

Broward County Traffic Engineering Division's
Speed Humps Specifications

The following is a typical installation of a speed hump within the unincorporated area of Broward County.

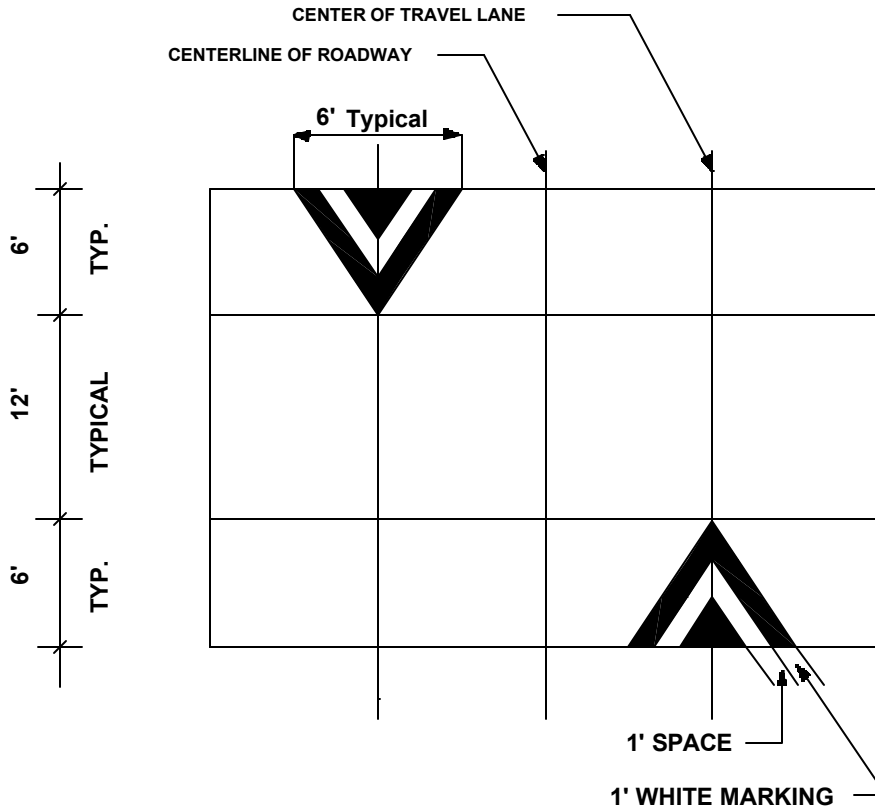
1. The speed hump shall be twenty-four (24) feet in length for the width of the roadway (typically twenty-four (24) feet), with the following characteristics:
 - a. Height of three (3) inches
 - b. Twelve (12) foot flat top
 - c. Six (6) foot transitions on both the near & far sides
 - d. Eighteen (18) inch transitions on both curb sides
2. Key cut twenty-four (24) inches on both the near & far sides with twelve (12) inches next to speed hump and twelve inches underneath, for a depth of one and a half (1 ½) inches.
3. Key cut twelve (12) inches on both curb side edges, underneath the speed hump, for a depth of one and a half (1 ½) inches.
4. Pavement markings shall be in accordance with the Manual on Uniform Traffic Control Devices (MUTCD) Figure 3B-30 Option "A".
 - a. For each direction of travel, install two (2) Chevrons, one (1) foot white pavement marking, spaced one (1) foot apart for a length of six (6) feet centered on the travel lane, placed on the transition only.
 - b. Six (6) inch white thermoplastic edge line to be replaced along side of the speed hump, if this edge line previously existed.
 - c. Centerline to be replaced based on BCTED Pavement Marking Policy:
 - i. Either a six (6) inch single yellow in thermoplastic as a ten (10) / thirty (30) skip line; or
 - ii. Six (6) inch double yellow solid line in thermoplastic.

Other information:

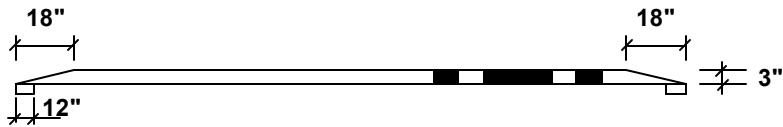
1. All speed humps shall be installed in two (2) lifts of S3 asphalt.
2. Tack coat to be applied prior to laying the S3 asphalt.
3. An **approved** Maintenance of Traffic Plan shall be established for each speed hump installation.
4. Installation shall be in compliance with the FDOT Standards Specifications for Road and Bridge Construction 2010.

FLAT-TOPPED SPEED TABLE/HUMP

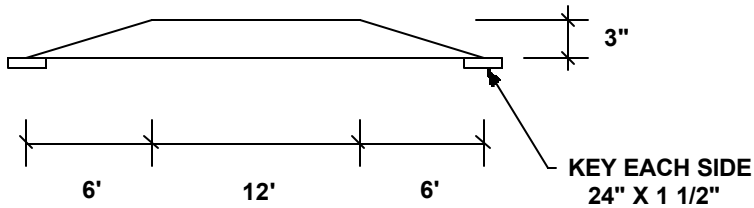
MUTCD MARKINGS FIGURE 3B-30, OPTION "A"



TOP VIEW



FRONT VIEW



PROFILE

(NOT TO SCALE)

TRAFFIC ENGINEERING DIVISION

FLAT-TOPPED SPEED TABLE
TYPICAL DETAILS

DESIGN: K. SMITH

REVISED: 5-18-09
REVISED: 2-23-10

APPROVED: S. BRUNNER, P.E.

REVISED:
REVISED:

G: \SHARED\Speed Hump Details



BROWARD COUNTY
PUBLIC WORKS DEPARTMENT