






Land Preservation Inventory





Open Space - Phase 5

Entry Plaza Park,
2501 Wilton Drive (OS-110)
City of Wilton Manors

Unprotected Land

-  Conservation Land
-  Green Space
-  Open Space

Protected Land

-  Preserve/Natural Park
-  Passive Park
-  Active Park
-  Mitigation or Other Protected Land



200 0 200 Feet

