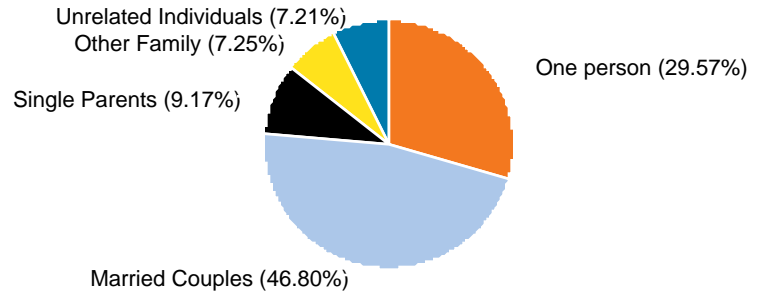


Household Characteristics - Family Size and Type

Broward County Today

- There are 654,787 households in Broward County: 47% are headed by a married couple; 30% are persons living alone.
- The average household size is 2.45 persons.
- Three of every five households are families, and almost half of those families have children.
- One in four families with children is headed by a single mother.
- Almost 13,000 residents are responsible for raising their grandchildren.
- 6,404 households have same sex partners.
- 81,408 seniors (Aged 65 and over) live alone (43%).

Households by Type, 2000



Source: U.S. Bureau of Census

Key Trends 1990 to 2000

- Single-parent families increased by 57% since 1990.
- The number of adults living alone increased 24% since 1990.
- Average household size increased from 2.35 persons, in 1990, to 2.45, in 2000.
- The number of seniors living alone grew by 7%.

Families with children	1990	2000	Change
Married couples	103,766	131,559	27%
Single mothers	30,952	47,190	52%
Single fathers	8,074	12,854	59%
Total	142,792	191,603	34%

Source: U.S. Bureau of Census

Future Projections

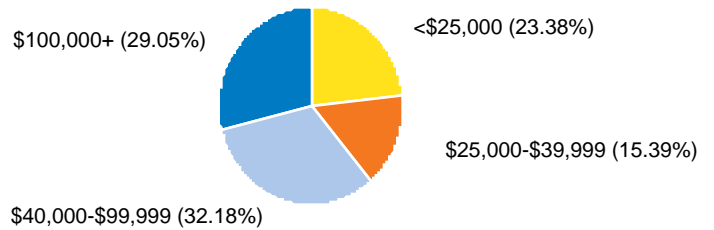
- By 2030, there will be 983,000 households in Broward County.
- Average household size is expected to continue to increase, reaching 2.56 persons by 2030.

Household Characteristics - Income and Poverty

Broward County Today

- In 1999, median household income was \$41,691.
- Most households (58%) have income less than \$50,000
- Broward is an affluent county with pockets of poverty; 184,589 residents (12%) live below the poverty level.
- A disproportionate number of poor residents are children: one-in-seven children lives in poverty in Broward County.
- 25,558 seniors (aged 65 years and over) have incomes below the poverty level.
- Most households with highest income levels are located in the western and northwest areas of the County.

Distribution of Households by Income Level



Source: U.S. Bureau of Census

Key Trends

- Per capita income increased from \$16,883 in 1989 to \$23,170 in 1999.
- Median household income increased from \$30,571 in 1989 to \$41,691 in 1999.
- There has been a steady increase in individual and family poverty rates since 1979 in Broward County.
- Since 1989, the number of families in poverty increased by 50% (from 24,030 to 35,964).
- Although the number of children living in poverty increased (from 37,717 to 58,815), the proportion remained at 15%.

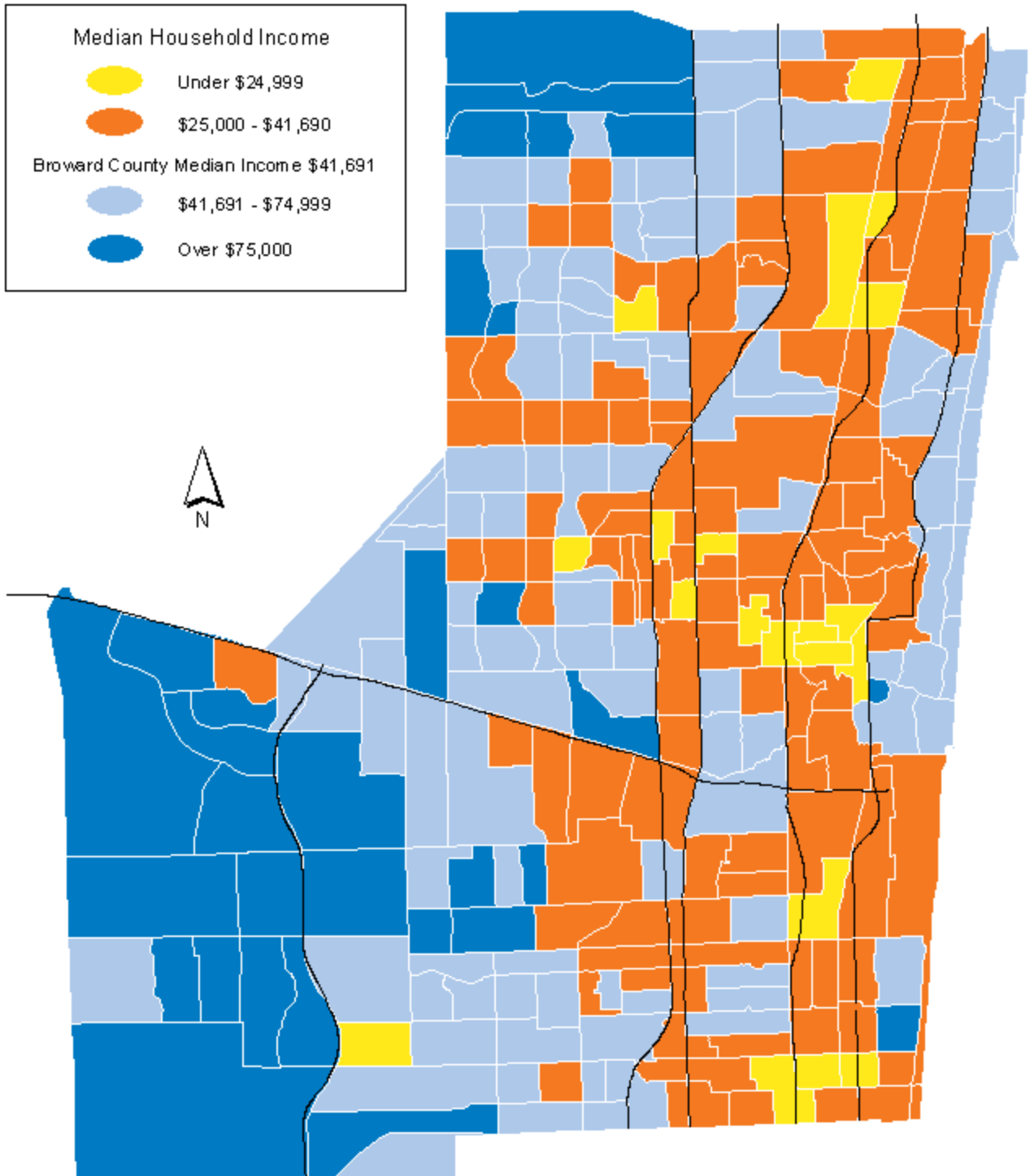
Family Type	Number of Families Below Poverty Level*		Poverty Rate	
	1989	1999	1989	1999
All families	24,030	35,964	7%	9%
Families with children**	16,565	26,534	12%	14%
Families without children	7,465	9,430	4%	4%

* In 2000, the poverty threshold for a family of four with two children was an annual income of \$17,463.

** Related children aged under 18 years.

Source: U.S. Bureau of Census

Median Household Income by Census Tract, 1999



Source: U.S. Bureau of Census

Household Characteristics - Language Spoken

Broward County Today

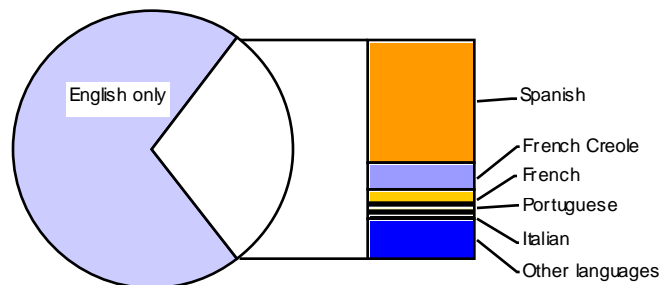
- 29% of residents aged five years or older speak a language other than English; most also speak English “very well.”
- 16% of Broward residents speak Spanish at home.
- 41,107 households (with 99,229 residents) have no English-speaking adults.
- More than 53,000 Broward County residents speak French-Creole at home (4%).

Language Spoken at home	Persons aged 5+	Proportion
English only	1,083,041	71%
Spanish	248,207	16%
French Creole	53,344	4%
French	28,333	2%
Portuguese	17,356	1%
Italian	13,573	1%
Other languages	76,988	5%
Total - Non-English	437,801	29%

Source: U.S. Bureau of Census

Key Trends 1990 to 2000

- There has been significant growth in French-Creole speakers, corresponding to growth of the Haitian population.
- In 1990, 207,928 residents did not speak English at home; this number more than doubled, to 437,801 during the decade.



Source: U.S. Bureau of Census, 2000

Future Projections

- Increasing diversity and continued immigration, will result in more Spanish-speaking residents.
- French-Creole speakers will continue to increase as more Haitian migrants move to Broward County.