


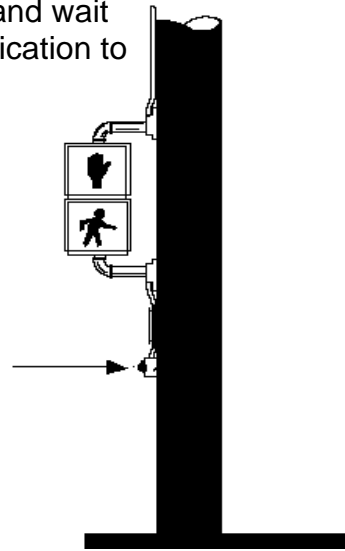
THE PEDESTRIAN SIGNAL.....



HOW DOES IT WORK ?

STEP 1: PUSH BUTTON

Push Button and wait for **WALK** indication to appear



STEP 2: WALK (text or symbol)

When you see the **WALK** display

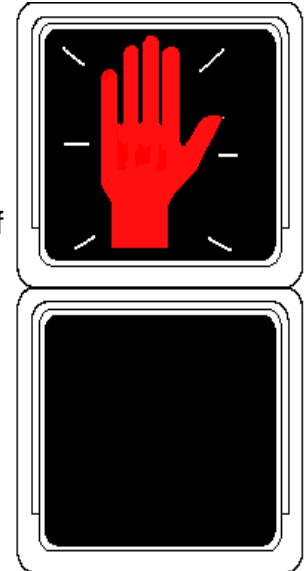
- a) Watch for turning cars
- b) Then start crossing the street.
- c) NO J-Walking Stay within the crosswalk.



STEP 3: FLASHING DON'T WALK (text or symbol)

When you see the **FLASHING DON'T WALK** display

- a) Continue crossing the street if you have started.
- b) However, If you have not started crossing, push the button and wait for the next WALK display.



STEP 4: STEADY DON'T WALK (text or symbol)

When you see the **STEADY DON'T WALK** display:

- a) There should not be any pedestrians in the crosswalk; you should have finished crossing the street.
- b) The street traffic is ready to start moving.

