



Partnership for

Quieter Skies Report



The *Partnership for Quieter Skies Report* provides an overview of progress of efforts to reduce the noise impacts of Fort Lauderdale-Hollywood International Airport (FLL). These efforts represent a partnership of several entities:

- Broward County owns and operates FLL, and is responsible for overseeing the airport’s planning, development, and operation.
- The Federal Aviation Administration (FAA) is responsible for the efficient and safe navigation of aircraft. The FAA also oversees any federal actions at the airport, such as airport layout changes, installation of navigational aids, etc.
- Air carriers provide passenger and cargo service to and from FLL.
- General aviation, charter and medical services operating in privately owned aircraft.

ELEMENTS OF THE PARTNERSHIP FOR QUIETER SKIES PROGRAM

Broward County Aviation Department initiated this program in response to requests from the Board of County Commissioners for a more transparent reporting of objective information related to FLL’s noise abatement efforts. The program includes the following elements, based on data collected by FLL’s Airport Noise and Operations Monitoring System (ANOMS):

- Fleet Noise Reports summarize and compare the overall noisiness of the specific mix of aircraft types each airline operates at FLL.
- High Noise Event Reports compare the numbers of “high range” noise events created by major categories of aircraft operators at FLL
- Runway Use Summary Reports present graphical and tabular summaries of arrival and departure runway use at FLL.
- Flight Track Density Plots show the relative frequency that aircraft fly over geographic areas around FLL

FLEET NOISE REPORT

The Fleet Noise Report compares the noisiness of the specific fleet of aircraft that each airline operates at FLL, in relation to the current federal (“Stage 3”) noise standards for airline jets, and also in relation to the fleets other airlines operate at FLL. The report lists the jet operations for each carrier (that conducts at least 10 operations in the quarter) and a “Cumulative Below Stage 3 Limit” value for those

operations. By focusing on the aircraft types that airlines actually use at FLL, rather than the airlines’ overall fleets, it will assist individual airlines in making informed decisions regarding the aircraft models they schedule to fly into and out of FLL. This information will assist them to improve their overall Fleet Noise Score.

HIGH NOISE EVENT REPORTS

High Noise Event Reports for arrivals and departures summarize contributions major operator categories make to noise experienced in the FLL environs, by listing the number of aircraft noise measurements that exceed a Sound Exposure Level (SEL) of 85 dB (see definitions). 85 dB SEL is a significant threshold, because it is the level at which several adverse community impacts begin to be experienced.

RUNWAY USE TRENDS

This report provides a tabular and graphical summary of overall runway use during the report period. These reports allow residents near the airport to understand, at a glance, the usage of runways that most affect them.

FLIGHT TRACK DENSITY PLOTS

Flight track density plots show the relative use of the airspace surrounding FLL. Color ranges are assigned based on the relative density of traffic (from low to high) for several categories:

- Scheduled Arrivals
- Scheduled Departures
- Non-Scheduled Arrivals
- Non-Scheduled Departures

DEFINITIONS

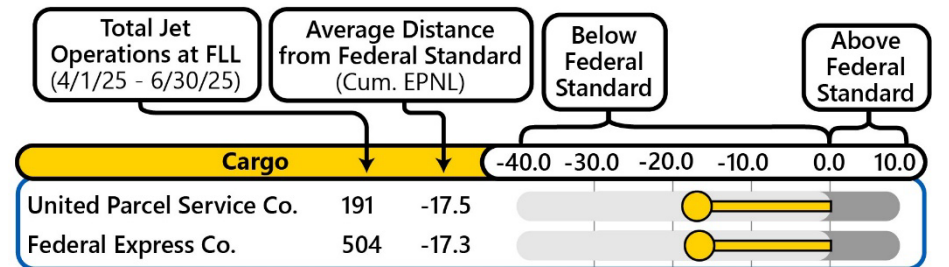
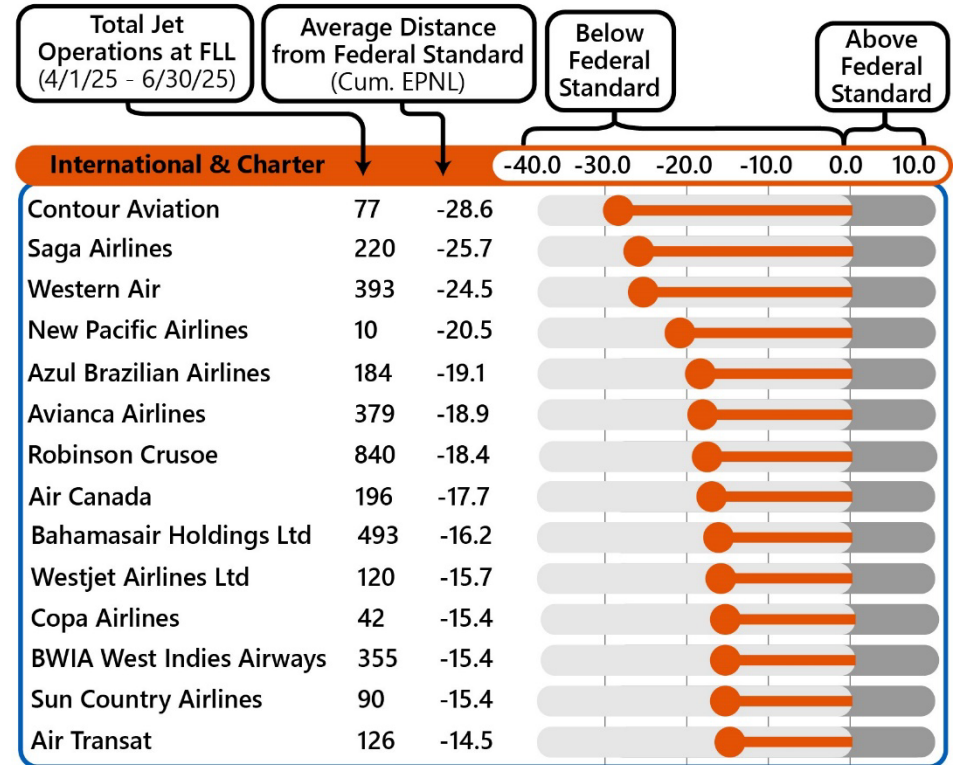
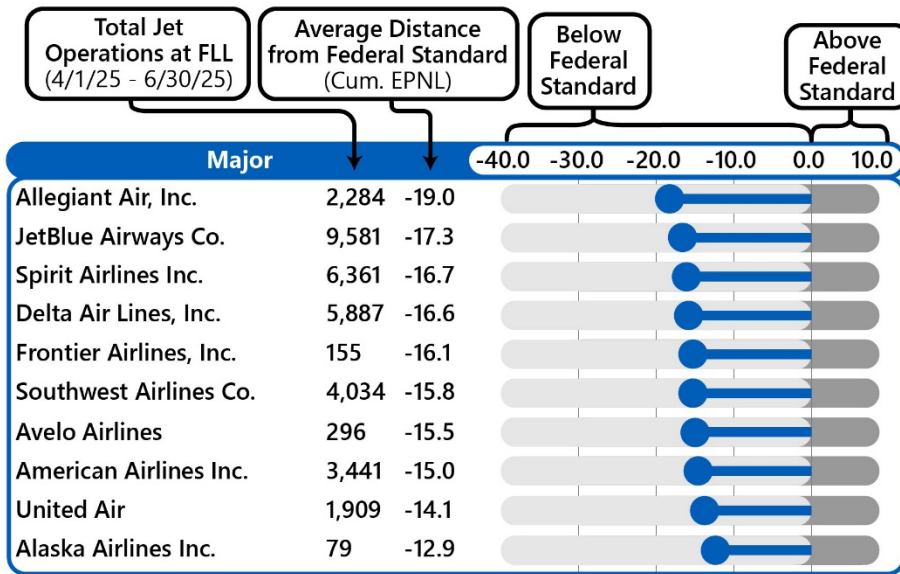
Decibel (dB): A logarithmic measure of sound intensity.

Sound Exposure Level (SEL): A term used to describe the total sound energy from a single aircraft noise event. It takes into account both the noise level and the duration of the event.

Effective Perceived Noise Decibels (EPNdB): A noise metric FAA uses in setting noise standards that jet aircraft and larger propeller-driven aircraft must meet to operate in the U.S.

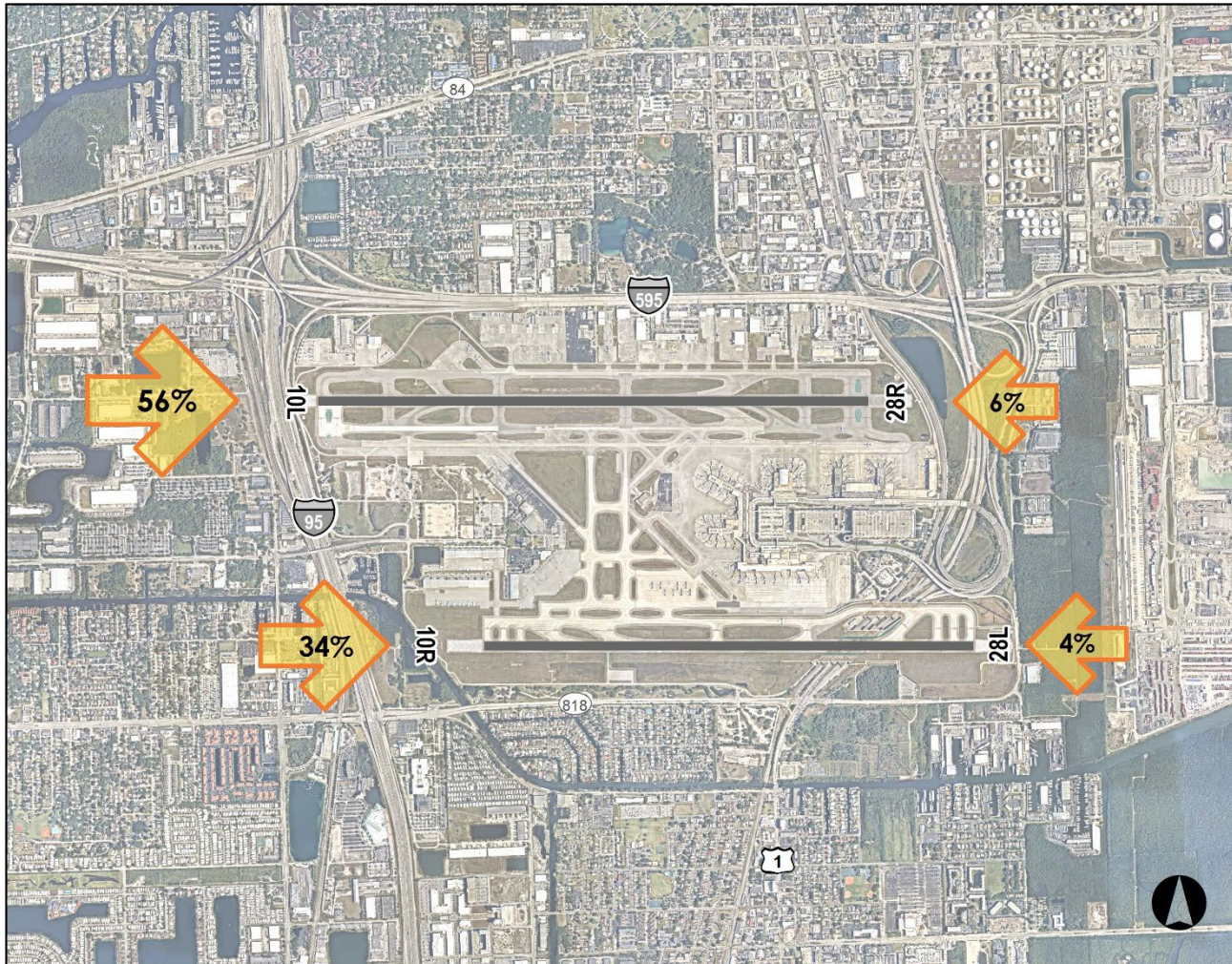
Fleet Noise Report

Average Decibels Above or Below Federal Noise Standard
 Second Quarter 2025 (April 1 – June 30)

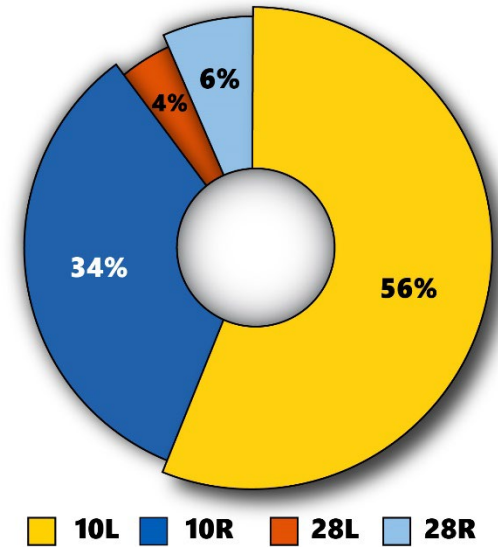


Runway Use Summary Report

Arrivals Runway Use for All Aircraft Types
 Second Quarter 2025 (April 1 – June 30)

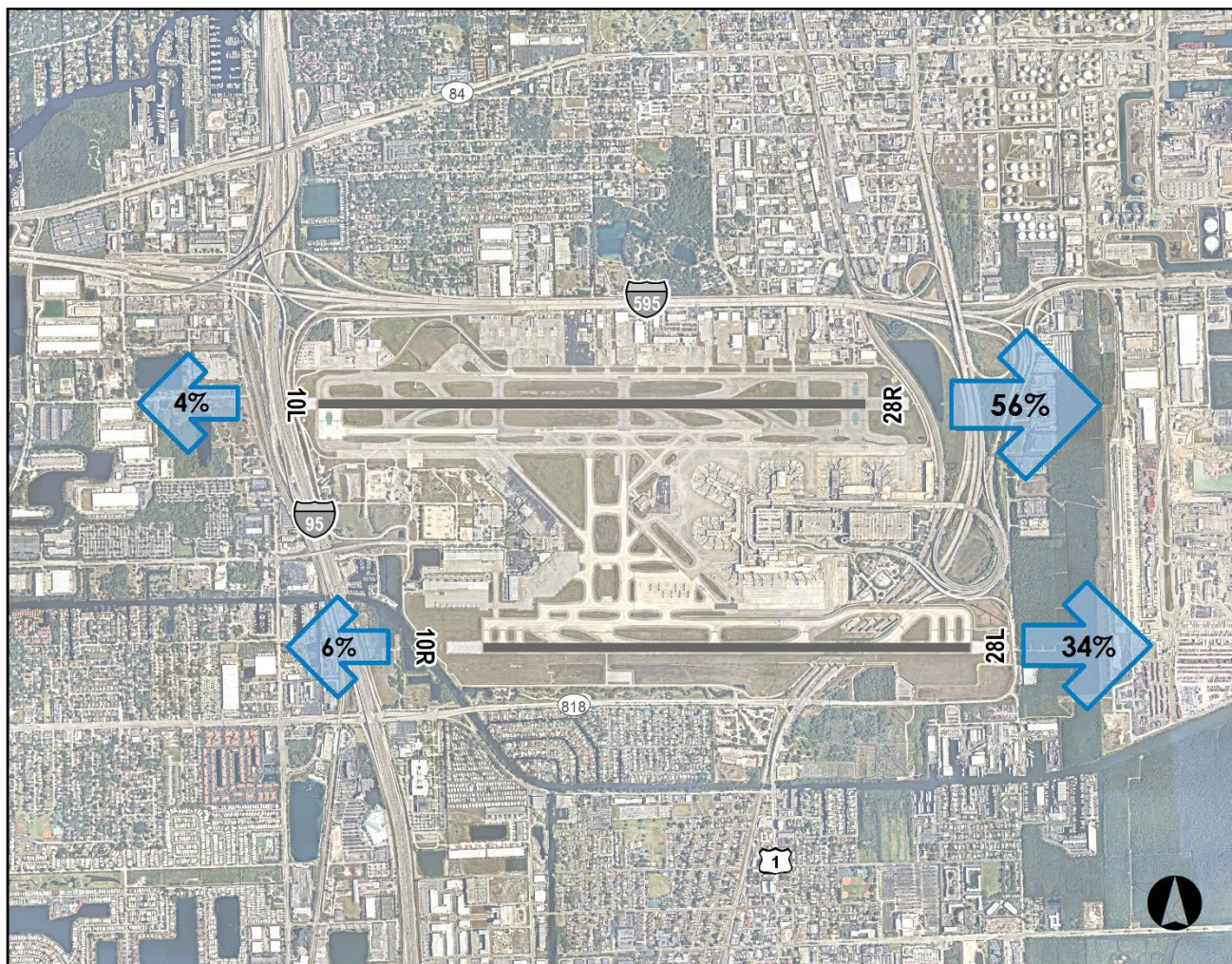


Runway Arrivals	
10L: North Runway, East Flow	19,638
10R: South Runway, East Flow	11,721
28L: South Runway, West Flow	1,306
28R: North Runway, West Flow	2,118



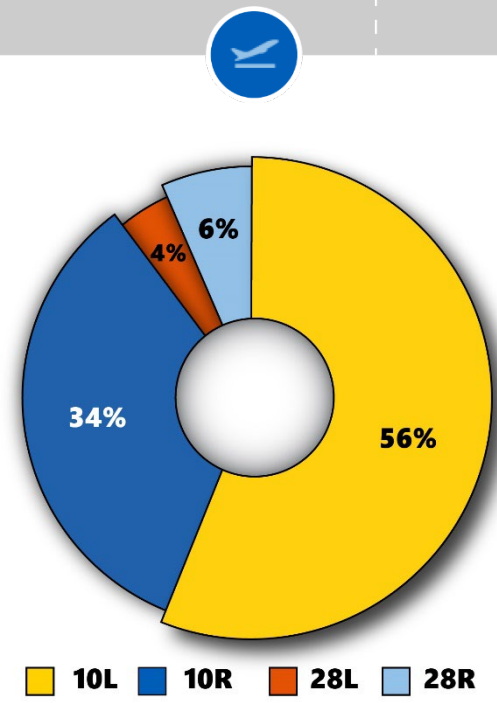
Runway Use Summary Report

Departures Runway Use for All Aircraft Types
 Second Quarter 2025 (April 1 – June 30)



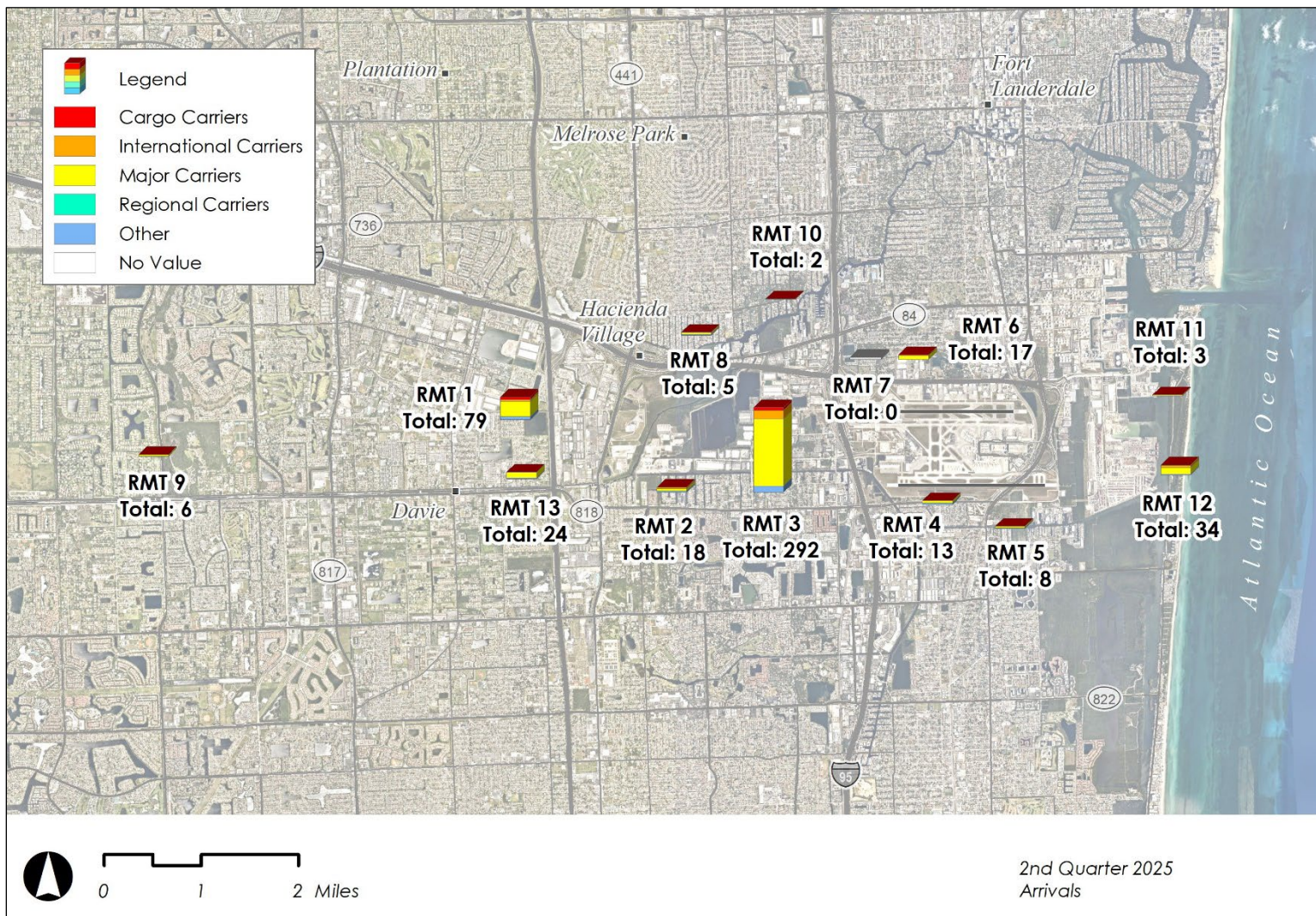
Runway | Departures

10L: North Runway, East Flow	19,477
10R: South Runway, East Flow	11,705
28L: South Runway, West Flow	1,332
28R: North Runway, West Flow	2,263



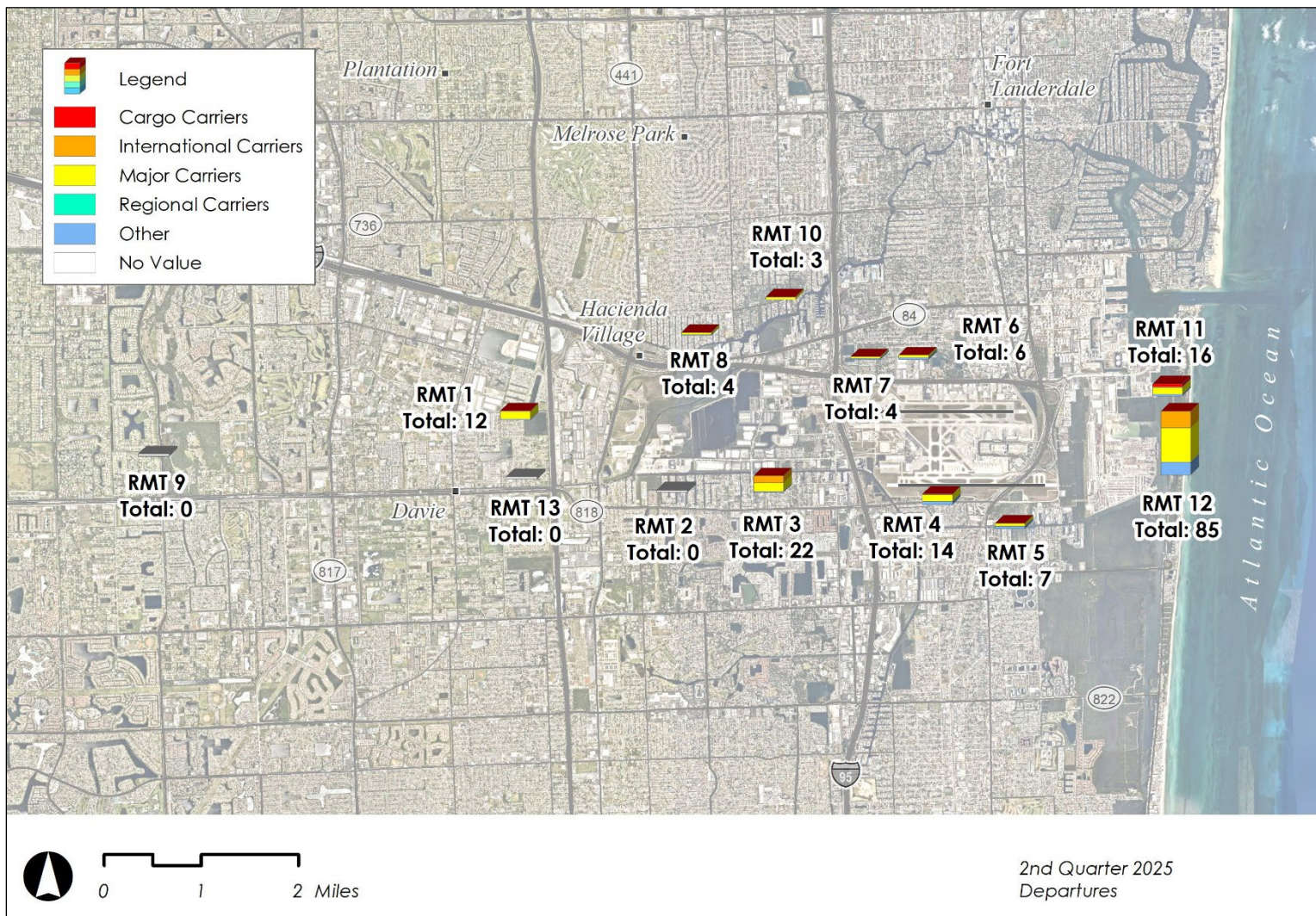
High Noise Events – Arrivals

For Monitor Locations 1-13
 Second Quarter 2025 (April 1 – June 30)



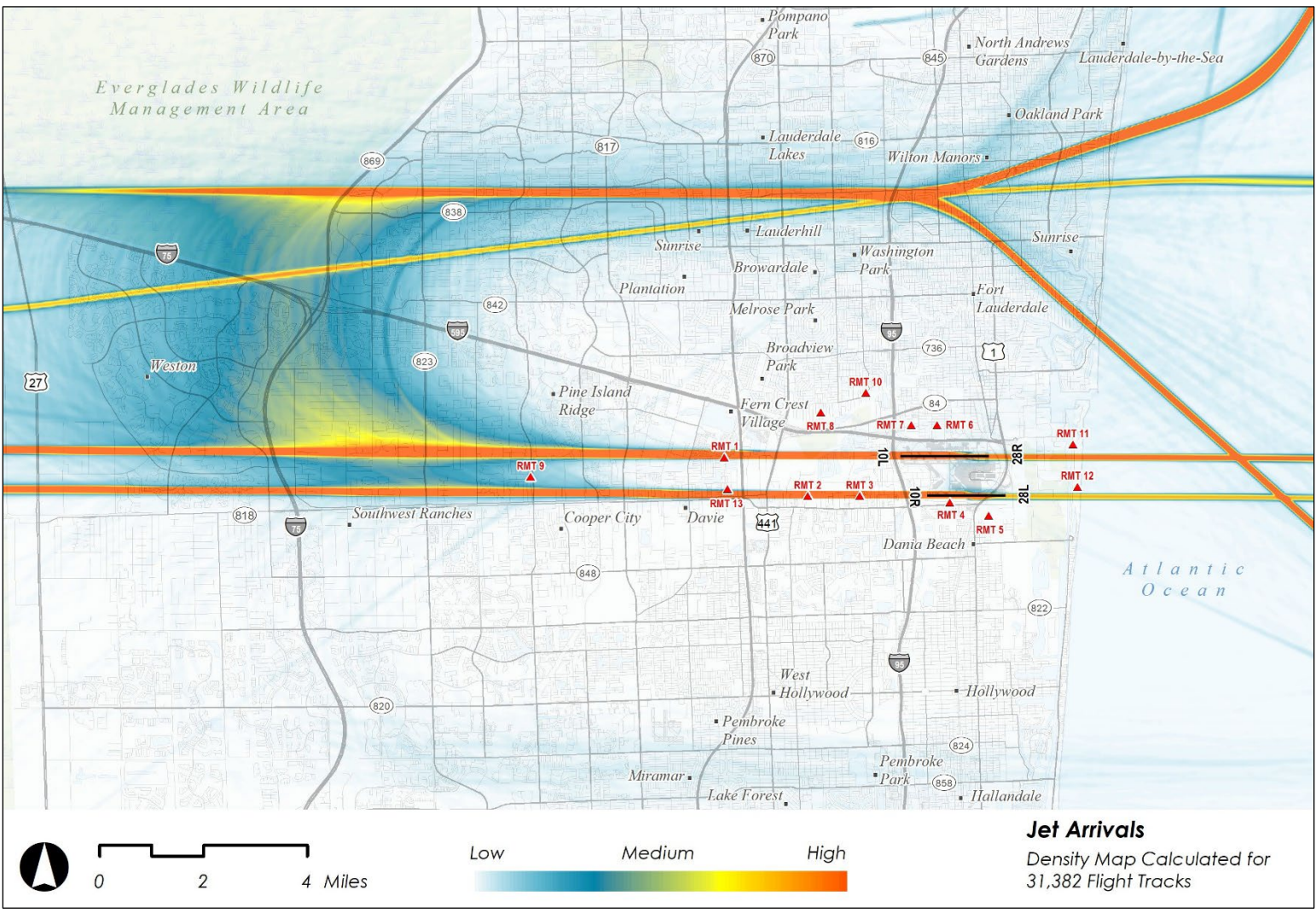
High Noise Events – Departures

For Monitor Locations 1-13
 Second Quarter 2025 (April 1 – June 30)



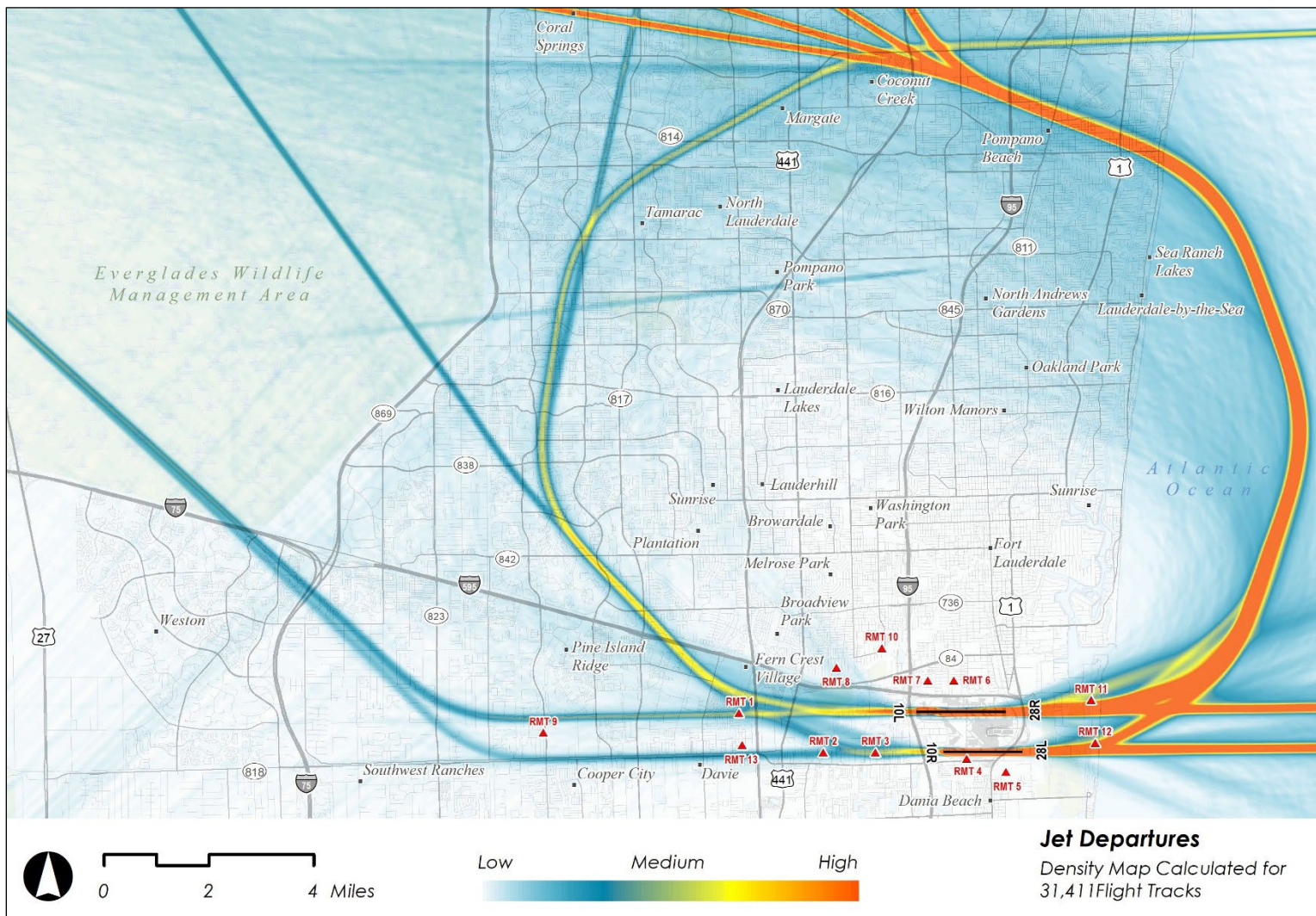
Relative Airspace Density

For All Jet Arrivals
 Second Quarter 2025 (April 1 – June 30)



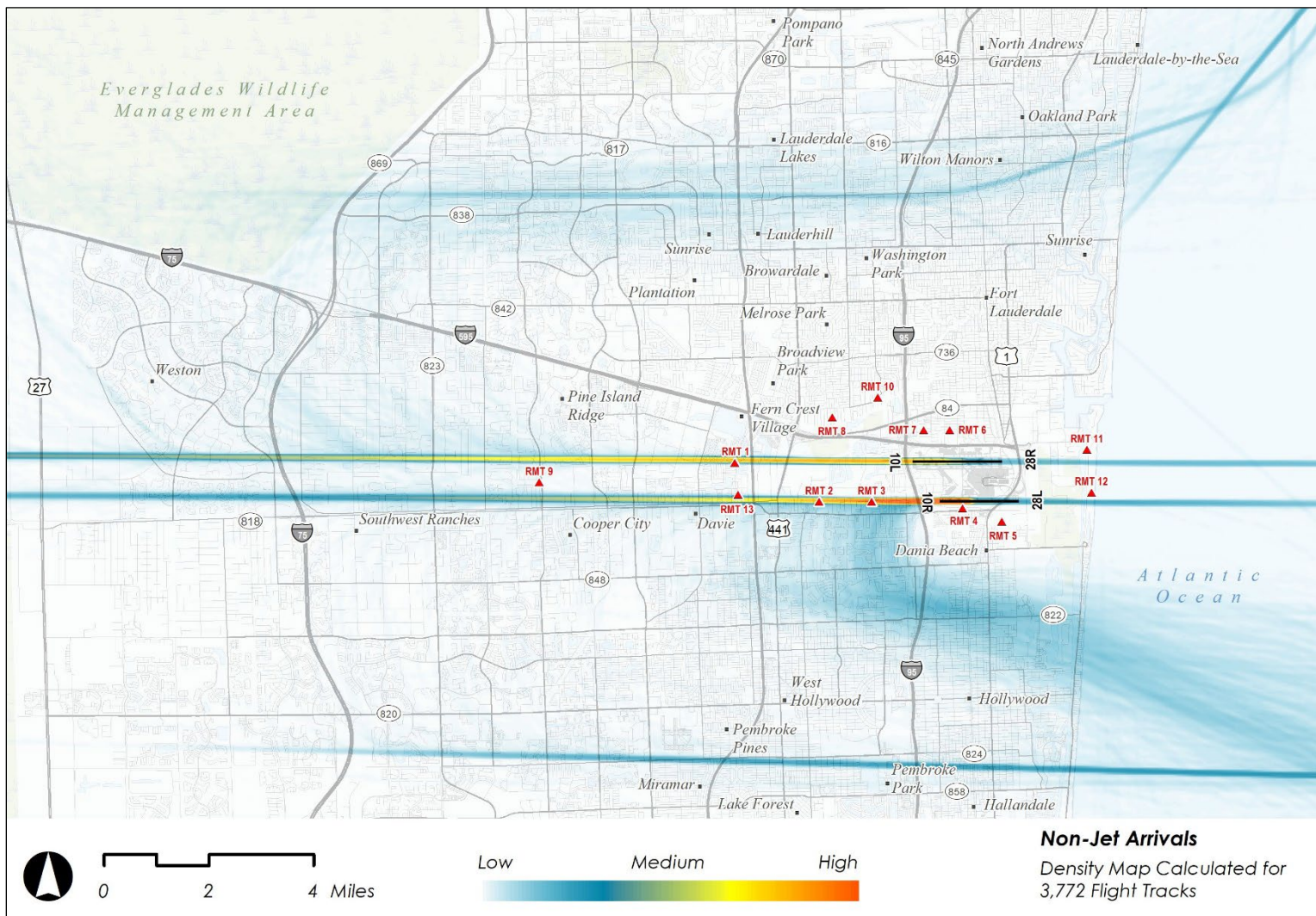
Relative Airspace Density

For All Jet Departures
 Second Quarter 2025 (April 1 – June 30)



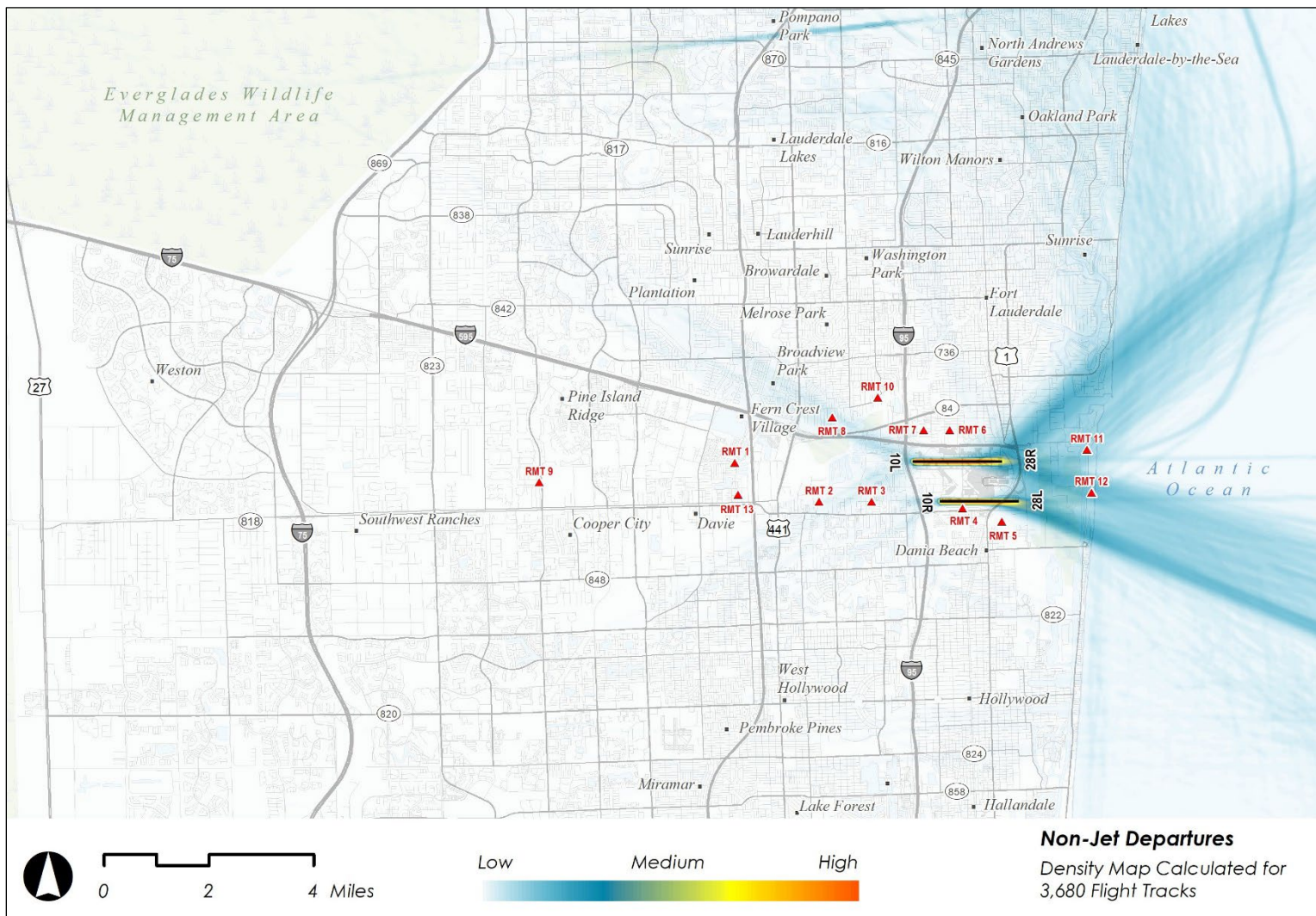
Relative Airspace Density

For All Non-Jet Arrivals
 Second Quarter 2025 (April 1 – June 30)



Relative Airspace Density

For All Non-Jet Departures
 Second Quarter 2025 (April 1 – June 30)





Noise Information

Ways to File an Aircraft Noise Comment

To file a formal aircraft noise comment, choose one of the following options:

Online: Complete the [Noise Comment Form](#) then select the Submit button.

By Phone: Call the Noise Comment Hotline at 954-359-2366

Download the new [Noise Comment Web App](#) and use this platform to file a complaint.

Using the New Noise Comment Web App to file a noise complaint.

From a mobile phone, click this link [Noise Comment Web App](#) and download to an iPhone or Android phone.

The link is **only** accessible from a mobile phone. It is **not** available in the iOS or Google Play App stores. It is **only** available from the webpage.

Noise Comment Web App Instructions:

Save the app to your home screen using the link above.

From an iPhone: Tap the box with the vertical arrow and select add to the home screen.

From an Android phone: Tap the 3 Menu dots and select add to the homepage.

Go to your home screen and open the new noise comment web app.

Enter your comment information following Steps 1-5 and click Submit.

Note: After using the noise comment web app the first time, user information is saved and does not need to be re-entered. You can submit additional comments by tapping "Submit Comment."

If you have questions or comments about the app, please contact the Aviation Department at 954-359-6181

Prepared by Harris Miller Miller & Hanson Inc. on behalf of Broward County Aviation Department.