

**Intake & Outcome Statistics**  
**(10/1/2025 - 3/31/2026)**  
**Pivoted by Intake & Outcome**

**Month to Month Comparison**

	Canine	Feline	Total	Oct. 2025	Nov. 2025	Dec. 2025	Jan. 2026	Feb. 2026	Mar. 2026
--	--------	--------	-------	-----------	-----------	-----------	-----------	-----------	-----------

<b>LIVE INTAKE</b>										
<b>B</b>	Stray/At Large	910	2,740	<b>3,650</b>	733	603	603	557	525	629
<b>C</b>	Relinquished by Owner	232	269	<b>501</b>	75	75	75	117	118	41
<b>D</b>	Owner Intended Euthanasia	5	0	<b>5</b>	0	0	2	1	1	1
<b>E</b>	Transferred in from Agency (In State)	18	4	<b>22</b>	2	2	3	2	0	13
<b>E</b>	Transferred in from Agency (Out of State)	0	0	<b>0</b>	0	0	0	0	0	0
<b>F</b>	Cruelty/Confiscate (Other Intakes)	122	37	<b>159</b>	33	14	28	23	25	36
<b>F</b>	Born in the Shelter (Other Intakes)	9	9	<b>18</b>	0	15	0	0	3	0
<b>F</b>	Returns (Other Intakes)	72	32	<b>104</b>	26	13	23	12	16	14
<b>G</b>	<b>Total Live Intake</b> <b>[ B + C + D + E + F ]</b>	1,368	3,091	<b>4,459</b>	869	722	734	712	688	734

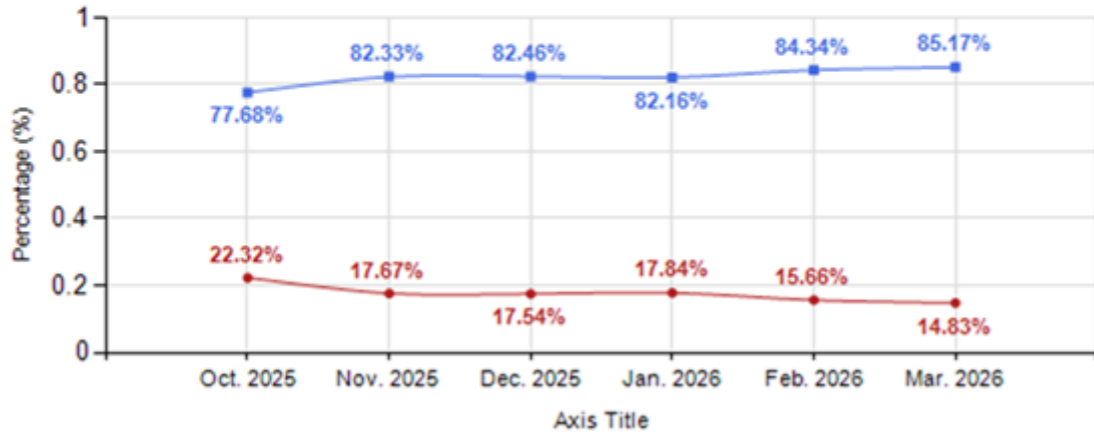
<b>OUTCOMES</b>										
<b>H</b>	Adoption	703	1,018	<b>1,721</b>	401	334	291	257	213	225
<b>I</b>	Return to Owner	257	37	<b>294</b>	51	39	45	53	52	54
<b>J</b>	Transferred to Another Agency	274	75	<b>349</b>	38	60	48	79	35	89
<b>K</b>	Return to Field	0	643	<b>643</b>	112	89	105	90	104	143
<b>L</b>	Other Live Outcomes	0	0	<b>0</b>	0	0	0	0	0	0
<b>M</b>	<b>Subtotal: Live Outcomes</b> <b>[ H + I + J + K + L ]</b>	1,234	1,773	<b>3,007</b>	602	522	489	479	404	511
<b>N</b>	Died in Care	0	58	<b>58</b>	21	20	7	7	3	0
<b>O</b>	Lost in Care	2	29	<b>31</b>	12	9	5	1	2	2
<b>P</b>	Shelter Euthanasia	134	434	<b>568</b>	140	83	92	96	70	87
<b>Q</b>	Owner Intended Euthanasia	16	5	<b>21</b>	2	7	6	4	1	1
<b>R</b>	<b>Subtotal: Other Outcomes</b> <b>[ N + O + P + Q ]</b>	152	526	<b>678</b>	175	119	110	108	76	90
<b>S</b>	<b>Total Outcomes</b> <b>[ M + R ]</b>	1,386	2,299	<b>3,685</b>	777	641	599	587	480	601
	<b>Asilomar "Lite" Live Release Rate:</b>	90.07%	77.29%	<b>82.07%</b>	77.68%	82.33%	82.46%	82.16%	84.34%	85.17%
	Canine Asilomar "Lite" Live Release Rate			90.07%	81.86%	91.63%	91.32%	90.46%	93.14%	92.52%
	Feline Asilomar "Lite" Live Release Rate			77.29%	75.84%	77.57%	77.27%	76.32%	77.82%	79.77%

*Formula:*  
 $M / (S \text{ subtract } Q) = 3,007 / (3,685 \text{ subtract } 21) = 82.07\%$

**Live Release vs Other Outcome (Month to Month Comparison) Percentage**

10/1/2025 – 3/31/2026

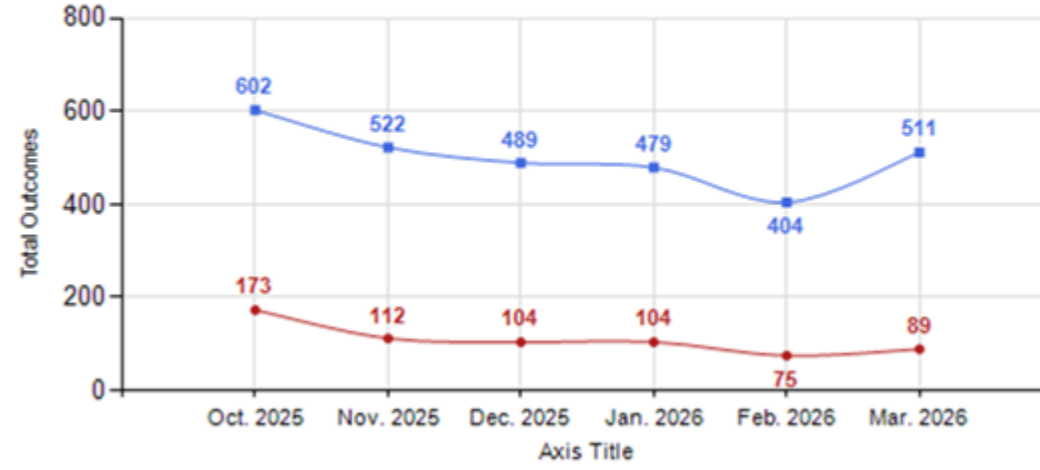
— Live Release Rate — Other Outcome Rate



**Live Release vs Other Outcome (Month to Month Comparison) Total**

10/1/2025 – 3/31/2026

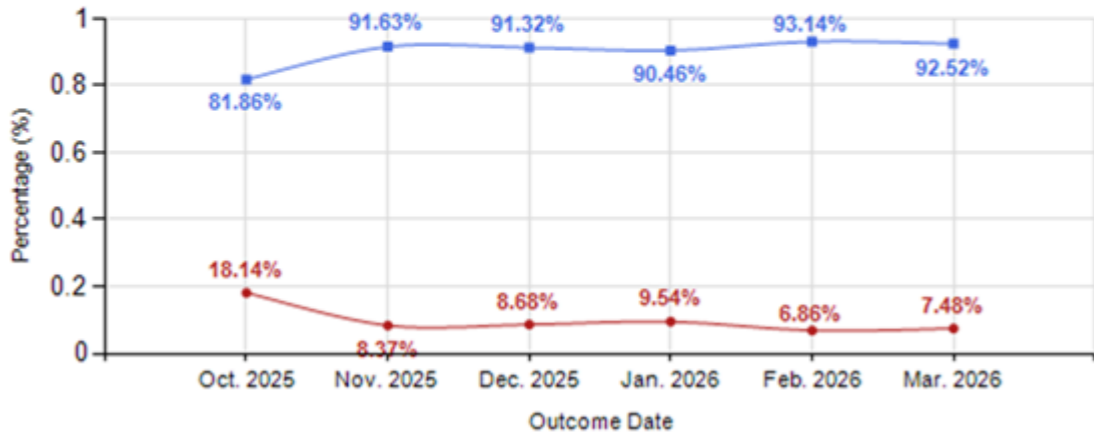
— Live Release Rate — Other Outcome Rate



**Canine Live Release vs Other Outcome (Month to Month Comparison) Percentage**

10/1/2025 – 3/31/2026

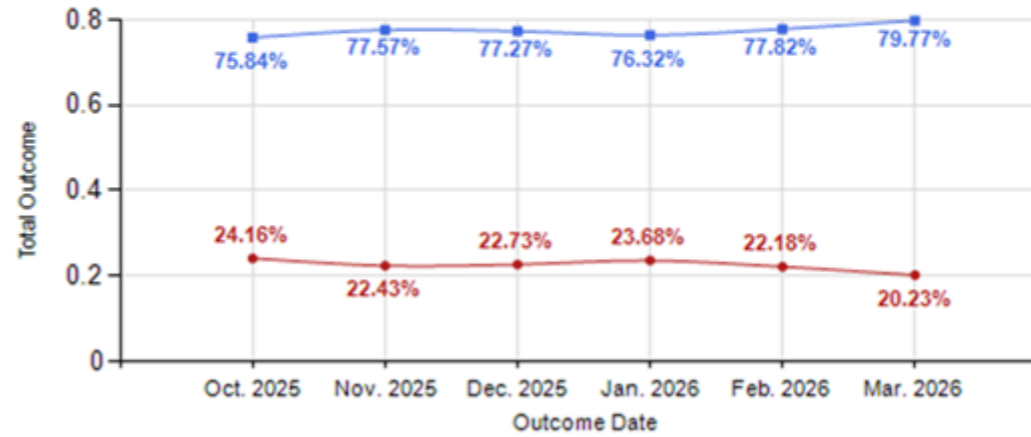
— Live Release Rate — Other Outcome Rate



**Feline Live Release vs Other Outcome (Month to Month Comparison) Percentage**

10/1/2025 – 3/31/2026

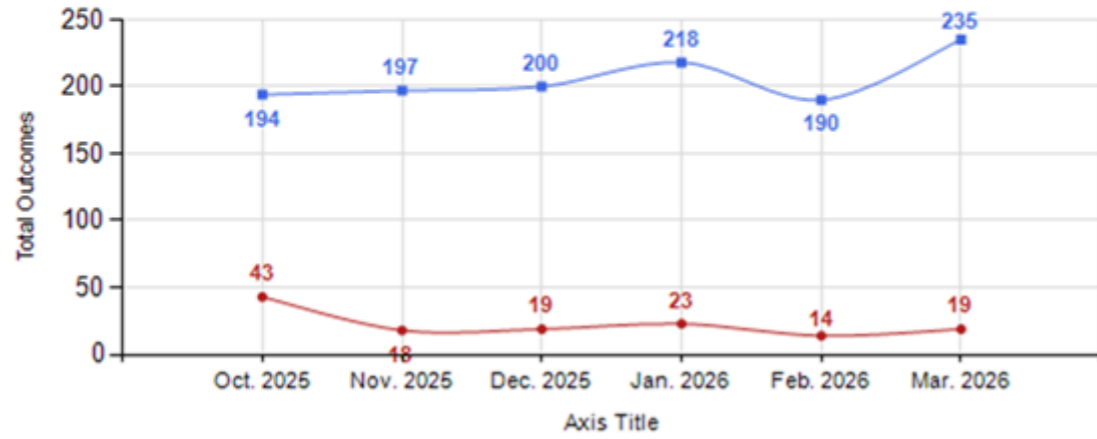
— Live Release Rate — Other Outcome Rate



**Canine Live Release vs Other Outcome (Month to Month Comparison) Percentage**

10/1/2025 – 3/31/2026

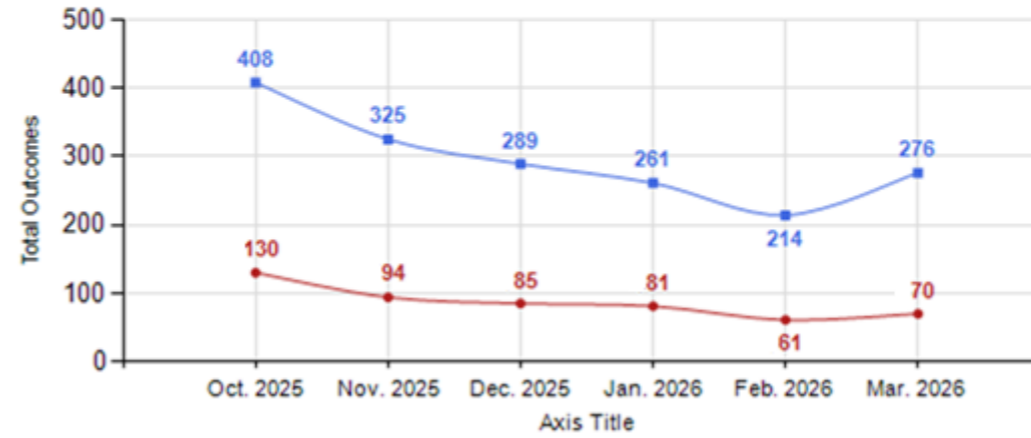
— Live Release Rate — Other Outcome Rate



**Feline Live Release vs Other Outcome (Month to Month Comparison) Percentage**

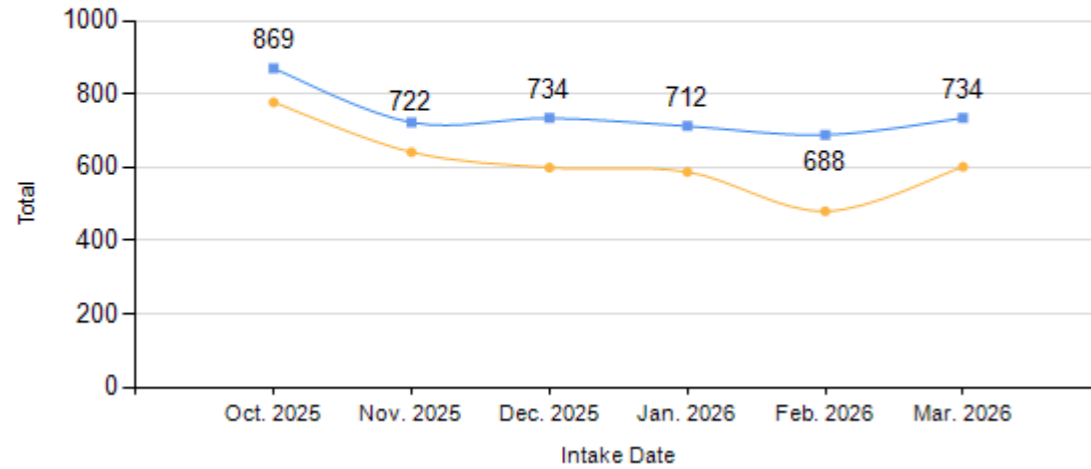
10/1/2025 – 3/31/2026

— Live Release Rate — Other Outcome Rate



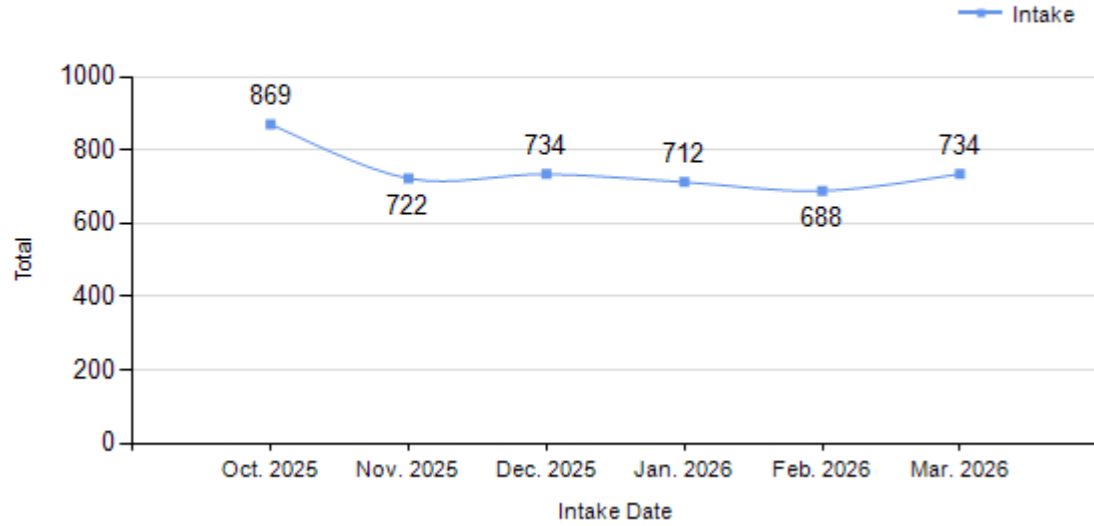
**Total Intake & Outcome (Month to Month Comparison)**  
10/1/2025 - 3/31/2026

— Intake — Outcome

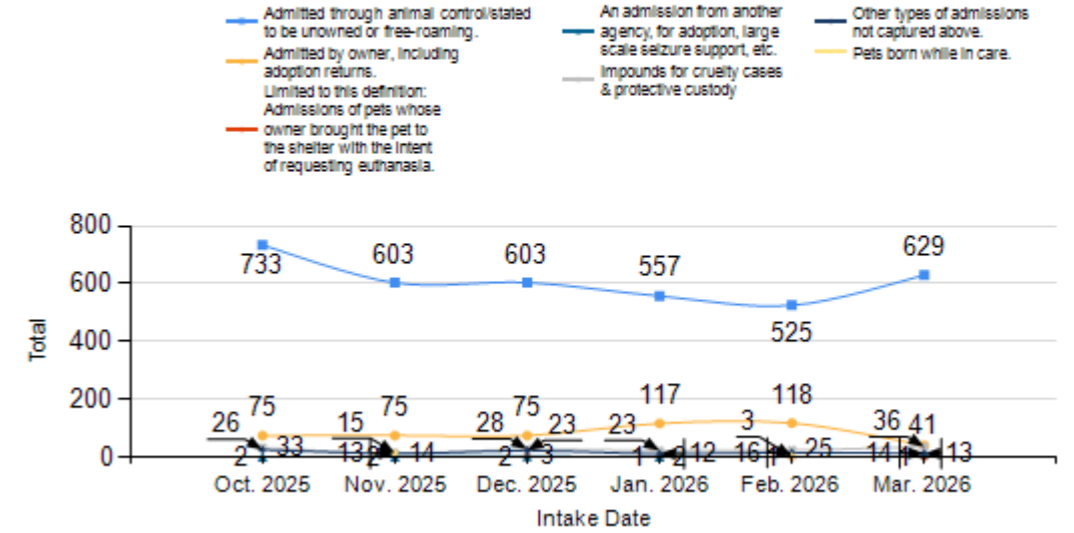


Intake Statistics Pivoted by Species (10/1/2025 - 3/31/2026)				Month to Month Comparison					
Species		Name	Total	Oct. 2025	Nov. 2025	Dec. 2025	Jan. 2026	Feb. 2026	Mar. 2026
Canine	B	Stray/At Large	910	153	144	151	155	142	165
	C	Relinquished by Owner	232	44	30	30	67	31	30
	D	Owner Intended Euthanasia	5	0	0	2	1	1	1
	E	Transferred in from Agency (In State)	18	1	1	3	2	0	11
	E	Transferred in from Agency (Out of State)	0	0	0	0	0	0	0
	F	Cruelty/Confiscate (Other Intakes)	122	30	11	19	14	20	28
	F	Returns (Other Intakes)	72	12	8	13	11	15	13
	F	Born in the Shelter (Other Intakes)	9	0	9	0	0	0	0
			<b>Canine Live Intake</b>	<b>1,368</b>	<b>240</b>	<b>203</b>	<b>218</b>	<b>250</b>	<b>209</b>
Feline	B	Stray/At Large	2,740	580	459	452	402	383	464
	C	Relinquished by Owner	269	31	45	45	50	87	11
	D	Owner Intended Euthanasia	0	0	0	0	0	0	0
	E	Transferred in from Agency (In State)	4	1	1	0	0	0	2
	E	Transferred in from Agency (Out of State)	0	0	0	0	0	0	0
	F	Cruelty/Confiscate (Other Intakes)	37	3	3	9	9	5	8
	F	Returns (Other Intakes)	32	14	5	10	1	1	1
	F	Born in the Shelter (Other Intakes)	9	0	6	0	0	3	0
			<b>Feline Live Intake</b>	<b>3,091</b>	<b>629</b>	<b>519</b>	<b>516</b>	<b>462</b>	<b>479</b>
	B	Stray/At Large	3,650	733	603	603	557	525	629
	C	Relinquished by Owner	501	75	75	75	117	118	41
	D	Owner Intended Euthanasia	5	0	0	2	1	1	1
	E	Transferred in from Agency (In State)	22	2	2	3	2	0	13
	E	Transferred in from Agency (Out of State)	0	0	0	0	0	0	0
	F	Cruelty/Confiscate (Other Intakes)	159	33	14	28	23	25	36
	F	Returns (Other Intakes)	104	26	13	23	12	16	14
	F	Born in the Shelter (Other Intakes)	18	0	15	0	0	3	0
	<b>G</b>	<b>Total Live Intake</b>	<b>4,459</b>	<b>869</b>	<b>722</b>	<b>734</b>	<b>712</b>	<b>688</b>	<b>734</b>

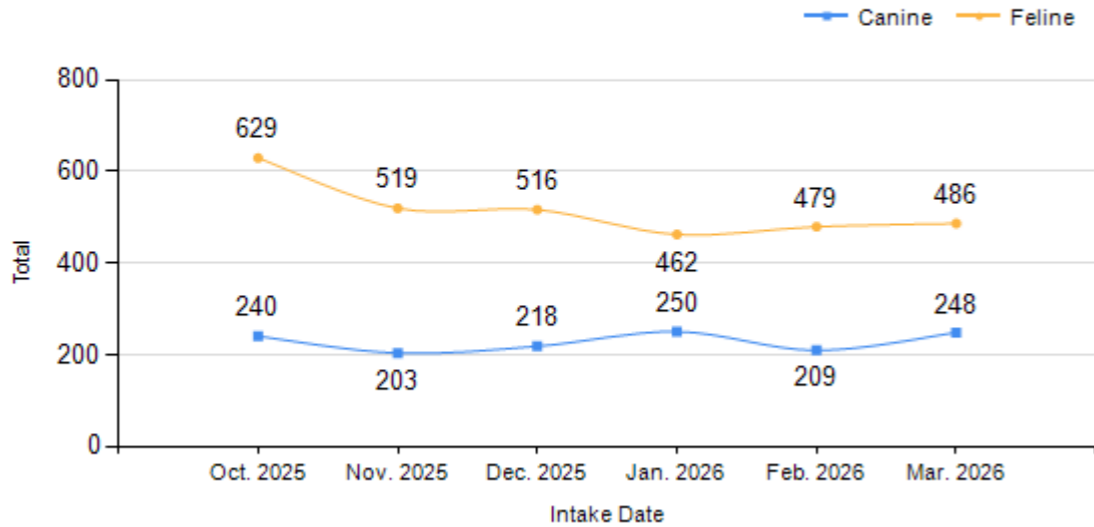
**Total Intake (Month to Month Comparison)  
10/1/2025 - 3/31/2026**



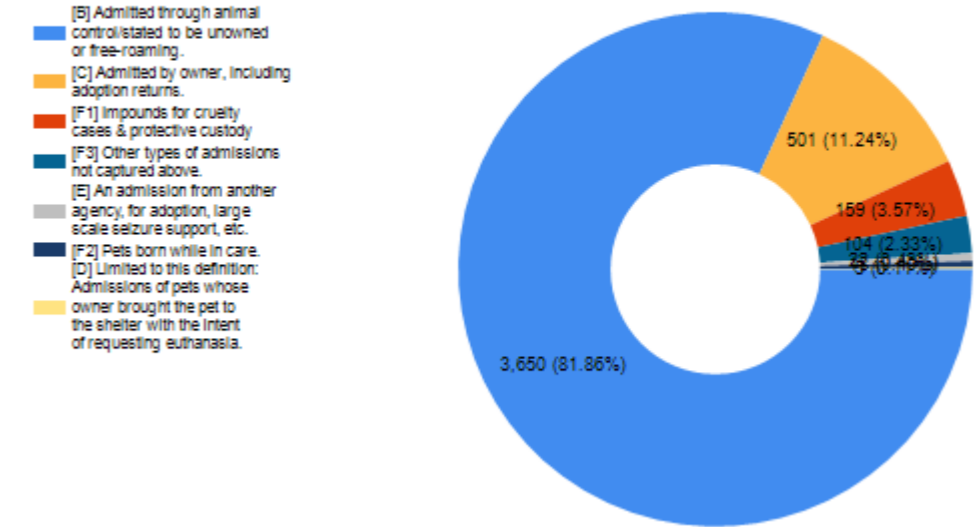
**Total Intake (Month to Month Comparison)  
10/1/2025 - 3/31/2026 by Intake Type**



**Total Intake (Month to Month Comparison)  
10/1/2025 - 3/31/2026 by Species**

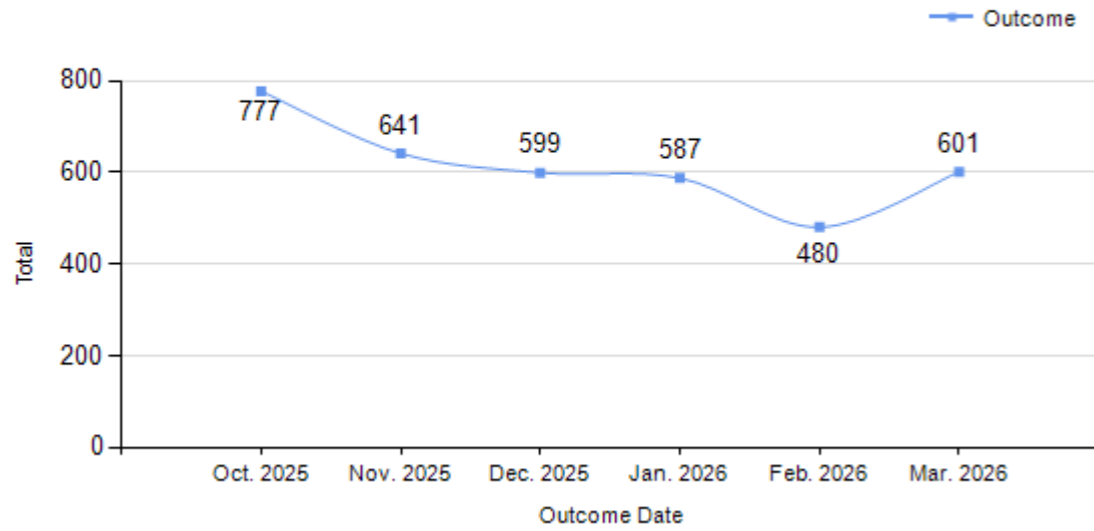


**Total Intake (Month to Month Comparison)  
10/1/2025 - 3/31/2026 by Intake Type**

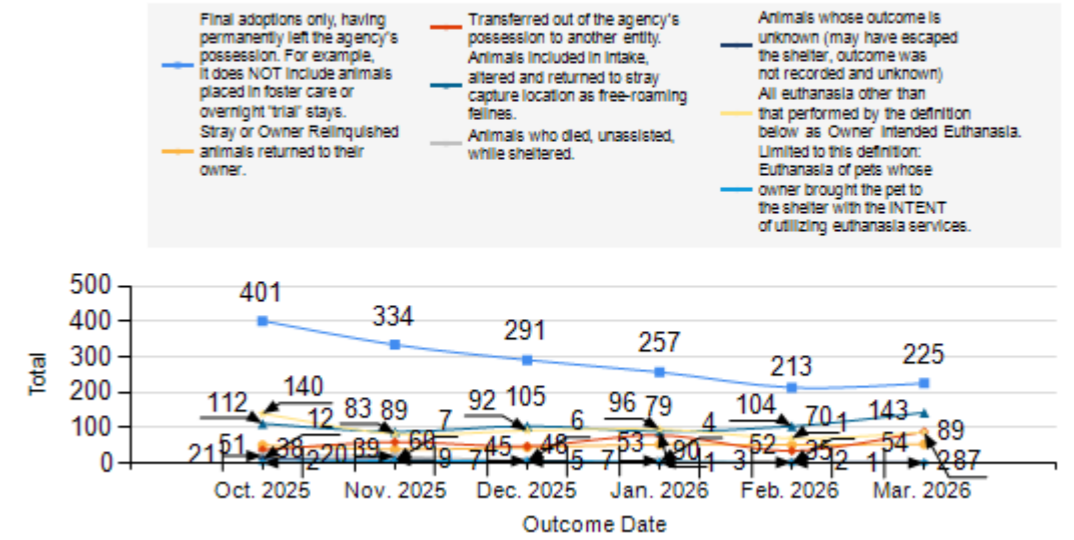


Outcome Statistics Pivoted by Species (10/1/2025 - 3/31/2026)				Month to Month Comparison					
Species		Name	Total	Oct. 2025	Nov. 2025	Dec. 2025	Jan. 2026	Feb. 2026	Mar. 2026
Canine	H	Adoption	703	120	117	118	112	114	122
	I	Return to Owner	257	45	34	40	44	47	47
	J	Transferred to Another Agency	274	29	46	42	62	29	66
	K	Return to Field	0	0	0	0	0	0	0
	L	Other Live Outcomes	0	0	0	0	0	0	0
	M	<b>Subtotal: Live Outcomes</b>	<b>1,234</b>	194	197	200	218	190	235
	N	Died in Care	0	0	0	0	0	0	0
	O	Lost in Care	2	1	0	1	0	0	0
	P	Shelter Euthanasia	134	42	18	18	23	14	19
	Q	Owner Intended Euthanasia	16	1	6	4	3	1	1
	R	<b>Subtotal: Other Outcomes</b>	<b>152</b>	44	24	23	26	15	20
		<b>Canine Total Outcome</b>	<b>1,386</b>	<b>238</b>	<b>221</b>	<b>223</b>	<b>244</b>	<b>205</b>	<b>255</b>
Feline	H	Adoption	1,018	281	217	173	145	99	103
	I	Return to Owner	37	6	5	5	9	5	7
	J	Transferred to Another Agency	75	9	14	6	17	6	23
	K	Return to Field	643	112	89	105	90	104	143
	L	Other Live Outcomes	0	0	0	0	0	0	0
	M	<b>Subtotal: Live Outcomes</b>	<b>1,773</b>	408	325	289	261	214	276
	N	Died in Care	58	21	20	7	7	3	0
	O	Lost in Care	29	11	9	4	1	2	2
	P	Shelter Euthanasia	434	98	65	74	73	56	68
	Q	Owner Intended Euthanasia	5	1	1	2	1	0	0
	R	<b>Subtotal: Other Outcomes</b>	<b>526</b>	131	95	87	82	61	70
		<b>Feline Total Outcome</b>	<b>2,299</b>	<b>539</b>	<b>420</b>	<b>376</b>	<b>343</b>	<b>275</b>	<b>346</b>
	H	Adoption	1,721	401	334	291	257	213	225
	I	Return to Owner	294	51	39	45	53	52	54
	J	Transferred to Another Agency	349	38	60	48	79	35	89
	K	Return to Field	643	112	89	105	90	104	143
	L	Other Live Outcomes	0	0	0	0	0	0	0
	N	Died in Care	58	21	20	7	7	3	0
	O	Lost in Care	31	12	9	5	1	2	2
	P	Shelter Euthanasia	568	140	83	92	96	70	87
	Q	Owner Intended Euthanasia	21	2	7	6	4	1	1
	<b>S</b>	<b>Total Outcome</b>	<b>3,685</b>	<b>777</b>	<b>641</b>	<b>599</b>	<b>587</b>	<b>480</b>	<b>601</b>

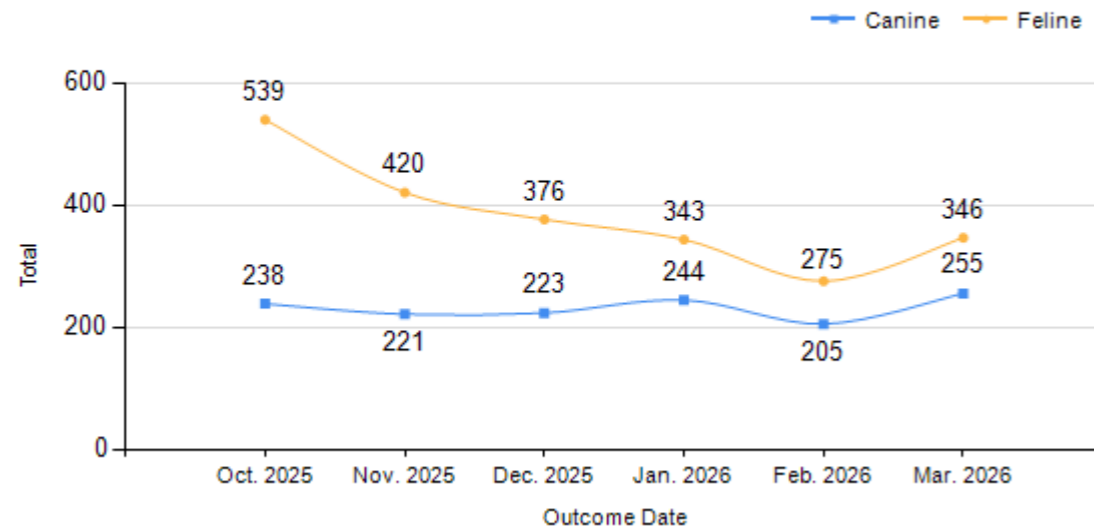
**Total Outcome (Month to Month Comparison)**  
10/1/2025 - 3/31/2026



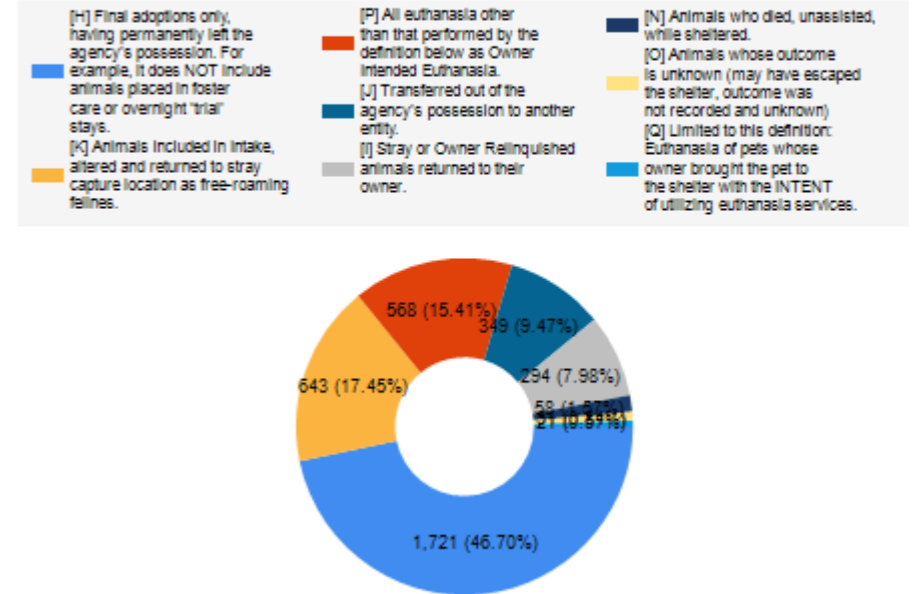
**Total Outcome (Month to Month Comparison)**  
10/1/2025 - 3/31/2026 by Intake Type



**Total Outcome (Month to Month Comparison)**  
10/1/2025 - 3/31/2026 by Species



**Total Outcome (Month to Month Comparison)**  
10/1/2025 - 3/31/2026 by Outcome Type



	TOTAL			Canine			Feline		
	Live Release	Live Release (%)	Change (%)	Live Release	Live Release (%)	Change (%)	Live Release	Live Release (%)	Change (%)
Oct. 2025	602	77.68%	NaN	194	81.86%	NaN	408	75.84%	NaN
Nov. 2025	522	82.33%	4.66%	197	91.63%	9.77%	325	77.57%	1.73%
Dec. 2025	489	82.46%	0.13%	200	91.32%	-0.30%	289	77.27%	-0.29%
Jan. 2026	479	82.16%	-0.30%	218	90.46%	-0.87%	261	76.32%	-0.96%
Feb. 2026	404	84.34%	2.18%	190	93.14%	2.68%	214	77.82%	1.50%
Mar. 2026	511	85.17%	0.82%	235	92.52%	-0.62%	276	79.77%	1.95%
<b>10/1/2025 - 3/31/2026</b>	<b>3685</b>	<b>82.07%</b>							

Formula:  
 $M / (S \text{ subtract } Q)$   
 $3,007 / (3,685 \text{ subtract } 21) = 82.07\%$