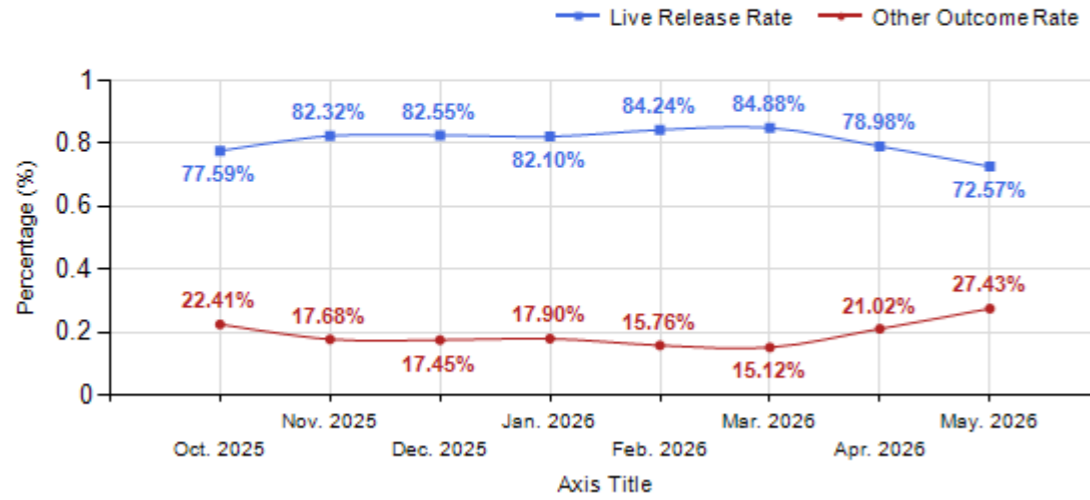


Intake & Outcome Statistics (10/1/2025 - 5/31/2026) Pivoted by Intake & Outcome				Month to Month Comparison								
				Canine	Feline	Total	Oct. 2025	Nov. 2025	Dec. 2025	Jan. 2026	Feb. 2026	Mar. 2026
<b>LIVE INTAKE</b>												
<b>B</b>	Stray/At Large	1,158	3,951	<b>5,109</b>	733	603	603	557	525	628	688	772
<b>C</b>	Relinquished by Owner	305	393	<b>698</b>	75	75	75	117	118	41	127	70
<b>D</b>	Owner Intended Euthanasia	8	0	<b>8</b>	0	0	2	1	1	1	0	3
<b>E</b>	Transferred in from Agency (In State)	19	4	<b>23</b>	2	2	3	2	0	13	1	0
<b>E</b>	Transferred in from Agency (Out of State)	0	0	<b>0</b>	0	0	0	0	0	0	0	0
<b>F</b>	Cruelty/Confiscate (Other Intakes)	170	47	<b>217</b>	33	14	28	23	25	36	34	24
<b>F</b>	Born in the Shelter (Other Intakes)	9	16	<b>25</b>	0	15	0	0	3	0	7	0
<b>F</b>	Returns (Other Intakes)	92	45	<b>137</b>	26	13	23	12	16	14	12	21
<b>G</b>	<b>Total Live Intake</b> [B + C + D + E + F]	1,761	4,456	<b>6,217</b>	869	722	734	712	688	733	869	890

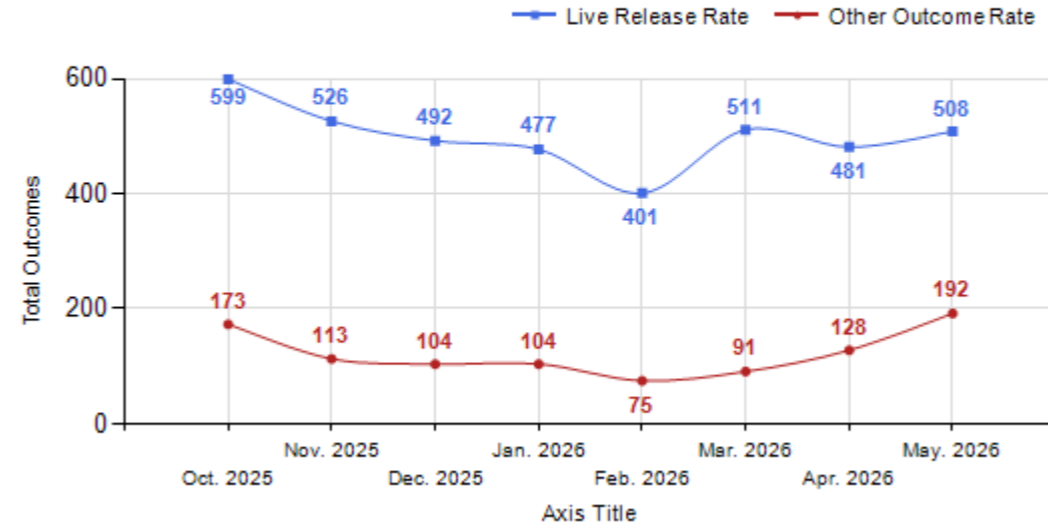
<b>OUTCOMES</b>												
<b>H</b>	Adoption	895	1,407	<b>2,302</b>	397	338	294	255	210	225	295	288
<b>I</b>	Return to Owner	316	49	<b>365</b>	51	39	45	53	52	54	29	42
<b>J</b>	Transferred to Another Agency	357	145	<b>502</b>	38	60	48	79	35	89	72	81
<b>K</b>	Return to Field	0	826	<b>826</b>	113	89	105	90	104	143	85	97
<b>L</b>	Other Live Outcomes	0	0	<b>0</b>	0	0	0	0	0	0	0	0
<b>M</b>	<b>Subtotal: Live Outcomes</b> [H + I + J + K + L]	1,568	2,427	<b>3,995</b>	599	526	492	477	401	511	481	508
<b>N</b>	Died in Care	3	89	<b>92</b>	21	20	7	7	3	0	8	26
<b>O</b>	Lost in Care	3	39	<b>42</b>	12	10	5	1	2	4	5	3
<b>P</b>	Shelter Euthanasia	181	665	<b>846</b>	140	83	92	96	70	87	115	163
<b>Q</b>	Owner Intended Euthanasia	21	5	<b>26</b>	2	7	6	4	1	1	2	3
<b>R</b>	<b>Subtotal: Other Outcomes</b> [N + O + P + Q]	208	798	<b>1,006</b>	175	120	110	108	76	92	130	195
<b>S</b>	<b>Total Outcomes</b> [M + R]	1,776	3,225	<b>5,001</b>	774	646	602	585	477	603	611	703
<b>Asilomar "Lite" Live Release Rate:</b>		89.34%	75.37%	<b>80.30%</b>	77.59%	82.32%	82.55%	82.10%	84.24%	84.88%	78.98%	72.57%
Canine Asilomar "Lite" Live Release Rate				89.34%	81.86%	91.24%	91.32%	90.50%	93.14%	92.52%	90.53%	83.33%
Feline Asilomar "Lite" Live Release Rate				75.37%	75.70%	77.73%	77.45%	76.11%	77.57%	79.31%	73.75%	68.50%

Formula:  
M / (S subtract Q)  
3,995 / ( 5,001 subtract 26 ) = 80.30%

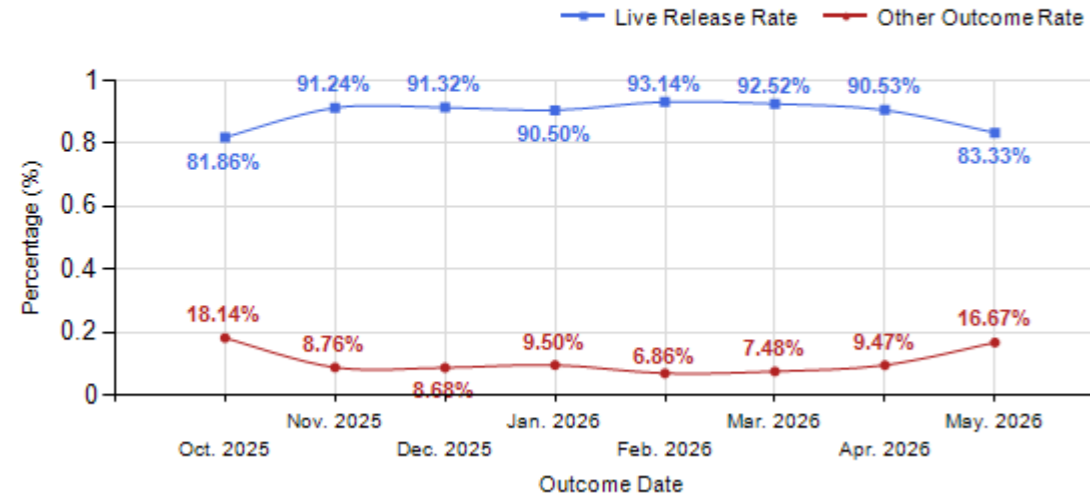
**Live Release Rate vs Other Outcome Rate (Month to Month Comparison) Percentage**  
10/1/2025 - 5/31/2026



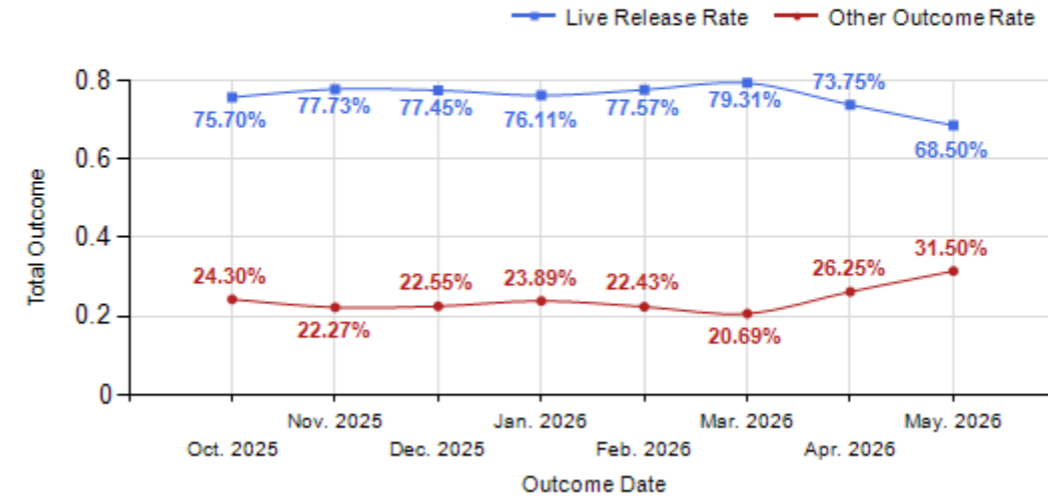
**Live Release Rate vs Other Outcome Rate (Month to Month Comparison) Total**  
10/1/2025 - 5/31/2026



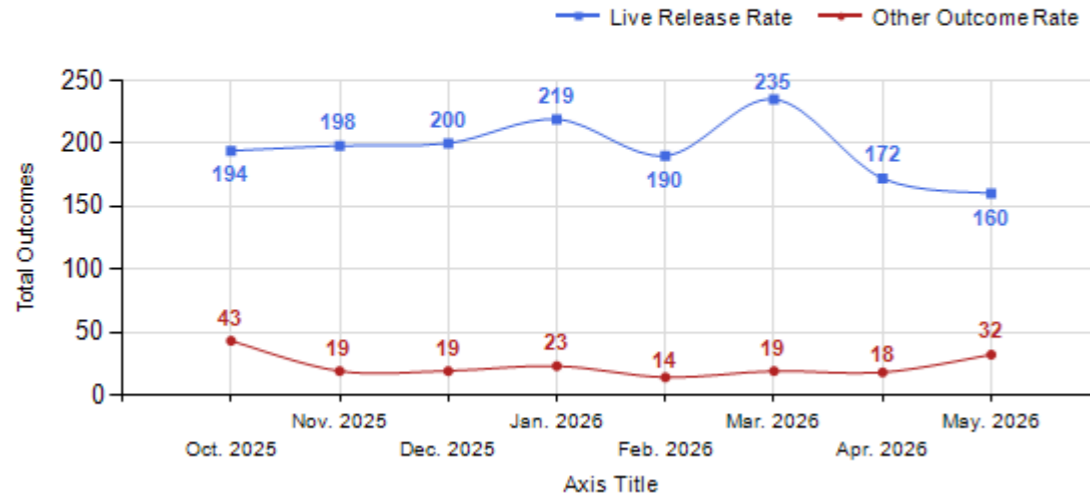
**Canine Live Release Rate vs Other Outcome Rate (Month to Month Comparison) Percentage**  
10/1/2025 - 5/31/2026



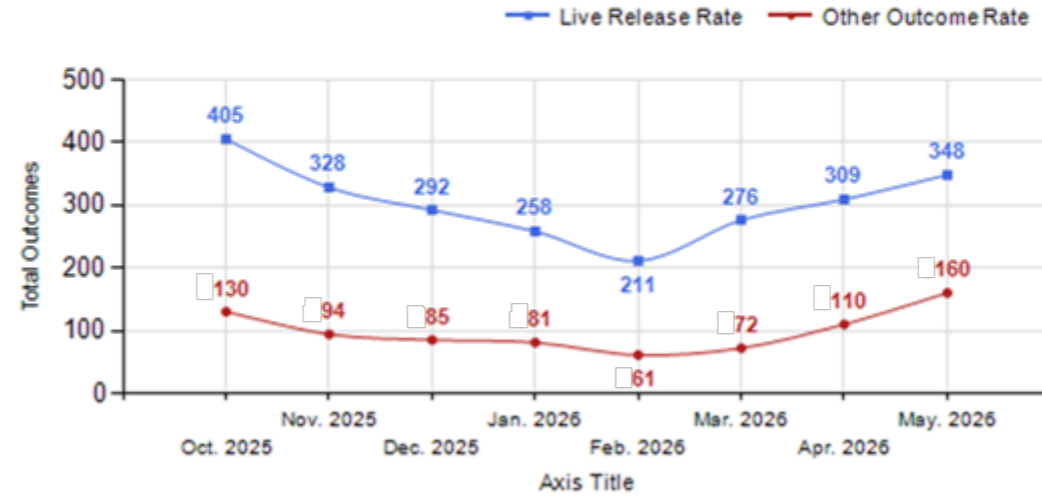
**Feline Live Release Rate vs Other Outcome Rate (Month to Month Comparison) Percentage**  
10/1/2025 - 5/31/2026



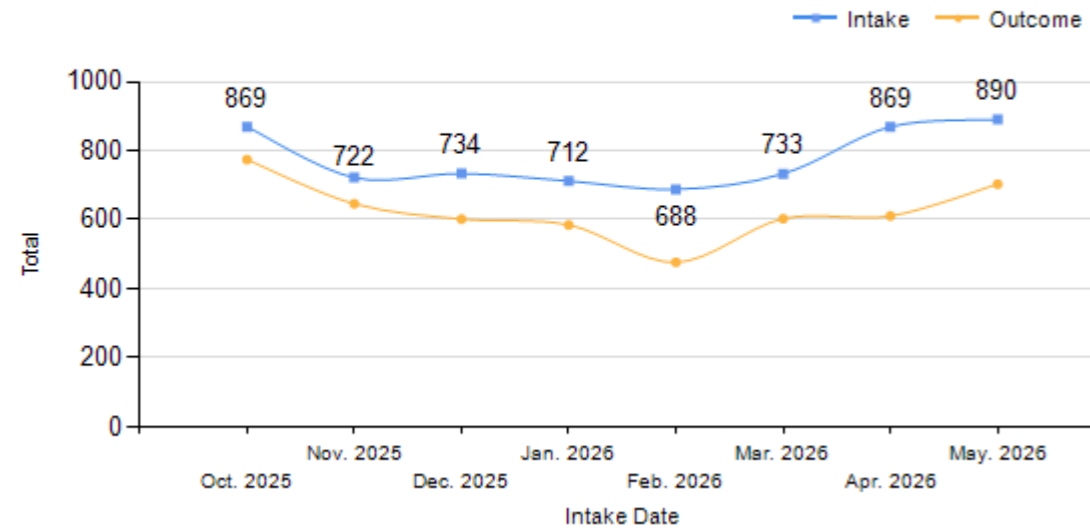
**Canine Live Release Rate vs Other Outcome Rate (Month to Month Comparison)**  
 Percentage  
 10/1/2025 - 5/31/2026



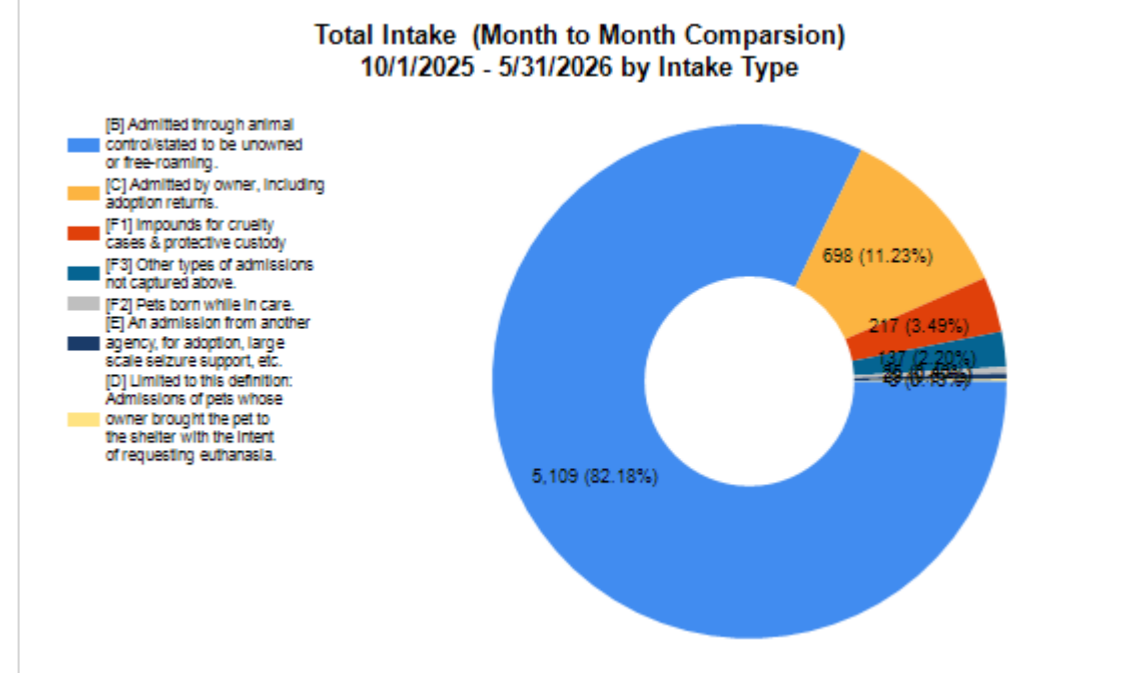
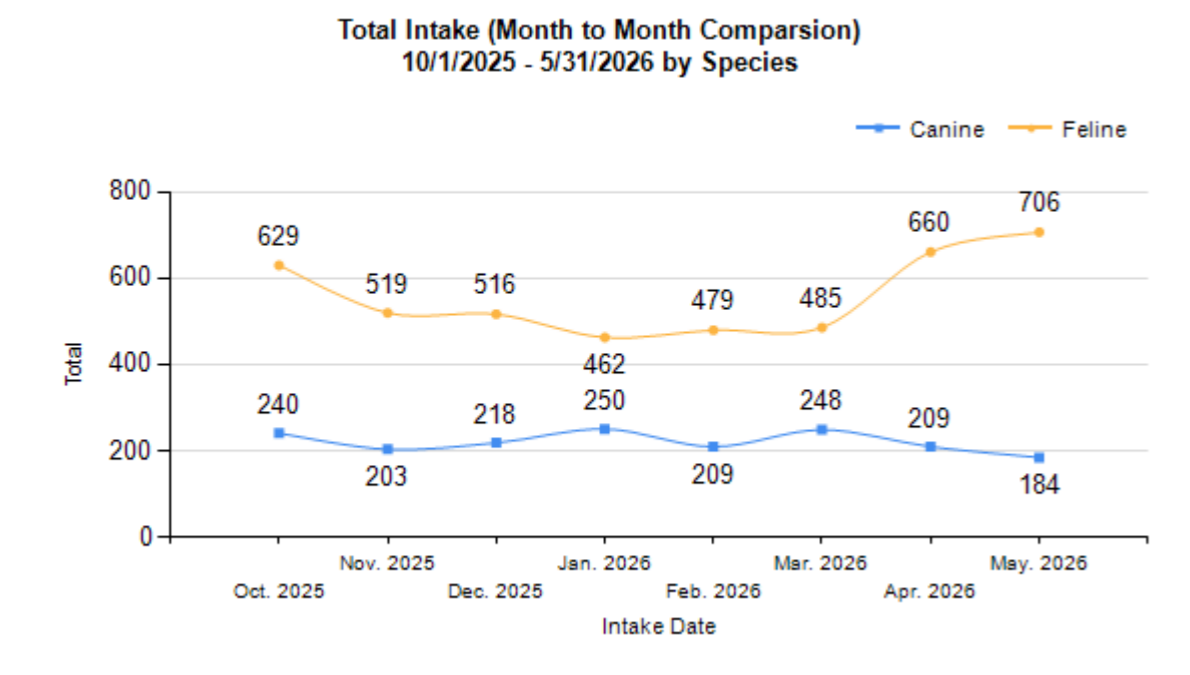
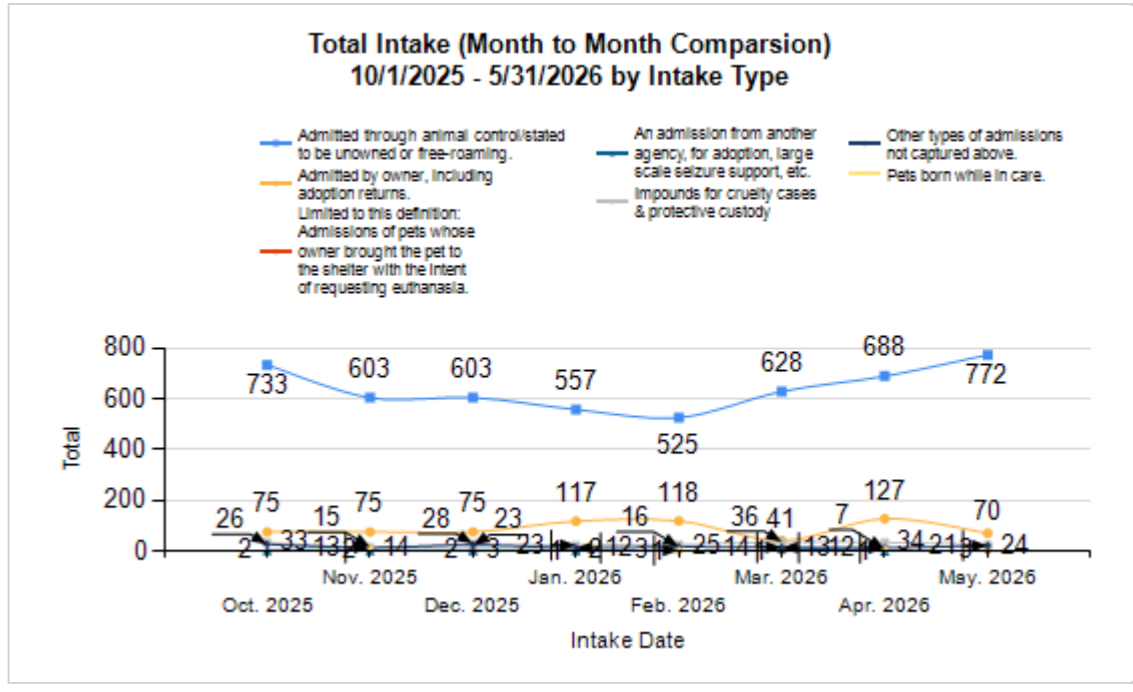
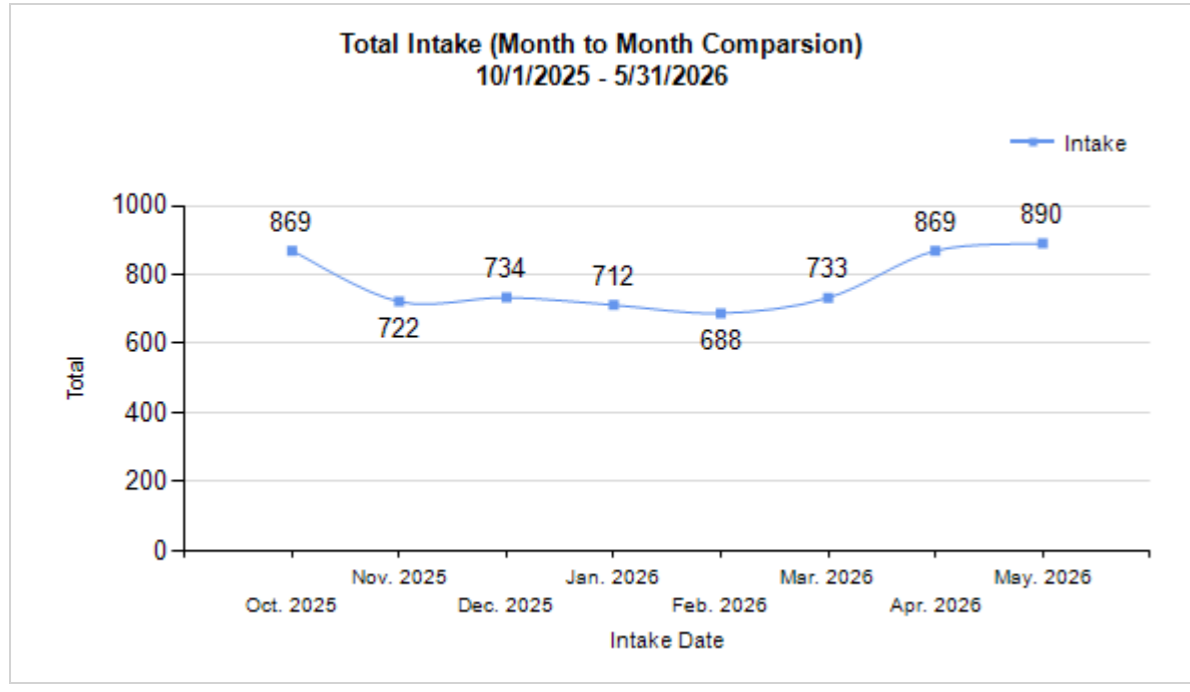
**Feline Live Release Rate vs Other Outcome Rate (Month to Month Comparison)**  
 Percentage  
 10/1/2025 - 5/31/2026



**Total Intake & Outcome (Month to Month Comparison)**  
 10/1/2025 - 5/31/2026

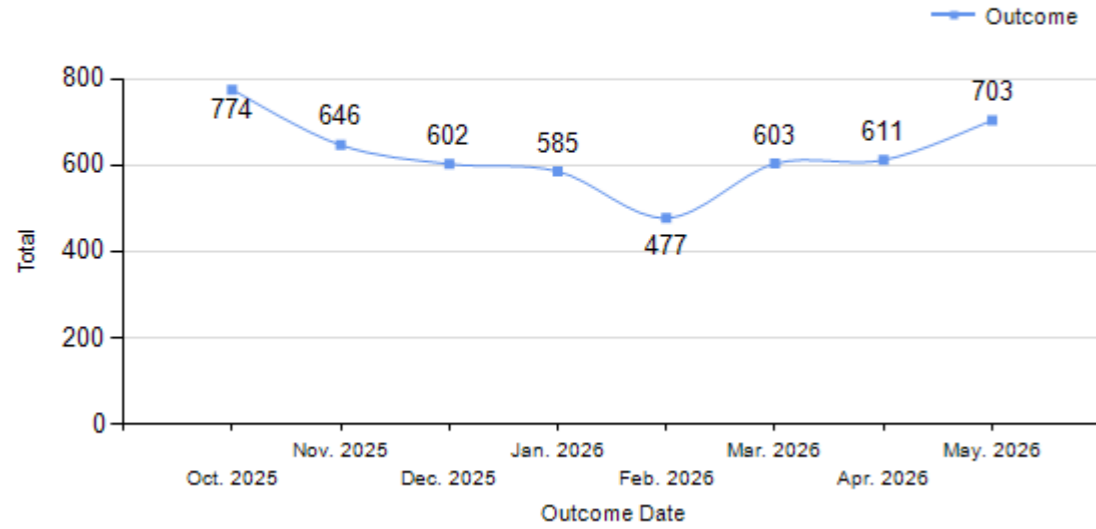


Intake Statistics Pivoted by Species (10/1/2025 - 5/31/2026)				Month to Month Comparison							
Species		Name	Total	Oct. 2025	Nov. 2025	Dec. 2025	Jan. 2026	Feb. 2026	Mar. 2026	Apr. 2026	May. 2026
Canine	B	Stray/At Large	1,158	153	144	151	155	142	165	122	126
	C	Relinquished by Owner	305	44	30	30	67	31	30	45	28
	D	Owner Intended Euthanasia	8	0	0	2	1	1	1	0	3
	E	Transferred in from Agency (In State)	19	1	1	3	2	0	11	1	0
	E	Transferred in from Agency (Out of State)	0	0	0	0	0	0	0	0	0
	F	Cruelty/Confiscate (Other Intakes)	170	30	11	19	14	20	28	33	15
	F	Returns (Other Intakes)	92	12	8	13	11	15	13	8	12
	F	Born in the Shelter (Other Intakes)	9	0	9	0	0	0	0	0	0
			<b>Canine Live Intake</b>	<b>1,761</b>	<b>240</b>	<b>203</b>	<b>218</b>	<b>250</b>	<b>209</b>	<b>248</b>	<b>209</b>
Feline	B	Stray/At Large	3,951	580	459	452	402	383	463	566	646
	C	Relinquished by Owner	393	31	45	45	50	87	11	82	42
	D	Owner Intended Euthanasia	0	0	0	0	0	0	0	0	0
	E	Transferred in from Agency (In State)	4	1	1	0	0	0	2	0	0
	E	Transferred in from Agency (Out of State)	0	0	0	0	0	0	0	0	0
	F	Cruelty/Confiscate (Other Intakes)	47	3	3	9	9	5	8	1	9
	F	Returns (Other Intakes)	45	14	5	10	1	1	1	4	9
	F	Born in the Shelter (Other Intakes)	16	0	6	0	0	3	0	7	0
			<b>Feline Live Intake</b>	<b>4,456</b>	<b>629</b>	<b>519</b>	<b>516</b>	<b>462</b>	<b>479</b>	<b>485</b>	<b>660</b>
	B	Stray/At Large	5,109	733	603	603	557	525	628	688	772
	C	Relinquished by Owner	698	75	75	75	117	118	41	127	70
	D	Owner Intended Euthanasia	8	0	0	2	1	1	1	0	3
	E	Transferred in from Agency (In State)	23	2	2	3	2	0	13	1	0
	E	Transferred in from Agency (Out of State)	0	0	0	0	0	0	0	0	0
	F	Cruelty/Confiscate (Other Intakes)	217	33	14	28	23	25	36	34	24
	F	Returns (Other Intakes)	137	26	13	23	12	16	14	12	21
	F	Born in the Shelter (Other Intakes)	25	0	15	0	0	3	0	7	0
	<b>G</b>	<b>Total Live Intake</b>	<b>6,217</b>	<b>869</b>	<b>722</b>	<b>734</b>	<b>712</b>	<b>688</b>	<b>733</b>	<b>869</b>	<b>890</b>

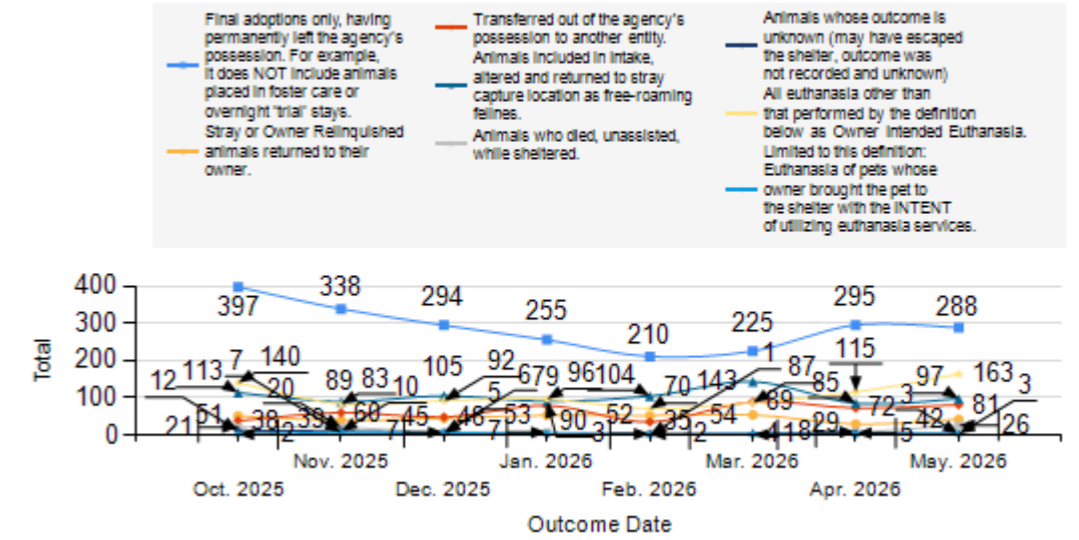


Outcome Statistics Pivoted by Species (10/1/2025 - 5/31/2026)			Month to Month Comparison								
Species		Name	Total	Oct. 2025	Nov. 2025	Dec. 2025	Jan. 2026	Feb. 2026	Mar. 2026	Apr. 2026	May. 2026
<b>Canine</b>	H	Adoption	895	120	118	118	113	114	122	103	87
	I	Return to Owner	316	45	34	40	44	47	47	22	37
	J	Transferred to Another Agency	357	29	46	42	62	29	66	47	36
	K	Return to Field	0	0	0	0	0	0	0	0	0
	L	Other Live Outcomes	0	0	0	0	0	0	0	0	0
	<b>M</b>	<b>Subtotal: Live Outcomes</b>	<b>1,568</b>	194	198	200	219	190	235	172	160
	N	Died in Care	3	0	0	0	0	0	0	1	2
	O	Lost in Care	3	1	1	1	0	0	0	0	0
	P	Shelter Euthanasia	181	42	18	18	23	14	19	17	30
	Q	Owner Intended Euthanasia	21	1	6	4	3	1	1	2	3
	<b>R</b>	<b>Subtotal: Other Outcomes</b>	<b>208</b>	44	25	23	26	15	20	20	35
		<b>Canine Total Outcome</b>	<b>1,776</b>	<b>238</b>	<b>223</b>	<b>223</b>	<b>245</b>	<b>205</b>	<b>255</b>	<b>192</b>	<b>195</b>
<b>Feline</b>	H	Adoption	1,407	277	220	176	142	96	103	192	201
	I	Return to Owner	49	6	5	5	9	5	7	7	5
	J	Transferred to Another Agency	145	9	14	6	17	6	23	25	45
	K	Return to Field	826	113	89	105	90	104	143	85	97
	L	Other Live Outcomes	0	0	0	0	0	0	0	0	0
	<b>M</b>	<b>Subtotal: Live Outcomes</b>	<b>2,427</b>	405	328	292	258	211	276	309	348
	N	Died in Care	89	21	20	7	7	3	0	7	24
	O	Lost in Care	39	11	9	4	1	2	4	5	3
	P	Shelter Euthanasia	665	98	65	74	73	56	68	98	133
	Q	Owner Intended Euthanasia	5	1	1	2	1	0	0	0	0
	<b>R</b>	<b>Subtotal: Other Outcomes</b>	<b>798</b>	131	95	87	82	61	72	110	160
		<b>Feline Total Outcome</b>	<b>3,225</b>	<b>536</b>	<b>423</b>	<b>379</b>	<b>340</b>	<b>272</b>	<b>348</b>	<b>419</b>	<b>508</b>
	H	Adoption	2,302	397	338	294	255	210	225	295	288
	I	Return to Owner	365	51	39	45	53	52	54	29	42
	J	Transferred to Another Agency	502	38	60	48	79	35	89	72	81
	K	Return to Field	826	113	89	105	90	104	143	85	97
	L	Other Live Outcomes	0	0	0	0	0	0	0	0	0
	N	Died in Care	92	21	20	7	7	3	0	8	26
	O	Lost in Care	42	12	10	5	1	2	4	5	3
	P	Shelter Euthanasia	846	140	83	92	96	70	87	115	163
	Q	Owner Intended Euthanasia	26	2	7	6	4	1	1	2	3
	<b>S</b>	<b>Total Outcome</b>	<b>5,001</b>	<b>774</b>	<b>646</b>	<b>602</b>	<b>585</b>	<b>477</b>	<b>603</b>	<b>611</b>	<b>703</b>

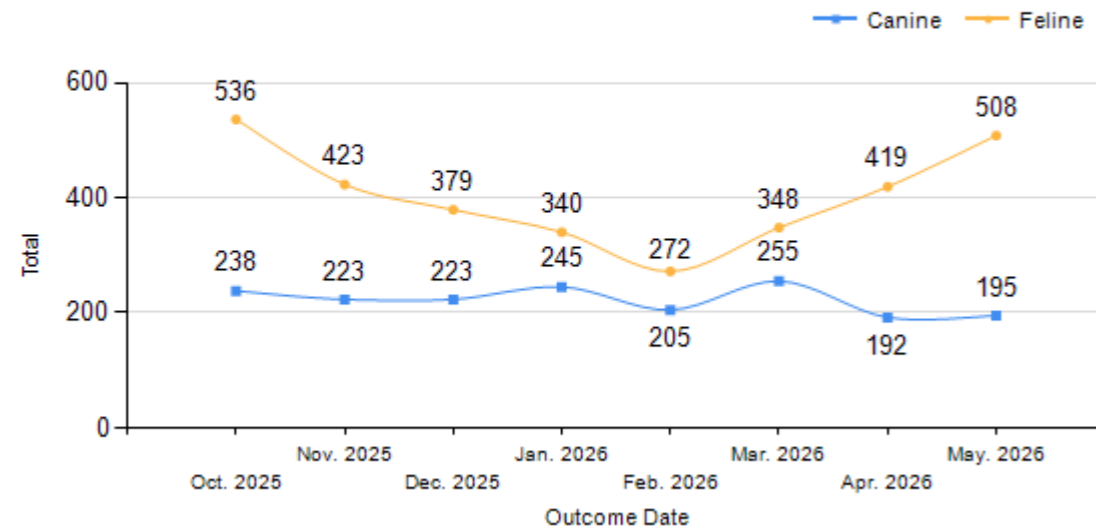
**Total Outcome (Month to Month Comparision)**  
10/1/2025 - 5/31/2026



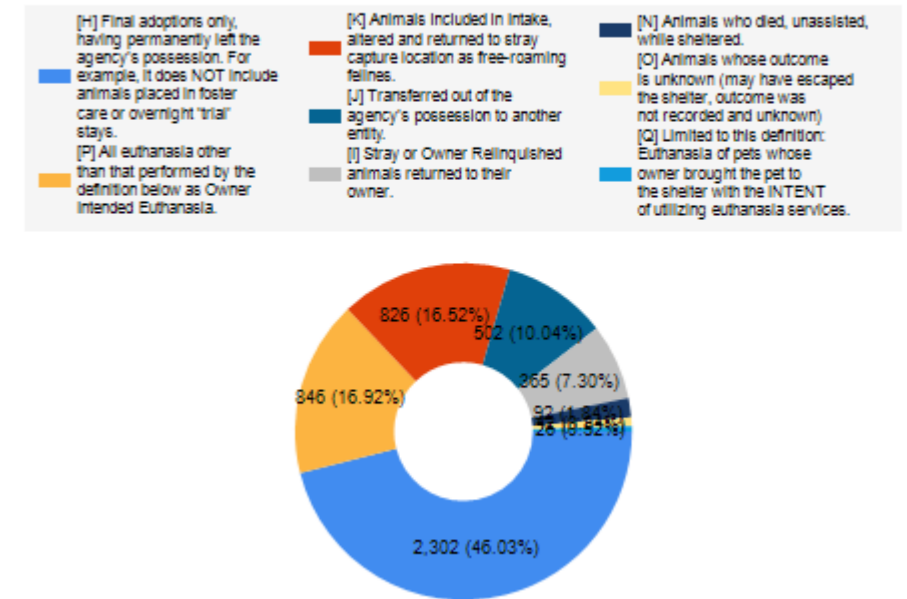
**Total Outcome (Month to Month Comparision)**  
10/1/2025 - 5/31/2026 by Intake Type



**Total Outcome (Month to Month Comparision)**  
10/1/2025 - 5/31/2026 by Species



**Total Outcome (Month to Month Comparision)**  
10/1/2025 - 5/31/2026 by Outcome Type



	TOTAL			Canine			Feline		
	Live Release	Live Release (%)	Change (%)	Live Release	Live Release (%)	Change (%)	Live Release	Live Release (%)	Change (%)
Oct. 2025	599	77.59%	NaN	194	81.86%	NaN	405	75.70%	NaN
Nov. 2025	526	82.32%	4.73%	198	91.24%	9.39%	328	77.73%	2.02%
Dec. 2025	492	82.55%	0.23%	200	91.32%	0.08%	292	77.45%	-0.27%
Jan. 2026	477	82.10%	-0.45%	219	90.50%	-0.83%	258	76.11%	-1.35%
Feb. 2026	401	84.24%	2.14%	190	93.14%	2.64%	211	77.57%	1.47%
Mar. 2026	511	84.88%	0.64%	235	92.52%	-0.62%	276	79.31%	1.74%
Apr. 2026	481	78.98%	-5.90%	172	90.53%	-1.99%	309	73.75%	-5.56%
May. 2026	508	72.57%	-6.41%	160	83.33%	-7.19%	348	68.50%	-5.24%
<b>10/1/2025 - 5/31/2026</b>	<b>5001</b>	<b>80.30%</b>							

Formula:  

$$\frac{M}{(S \text{ subtract } Q)}$$

$$3,995 / (5,001 \text{ subtract } 26) = 80.30\%$$