

**Intake & Outcome Statistics  
(10/1/2019 - 9/30/2020)  
Pivoted by Intake & Outcome**

**Month to Month Stats**

		Canine	Feline	Total	Oct. 2019	Nov. 2019	Dec. 2019	Jan. 2020	Feb. 2020	Mar. 2020	Apr. 2020	May. 2020	Jun. 2020	Jul. 2020	Aug. 2020	Sep. 2020
<b>LIVE INTAKE</b>																
<b>B</b>	Stray/At Large	2,313	5,717	<b>8,030</b>	1,166	709	772	675	616	480	390	725	669	675	538	615
<b>C</b>	Relinquished by Owner	267	218	<b>485</b>	53	66	48	67	36	37	9	31	35	31	20	52
<b>D</b>	Owner Intended Euthanasia	117	69	<b>186</b>	14	16	21	24	14	15	22	10	17	12	7	14
<b>E</b>	Transferred in from Agency (In State)	0	0	<b>0</b>	0	0	0	0	0	0	0	0	0	0	0	0
<b>E</b>	Transferred in from Agency (Out of State)	0	0	<b>0</b>	0	0	0	0	0	0	0	0	0	0	0	0
<b>F</b>	Cruelty/Confiscate (Other Intakes)	132	112	<b>244</b>	14	19	23	33	44	20	39	16	6	8	15	7
<b>F</b>	Born in the Shelter (Other Intakes)	9	21	<b>30</b>	0	0	0	1	4	13	0	4	0	8	0	0
<b>F</b>	Returns (Other Intakes)	130	75	<b>205</b>	32	24	21	28	26	18	13	5	11	10	10	7
<b>G</b>	<b>Total Live Intake [B + C + D + E + F]</b>	2,968	6,212	<b>9,180</b>	1,279	834	885	828	740	583	473	791	738	744	590	695
<b>OUTCOMES</b>																
<b>H</b>	Adoption	1,488	3,061	<b>4,549</b>	581	536	534	476	354	321	158	251	349	379	329	281
<b>I</b>	Return to Owner	638	57	<b>695</b>	85	68	67	67	81	54	23	49	44	63	50	44
<b>J</b>	Transferred to Another Agency	578	523	<b>1,101</b>	53	93	74	89	100	113	50	71	67	118	140	133
<b>K</b>	Return to Field	0	1,852	<b>1,852</b>	318	194	210	216	201	122	76	101	142	129	88	55
<b>L</b>	Other Live Outcomes	0	0	<b>0</b>	0	0	0	0	0	0	0	0	0	0	0	0
<b>M</b>	<b>Subtotal: Live Outcomes [H + I + J + K + L]</b>	2,704	5,493	<b>8,197</b>	1,037	891	885	848	736	610	307	472	602	689	607	513
<b>N</b>	Died in Care	16	235	<b>251</b>	51	24	20	14	6	12	9	18	20	26	23	28
<b>O</b>	Lost in Care	1	82	<b>83</b>	32	11	7	7	2	5	14	0	0	2	3	0
<b>P</b>	Shelter Euthanasia	193	721	<b>914</b>	123	114	104	71	57	65	61	76	55	56	74	58
<b>Q</b>	Owner Intended Euthanasia	138	86	<b>224</b>	14	19	28	29	20	16	26	10	15	15	7	25
<b>R</b>	<b>Subtotal: Other Outcomes [N + O + P + Q]</b>	348	1,124	<b>1,472</b>	220	168	159	121	85	98	110	104	90	99	107	111
<b>S</b>	<b>Total Outcomes [M + R]</b>	3,052	6,617	<b>9,669</b>	1,257	1,059	1,044	969	821	708	417	576	692	788	714	624
<b>Asilomar "Lite" Live Release Rate:</b>		88.60%	83.01%	<b>84.78%</b>	82.50%	84.14%	84.77%	87.51%	89.65%	86.16%	73.62%	81.94%	86.99%	87.44%	85.01%	82.21%
Canine Live Release Rate				88.60%	88.86%	85.89%	83.17%	87.09%	92.60%	91.26%	86.00%	92.31%	88.89%	91.08%	91.90%	86.45%
Feline Live Release Rate				83.01%	79.96%	83.33%	85.46%	87.74%	87.84%	82.21%	66.67%	78.52%	86.42%	86.09%	82.14%	80.00%

**Formula:**  
**M / S**  
**8,197 / 9,669 = 84.78%**

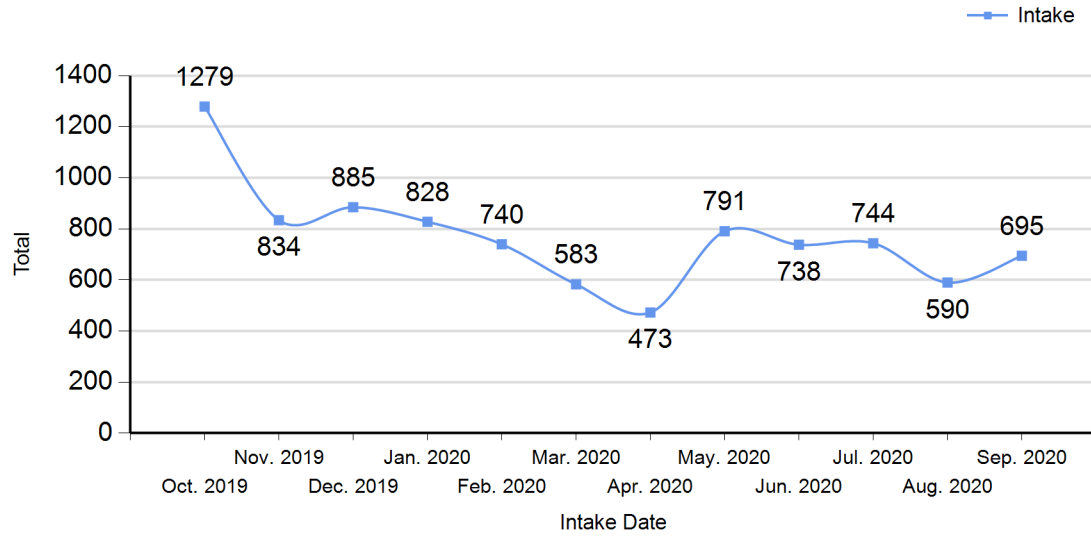




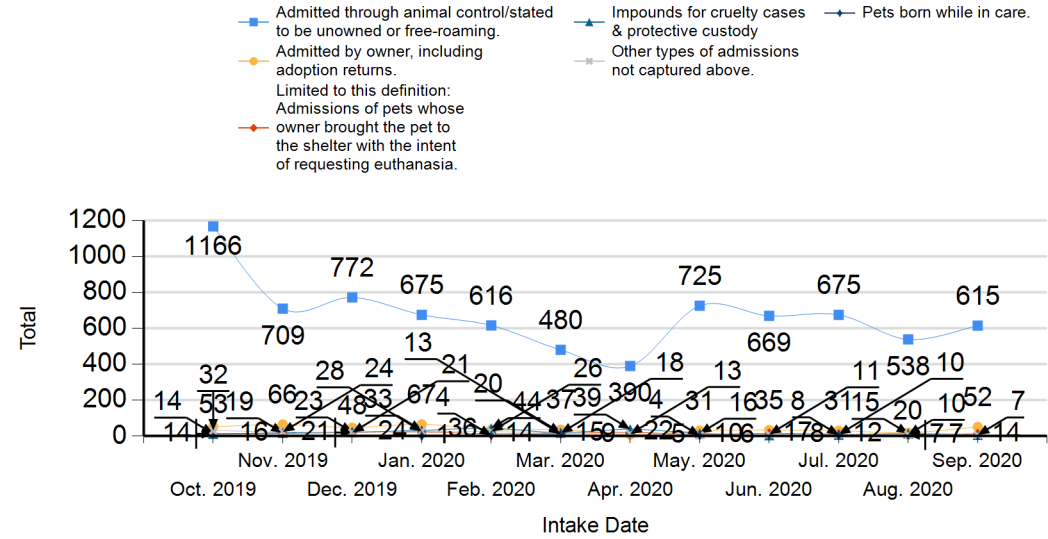




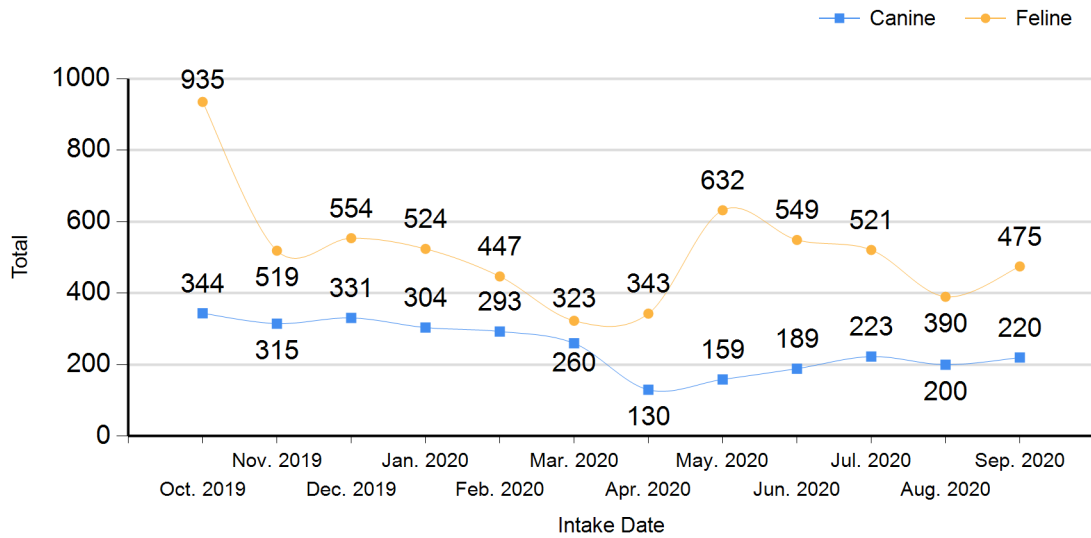
**Total Intake (Month to Month Stats)  
10/1/2019 - 9/30/2020**



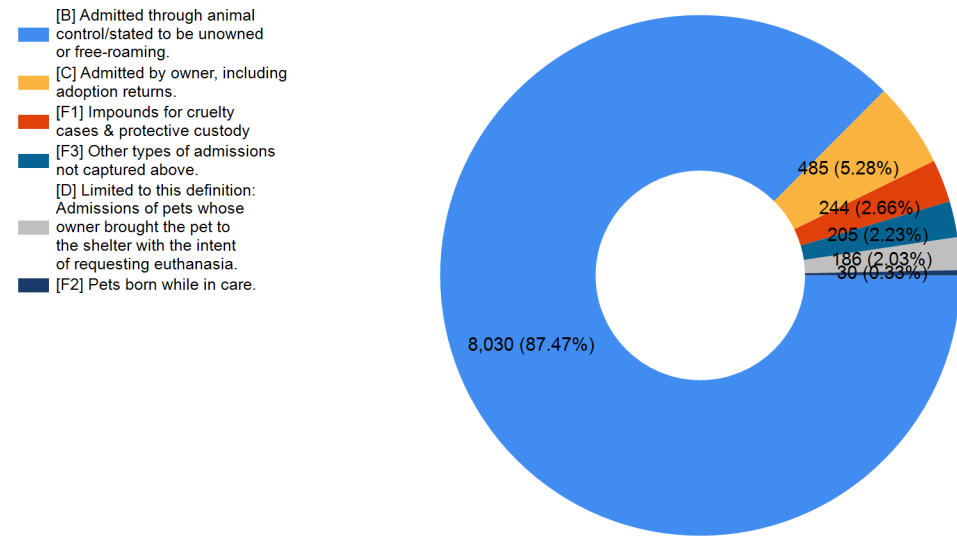
**Total Intake (Month to Month Stats)  
10/1/2019 - 9/30/2020 by Intake Type**



**Total Intake (Month to Month Stats)  
10/1/2019 - 9/30/2020 by Species**



**Total Intake (Month to Month Stats)  
10/1/2019 - 9/30/2020 by Intake Type**

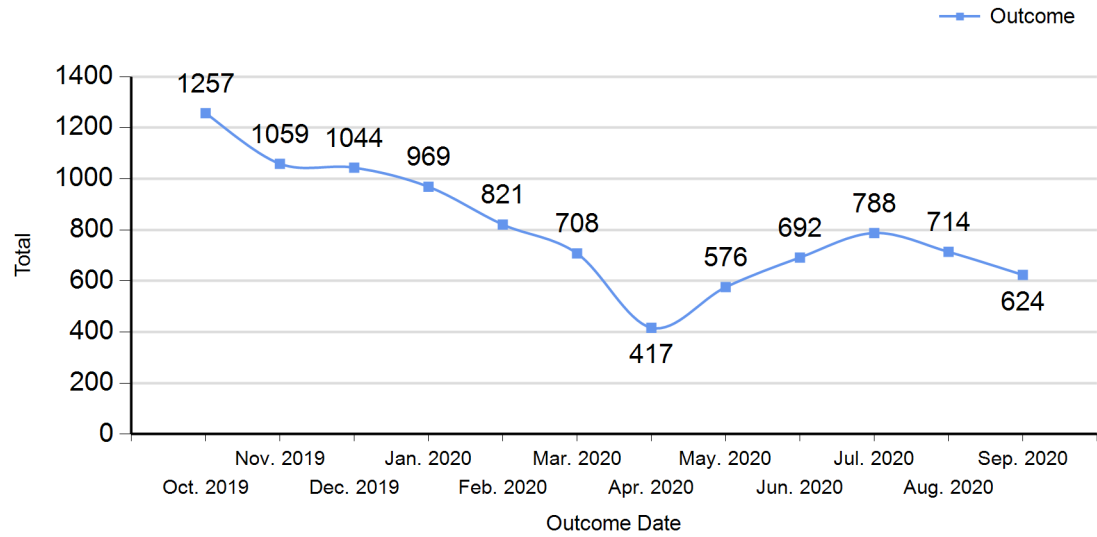


**Outcome Statistics Pivoted by Species  
(10/1/2019 - 9/30/2020)**

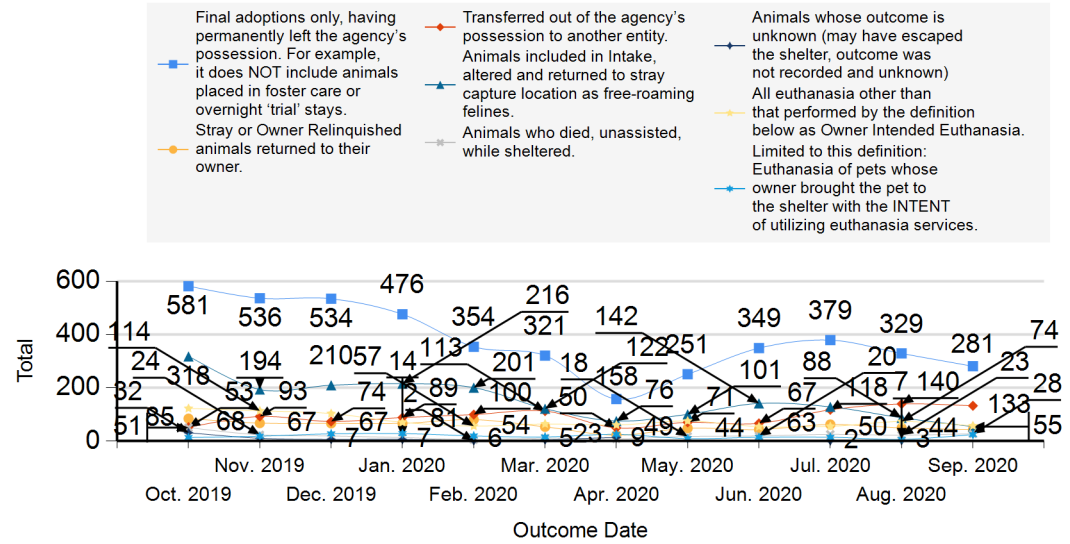
**Month to Month Stats**

Species		Name	Total	Oct. 2019	Nov. 2019	Dec. 2019	Jan. 2020	Feb. 2020	Mar. 2020	Apr. 2020	May. 2020	Jun. 2020	Jul. 2020	Aug. 2020	Sep. 2020
<b>Canine</b>	H	Adoption	1,488	211	151	162	179	158	168	76	61	59	84	90	89
	I	Return to Owner	638	76	61	63	64	71	49	22	39	39	62	50	42
	J	Transferred to Another Agency	578	32	74	37	47	59	65	31	32	46	48	53	54
	K	Return to Field	0	0	0	0	0	0	0	0	0	0	0	0	0
	L	Other Live Outcomes	0	0	0	0	0	0	0	0	0	0	0	0	0
	<b>M</b>	<b>Subtotal: Live Outcomes</b>	<b>2,704</b>	319	286	262	290	288	282	129	132	144	194	193	185
	N	Died in Care	16	0	3	3	2	1	1	0	1	3	0	1	1
	O	Lost in Care	1	0	0	0	0	0	0	0	0	0	0	1	0
	P	Shelter Euthanasia	193	28	32	31	26	10	15	5	6	5	8	13	14
	Q	Owner Intended Euthanasia	138	12	12	19	15	12	11	16	4	10	11	2	14
	<b>R</b>	<b>Subtotal: Other Outcomes</b>	<b>348</b>	40	47	53	43	23	27	21	11	18	19	17	29
<b>Canine Total Outcome</b>			<b>3,052</b>	<b>359</b>	<b>333</b>	<b>315</b>	<b>333</b>	<b>311</b>	<b>309</b>	<b>150</b>	<b>143</b>	<b>162</b>	<b>213</b>	<b>210</b>	<b>214</b>
<b>Feline</b>	H	Adoption	3,061	370	385	372	297	196	153	82	190	290	295	239	192
	I	Return to Owner	57	9	7	4	3	10	5	1	10	5	1	0	2
	J	Transferred to Another Agency	523	21	19	37	42	41	48	19	39	21	70	87	79
	K	Return to Field	1,852	318	194	210	216	201	122	76	101	142	129	88	55
	L	Other Live Outcomes	0	0	0	0	0	0	0	0	0	0	0	0	0
	<b>M</b>	<b>Subtotal: Live Outcomes</b>	<b>5,493</b>	718	605	623	558	448	328	178	340	458	495	414	328
	N	Died in Care	235	51	21	17	12	5	11	9	17	17	26	22	27
	O	Lost in Care	82	32	11	7	7	2	5	14	0	0	2	2	0
	P	Shelter Euthanasia	721	95	82	73	45	47	50	56	70	50	48	61	44
	Q	Owner Intended Euthanasia	86	2	7	9	14	8	5	10	6	5	4	5	11
	<b>R</b>	<b>Subtotal: Other Outcomes</b>	<b>1,124</b>	180	121	106	78	62	71	89	93	72	80	90	82
<b>Feline Total Outcome</b>			<b>6,617</b>	<b>898</b>	<b>726</b>	<b>729</b>	<b>636</b>	<b>510</b>	<b>399</b>	<b>267</b>	<b>433</b>	<b>530</b>	<b>575</b>	<b>504</b>	<b>410</b>
	H	Adoption	4,549	581	536	534	476	354	321	158	251	349	379	329	281
	I	Return to Owner	695	85	68	67	67	81	54	23	49	44	63	50	44
	J	Transferred to Another Agency	1,101	53	93	74	89	100	113	50	71	67	118	140	133
	K	Return to Field	1,852	318	194	210	216	201	122	76	101	142	129	88	55
	L	Other Live Outcomes	0	0	0	0	0	0	0	0	0	0	0	0	0
	N	Died in Care	251	51	24	20	14	6	12	9	18	20	26	23	28
	O	Lost in Care	83	32	11	7	7	2	5	14	0	0	2	3	0
	P	Shelter Euthanasia	914	123	114	104	71	57	65	61	76	55	56	74	58
	Q	Owner Intended Euthanasia	224	14	19	28	29	20	16	26	10	15	15	7	25
	<b>S</b>	<b>Total Outcome</b>	<b>9,669</b>	<b>1,257</b>	<b>1,059</b>	<b>1,044</b>	<b>969</b>	<b>821</b>	<b>708</b>	<b>417</b>	<b>576</b>	<b>692</b>	<b>788</b>	<b>714</b>	<b>624</b>

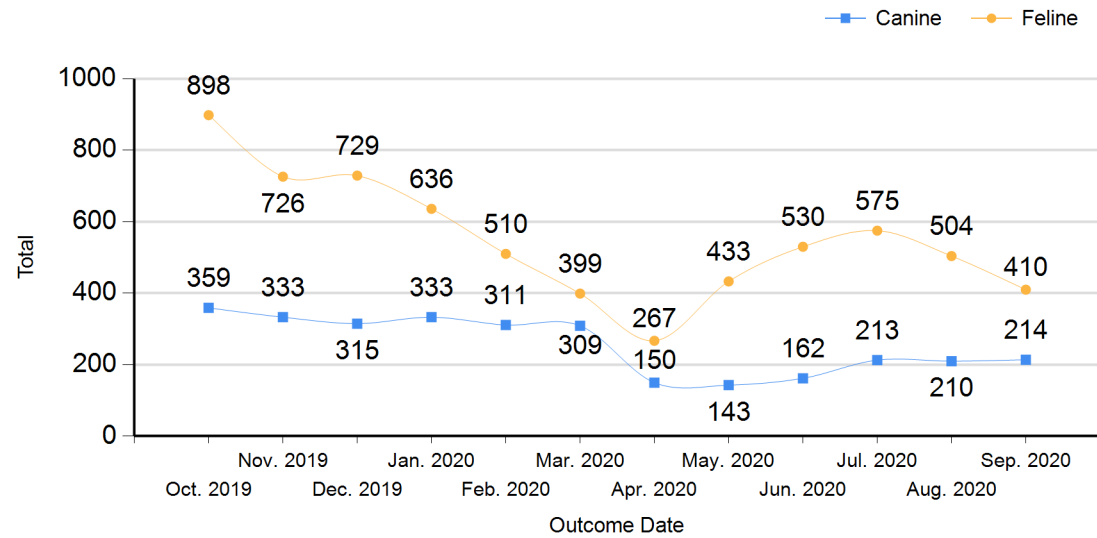
**Total Outcome (Month to Month Stats)  
10/1/2019 - 9/30/2020**



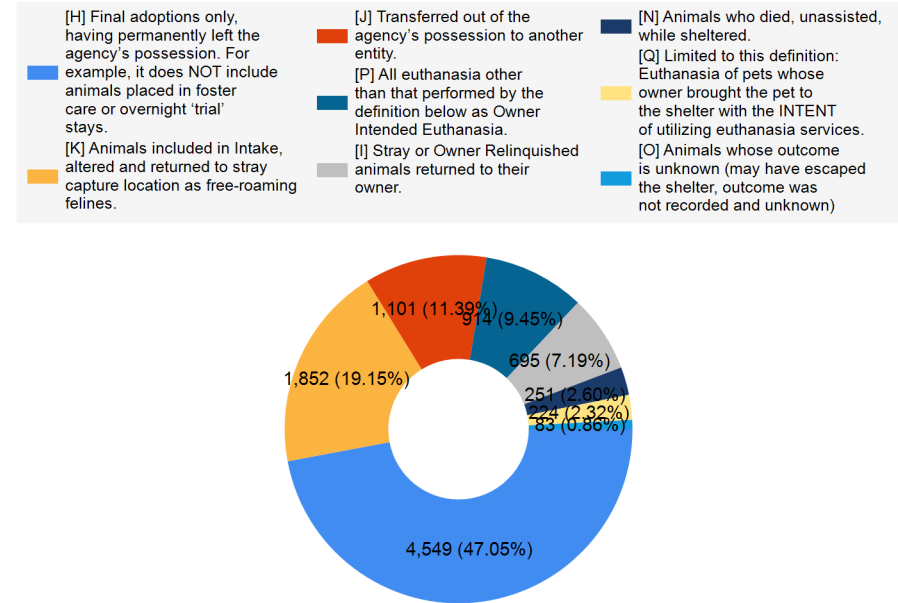
**Total Outcome (Month to Month Stats)  
10/1/2019 - 9/30/2020 by Intake Type**



**Total Outcome (Month to Month Stats)  
10/1/2019 - 9/30/2020 by Species**



**Total Outcome (Month to Month Stats)  
10/1/2019 - 9/30/2020 by Outcome Type**





	TOTAL			Canine			Feline		
	Live Release	Live Release (%)	Change (%)	Live Release	Live Release (%)	Change (%)	Live Release	Live Release (%)	Change (%)
Oct. 2019	1,037	82.50%	NaN	319	88.86%	NaN	718	79.96%	NaN
Nov. 2019	891	84.14%	1.64%	286	85.89%	-2.97%	605	83.33%	3.38%
Dec. 2019	885	84.77%	0.63%	262	83.17%	-2.71%	623	85.46%	2.13%
Jan. 2020	848	87.51%	2.74%	290	87.09%	3.91%	558	87.74%	2.28%
Feb. 2020	736	89.65%	2.13%	288	92.60%	5.52%	448	87.84%	0.11%
Mar. 2020	610	86.16%	-3.49%	282	91.26%	-1.34%	328	82.21%	-5.64%
Apr. 2020	307	73.62%	-12.54%	129	86.00%	-5.26%	178	66.67%	-15.54%
May. 2020	472	81.94%	8.32%	132	92.31%	6.31%	340	78.52%	11.86%
Jun. 2020	602	86.99%	5.05%	144	88.89%	-3.42%	458	86.42%	7.89%
Jul. 2020	689	87.44%	0.44%	194	91.08%	2.19%	495	86.09%	-0.33%
Aug. 2020	607	85.01%	-2.42%	193	91.90%	0.82%	414	82.14%	-3.94%
Sep. 2020	513	82.21%	-2.80%	185	86.45%	-5.46%	328	80.00%	-2.14%

**Formula:**  
**M/S**  
**8,197 / 9,669 = 84.78%**

Month Year	Canine				Feline			
	Beginning Inventory	Intake	Outcome	Ending Inventory	Beginning Inventory	Intake	Outcome	Ending Inventory
10/2019	237	344	359	222	819	935	898	856
11/2019	222	315	333	204	856	519	726	649
12/2019	204	331	315	220	649	554	729	474
01/2020	220	304	333	191	474	524	636	362
02/2020	191	293	311	173	362	447	510	299
03/2020	173	260	309	124	299	323	399	223
04/2020	124	130	150	104	223	343	267	299
05/2020	104	159	143	120	299	632	433	498
06/2020	120	189	162	147	498	549	530	517
07/2020	147	223	213	157	517	521	575	463
08/2020	157	200	210	147	463	390	504	349
09/2020	147	220	214	153	349	475	410	414