



2022 SCORECARD

OCTOBER 2021 - SEPTEMBER 2022



\$11.3 Billion

**SOUTH FLORIDA
TRADE SURPLUS**
(USCB 2022)*
\$8 Billion (2021)



1.93 Million

POPULATION
(USCB 2022)*
1.95 Million (2021)



1,056,652

**PEOPLE
EMPLOYED**
(DEO 2022)*
1,009,405 (2021)



82,498

EMPLOYERS
(BLS 2022)*
77,795 (2021)

\$63,523
**BROWARD COUNTY'S
AVERAGE ANNUAL
WAGE**
(BLS 2022)*
\$60,060 (2021)



2.6%
**BROWARD
UNEMPLOYMENT
RATE**
(BLS Sept. 2022)*
4.2% (2021)

**JOBS GROWTH IN BROWARD COUNTY'S
LARGEST INDUSTRIES**
(DEO 2022)*

FL - 2.5% US - 3.5%

\$563,000



**MEDIAN
SINGLE-FAMILY
HOME PRICE**
(BCPA 2022)*

30.9 Million



**AIRPORT
PASSENGERS**
(FLL 2022)*
25 Million (2021)

9.8 Million



**OVERNIGHT HOTEL
ROOMS SOLD**
(GFLCVB 2022)*
8.4 Million (2021)

1.7 Million



**CRUISE
PASSENGERS**
(PORT EVERGLADES 2022)*
116,946 (2021)

* Sources: United States Census Bureau (USCB), Greater Fort Lauderdale Convention & Visitors Bureau (GFLCVB), Broward County Property Appraiser (BCPA), Fort Lauderdale-Hollywood International Airport (FLL), Bureau of Labor Statistics (BLS), and Department of Economic Opportunity (DEO).

2022 PROGRAM TRACKING

FISCAL YEAR



\$366,579,974

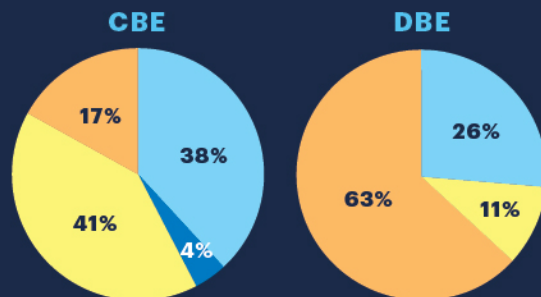
COMMITTED TO CERTIFIED SMALL BUSINESSES (CBE & DBE)* ON COUNTY PROJECTS FROM OCT. 2021 TO SEPT. 2022 OUT OF \$1.34 Billion

27% committed to small businesses



NUMBER OF CERTIFIED FIRMS BY TYPE*

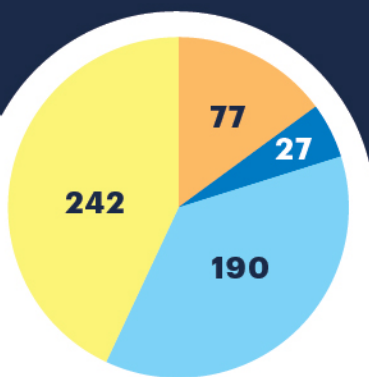
CERTIFIED FIRMS ON PROJECTS AWARDED BETWEEN OCT. 2021 AND SEPT. 2022



■ Architecture & Engineering and Licensed Professional Services
■ Construction Services
■ Commodities Supplier
■ Contract Services

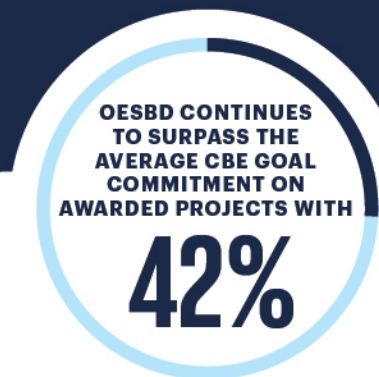


RESERVED FOR SMALL BUSINESSES TOTALLING APPROX. \$9.4 MILLION



TRADES OF ALL BROWARD COUNTY CERTIFIED SMALL BUSINESSES (SBEs)

■ Architecture & Engineering and Licensed Professional Services
■ Construction Services
■ Commodities Supplier
■ Contract Services



EXCEEDING THE AT LEAST 25% CBE SMALL BUSINESS GOAL REQUIREMENT

*Including CBE Reserves (excluding surtax)



OVER 28,000 FOLLOWERS ON TWITTER



OVER 10,465 PARTICIPANTS

- 114 WORKSHOPS/WEBINARS
- #FITCE 2022 - 1,588 PARTICIPANTS FROM 60 COUNTRIES
- #BBB2022 - 802 PARTICIPANTS

AWARDED MAP BROWARD (SURTAX) PROJECTS FY 2022 = \$122,276,033
ANTICIPATED CBE COMMITMENT: 33% OR \$40,219,344

ECONOMIC IMPACTS OF MAP BROWARD (SURTAX) PROJECTS WITH CBE GOALS SINCE 2019

52 Projects (27 County, 25 Municipal) - awarded \$203 Million
\$63 million projected to be paid to CBEs (31%)
73 CBEs participating
1,258 jobs created directly from awarded projects**
Total Economic Impact = \$312 million**
Estimated using IMPLAN**

*County Business Enterprise (CBE), Small Business Enterprise (SBE), Disadvantaged Business Enterprise (DBE), and Airport Concessions Disadvantaged Business Enterprise (ACDBE).