

# 2020 Broward County Point-in-Time Homeless Count

## Final Summary of Results

### Reporting Status for FL-601 - Ft Lauderdale/Broward County CoC

[Click here to update your account information](#)

#### Housing Inventory Counts

Status: **In Progress**

Report Due: **6/30/2020**

Errors: **0**

Warnings: **0**

Date of Inventory Count: **1/29/2020**

Total Organizations: **16**

Total Projects: **58**

Total Beds: **2874**

Total PIT Count<sup>1</sup>: **2573**

Utilization Rate: **90%**

Updated By: **Ricardo Moore**

Updated On: **6/2/2020**

[View HIC](#)

#### Point-in-Time Counts

Status: **In Progress**

Report Due: **6/30/2020**

Errors: **0**

Warnings: **0**

##### Sheltered Populations (most recent count)

Date of Count: **1/29/2020**

Total Persons: **1227**

Total Households: **914**

##### Unsheltered Populations (most recent count)


Date of Count: **1/29/2020**

Total Persons: **984**

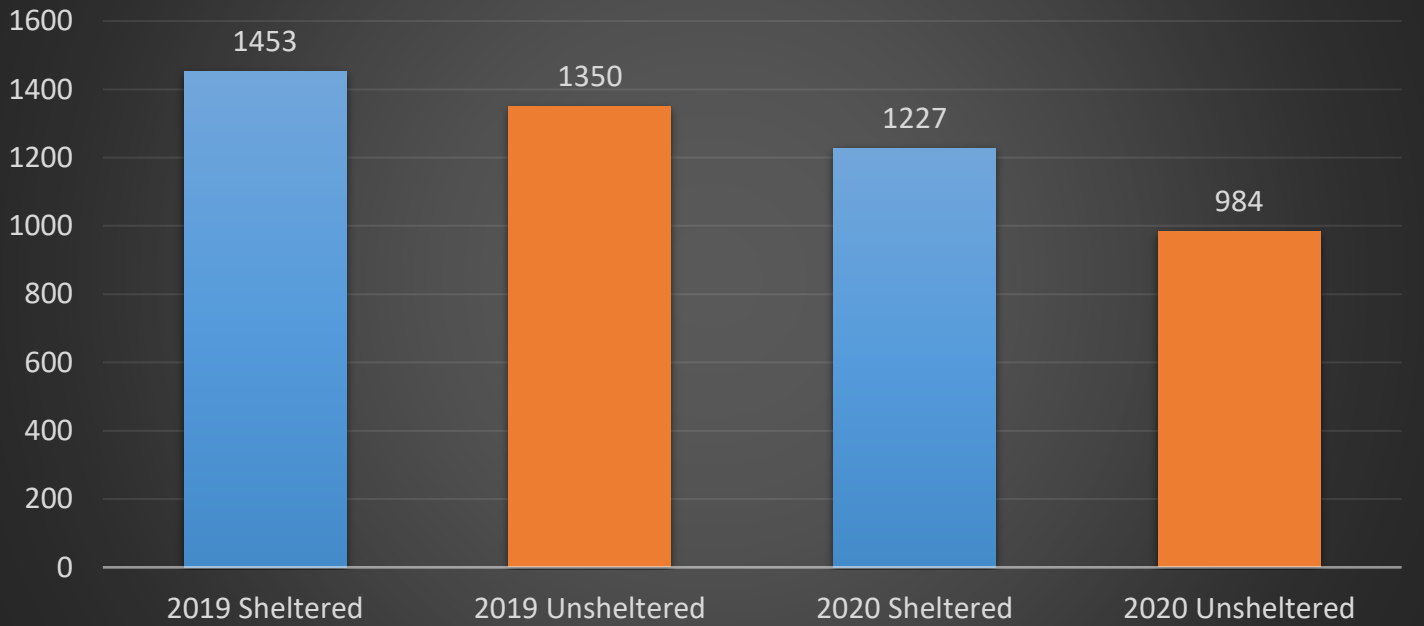
Total Households: **875**

[View PIT](#)

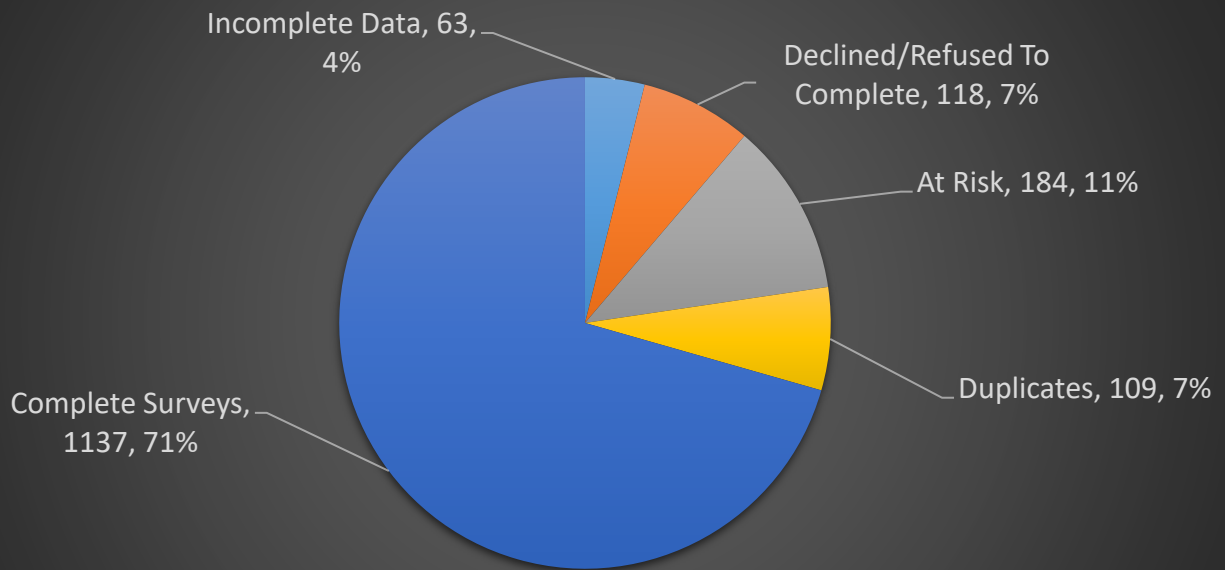
### 5-Year Point-In-Time Count Longitudinal Perspective



### 2019 vs 2020 Point-In-Time Count Comparison

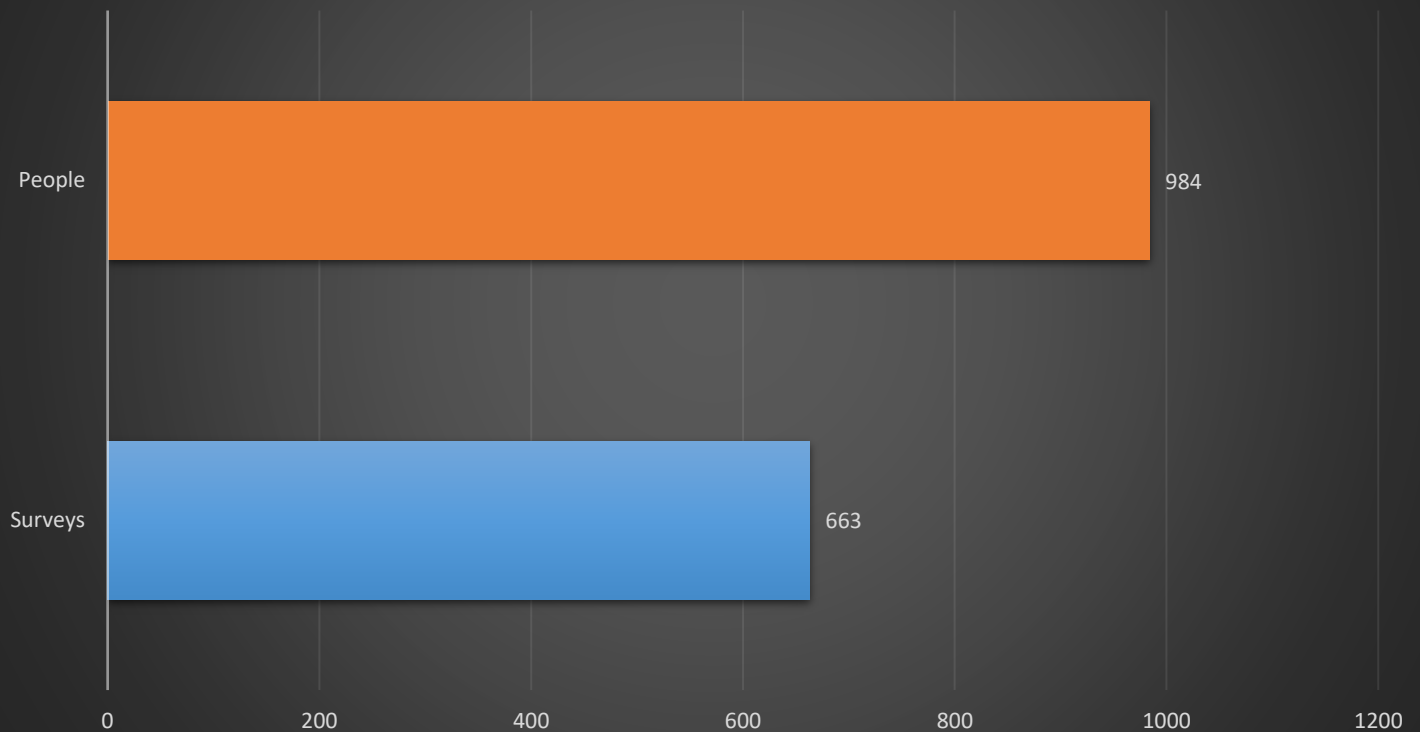


## Point-In-Time Count UnSheltered Survey Results

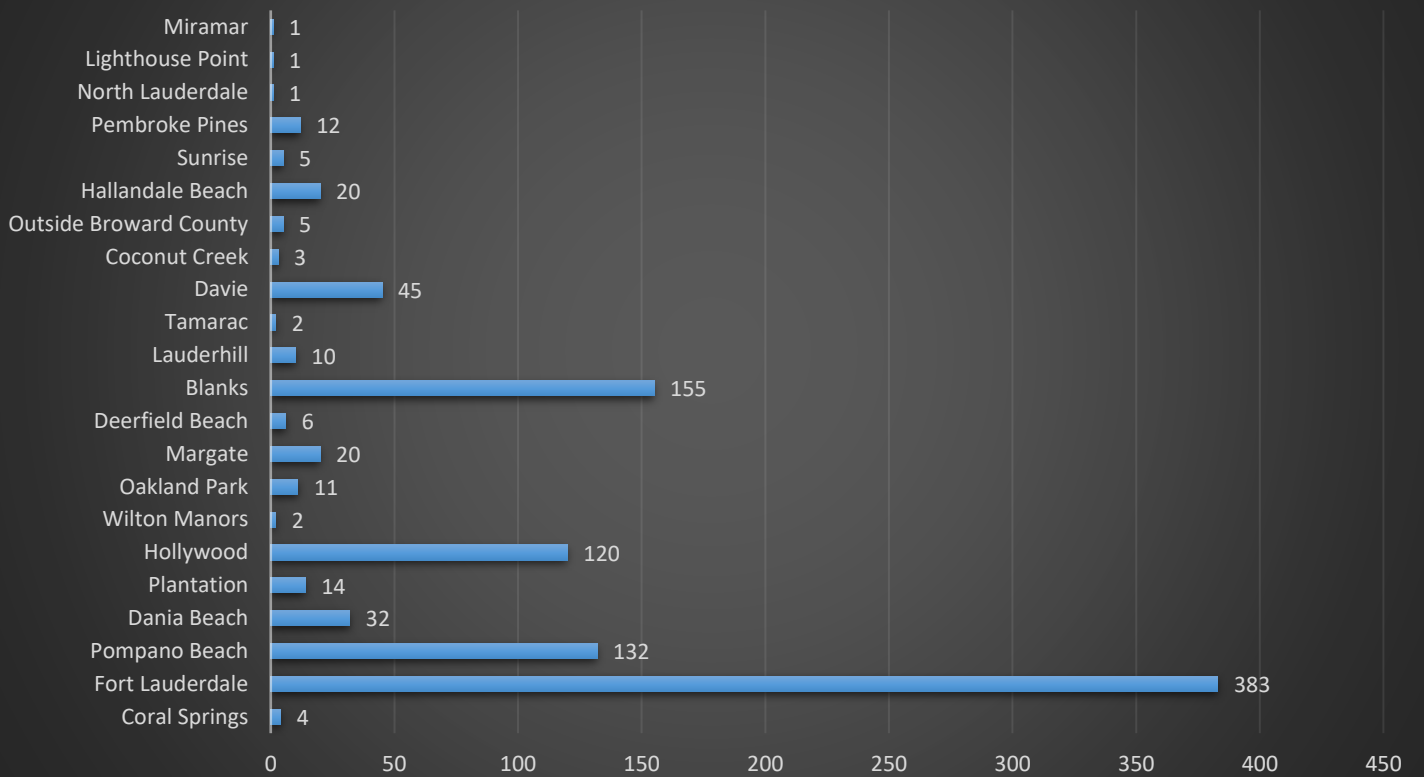


■ Incomplete Data ■ Declined/Refused To Complete ■ At Risk ■ Duplicates ■ Complete Surveys

## Unsheltered Count Surveys vs. People Breakdown



## 2020 Unsheltered PIT Count by City



## 2020 Point-in-Time Count FL-601 Ft Lauderdale/Broward County CoC

Population: Sheltered and Unsheltered Count

### Persons in Households with at least one Adult and one Child

	Sheltered		Unsheltered	Total
	Emergency	Transitional		
Total Number of Households	78	44	7	129
Total Number of persons (Adults & Children)	264	139	32	435
Number of Persons (under age 18)	173	86	17	276
Number of Persons (18 - 24)	0	8	5	13
Number of Persons (over age 24)	91	45	10	146

Gender (adults and children)	Sheltered		Unsheltered	Total
	Emergency	Transitional		
Female	180	87	20	287
Male	84	52	12	148
Transgender	0	0	0	0
Gender Non-Conforming (i.e. not exclusively male or female)	0	0	0	0

Ethnicity (adults and children)	Sheltered		Unsheltered	Total
	Emergency	Transitional		
Non-Hispanic/Non-Latino	237	120	32	389
Hispanic/Latino	27	19	0	46

Race (adults and children)	Sheltered		Unsheltered	Total
	Emergency	Transitional		
White	32	18	5	55
Black or African-American	216	118	27	361
Asian	7	0	0	7
American Indian or Alaska Native	0	0	0	0
Native Hawaiian or Other Pacific Islander	7	0	0	7
Multiple Races	2	3	0	5

Chronically Homeless (adults and children)	Sheltered		Unsheltered	Total
	Emergency	Transitional		
Total number of households	4		2	6
Total number of persons	12		9	21

## 2020 Point-in-Time Count FL-601 Ft Lauderdale/Broward County CoC

Population: Sheltered and Unsheltered Count

### Persons in Households with only Children

	Sheltered			Unsheltered	Total
	Emergency	Transitional	Safe Haven		
Total Number of Households	12	0	0	0	12
Total Number of children (under age 18)	12	0	0	0	12

Gender (adults and children)	Sheltered			Unsheltered	Total
	Emergency	Transitional	Safe Haven		

Female	5	0	0	0	5
Male	5	0	0	0	5
Transgender	1	0	0	0	1
Gender Non-Conforming (i.e. not exclusively male or female)	1	0	0	0	1

Ethnicity (adults and children)	Sheltered			Unsheltered	Total
	Emergency	Transitional	Safe Haven		
Non-Hispanic/Non-Latino	12	0	0	0	12
Hispanic/Latino	0	0	0	0	0

Race (adults and children)	Sheltered			Unsheltered	Total
	Emergency	Transitional			
White	3	0	0	0	3
Black or African-American	8	0	0	0	8
Asian	0	0	0	0	0
American Indian or Alaska Native	0	0	0	0	0
Native Hawaiian or Other Pacific Islander	1	0	0	0	1
Multiple Races	0	0	0	0	0

Chronically Homeless (adults and children)	Sheltered			Unsheltered	Total
	Emergency	Transitional	Safe Haven		
Total number of persons	0		0	0	0

## 2020 Point-in-Time Count FL-601 Ft Lauderdale/Broward County CoC

Population: Sheltered and Unsheltered Count

### Persons in Households without Children

	Sheltered			Unsheltered	Total
	Emergency	Transitional	Safe Haven		
Total Number of Households	581	199	32	868	1,680
Total Number of persons (Adults)	581	199	32	952	1,764
Number of Persons (18 - 24)	54	25	0	9	88
Number of Persons (over age 24)	527	174	32	943	1,676

Gender (adults and children)	Sheltered			Unsheltered	Total
	Emergency	Transitional	Safe Haven		
Female	161	18	12	223	414
Male	418	181	20	725	1,344
Transgender	1	0	0	2	3
Gender Non-Conforming (i.e. not exclusively male or female)	1	0	0	2	3

Ethnicity (adults and children)	Sheltered			Unsheltered	Total
	Emergency	Transitional	Safe Haven		
Non-Hispanic/Non-Latino	529	169	29	865	1,592
Hispanic/Latino	52	30	3	87	172

Race (adults and children)	Sheltered			Unsheltered	Total
	Emergency	Transitional	Safe Haven		
White	199	98	13	455	765
Black or African-American	373	98	18	465	954
Asian	4	1	0	3	8



American Indian or Alaska Native	2	0	0	15	17
Native Hawaiian or Other Pacific Islander	2	0	1	3	6
Multiple Races	1	2	0	11	14

Chronically Homeless (adults and children)	Sheltered			Unsheltered	Total
	Emergency	Transitional	Safe Haven		
Total number of persons	236		21	376	633

Date of PIT Count: 1/29/2020

Population: Sheltered and Unsheltered Count

### Total Households and Persons

	Sheltered			Unsheltered	Total
	Emergency	Transitional	Safe Haven		
Total Number of Households	671	243	32	875	1,821
Total Number of Persons	857	338	32	984	2,211
Number of Children (under age 18)	185	86	0	17	288
Number of Persons (18 to 24)	54	33	0	14	101
Number of Persons (over age 24)	618	219	32	953	1,822

### Gender

	Sheltered			Unsheltered	Total
	Emergency	Transitional	Safe Haven		
Female	346	105	12	243	706
Male	507	233	20	737	1,497
Transgender	2	0	0	2	4
Gender Non-Conforming (i.e. not exclusively male or female)	2	0	0	2	4

### Ethnicity

Sheltered			Unsheltered	Total
Emergency	Transitional	Safe Haven		

Non-Hispanic/Non-Latino	778	289	29	897	<b>1,993</b>
Hispanic/Latino	79	49	3	87	<b>218</b>

## Race

	Sheltered			Unsheltered	Total
	Emergency	Transitional	Safe Haven		
White	234	116	13	460	<b>823</b>
Black or African-American	597	216	18	492	<b>1,323</b>
Asian	11	1	0	3	<b>15</b>
American Indian or Alaska Native	2	0	0	15	<b>17</b>
Native Hawaiian or Other Pacific Islander	10	0	1	3	<b>14</b>
Multiple Races	3	5	0	11	<b>19</b>

## Chronically Homeless

	Sheltered			Unsheltered	Total
	Emergency	Transitional	Safe Haven		
Total number of persons	248		21	385	<b>654</b>