

**Bid Tabulation Packet
for
Solicitation BLD2121632P1**

Janitorial Services - County Facilities

Bid Designation: Public



Broward County Board of County Commissioners

1 Lee Support Services Inc.

Bid Contact **Walter Cooper**
1leessinc@gmail.com
Ph 954-802-6522

Address **5510 Lake Side Drive #211**
Margate , FL 33063

Item #	Line Item	Notes	Unit Price	Qty/Unit	Attch. Docs
BLD2121632P1--01-01	BLD2121632P1: Janitorial Services - Branch Libraries - Agreement No. 1	Supplier Product Code: Provide What Percentage (%) of Bid Price is Labor Cost: 73	First Offer - \$6,407,981.07	1 / lump sum	\$6,407,981.07 Y Y
BLD2121632P1--01-02	BLD2121632P1: Janitorial Services - Large Facilities Group 1 - Agreement No. 2	Supplier Product Code: Provide What Percentage (%) of Bid Price is Labor Cost: 73	First Offer - \$2,639,699.19	1 / lump sum	\$2,639,699.19 Y
BLD2121632P1--01-03	BLD2121632P1: Janitorial Services - Large Facilities Group 2 - Agreement No. 3	Supplier Product Code: Provide What Percentage (%) of Bid Price is Labor Cost: 73	First Offer - \$1,826,415.01	1 / lump sum	\$1,826,415.01 Y
BLD2121632P1--01-04	BLD2121632P1: Janitorial Services - Large Facilities Group 3 - Agreement No. 4	Supplier Product Code: Provide What Percentage (%) of Bid Price is Labor Cost: 73	First Offer - \$2,802,425.23	1 / lump sum	\$2,802,425.23 Y

BLD2121632P1--01-05	BLD2121632P1: Janitorial Services - Large Facilities Group 4 - Agreement No. 5	Supplier Product Code: Provide What Percentage (%) of Bid Price is Labor Cost: 73	First Offer - \$2,314,754.02	1 / lump sum	\$2,314,754.02	Y
BLD2121632P1--01-06	BLD2121632P1: Janitorial Services - Large Facilities Group 5 - Agreement No. 6	Supplier Product Code: Provide What Percentage (%) of Bid Price is Labor Cost: 73	First Offer - \$284,769.29	1 / lump sum	\$284,769.29	Y
BLD2121632P1--01-07	BLD2121632P1: Janitorial Services - Large Facilities Group 6 - Agreement No. 7	Supplier Product Code: Provide What Percentage (%) of Bid Price is Labor Cost: 73	First Offer - \$512,187.40	1 / lump sum	\$512,187.40	Y
BLD2121632P1--01-08	BLD2121632P1: Janitorial Services - Small Facilities Group 1 - Agreement No. 8	Supplier Product Code: Provide What Percentage (%) of Bid Price is Labor Cost: 73	First Offer - \$410,818.68	1 / lump sum	\$410,818.68	Y
BLD2121632P1--01-09	BLD2121632P1: Janitorial Services - Small Facilities Group 2 - Agreement No. 9	Supplier Product Code: Provide What Percentage (%) of Bid Price is	First Offer - \$235,937.95	1 / lump sum	\$235,937.95	Y

Labor Cost:

73

BLD2121632P1--01-10	BLD2121632P1: Janitorial Services - Small Facilities Group 3 - Agreement No. 10	Supplier Product Code: Provide What Percentage (%) of Bid Price is Labor Cost: 73	First Offer - \$419,888.02	1 / lump sum	\$419,888.02	Y
BLD2121632P1--01-11	BLD2121632P1: Janitorial Services - Small Facilities Group 4 - Agreement No. 11	Supplier Product Code: Provide What Percentage (%) of Bid Price is Labor Cost: 73	First Offer - \$282,318.15	1 / lump sum	\$282,318.15	Y
BLD2121632P1--01-12	BLD2121632P1: Janitorial Services - BCJC West Building Bridges 4 & 5 - Agreement No. 12	Supplier Product Code: Provide What Percentage (%) of Bid Price is Labor Cost: 73	First Offer - \$4,745,899.46	1 / lump sum	\$4,745,899.46	Y
BLD2121632P1--01-13	BLD2121632P1: Janitorial Services - Port Everglades - Agreement No. 13	Supplier Product Code: Provide What Percentage (%) of Bid Price is Labor Cost: 73	First Offer - \$1,067,343.18	1 / lump sum	\$1,067,343.18	Y
BLD2121632P1--01-14	BLD2121632P1: Janitorial Services - 911 Regional Dispatch Centers -	Supplier Product Code: Provide What Percentage (%) of Bid	First Offer - \$794,023.29	1 / lump sum	\$794,023.29	Y

Agreement No. **Price is**
14 **Labor Cost:**
73

Lot Total **\$24,744,459.94**

Supplier Total **\$24,744,459.94**



Governmental Center Annex

115 S. Andrews Avenue, Room A680 • Fort Lauderdale, Florida 33301 • 954-357-6400 • FAX 954-357-5674 • TTY 954-357-5664

Office of Economic and Small Business Development

This Certificate is Awarded to:
1 LEE SUPPORT SERVICES, INC.

As set forth in the Broward County Business Opportunity Act of 2012, the certification requirements have been met for:

**County Business Enterprise (CBE)
Small Business Enterprise (SBE)
Anniversary Date: October 15th**

Sandy-Michael McDonald
Digitally signed by Sandy-Michael McDonald
Date: 2020.10.22
14:15:08 -04'00'

Authorized Representative

The Office of Economic and Small Business Development must be notified within 30 days of any material changes in the business which may affect ownership and control. Failure to do so may result in the revocation of this certificate and/or imposition of other sanctions.

A Service of the Broward County Board of County Commissioners
www.broward.org/smallbusiness

BROWARD COUNTY LOCAL BUSINESS TAX RECEIPT

115 S. Andrews Ave., Rm. A-100, Ft. Lauderdale, FL 33301-1895 – 954-831-4000

VALID OCTOBER 1, 2020 THROUGH SEPTEMBER 30, 2021

DBA:
Business Name: 1 LEE SUPPORT SERVICES INC

Receipt #: 329-307097
Business Type: ALL OTHERS (BUILDING SUPPORT SERVICES)

Owner Name: WALTER L COOPER JR
Business Location: 3781 W ST RD 84 STE 101
DAVIE
Business Phone: 9548026522

Business Opened: 05/20/2019
State/County/Cert/Reg:
Exemption Code:

Rooms **Seats** **Employees** **Machines** **Professionals**

3

	For Vending Business Only					
	Number of Machines:			Vending Type:		
Tax Amount	Transfer Fee	NSF Fee	Penalty	Prior Years	Collection Cost	Total Paid
33.00	0.00	0.00	0.00	0.00	0.00	33.00

THIS RECEIPT MUST BE POSTED CONSPICUOUSLY IN YOUR PLACE OF BUSINESS

THIS BECOMES A TAX RECEIPT

WHEN VALIDATED

This tax is levied for the privilege of doing business within Broward County and is non-regulatory in nature. You must meet all County and/or Municipality planning and zoning requirements. This Business Tax Receipt must be transferred when the business is sold, business name has changed or you have moved the business location. This receipt does not indicate that the business is legal or that it is in compliance with State or local laws and regulations.

Mailing Address:

1 LEE SUPPORT SERVICES INC
3781 W ST RD 84 STE 101
DAVIE, FL 33312

Receipt # WWW-19-00196154
Paid 07/14/2020 33.00

2020 - 2021

BROWARD COUNTY LOCAL BUSINESS TAX RECEIPT

115 S. Andrews Ave., Rm. A-100, Ft. Lauderdale, FL 33301-1895 – 954-831-4000

VALID OCTOBER 1, 2020 THROUGH SEPTEMBER 30, 2021

DBA:
Business Name: 1 LEE SUPPORT SERVICES INC

Receipt #: 329-307097
Business Type: ALL OTHERS (BUILDING SUPPORT SERVICES)

Owner Name: WALTER L COOPER JR
Business Location: 3781 W ST RD 84 STE 101
DAVIE
Business Phone: 9548026522

Business Opened: 05/20/2019
State/County/Cert/Reg:
Exemption Code:

Rooms **Seats** **Employees** **Machines** **Professionals**

3

Signature	For Vending Business Only					Total Paid
	Number of Machines:			Vending Type:		
Tax Amount	Transfer Fee	NSF Fee	Penalty	Prior Years	Collection Cost	
33.00	0.00	0.00	0.00	0.00	0.00	33.00

Receipt # WWW-19-00196154
Paid 07/14/2020 33.00

FAIR INSURANCE AGENCY INC

999 S. State Road 7

Plantation FL 33317

Tele: 954-536-2678 Fax: 954-206-1849

May 14, 2021

Re: Contract No. BLD2121632P1


Project: Janitorial Services for Various Broward County Facilities

To whom it may concern:

In the event that the vendor- 1 Lee Support Services Inc., is awarded this contract, Fair Insurance Agency Inc has the following coverage available to meet contract requirements. Workers Compensation Liability, General Liability, Professional Liability, Bonds Liability, Commercial Auto Liability.

Any questions, please feel free to contact or agency at (954)536-2678

Sincerely,


Stanley Fair
President/Agent





LIVING WAGE ORDINANCE COMPLIANCE AFFIDAVIT FORM

The completed and signed form should be returned with the Vendor's submittal. If not provided with submittal, the Vendor must submit within three business days of County's request. Vendor may be deemed non-responsive for failure to fully comply within stated timeframes. Vendor should scan and upload the completed, signed form(s) in BidSync.

Covered Employer: 1 LEE SUPPORT SERVICES INC
 Address: 528 SE 32nd STREET, FORT LAUDERDALE, FL 33316
 Local Contact: 754-999-1622 E-Mail Address: 1LEE@SSINC@GMAIL.COM
 Address: 528 SE 32nd STREET, FORT LAUDERDALE, FL 33316
 Contract: COUNTY FACILITIES
 Amount: _____
 Using Agency: BROWARD COUNTY FACILITIES MANAGEMENT
 Served: Solicitation BLD2121632P1
 No. and Title: _____

By signing below I hereby certify that the covered employees listed below: (please check one)

- A. ☒ Receive a minimum pay of \$ 13.61 per hour and are provided health benefits valued at \$ 3.44 per hour.
 B. ☐ Receive a minimum pay of \$ _____ per hour and are not provided health benefits.

Provide names of hourly employees and their job classifications providing covered services for the above referenced contract:

Name	Job Class	A or B	Name	Job Class	A or B
<u>WALTER COOPER</u>	<u>JANITOR</u>				

(Attach Additional sheets in the format above, if needed)

I, WALTER COOPER of 1 LEE SUPPORT SERVICES INC. hereby
 attest that (Print Name) (Company)

(1) I have the authority to sign this notarized compliance affidavit, (2) the following information is true, complete and correct and (3) the Vendor certifies that it shall:

- Pay all employees working on this contract/project, who are covered by the Living Wage Ordinance, as amended, in accordance with wage rates and provisions of the Living Wage Ordinance;
- Provide the applicable living wage statement regarding wage rates with the employee's first paycheck or direct deposit receipt as required by the Living Wage Ordinance, as amended; and
- (IF APPLICABLE) If health care benefits are provided under "A" above, the health care benefit meets the standard health benefit plan as described in Section 627.6699 (12)(b)(4), Florida Statutes, as amended. As a principal officer of the covered employer, the undersigned affirms that the referenced Florida Statute has been reviewed and the covered employer's health plan meets all the elements required by the statute, as amended.

Signature

Walter Cooper

Title

PRESIDENT

SWORN TO AND SUBSCRIBED BEFORE ME this 11th day of MAY

2021

STATE OF

Florida

COUNTY OF

Broward

Cristina Mora

Public)



Personally Known



or Produced Identification

My commission expires: 02/20/2022
 (SEAL) Notary Public (Sign name of Notary)

Type of Identification Produced:

FL Drivers License



Janitorial Services - Price Sheets - Branch Libraries - Agreement 1 (CBE Reserve)

Item No.	FACILITY LOCATION	Annual Frequency	Annual Process	Year 1		Year 2		Two Year Total
				Unit Price	Annual	Unit Price	Annual	
1	AFRICAN AMR. LIB. CULTURAL CT. 2680 N.W 6TH STREET FT. LAUDERDALE, FL. 33311	12	Basic Cleaning	\$12,023.78	\$ 144,285.32	\$ 12,204.13	\$ 146,449.60	\$ 290,734.91
		12	Restrooms	\$ 1,086.07	\$ 13,032.88	\$ 1,102.36	\$ 13,228.37	\$ 26,261.25
		12	Floors	\$ 2,182.66	\$ 26,191.94	\$ 2,215.40	\$ 26,584.82	\$ 52,776.76
		Hourly	Porter (373Hrs./Month)	\$ 26.42	\$ 118,274.70	\$ 26.82	\$ 120,048.82	\$ 238,323.51
		30,075	Pressure Cleaning (SQ. FT.)	\$ 0.05	\$ 1,581.19	\$ 0.05	\$ 1,581.19	\$ 3,162.39
		1	Windows	\$ 801.24	\$ 801.24	\$ 813.26	\$ 813.26	\$ 1,614.50
		1	Air Quality	\$ 3,155.65	\$ 3,155.65	\$ 3,202.98	\$ 3,202.98	\$ 6,358.63
		12	Cleaning Supplies	\$ 573.28	\$ 6,879.33	\$ 581.88	\$ 6,982.52	\$ 13,861.86
		12	Paper Products	\$ 716.60	\$ 8,599.17	\$ 727.35	\$ 8,728.15	\$ 17,327.32
		30,075	Carpet Cleaning - Deep (SQ. FT.)	\$ 0.06	\$ 1,897.43	\$ 0.06	\$ 1,897.43	\$ 3,794.86
		30,075	Electrostatic Disinfection (SQ. FT.)	\$ 0.04	\$ 1,264.95	\$ 0.04	\$ 1,264.95	\$ 2,529.91
		Total			\$ 325,963.80		\$ 330,782.10	\$ 656,745.91
2	BEACH BRANCH 221 POMPANO BEACH BLVD POMPANO BEACH, FL 33062	12	Basic Cleaning	\$ 580.02	\$ 6,960.21	\$ 588.72	\$ 7,064.62	\$ 14,024.83
		12	Restrooms	\$ 52.60	\$ 631.15	\$ 53.38	\$ 640.62	\$ 1,271.77
		12	Floors	\$ 105.19	\$ 1,262.30	\$ 106.77	\$ 1,281.24	\$ 2,543.54
		3,000	Pressure Cleaning (SQ. FT.)	\$ 0.05	\$ 157.73	\$ 0.05	\$ 157.73	\$ 315.45
		1	Windows	\$ 801.24	\$ 801.24	\$ 813.26	\$ 813.26	\$ 1,614.50
		1	Air Quality	\$ 315.57	\$ 315.57	\$ 320.30	\$ 320.30	\$ 635.86
		12	Cleaning Supplies	\$ 28.59	\$ 343.08	\$ 29.02	\$ 348.23	\$ 691.31
		12	Paper Products	\$ 35.74	\$ 428.89	\$ 36.28	\$ 435.32	\$ 864.20
		3000	Carpet Cleaning - Deep (SQ. FT.)	\$ 0.06	\$ 189.27	\$ 0.06	\$ 189.27	\$ 378.54
		3,000	Electrostatic Disinfection (SQ. FT.)	\$ 0.04	\$ 126.18	\$ 0.04	\$ 126.18	\$ 252.36
		Total			\$ 11,215.62		\$ 11,376.76	\$ 22,592.39
3	TYRONE BRYANT BRANCH 2230 N.W 21ST AVENUE FORT LAUDERDALE, FL 33311	12	Basic Cleaning	\$ 1,571.40	\$ 18,856.84	\$ 1,594.97	\$ 19,139.70	\$ 37,996.54
		12	Restrooms	\$ 142.01	\$ 1,704.06	\$ 144.14	\$ 1,729.62	\$ 3,433.68
		12	Floors	\$ 289.27	\$ 3,471.21	\$ 293.61	\$ 3,523.28	\$ 6,994.49
		10,000	Pressure Cleaning (SQ. FT.)	\$ 0.05	\$ 525.75	\$ 0.05	\$ 525.75	\$ 1,051.50
		1	Windows	\$ 801.24	\$ 801.24	\$ 813.26	\$ 813.26	\$ 1,614.50
		1	Air Quality	\$ 631.13	\$ 631.13	\$ 640.60	\$ 640.60	\$ 1,271.73
		12	Cleaning Supplies	\$ 95.31	\$ 1,143.70	\$ 96.74	\$ 1,160.85	\$ 2,304.55
		12	Paper Products	\$ 119.13	\$ 1,429.62	\$ 120.92	\$ 1,451.06	\$ 2,880.68
		10,000	Carpet Cleaning - Deep (SQ. FT.)	\$ 0.06	\$ 630.90	\$ 0.06	\$ 630.90	\$ 1,261.80
		10,000	Electrostatic Disinfection (SQ. FT.)	\$ 0.04	\$ 420.60	\$ 0.04	\$ 420.60	\$ 841.20
		Total			\$ 29,615.06		\$ 30,035.62	\$ 59,650.68
ITEM NO.	FACILITY LOCATION	Annual Frequency	Annual Process	Year 1		Year 2		Two Year Total
				Unit Price	Annual	Unit Price	Annual	
4	FT. LAUDERDALE BRANCH 1300 E. SUNRISE BLVD FORT LAUDERDALE, FL33304	12	Basic Cleaning	\$ 2,969.70	\$ 35,636.39	\$ 3,014.24	\$ 36,170.93	\$ 71,807.32
		12	Restrooms	\$ 268.23	\$ 3,218.73	\$ 272.25	\$ 3,267.01	\$ 6,485.73
		12	Floors	\$ 525.94	\$ 6,311.27	\$ 533.83	\$ 6,405.94	\$ 12,717.21
		20,000	Pressure Cleaning (SQ. FT.)	\$ 0.05	\$ 1,051.50	\$ 0.05	\$ 1,000.00	\$ 2,051.50
		1	Windows	\$ 801.24	\$ 801.24	\$ 813.26	\$ 813.26	\$ 1,614.50
		1	Air Quality	\$ 946.70	\$ 946.70	\$ 960.90	\$ 960.90	\$ 1,907.59
		12	Cleaning Supplies	\$ 190.62	\$ 2,287.39	\$ 193.48	\$ 2,321.70	\$ 4,609.09
		12	Paper Products	\$ 238.27	\$ 2,859.24	\$ 241.84	\$ 2,902.13	\$ 5,761.37
		20,000	Carpet Cleaning - Deep (SQ. FT.)	\$ 0.06	\$ 1,261.80	\$ 0.06	\$ 1,261.80	\$ 2,523.60
		20,000	Electrostatic Disinfection (SQ. FT.)	\$ 0.04	\$ 841.20	\$ 0.04	\$ 841.20	\$ 1,682.40
		Total			\$ 55,215.45		\$ 55,944.87	\$ 111,160.32

Janitorial Services - Price Sheets - Branch Libraries - Agreement 1 (CBE Reserve)

5	J M COLLIER CITY BRANCH 2800 N.W 9TH COURT POMPANO BEACH, FL 33069	12	Basic Cleaning	\$ 2,974.14	\$ 35,689.63	\$ 3,018.75	\$ 36,224.98	\$ 71,914.61
		12	Restrooms	\$ 268.23	\$ 3,218.73	\$ 272.25	\$ 3,267.01	\$ 6,485.73
		12	Floors	\$ 525.94	\$ 6,311.27	\$ 533.83	\$ 6,405.94	\$ 12,717.21
		16,584	Pressure Cleaning (SQ. FT.)	\$ 0.05	\$ 871.90	\$ 0.05	\$ 871.90	\$ 1,743.81
		1	Windows	\$ 801.24	\$ 801.24	\$ 813.26	\$ 813.26	\$ 1,614.50
		1	Air Quality	\$ 946.70	\$ 946.70	\$ 960.90	\$ 960.90	\$ 1,907.59
		12	Cleaning Supplies	\$ 158.06	\$ 1,896.74	\$ 160.43	\$ 1,925.19	\$ 3,821.93
		12	Paper Products	\$ 197.58	\$ 2,370.92	\$ 200.54	\$ 2,406.49	\$ 4,777.41
		16,584	Carpet Cleaning - Deep (SQ. FT.)	\$ 0.06	\$ 1,046.28	\$ 0.06	\$ 1,046.28	\$ 2,092.57
		16,584	Electrostatic Disinfection (SQ. FT.)	\$ 0.04	\$ 697.52	\$ 0.04	\$ 697.52	\$ 1,395.05
		Total			\$ 53,850.94		\$ 54,619.47	\$ 108,470.41

6	CENTURY PLAZA BRANCH 1856A W. HILLSBORO BLVD DEERFIELD BEACH, FL 33442	12	Basic Cleaning	\$ 2,155.88	\$ 25,870.56	\$ 2,188.22	\$ 26,258.62	\$ 52,129.18
		12	Restrooms	\$ 194.60	\$ 2,335.21	\$ 197.52	\$ 2,370.24	\$ 4,705.45
		12	Floors	\$ 394.46	\$ 4,733.52	\$ 400.38	\$ 4,804.52	\$ 9,538.04
		11,682	Pressure Cleaning (SQ. FT.)	\$ 0.05	\$ 614.18	\$ 0.05	\$ 614.18	\$ 1,228.36
		1	Windows	\$ 801.24	\$ 801.24	\$ 813.26	\$ 813.26	\$ 1,614.50
		1	Air Quality	\$ 631.13	\$ 631.13	\$ 640.60	\$ 640.60	\$ 1,271.73
		12	Cleaning Supplies	\$ 111.34	\$ 1,336.12	\$ 113.01	\$ 1,356.16	\$ 2,692.28
		12	Paper Products	\$ 139.18	\$ 1,670.12	\$ 141.26	\$ 1,695.17	\$ 3,365.29
		11,682	Carpet Cleaning - Deep (SQ. FT.)	\$ 0.06	\$ 737.02	\$ 0.06	\$ 737.02	\$ 1,474.03
		11,682	Electrostatic Disinfection (SQ. FT.)	\$ 0.04	\$ 491.34	\$ 0.04	\$ 491.34	\$ 982.69
		Total			\$ 39,220.45		\$ 39,289.77	\$ 79,001.56

7	CARVER RANCHES BRANCH 4735 SW 18TH STREET HOLLYWOOD, FL 33023	12	Basic Cleaning	\$ 1,865.86	\$ 22,390.26	\$ 1,893.84	\$ 22,726.12	\$ 45,116.38
		12	Restrooms	\$ 168.30	\$ 2,019.64	\$ 170.83	\$ 2,049.93	\$ 4,069.57
		12	Floors	\$ 341.86	\$ 4,102.36	\$ 346.99	\$ 4,163.90	\$ 8,266.26
		10,000	Pressure Cleaning (SQ. FT.)	\$ 0.05	\$ 525.75	\$ 0.05	\$ 525.75	\$ 1,051.50
		1	Windows	\$ 801.24	\$ 801.24	\$ 813.26	\$ 813.26	\$ 1,614.50
		1	Air Quality	\$ 631.13	\$ 631.13	\$ 640.60	\$ 640.60	\$ 1,271.73
		12	Cleaning Supplies	\$ 95.31	\$ 1,143.70	\$ 96.74	\$ 1,160.85	\$ 2,304.55
		12	Paper Products	\$ 119.13	\$ 1,429.62	\$ 120.92	\$ 1,451.06	\$ 2,880.68
		10,000	Carpet Cleaning - Deep (SQ. FT.)	\$ 0.06	\$ 630.90	\$ 0.06	\$ 630.90	\$ 1,261.80
		10,000	Electrostatic Disinfection (SQ. FT.)	\$ 0.04	\$ 420.60	\$ 0.04	\$ 420.60	\$ 841.20
		Total			\$ 34,095.20		\$ 34,582.97	\$ 68,678.18

ITEM NO.	FACILITY LOCATION	Annual Frequency	Annual Process	Year 1		Year 2		Two Year Total
				Unit Price	Annual	Unit Price	Annual	
8	DANIA BEACH PAUL DEMAIIO BRANCH 1 PARK AVENUE EAST DANIA, FL 33004	12	Basic Cleaning	\$ 1,837.76	\$ 22,053.11	\$ 1,865.33	\$ 22,383.91	\$ 44,437.02
		12	Restrooms	\$ 165.67	\$ 1,988.09	\$ 168.16	\$ 2,017.91	\$ 4,006.01
		12	Floors	\$ 341.86	\$ 4,102.36	\$ 346.99	\$ 4,163.90	\$ 8,266.26
		12,000	Pressure Cleaning (SQ. FT.)	\$ 0.05	\$ 630.90	\$ 0.05	\$ 630.90	\$ 1,261.80
		1	Windows	\$ 801.24	\$ 801.24	\$ 813.26	\$ 813.26	\$ 1,614.50
		1	Air Quality	\$ 631.13	\$ 631.13	\$ 640.60	\$ 640.60	\$ 1,271.73
		12	Cleaning Supplies	\$ 114.37	\$ 1,372.46	\$ 116.09	\$ 1,393.05	\$ 2,765.51
		12	Paper Products	\$ 142.96	\$ 1,715.54	\$ 145.11	\$ 1,741.28	\$ 3,456.82
		12,000	Carpet Cleaning - Deep (SQ. FT.)	\$ 0.06	\$ 757.08	\$ 0.06	\$ 757.08	\$ 1,514.16
		12,000	Electrostatic Disinfection (SQ. FT.)	\$ 0.04	\$ 504.72	\$ 0.04	\$ 504.72	\$ 1,009.44
		Total			\$ 34,556.64		\$ 35,046.60	\$ 69,603.25

Janitorial Services - Price Sheets - Branch Libraries - Agreement 1 (CBE Reserve)

9	DEERFIELD BEACH BRANCH 837 E. HILLSBORO BOULEVARD DEERFIELD BEACH, FL 33441	12	Basic Cleaning	\$ 2,735.90	\$ 32,830.77	\$ 2,776.94	\$ 33,323.24	\$ 66,154.01
		12	Restrooms	\$ 247.20	\$ 2,966.37	\$ 250.91	\$ 3,010.86	\$ 5,977.23
		12	Floors	\$ 499.64	\$ 5,995.70	\$ 507.14	\$ 6,085.63	\$ 12,081.33
		15,120	Pressure Cleaning (SQ. FT.)	\$ 0.05	\$ 794.93	\$ 0.05	\$ 794.93	\$ 1,589.87
		1	Windows	\$ 801.24	\$ 801.24	\$ 813.26	\$ 813.26	\$ 1,614.50
		1	Air Quality	\$ 946.70	\$ 946.70	\$ 960.90	\$ 960.90	\$ 1,907.59
		12	Cleaning Supplies	\$ 144.11	\$ 1,729.30	\$ 146.27	\$ 1,755.24	\$ 3,484.53
		12	Paper Products	\$ 180.13	\$ 2,161.59	\$ 182.83	\$ 2,194.01	\$ 4,355.60
		15,120	Carpet Cleaning - Deep (SQ. FT.)	\$ 0.06	\$ 953.92	\$ 0.06	\$ 953.92	\$ 1,907.84
		15,120	Electrostatic Disinfection (SQ. FT.)	\$ 0.04	\$ 635.95	\$ 0.04	\$ 635.95	\$ 1,271.89
		Total			\$ 49,816.46		\$ 50,527.94	\$ 100,344.40
10	DAVIE COOPER CITY 4600 S.W 82ND AVE DAVIE FL, 33328	12	Basic Cleaning	\$ 1,865.86	\$ 22,390.26	\$ 1,893.84	\$ 22,726.12	\$ 45,116.38
		12	Restrooms	\$ 168.30	\$ 2,019.64	\$ 170.83	\$ 2,049.93	\$ 4,069.57
		12	Floors	\$ 341.86	\$ 4,102.36	\$ 346.99	\$ 4,163.90	\$ 8,266.26
		10,000	Pressure Cleaning (SQ. FT.)	\$ 0.05	\$ 525.75	\$ 0.05	\$ 525.75	\$ 1,051.50
		1	Windows	\$ 801.24	\$ 801.24	\$ 813.26	\$ 813.26	\$ 1,614.50
		1	Air Quality	\$ 631.13	\$ 631.13	\$ 640.60	\$ 640.60	\$ 1,271.73
		12	Cleaning Supplies	\$ 95.31	\$ 1,143.70	\$ 96.74	\$ 1,160.85	\$ 2,304.55
		12	Paper Products	\$ 119.13	\$ 1,429.62	\$ 120.92	\$ 1,451.06	\$ 2,880.68
		10,000	Carpet Cleaning - Deep (SQ. FT.)	\$ 0.06	\$ 630.90	\$ 0.06	\$ 630.90	\$ 1,261.80
		10,000	Electrostatic Disinfection (SQ. FT.)	\$ 0.04	\$ 420.60	\$ 0.04	\$ 400.00	\$ 820.60
		Total			\$ 34,095.20		\$ 34,562.37	\$ 68,657.58
11	GALT OCEAN MILE CENTER 3403 GALT OCEAN MILE FORT LAUDERDALE, FL 33308	12	Basic Cleaning	\$ 1,037.50	\$ 12,450.05	\$ 1,053.07	\$ 12,636.81	\$ 25,086.86
		12	Restrooms	\$ 79.10	\$ 949.25	\$ 80.29	\$ 963.49	\$ 1,912.74
		12	Floors	\$ 157.78	\$ 1,893.33	\$ 160.14	\$ 1,921.73	\$ 3,815.06
		4,900	Pressure Cleaning (SQ. FT.)	\$ 0.05	\$ 257.62	\$ 0.05	\$ 257.62	\$ 515.24
		1	Windows	\$ 801.24	\$ 801.24	\$ 813.26	\$ 813.26	\$ 1,614.50
		1	Air Quality	\$ 315.57	\$ 315.57	\$ 320.30	\$ 320.30	\$ 635.86
		12	Cleaning Supplies	\$ 46.70	\$ 560.37	\$ 47.40	\$ 568.77	\$ 1,129.14
		12	Paper Products	\$ 58.38	\$ 700.55	\$ 59.25	\$ 711.06	\$ 1,411.61
		4,900	Carpet Cleaning - Deep (SQ. FT.)	\$ 0.06	\$ 309.14	\$ 0.06	\$ 309.14	\$ 618.28
		4,900	Electrostatic Disinfection (SQ. FT.)	\$ 0.04	\$ 206.09	\$ 0.04	\$ 206.09	\$ 412.19
		Total			\$ 18,443.22		\$ 18,708.27	\$ 37,151.49

ITEM NO.	FACILITY LOCATION	Annual Frequency	Annual Process	Unit Price	Annual	Unit Price	Annual	Two Year Total
12	HOLLYWOOD BEACH CENTER 1301 S. OCEAN DRIVE HOLLYWOOD, FL 33019	12	Basic Cleaning	\$ 495.69	\$ 5,948.25	\$ 503.12	\$ 6,037.48	\$ 11,985.73
		12	Restrooms	\$ 44.71	\$ 536.52	\$ 45.38	\$ 544.57	\$ 1,081.08
		12	Floors	\$ 78.89	\$ 946.73	\$ 80.08	\$ 960.93	\$ 1,907.66
		2,500	Pressure Cleaning (SQ. FT.)	\$ 0.05	\$ 131.44	\$ 0.05	\$ 131.44	\$ 262.88
		1	Windows	\$ 801.24	\$ 801.24	\$ 813.26	\$ 813.26	\$ 1,614.50
		1	Air Quality	0.00	\$ -	\$0.00	\$ -	\$ -
		12	Cleaning Supplies	\$ 23.83	\$ 285.92	\$ 24.18	\$ 290.21	\$ 576.14
		12	Paper Products	\$ 29.79	\$ 357.47	\$ 30.24	\$ 362.83	\$ 720.30
		2,500	Carpet Cleaning - Deep (SQ. FT.)	\$ 0.06	\$ 157.73	\$ 0.06	\$ 157.73	\$ 315.45
		2,500	Electrostatic Disinfection (SQ. FT.)	\$ 0.04	\$ 105.15	\$ 0.04	\$ 105.15	\$ 210.30
		Total			\$ 9,270.44		\$ 9,403.59	\$ 18,674.03

Janitorial Services - Price Sheets - Branch Libraries - Agreement 1 (CBE Reserve)

13	HALLANDALE BEACH BRANCH 300 S. FEDERAL HIGHWAY HALLANDALE, FL 33009	12	Basic Cleaning	\$ 2,216.54	\$ 26,598.49	\$ 2,249.79	\$ 26,997.47	\$ 53,595.96
		12	Restrooms	\$ 199.86	\$ 2,398.30	\$ 202.86	\$ 2,434.28	\$ 4,832.58
		12	Floors	\$ 394.46	\$ 4,733.52	\$ 400.38	\$ 4,804.52	\$ 9,538.04
		14,700	Pressure Cleaning (SQ. FT.)	\$ 0.05	\$ 772.85	\$ 0.05	\$ 772.85	\$ 1,545.71
		1	Windows	\$ 801.24	\$ 801.24	\$ 813.26	\$ 813.26	\$ 1,614.50
		1	Air Quality	\$ 631.13	\$ 631.13	\$ 640.60	\$ 640.60	\$ 1,271.73
		12	Cleaning Supplies	\$ 140.10	\$ 1,681.22	\$ 142.20	\$ 1,706.44	\$ 3,387.66
		12	Paper Products	\$ 175.13	\$ 2,101.53	\$ 177.75	\$ 2,133.05	\$ 4,234.58
		14,700	Carpet Cleaning - Deep (SQ. FT.)	\$ 0.06	\$ 927.42	\$ 0.06	\$ 927.42	\$ 1,854.85
		14,700	Electrostatic Disinfection (SQ. FT.)	\$ 0.04	\$ 618.28	\$ 0.04	\$ 618.28	\$ 1,236.56
		Total		\$ 41,263.99		\$ 41,848.18		\$ 83,112.17
14	HOLLYWOOD LIBRARY 2600 Hollywood Blvd Hollywood, FL 33020	12	Basic Cleaning	\$ 6,313.73	\$ 75,764.78	\$ 6,408.44	\$ 76,901.25	\$ 152,666.03
		12	Restrooms	\$ 570.65	\$ 6,847.79	\$ 579.21	\$ 6,950.51	\$ 13,798.29
		12	Floors	\$ 1,130.77	\$ 13,569.27	\$ 1,147.73	\$ 13,772.81	\$ 27,342.08
		31,000	Pressure Cleaning (SQ. FT.)	\$ 0.05	\$ 1,629.83	\$ 0.05	\$ 1,629.83	\$ 3,259.65
		1	Windows	\$ 801.24	\$ 801.24	\$ 813.26	\$ 813.26	\$ 1,614.50
		1	Air Quality	\$ 1,577.83	\$ 1,577.83	\$ 1,601.50	\$ 1,601.50	\$ 3,179.32
		12	Cleaning Supplies	\$ 295.45	\$ 3,545.41	\$ 299.88	\$ 3,598.59	\$ 7,143.99
		12	Paper Products	\$ 369.32	\$ 4,431.82	\$ 374.86	\$ 4,498.30	\$ 8,930.12
		31,000	Carpet Cleaning - Deep (SQ. FT.)	\$ 0.06	\$ 1,955.79	\$ 0.06	\$ 1,955.79	\$ 3,911.58
		31,000	Electrostatic Disinfection (SQ. FT.)	\$ 0.04	\$ 1,303.86	\$ 0.04	\$ 1,303.86	\$ 2,607.72
		Total		\$ 111,427.61		\$ 113,025.68		\$ 224,453.30
15	IMPERIAL POINT BRANCH 5985 N FEDERAL HIGHWAY FORT LAUDERDALE, FL 33308	12	Basic Cleaning	\$ 2,534.67	\$ 30,416.07	\$ 2,572.69	\$ 30,872.31	\$ 61,288.38
		12	Restrooms	\$ 228.79	\$ 2,745.42	\$ 232.22	\$ 2,786.61	\$ 5,532.03
		12	Floors	\$ 447.05	\$ 5,364.54	\$ 453.75	\$ 5,445.01	\$ 10,809.55
		14,000	Pressure Cleaning (SQ. FT.)	\$ 0.05	\$ 736.05	\$ 0.05	\$ 736.05	\$ 1,472.10
		1	Windows	\$ 801.24	\$ 801.24	\$ 813.26	\$ 813.26	\$ 1,614.50
		1	Air Quality	\$ 631.13	\$ 631.13	\$ 640.60	\$ 640.60	\$ 1,271.73
		12	Cleaning Supplies	\$ 133.44	\$ 1,601.22	\$ 135.44	\$ 1,625.24	\$ 3,226.47
		12	Paper Products	\$ 166.79	\$ 2,001.47	\$ 169.29	\$ 2,031.49	\$ 4,032.96
		14,000	Carpet Cleaning - Deep (SQ. FT.)	\$ 0.06	\$ 883.26	\$ 0.06	\$ 883.26	\$ 1,766.52
		14,000	Electrostatic Disinfection (SQ. FT.)	\$ 0.04	\$ 588.84	\$ 0.04	\$ 588.84	\$ 1,177.68
		Total		\$ 45,769.25		\$ 46,422.67		\$ 92,191.92
ITEM NO.	<u>FACILITY LOCATION</u>	Annual Frequency	Annual Process	Year 1		Year 2		Two Year Total
				Unit Price	Annual	Unit Price	Annual	
16	LAUDERHILL TOWN CENTER 6399 West Oakland Park Blvd LAUDERHILL, FL 33313	12	Basic Cleaning	\$ 1,865.86	\$ 22,390.26	\$ 1,893.84	\$ 22,726.12	\$ 45,116.38
		12	Restrooms	\$ 168.30	\$ 2,019.64	\$ 170.83	\$ 2,049.93	\$ 4,069.57
		12	Floors	\$ 341.86	\$ 4,102.36	\$ 346.99	\$ 4,163.90	\$ 8,266.26
		10,000	Pressure Cleaning (SQ. FT.)	\$ 0.05	\$ 525.75	\$ 0.05	\$ 525.75	\$ 1,051.50
		1	Windows	\$ 801.24	\$ 801.24	\$ 813.26	\$ 813.26	\$ 1,614.50
		1	Air Quality	\$ 631.13	\$ 631.13	\$ 640.60	\$ 640.60	\$ 1,271.73
		12	Cleaning Supplies	\$ 95.31	\$ 1,143.70	\$ 96.74	\$ 1,160.85	\$ 2,304.55
		12	Paper Products	\$ 119.13	\$ 1,429.62	\$ 120.92	\$ 1,451.06	\$ 2,880.68
		10,000	Carpet Cleaning - Deep (SQ. FT.)	\$ 0.06	\$ 630.90	\$ 0.06	\$ 630.90	\$ 1,261.80
		10,000	Electrostatic Disinfection (SQ. FT.)	\$ 0.04	\$ 420.60	\$ 0.04	\$ 420.60	\$ 841.20
		Total		\$ 34,095.20		\$ 34,162.37		\$ 68,678.18

Janitorial Services - Price Sheets - Branch Libraries - Agreement 1 (CBE Reserve)

17	LAUDERDALE LAKES BRANCH 3521 NW 43RD AVE LAUDERDALE LAKES, FL 33319	12	Basic Cleaning	\$ 1,515.18	\$ 18,182.16	\$ 1,537.91	\$ 18,454.89	\$ 36,637.05
		12	Restrooms	\$ 136.75	\$ 1,640.97	\$ 138.80	\$ 1,665.59	\$ 3,306.56
		12	Floors	\$ 262.97	\$ 3,155.64	\$ 266.91	\$ 3,202.97	\$ 6,358.61
		7,900	Pressure Cleaning (SQ. FT.)	\$ 0.05	\$ 415.34	\$ 0.05	\$ 415.34	\$ 830.69
		1	Windows	\$ 801.24	\$ 801.24	\$ 813.26	\$ 813.26	\$ 1,614.50
		1	Air Quality	\$ 315.57	\$ 315.57	\$ 320.30	\$ 320.30	\$ 635.86
		12	Cleaning Supplies	\$ 75.30	\$ 903.57	\$ 76.43	\$ 917.13	\$ 1,820.70
		12	Paper Products	\$ 94.12	\$ 1,129.44	\$ 95.53	\$ 1,146.38	\$ 2,275.82
		7,900	Carpet Cleaning - Deep (SQ. FT.)	\$ 0.06	\$ 498.41	\$ 0.06	\$ 498.41	\$ 996.82
		7,900	Electrostatic Disinfection (SQ. FT.)	\$ 0.04	\$ 332.27	\$ 0.04	\$ 332.27	\$ 664.55
		Total			\$ 27,374.61		\$ 27,766.54	\$ 55,141.16
18	MIRAMAR BRANCH - EDUCATION CENTER 2050 CIVIC CENTER PLACE MIRAMAR, FL 33025	12	Basic Cleaning	\$ 5,270.57	\$ 63,246.84	\$ 5,349.63	\$ 64,195.54	\$ 127,442.39
		12	Restrooms	\$ 475.97	\$ 5,711.66	\$ 483.11	\$ 5,797.34	\$ 11,509.00
		12	Floors	\$ 946.70	\$ 11,360.36	\$ 960.90	\$ 11,530.77	\$ 22,891.13
		30,181	Pressure Cleaning (SQ. FT.)	\$ 0.05	\$ 1,586.77	\$ 0.05	\$ 1,586.77	\$ 3,173.53
		1	Windows	\$ 801.24	\$ 801.24	\$ 813.26	\$ 813.26	\$ 1,614.50
		1	Air Quality	\$ 1,577.83	\$ 1,577.83	\$ 1,601.50	\$ 1,601.50	\$ 3,179.32
		12	Cleaning Supplies	\$ 287.65	\$ 3,451.78	\$ 291.96	\$ 3,503.56	\$ 6,955.34
		12	Paper Products	\$ 359.56	\$ 4,314.73	\$ 364.95	\$ 4,379.45	\$ 8,694.17
		30,181	Carpet Cleaning - Deep (SQ. FT.)	\$ 0.06	\$ 1,904.12	\$ 0.06	\$ 1,904.12	\$ 3,808.24
		30,181	Electrostatic Disinfection (SQ. FT.)	\$ 0.04	\$ 1,269.41	\$ 0.04	\$ 1,269.41	\$ 2,538.83
		Total			\$ 95,224.74		\$ 96,581.71	\$ 191,806.46
19	MARGATE BRANCH 5810 PARK DRIVE MARGATE, FL 33063	12	Basic Cleaning	\$ 2,852.79	\$ 34,233.52	\$ 2,895.59	\$ 34,747.02	\$ 68,980.54
		12	Restrooms	\$ 257.71	\$ 3,092.55	\$ 261.58	\$ 3,138.93	\$ 6,231.48
		12	Floors	\$ 525.94	\$ 6,311.27	\$ 533.83	\$ 6,405.94	\$ 12,717.21
		15,800	Pressure Cleaning (SQ. FT.)	\$ 0.05	\$ 830.69	\$ 0.05	\$ 830.69	\$ 1,661.37
		1	Windows	\$ 801.24	\$ 801.24	\$ 813.26	\$ 813.26	\$ 1,614.50
		1	Air Quality	\$ 946.70	\$ 946.70	\$ 960.90	\$ 960.90	\$ 1,907.59
		12	Cleaning Supplies	\$ 150.59	\$ 1,807.02	\$ 152.84	\$ 1,834.13	\$ 3,641.15
		12	Paper Products	\$ 188.23	\$ 2,258.75	\$ 191.05	\$ 2,292.63	\$ 4,551.38
		15,800	Carpet Cleaning - Deep (SQ. FT.)	\$ 0.06	\$ 996.82	\$ 0.06	\$ 996.82	\$ 1,993.64
		15,800	Electrostatic Disinfection (SQ. FT.)	\$ 0.04	\$ 664.55	\$ 0.04	\$ 664.55	\$ 1,329.10
		Total			\$ 51,943.10		\$ 52,684.87	\$ 104,627.97
ITEM NO.	FACILITY LOCATION	Annual Frequency	Annual Process	Year 1		Year 2		Two Year Total
				Unit Price	Annual	Unit Price	Annual	
20	NORTH LAUDERDALE BRANCH 6901 Kimberly Blvd. N. LAUDERDALE, FL 33068	12	Basic Cleaning	\$ 2,969.70	\$ 35,636.39	\$ 3,014.24	\$ 36,170.93	\$ 71,807.32
		12	Restrooms	\$ 268.23	\$ 3,218.73	\$ 272.25	\$ 3,267.01	\$ 6,485.73
		12	Floors	\$ 525.94	\$ 6,311.27	\$ 533.83	\$ 6,405.94	\$ 12,717.21
		20,000	Pressure Cleaning (SQ. FT.)	\$ 0.05	\$ 1,051.50	\$ 0.05	\$ 1,051.50	\$ 2,103.00
		1	Windows	\$ 801.24	\$ 801.24	\$ 813.26	\$ 813.26	\$ 1,614.50
		1	Air Quality	\$ 946.70	\$ 946.70	\$ 960.90	\$ 960.90	\$ 1,907.59
		12	Cleaning Supplies	\$ 190.62	\$ 2,287.39	\$ 193.48	\$ 2,321.70	\$ 4,609.09
		12	Paper Products	\$ 238.27	\$ 2,859.24	\$ 241.84	\$ 2,902.13	\$ 5,761.37
		20,000	Carpet Cleaning - Deep (SQ. FT.)	\$ 0.06	\$ 1,261.80	\$ 0.06	\$ 1,261.80	\$ 2,523.60
		20,000	Electrostatic Disinfection (SQ. FT.)	\$ 0.04	\$ 841.20	\$ 0.04	\$ 841.20	\$ 1,682.40
		Total			\$ 55,215.45		\$ 55,996.37	\$ 111,211.82

Janitorial Services - Price Sheets - Branch Libraries - Agreement 1 (CBE Reserve)

21	NORTHWEST REGIONAL LIBRARY 3151 UNIVERSITY DRIVE CORAL SPRINGS, FL 33065	12	Basic Cleaning	\$14,352.78	\$ 172,233.30	\$ 14,568.07	\$ 174,816.80	\$ 347,050.10
		12	Restrooms	\$ 1,296.45	\$ 15,557.36	\$ 1,315.89	\$ 15,790.72	\$ 31,348.09
		12	Floors	\$ 2,603.41	\$ 31,240.91	\$ 2,642.46	\$ 31,709.52	\$ 62,950.43
		Hourly	Porter (238Hrs./Month)	\$ 26.42	\$ 75,467.50	\$ 26.82	\$ 76,599.51	\$ 152,067.01
		36,000	Pressure Cleaning (SQ. FT.)	\$ 0.05	\$ 1,892.70	\$ 0.05	\$ 1,892.70	\$ 3,785.40
		1	Windows	\$ 801.24	\$ 801.24	\$ 813.26	\$ 813.26	\$ 1,614.50
		1	Air Quality	\$ 3,786.78	\$ 3,786.78	\$ 3,843.58	\$ 3,843.58	\$ 7,630.36
		12	Cleaning Supplies	\$ 686.22	\$ 8,234.63	\$ 696.51	\$ 8,358.15	\$ 16,592.79
		12	Paper Products	\$ 857.77	\$ 10,293.26	\$ 870.64	\$ 10,447.66	\$ 20,740.92
		36,000	Carpet Cleaning - Deep (SQ. FT.)	\$ 0.06	\$ 2,271.24	\$ 0.06	\$ 2,271.24	\$ 4,542.48
		36,000	Electrostatic Disinfection (SQ. FT.)	\$ 0.04	\$ 1,514.16	\$ 0.04	\$ 1,514.16	\$ 3,028.32
		Total			\$ 323,293.09		\$ 328,057.31	\$ 651,350.40
22	NORTH WEST BRANCH 1580 N.W 3RD AVENUE POMPANO BEACH, FL 33060	12	Basic Cleaning	\$1,716.41	\$ 20,596.87	\$ 1,742.15	\$ 20,905.82	\$ 41,502.69
		12	Restrooms	\$ 155.15	\$ 1,861.79	\$ 157.48	\$ 1,889.71	\$ 3,751.50
		12	Floors	\$ 315.57	\$ 3,786.79	\$ 320.30	\$ 3,843.59	\$ 7,630.38
		9,000	Pressure Cleaning (SQ. FT.)	\$ 0.05	\$ 473.18	\$ 0.05	\$ 473.18	\$ 946.35
		1	Windows	\$ 801.24	\$ 801.24	\$ 813.26	\$ 813.26	\$ 1,614.50
		1	Air Quality	\$ 631.13	\$ 631.13	\$ 640.60	\$ 640.60	\$ 1,271.73
		12	Cleaning Supplies	\$ 85.78	\$ 1,029.38	\$ 87.07	\$ 1,044.82	\$ 2,074.19
		12	Paper Products	\$ 107.22	\$ 1,286.66	\$ 108.83	\$ 1,305.96	\$ 2,592.61
		9,000	Carpet Cleaning - Deep (SQ. FT.)	\$ 0.06	\$ 567.81	\$ 0.06	\$ 567.81	\$ 1,135.62
		9,000	Electrostatic Disinfection (SQ. FT.)	\$ 0.04	\$ 378.54	\$ 0.04	\$ 378.54	\$ 757.08
		Total			\$ 31,413.37		\$ 31,863.28	\$ 63,276.65
23	POMPANO BEACH BRANCH 1213 E. ATLANTIC BOULEVARD POMPANO BEACH, FL 33069	12	Basic Cleaning	\$4,541.10	\$ 54,493.23	\$ 4,609.22	\$ 55,310.63	\$ 109,803.86
		12	Restrooms	\$ 410.23	\$ 4,922.79	\$ 416.39	\$ 4,996.63	\$ 9,919.41
		12	Floors	\$ 815.21	\$ 9,782.48	\$ 827.44	\$ 9,929.22	\$ 19,711.70
		12,918	Pressure Cleaning (SQ. FT.)	\$ 0.05	\$ 679.16	\$ 0.05	\$ 679.16	\$ 1,358.33
		1	Windows	\$ 801.24	\$ 801.24	\$ 813.26	\$ 813.26	\$ 1,614.50
		1	Air Quality	\$ 1,262.26	\$ 1,262.26	\$ 1,281.20	\$ 1,281.20	\$ 2,543.46
		12	Cleaning Supplies	\$ 246.24	\$ 2,954.88	\$ 249.93	\$ 2,999.21	\$ 5,954.09
		12	Paper Products	\$ 307.80	\$ 3,693.54	\$ 312.41	\$ 3,748.94	\$ 7,442.49
		12,918	Carpet Cleaning - Deep (SQ. FT.)	\$ 0.06	\$ 815.00	\$ 0.06	\$ 815.00	\$ 1,629.99
		12,918	Electrostatic Disinfection (SQ. FT.)	\$ 0.04	\$ 543.33	\$ 0.04	\$ 543.33	\$ 1,086.66
		Total			\$ 79,947.92		\$ 81,116.58	\$ 161,064.50

ITEM NO.	FACILITY LOCATION	Annual Frequency	Annual Process	Unit Price	Annual	Unit Price	Annual	Two Year Total
24	RIVERLAND BRANCH 2710 W. DAVIE BLVD FORT LAUDERDALE, FL 33312	12	Basic Cleaning	\$1,865.86	\$ 22,390.26	\$ 1,893.84	\$ 22,726.12	\$ 45,116.38
		12	Restrooms	\$ 168.30	\$ 2,019.64	\$ 170.83	\$ 2,049.93	\$ 4,069.57
		12	Floors	\$ 341.86	\$ 4,102.36	\$ 346.99	\$ 4,163.90	\$ 8,266.26
		10,000	Pressure Cleaning (SQ. FT.)	\$ 0.05	\$ 525.75	\$ 0.05	\$ 525.75	\$ 1,051.50
		1	Windows	\$ 801.24	\$ 801.24	\$ 813.26	\$ 813.26	\$ 1,614.50
		1	Air Quality	\$ 631.13	\$ 631.13	\$ 640.60	\$ 640.60	\$ 1,271.73
		12	Cleaning Supplies	\$ 95.31	\$ 1,143.70	\$ 96.74	\$ 1,160.85	\$ 2,304.55
		12	Paper Products	\$ 119.13	\$ 1,429.62	\$ 120.92	\$ 1,451.06	\$ 2,880.68
		10,000	Carpet Cleaning - Deep (SQ. FT.)	\$ 0.06	\$ 630.90	\$ 0.06	\$ 630.90	\$ 1,261.80
		10,000	Electrostatic Disinfection (SQ. FT.)	\$ 0.04	\$ 420.60	\$ 0.04	\$ 420.60	\$ 841.20
		Total			\$ 34,095.20		\$ 34,582.97	\$ 68,678.18

Janitorial Services - Price Sheets - Branch Libraries - Agreement 1 (CBE Reserve)

25	STIRLING ROAD LIBRARY 3151 Stirling Road Hollywood, FL. 33020	12	Basic Cleaning	\$3,554.16	\$ 42,649.98	\$ 3,607.48	\$ 43,289.73	\$	85,939.70
		12	Restrooms	\$ 320.82	\$ 3,849.88	\$ 325.64	\$ 3,907.63	\$	7,757.50
		12	Floors	\$ 631.13	\$ 7,573.58	\$ 640.60	\$ 7,687.18	\$	15,260.76
		20,000	Pressure Cleaning (SQ. FT.)	\$ 0.05	\$ 1,051.50	\$ 0.05	\$ 1,051.50	\$	2,103.00
		1	Windows	\$ 801.24	\$ 801.24	\$ 813.26	\$ 813.26	\$	1,614.50
		1	Air Quality	\$ 946.70	\$ 946.70	\$ 960.90	\$ 960.90	\$	1,907.59
		12	Cleaning Supplies	\$ 190.62	\$ 2,287.39	\$ 193.48	\$ 2,321.70	\$	4,609.09
		12	Paper Products	\$ 238.27	\$ 2,859.24	\$ 241.84	\$ 2,902.13	\$	5,761.37
		20,000	Carpet Cleaning - Deep (SQ. FT.)	\$ 0.06	\$ 1,261.80	\$ 0.06	\$ 1,261.80	\$	2,523.60
		20,000	Electrostatic Disinfection (SQ. FT.)	\$ 0.04	\$ 841.20	\$ 0.04	\$ 841.20	\$	1,682.40
		Total			\$ 64,122.50		\$ 64,195.82	\$	129,159.52
26	SUNRISE DAN PEARL 10500 W. OAKLAND PARK BLVD SUNRISE, FL 33351	12	Basic Cleaning	\$3,554.16	\$ 42,649.98	\$ 3,607.48	\$ 43,289.73	\$	85,939.70
		12	Restrooms	\$ 320.82	\$ 3,849.88	\$ 325.64	\$ 3,907.63	\$	7,757.50
		12	Floors	\$ 631.13	\$ 7,573.58	\$ 640.60	\$ 7,687.18	\$	15,260.76
		20,000	Pressure Cleaning (SQ. FT.)	\$ 0.05	\$ 1,051.50	\$ 0.05	\$ 1,000.00	\$	2,051.50
		1	Windows	\$ 801.24	\$ 801.24	\$ 813.26	\$ 813.26	\$	1,614.50
		1	Air Quality	\$ 946.70	\$ 946.70	\$ 960.90	\$ 960.90	\$	1,907.59
		12	Cleaning Supplies	\$ 190.62	\$ 2,287.39	\$ 193.48	\$ 2,321.70	\$	4,609.09
		12	Paper Products	\$ 238.27	\$ 2,859.24	\$ 241.84	\$ 2,902.13	\$	5,761.37
		20,000	Carpet Cleaning - Deep (SQ. FT.)	\$ 0.06	\$ 1,261.80	\$ 0.06	\$ 1,200.00	\$	2,461.80
		20,000	Electrostatic Disinfection (SQ. FT.)	\$ 0.04	\$ 841.20	\$ 0.04	\$ 800.00	\$	1,641.20
		Total			\$ 64,122.50		\$ 64,882.52	\$	129,005.02
27	SOUTHWEST REGIONAL 16835 SHERIDAN STREET PEMBROKE PINES, FL 33331	12	Basic Cleaning	\$15,517.27	\$ 186,207.23	\$ 15,750.03	\$ 189,000.34	\$	375,207.57
		12	Restrooms	\$1,401.64	\$ 16,819.67	\$ 1,422.66	\$ 17,071.96	\$	33,891.63
		12	Floors	\$2,813.79	\$ 33,765.52	\$ 2,856.00	\$ 34,272.00	\$	68,037.51
		Hourly	Porter (152Hrs./Month)	\$ 26.42	\$ 48,197.73	\$ 26.82	\$ 48,920.70	\$	97,118.43
		39,000	Pressure Cleaning (SQ. FT.)	\$ 0.05	\$ 2,050.43	\$ 0.05	\$ 1,950.00	\$	4,000.43
		1	Windows	\$ 801.24	\$ 801.24	\$ 813.26	\$ 813.26	\$	1,614.50
		1	Air Quality	\$4,102.34	\$ 4,102.34	\$ 4,163.88	\$ 4,163.88	\$	8,266.22
		12	Cleaning Supplies	\$ 743.40	\$ 8,920.80	\$ 754.55	\$ 9,054.61	\$	17,975.41
		12	Paper Products	\$ 929.25	\$ 11,151.03	\$ 943.19	\$ 11,318.30	\$	22,469.33
		39,000	Carpet Cleaning - Deep (SQ. FT.)	\$ 0.06	\$ 2,460.51	\$ 0.06	\$ 2,340.00	\$	4,800.51
		39,000	Electrostatic Disinfection (SQ. FT.)	\$ 0.04	\$ 1,640.34	\$ 0.04	\$ 1,560.00	\$	3,200.34
		Total			\$ 316,116.84		\$ 320,465.05	\$	636,581.89

ITEM NO.	FACILITY LOCATION	Annual Frequency	Annual Process	Year 1		Year 2		Two Year Total	
				Unit Price	Annual	Unit Price	Annual		
28	TAMARAC BRANCH 8701 W. COMMERCIAL BOULEVARD TAMARAC FL, 33351	12	Basic Cleaning	\$6,112.51	\$ 73,350.07	\$ 6,204.19	\$ 74,450.33	\$	147,800.40
		12	Restrooms	\$ 552.24	\$ 6,626.85	\$ 560.52	\$ 6,726.25	\$	13,353.10
		12	Floors	\$1,104.47	\$ 13,253.69	\$ 1,121.04	\$ 13,452.50	\$	26,706.20
		30,000	Pressure Cleaning (SQ. FT.)	\$ 0.05	\$ 1,577.25	\$ 0.05	\$ 1,577.25	\$	3,154.50
		1	Windows	\$ 801.24	\$ 801.24	\$ 813.26	\$ 813.26	\$	1,614.50
		1	Air Quality	\$1,577.83	\$ 1,577.83	\$ 1,601.50	\$ 1,601.50	\$	3,179.32
		12	Cleaning Supplies	\$ 285.92	\$ 3,431.09	\$ 290.21	\$ 3,482.55	\$	6,913.64
		12	Paper Products	\$ 357.40	\$ 4,288.86	\$ 362.77	\$ 4,353.19	\$	8,642.05
		30,000	Carpet Cleaning - Deep (SQ. FT.)	\$ 0.06	\$ 1,892.70	\$ 0.06	\$ 1,892.70	\$	3,785.40
		30,000	Electrostatic Disinfection (SQ. FT.)	\$ 0.04	\$ 1,261.80	\$ 0.04	\$ 1,261.80	\$	2,523.60
		Total			\$ 108,061.38		\$ 109,611.33	\$	217,672.71

Janitorial Services - Price Sheets - Branch Libraries - Agreement 1 (CBE Reserve)

29	WESTON LIBRARY 4205 BONAVENTURE BLVD. Weston, FL 33332	12	Basic Cleaning	\$10,041.02	\$ 120,492.18	\$ 10,191.63	\$ 122,299.57	\$ 242,791.75
		12	Restrooms	\$ 907.24	\$ 10,886.94	\$ 920.85	\$ 11,050.24	\$ 21,937.18
		12	Floors	\$1,814.50	\$ 21,774.00	\$ 1,841.72	\$ 22,100.61	\$ 43,874.61
		Hourly	Porter (115Hrs./Month)	\$ 26.42	\$ 36,465.39	\$ 26.82	\$ 37,012.37	\$ 73,477.76
		25,000	Pressure Cleaning (SQ. FT.)	\$ 0.05	\$ 1,314.38	\$ 0.05	\$ 1,314.38	\$ 2,628.75
		1	Windows	\$ 801.24	\$ 801.24	\$ 813.26	\$ 813.26	\$ 1,614.50
		1	Air Quality	\$2,524.51	\$ 2,524.51	\$ 2,562.38	\$ 2,562.38	\$ 5,086.90
		12	Cleaning Supplies	\$ 476.54	\$ 5,718.48	\$ 483.69	\$ 5,804.25	\$ 11,522.73
		12	Paper Products	\$ 595.67	\$ 7,148.10	\$ 604.61	\$ 7,255.32	\$ 14,403.42
		25,000	Carpet Cleaning - Deep (SQ. FT.)	\$ 0.06	\$ 1,577.25	\$ 0.06	\$ 1,577.25	\$ 3,154.50
		25,000	Electrostatic Disinfection (SQ. FT.)	\$ 0.04	\$ 1,051.50	\$ 0.04	\$ 1,051.50	\$ 2,103.00
		Total			\$ 209,753.97		\$ 212,841.13	\$ 422,595.10
30	WEST REGIONAL LIBRARY 8601 W. BROWARD BLVD PLANTATION, FL 33324	12	Basic Cleaning	\$15,517.27	\$ 186,207.23	\$ 15,750.03	\$ 189,000.34	\$ 375,207.57
		12	Restrooms	\$ 1,401.64	\$ 16,819.67	\$ 1,422.66	\$ 17,071.96	\$ 33,891.63
		12	Floors	\$2,813.79	\$ 33,765.52	\$ 2,856.00	\$ 34,272.00	\$ 68,037.51
		Hourly	Porter (160Hrs./Month)	\$ 26.42	\$ 50,734.45	\$ 26.82	\$ 51,495.47	\$ 102,229.93
		39,000	Pressure Cleaning (SQ. FT.)	\$ 0.05	\$ 2,050.43	\$ 0.05	\$ 2,050.43	\$ 4,100.85
		1	Windows	\$ 801.24	\$ 801.24	\$ 813.26	\$ 813.26	\$ 1,614.50
		1	Air Quality	\$4,102.34	\$ 4,102.34	\$ 4,163.88	\$ 4,163.88	\$ 8,266.22
		12	Cleaning Supplies	\$ 743.40	\$ 8,920.80	\$ 754.55	\$ 9,054.61	\$ 17,975.41
		12	Paper Products	\$ 929.25	\$ 11,151.03	\$ 943.19	\$ 11,318.30	\$ 22,469.33
		39,000	Carpet Cleaning - Deep (SQ. FT.)	\$ 0.06	\$ 2,460.51	\$ 0.06	\$ 2,460.51	\$ 4,921.02
		39,000	Electrostatic Disinfection (SQ. FT.)	\$ 0.04	\$ 1,640.34	\$ 0.04	\$ 1,640.34	\$ 3,280.68
		Total			\$ 318,653.56		\$ 323,341.10	\$ 641,994.66
ITEM NO.	FACILITY LOCATION	Annual Frequency	Annual Process	Year 1		Year 2		Two Year Total
				Unit Price	Annual	Unit Price	Annual	
31	YOUNG AT ART - MUSEUM AREA 751 SW 121 AVENUE DAVIE, FL 33325	12	Basic Cleaning	\$8,413.39	\$ 100,960.66	\$ 8,539.59	\$ 102,475.07	\$ 203,435.72
		12	Restrooms	\$ 759.98	\$ 9,119.79	\$ 771.38	\$ 9,256.58	\$ 18,376.37
		12	Floors	\$1,525.23	\$ 18,302.79	\$ 1,548.11	\$ 18,577.33	\$ 36,880.12
		Hourly	Porter (243Hrs./Month)	\$ 26.42	\$ 77,052.95	\$ 26.82	\$ 78,208.75	\$ 155,261.70
		41,822	Pressure Cleaning (SQ. FT.)	\$ 0.05	\$ 2,198.79	\$ 0.05	\$ 2,198.79	\$ 4,397.58
		1	Windows	\$ 801.24	\$ 801.24	\$ 813.26	\$ 813.26	\$ 1,614.50
		1	Air Quality	\$2,208.96	\$ 2,208.96	\$ 2,242.09	\$ 2,242.09	\$ 4,451.05
		12	Cleaning Supplies	\$ 398.59	\$ 4,783.11	\$ 404.57	\$ 4,854.85	\$ 9,637.96
		12	Paper Products	\$ 498.24	\$ 5,978.91	\$ 505.72	\$ 6,068.60	\$ 12,047.51
		41,822	Carpet Cleaning - Deep (SQ. FT.)	\$ 0.06	\$ 2,638.55	\$ 0.06	\$ 2,638.55	\$ 5,277.10
		41,822	Electrostatic Disinfection (SQ. FT.)	\$ 0.04	\$ 1,759.03	\$ 0.04	\$ 1,759.03	\$ 3,518.07
		Total			\$ 225,804.78		\$ 229,092.90	\$ 454,897.68
32	YOUNG AT ART - LIBRARY AREA 751 SW 121 AVENUE DAVIE, FL 33325	12	Basic Cleaning	\$2,704.08	\$ 32,448.95	\$ 2,744.64	\$ 32,935.69	\$ 65,384.64
		12	Restrooms	\$ 244.56	\$ 2,934.69	\$ 248.23	\$ 2,978.71	\$ 5,913.41
		12	Floors	\$ 499.64	\$ 5,995.70	\$ 507.14	\$ 6,085.63	\$ 12,081.33
		Hourly	Porter (243Hrs./Month)	\$ 26.42	\$ 77,052.95	\$ 26.82	\$ 78,208.75	\$ 155,261.70
		18,178	Pressure Cleaning (SQ. FT.)	\$ 0.05	\$ 955.71	\$ 0.05	\$ 955.71	\$ 1,911.42
		1	Windows	\$ 801.24	\$ 801.24	\$ 813.26	\$ 813.26	\$ 1,614.50
		1	Air Quality	\$ 315.57	\$ 315.57	\$ 320.30	\$ 320.30	\$ 635.86
		12	Cleaning Supplies	\$ 173.26	\$ 2,079.07	\$ 175.85	\$ 2,110.25	\$ 4,189.32
		12	Paper Products	\$ 216.57	\$ 2,598.80	\$ 219.82	\$ 2,637.79	\$ 5,236.59
		18,178	Carpet Cleaning - Deep (SQ. FT.)	\$ 0.06	\$ 1,146.85	\$ 0.06	\$ 1,146.85	\$ 2,293.70
		18,178	Electrostatic Disinfection (SQ. FT.)	\$ 0.04	\$ 764.57	\$ 0.04	\$ 764.57	\$ 1,529.13
		Total			\$ 127,094.10		\$ 128,957.51	\$ 256,051.61

Janitorial Services - Price Sheets - Branch Libraries - Agreement 1 (CBE Reserve)

33	Lauderhill Central Park Library 3810 NW 11 Place Lauderhill, FL 33311	12	Basic Cleaning	\$ 2,038.97	\$ 24,467.69	\$ 2,069.56	\$ 24,834.71	\$ 49,302.40
		12	Restrooms	\$ 184.08	\$ 2,208.91	\$ 186.84	\$ 2,242.04	\$ 4,450.95
		12	Floors	\$ 368.16	\$ 4,417.94	\$ 373.68	\$ 4,484.21	\$ 8,902.15
		Hourly	Porter (200 Hrs./Month)	\$ 26.42	\$ 63,418.07	\$ 26.82	\$ 64,369.34	\$ 127,787.41
		11,000	Pressure Cleaning (SQ. FT.)	\$ 0.05	\$ 578.33	\$ 0.05	\$ 578.33	\$ 1,156.65
		1	Windows	\$ 801.24	\$ 801.24	\$ 813.26	\$ 813.26	\$ 1,614.50
		1	Air Quality	\$ 631.13	\$ 631.13	\$ 640.60	\$ 640.60	\$ 1,271.73
		12	Cleaning Supplies	\$ 104.83	\$ 1,258.01	\$ 106.41	\$ 1,276.88	\$ 2,534.90
		12	Paper Products	\$ 131.05	\$ 1,572.58	\$ 133.01	\$ 1,596.17	\$ 3,168.75
		11,000	Carpet Cleaning - Deep (SQ. FT.)	\$ 0.06	\$ 693.99	\$ 0.06	\$ 693.99	\$ 1,387.98
		11,000	Electrostatic Disinfection (SQ. FT.)	\$ 0.04	\$ 462.66	\$ 0.04	\$ 462.66	\$ 925.32
		Total			\$ 100,510.55		\$ 101,992.18	\$ 202,502.73
		Total (1) - Summary, all sites			\$3,160,662.23		\$3,204,368.40	\$ 6,366,783.78

ITEM NO.	FACILITY LOCATION	Annual Frequency	Annual Process	Unit Price	Annual	Unit Price	Annual	Two Year Total
				Per Hour	Annual	Per Hour	Annual	2 years
Additional Labor:								
	Project Supervisor		50 hrs.	\$ 42.06	\$ 2,103.00	\$ 42.69	\$ 2,134.55	\$ 4,237.55
	Site Supervisor		50 hrs.	\$ 31.55	\$ 1,577.25	\$ 32.02	\$ 1,600.91	\$ 3,178.16
	Full Time Service Crew		50 hrs.	\$ 27.34	\$ 1,366.95	\$ 27.75	\$ 1,387.45	\$ 2,754.40
	Part Time Service Crew		50 hrs.	\$ 27.34	\$ 1,366.95	\$ 27.75	\$ 1,387.45	\$ 2,754.40
	Porter Day/Night		50 hrs.	\$ 27.34	\$ 1,366.95	\$ 27.75	\$ 1,387.45	\$ 2,754.40
Emergency Services Labor:								
	Project Supervisor		50 hrs.	\$ 63.09	\$ 3,154.50	\$ 64.04	\$ 3,201.82	\$ 6,356.32
	Site Supervisor		50 hrs.	\$ 47.32	\$ 2,365.88	\$ 48.03	\$ 2,401.36	\$ 4,767.24
	Full Time Service Crew		50 hrs.	\$ 41.01	\$ 2,050.43	\$ 41.62	\$ 2,081.18	\$ 4,131.61
	Part Time Service Crew		50 hrs.	\$ 41.01	\$ 2,050.43	\$ 41.62	\$ 2,081.18	\$ 4,131.61
	Porter Day/Night		50 hrs.	\$ 41.01	\$ 2,050.43	\$ 41.62	\$ 2,081.18	\$ 4,131.61
	"Pass thru" (Services/Materials)				\$ 1,000.00		\$ 1,000.00	\$ 2,000.00
Total (2)					\$20,452.75	\$ 394.89	\$20,744.54	\$ 41,197.29

Grand Total - Whole Group
(Total 1 + Total 2)

\$3,181,114.98 \$3,225,112.94 \$ 6,407,981.07

**NOTE: IT IS AGREED THAT THE MINIMUM WAGE TO BE PAID TO ALL EMPLOYEES,
REGARDLESS OF THE NUMBER OF HOURS WORKED,
WILL BE THE CURRENT BROWARD COUNTY LIVING WAGE.**

YES	YES	Agree to the above statement.
NO		Disagree to the above statement.

NAME OF COMPANY: 1 Lee Support Services Inc

AUTHORIZED PERSON NAME: Walter Cooper

AUTHORIZED SIGNATURE: Walter Cooper

By signing this proposal sheet, your firm is agreeing to the terms and conditions of the invitation for proposal.
All buildings listed in the group must be priced for this proposal sheet to be determined responsive.

AUTHORIZED PERSON TITLE: President

DATE: 5/15/2021

**THIS SHEET MUST BE SIGNED AND MUST NOT BE ALTERED OR REVISED.
ANY REVISION TO THIS SHEET MAY RENDER THE PROPOSAL NON-RESPONSIVE.**

Janitorial Services - Price Sheets - Large Facilities - Group 1 - Agreement 2 (CBE Reserve)

ITEM NO.	FACILITY LOCATION	Annual Frequency	Annual Process	Year 1		Year 2		Two Year Total	
				Unit Price	Annual	Unit Price	Annual		
1	ALCOHOL& DRUG ABUSE - Booher 3275 N.W 99TH WAY CORAL SPRINGS FL, 33065	12	Basic Cleaning	\$ 9,218.44	\$ 110,621.25	\$ 9,356.71	\$ 112,280.57	\$	222,901.82
		12	Restrooms	\$ 835.24	\$ 10,022.86	\$ 847.77	\$ 10,173.20	\$	20,196.05
		12	Floors	\$ 1,665.09	\$ 19,981.11	\$ 1,690.07	\$ 20,280.82	\$	40,261.93
		Hourly	Porter (910Hrs./Month)	\$ 26.42	\$ 288,552.21	\$ 26.82	\$ 292,880.49	\$	581,432.70
		15,000	Pressure Cleaning (SQ. FT.)	\$ 0.05	\$ 788.63	\$ 0.05	\$ 788.63	\$	1,577.25
		1	Windows	\$ 792.73	\$ 792.73	\$ 804.62	\$ 804.62	\$	1,597.34
		1	Air Quality	\$ 1,611.38	\$ 1,611.38	\$ 1,635.55	\$ 1,635.55	\$	3,246.93
		12	Cleaning Supplies	\$ 285.92	\$ 3,431.09	\$ 290.21	\$ 3,482.55	\$	6,913.64
		12	Paper Products	\$ 357.40	\$ 4,288.86	\$ 362.77	\$ 4,353.19	\$	8,642.05
		15,000	Carpet Cleaning - Deep (SQ. FT.)	\$ 0.06	\$ 946.35	\$ 0.06	\$ 946.35	\$	1,892.70
		15,000	Electrostatic Disinfection (SQ. FT.)	\$ 0.04	\$ 630.90	\$ 0.04	\$ 630.90	\$	1,261.80
		Total			\$ 441,667.35		\$ 448,256.87	\$	889,924.22
2	Alcohol & Drug Abuse BARC CENTRAL 325 SW 28 STREET FORT LAUDERDALE FL 33315	12	Basic Cleaning	\$ 21,184.35	\$ 254,212.20	\$ 21,502.11	\$ 258,025.38	\$	512,237.58
		12	Restrooms	\$ 1,913.30	\$ 22,959.59	\$ 1,942.00	\$ 23,303.98	\$	46,263.57
		12	Floors	\$ 3,826.61	\$ 45,919.30	\$ 3,884.01	\$ 46,608.09	\$	92,527.39
		Hourly	Porter (455Hrs./Month)	\$ 26.42	\$ 144,276.10	\$ 26.82	\$ 146,440.25	\$	290,716.35
		25,084	Pressure Cleaning (SQ. FT.)	\$ 0.53	\$ 13,187.91	\$ 0.53	\$ 13,187.91	\$	26,375.83
		1	Windows	\$ 792.73	\$ 792.73	\$ 804.62	\$ 804.62	\$	1,597.34
		1	Air Quality	\$ 2,449.03	\$ 2,449.03	\$ 2,485.76	\$ 2,485.76	\$	4,934.79
		12	Cleaning Supplies	\$ 478.14	\$ 5,737.66	\$ 485.31	\$ 5,823.72	\$	11,561.38
		12	Paper Products	\$ 597.67	\$ 7,172.07	\$ 606.64	\$ 7,279.65	\$	14,451.72
		25,084	Carpet Cleaning - Deep (SQ. FT.)	\$ 0.06	\$ 1,582.55	\$ 0.06	\$ 1,582.55	\$	3,165.10
		25,084	Electrostatic Disinfection (SQ. FT.)	\$ 0.04	\$ 1,055.03	\$ 0.04	\$ 1,055.03	\$	2,110.07
		Total			\$ 499,344.16		\$ 506,596.94	\$	1,005,941.11
3	Alcohol & Drug Abuse EP MILLS CENTER 900 NW 31ST AVENUE Fort Lauderdale, Fl.33311	12	Basic Cleaning	\$ 11,630.86	\$ 139,570.35	\$ 11,805.33	\$ 141,663.90	\$	281,234.25
		12	Restrooms	\$ 1,052.77	\$ 12,633.27	\$ 1,068.56	\$ 12,822.77	\$	25,456.03
		12	Floors	\$ 2,094.80	\$ 25,137.58	\$ 2,126.22	\$ 25,514.64	\$	50,652.22
		Hourly	Porter (325Hrs./Month)	\$ 26.42	\$ 103,054.36	\$ 26.82	\$ 104,600.18	\$	207,654.54
		17,825	Pressure Cleaning (SQ. FT.)	\$ 0.05	\$ 937.15	\$ 0.05	\$ 937.15	\$	1,874.30
		1	Windows	\$ 792.73	\$ 792.73	\$ 804.62	\$ 804.62	\$	1,597.34
		1	Air Quality	\$ 2,900.49	\$ 2,900.49	\$ 2,944.00	\$ 2,944.00	\$	5,844.49
		12	Cleaning Supplies	\$ 509.68	\$ 6,116.20	\$ 517.33	\$ 6,207.94	\$	12,324.14
		12	Paper Products	\$ 637.09	\$ 7,645.12	\$ 646.65	\$ 7,759.80	\$	15,404.92
		17,825	Carpet Cleaning - Deep (SQ. FT.)	\$ 0.06	\$ 1,124.58	\$ 0.06	\$ 1,124.58	\$	2,249.16
		17,825	Electrostatic Disinfection (SQ. FT.)	\$ 0.04	\$ 749.72	\$ 0.04	\$ 749.72	\$	1,499.44
		Total			\$ 300,661.54		\$ 305,129.29	\$	605,790.82
4	Nancy J Cotterman Center 400 North East 4th Street Fort Lauderdale, Fl. 33301	12	Basic Cleaning	\$ 195.64	\$ 2,347.71	\$ 198.58	\$ 2,382.92	\$	4,730.63
		12	Restrooms	\$ 17.85	\$ 214.25	\$ 18.12	\$ 217.47	\$	431.72
		12	Floors	\$ 26.86	\$ 322.26	\$ 27.26	\$ 327.10	\$	649.36
		10,643	Pressure Cleaning (SQ. FT.)	\$ 0.05	\$ 559.56	\$ 0.05	\$ 559.56	\$	1,119.11
		1	Windows	\$ 792.73	\$ 792.73	\$ 804.62	\$ 804.62	\$	1,597.34
		1	Air Quality	\$0.00	\$ -	\$0.00	\$ -	\$	-
		12	Cleaning Supplies	\$ 102.93	\$ 1,235.18	\$ 104.48	\$ 1,253.70	\$	2,488.88
		12	Paper Products	\$ 10.73	\$ 128.70	\$ 10.89	\$ 130.63	\$	259.34
		10,643	Carpet Cleaning - Deep (SQ. FT.)	\$ 0.06	\$ 671.47	\$ 0.06	\$ 671.47	\$	1,342.93
		10,643	Electrostatic Disinfection (SQ. FT.)	\$ 0.04	\$ 447.64	\$ 0.04	\$ 447.64	\$	895.29
		Total			\$ 6,719.50		\$ 6,795.11	\$	13,514.60

Janitorial Services - Price Sheets - Large Facilities - Group 1 - Agreement 2 (CBE Reserve)

5	NJCC Administration 408 SE 4th Street Fort Lauderdale, FL 33316	12	Basic Cleaning	\$ 2,436.60	\$ 29,239.19	\$ 2,473.15	\$ 29,677.77	\$	58,916.96
		12	Restrooms	\$ 220.23	\$ 2,642.71	\$ 223.53	\$ 2,682.35	\$	5,325.07
		12	Floors	\$ 429.71	\$ 5,156.47	\$ 436.15	\$ 5,233.82	\$	10,390.29
		900	Pressure Cleaning (SQ. FT.)	\$ 0.05	\$ 47.32	\$ 0.05	\$ 47.32	\$	94.64
		1	Windows	\$ 792.73	\$ 792.73	\$ 804.62	\$ 804.62	\$	1,597.34
		1	Air Quality	\$ 644.55	\$ 644.55	\$ 654.22	\$ 654.22	\$	1,298.77
		12	Cleaning Supplies	\$ 101.44	\$ 1,217.26	\$ 102.96	\$ 1,235.52	\$	2,452.78
		12	Paper Products	\$ 126.80	\$ 1,521.60	\$ 128.70	\$ 1,544.43	\$	3,066.03
			Carpet Cleaning - Deep (SQ. FT.)	\$ 0.06	\$ 56.78	\$ 0.06	\$ 56.78	\$	113.56
		900	Electrostatic Disinfection (SQ. FT.)	\$ 0.04	\$ 37.85	\$ 0.04	\$ 37.85	\$	75.71
		Total			\$ 41,356.46		\$ 41,974.68	\$	83,331.14

Total (1) - Summary, all sites\$1,289,749.01\$1,308,752.89\$2,598,501.90

			Per Hour	Annual	Per Hour	Annual	2 years	
Additional Labor:								
Project Supervisor	50 hrs.		\$ 42.06	\$ 2,103.00	\$ 42.69	\$ 2,134.55	\$	4,237.55
Site Supervisor	50 hrs.		\$ 31.55	\$ 1,577.25	\$ 32.02	\$ 1,600.91	\$	3,178.16
Full Time Service Crew	50 hrs.		\$ 27.34	\$ 1,366.95	\$ 27.75	\$ 1,387.45	\$	2,754.40
Part Time Service Crew	50 hrs.		\$ 27.34	\$ 1,366.95	\$ 27.75	\$ 1,387.45	\$	2,754.40
Porter Day/Night	50 hrs.		\$ 27.34	\$ 1,366.95	\$ 27.75	\$ 1,387.45	\$	2,754.40
Emergency Services Labor:								
Project Supervisor	50 hrs.		\$ 63.09	\$ 3,154.50	\$ 64.04	\$ 3,201.82	\$	6,356.32
Site Supervisor	50 hrs.		\$ 47.32	\$ 2,365.88	\$ 48.03	\$ 2,401.36	\$	4,767.24
Full Time Service Crew	50 hrs.		\$ 41.01	\$ 2,050.43	\$ 41.62	\$ 2,081.18	\$	4,131.61
Part Time Service Crew	50 hrs.		\$ 41.01	\$ 2,050.43	\$ 41.62	\$ 2,081.18	\$	4,131.61
Porter Day/Night	50 hrs.		\$ 41.01	\$ 2,050.43	\$ 41.62	\$ 2,081.18	\$	4,131.61
"Pass thru" (Services/Materials)				\$ 1,000.00		\$ 1,000.00	\$	2,000.00
Total (2)				\$20,452.75		\$20,744.54	\$	41,197.29

Grand Total - Whole Group\$1,310,201.76\$1,329,497.43\$2,639,699.19
(Total 1 + Total 2)

NOTE: IT IS AGREED THAT THE MINIMUM WAGE TO BE PAID TO ALL EMPLOYEES,
REGARDLESS OF THE NUMBER OF HOURS WORKED,
WILL BE THE CURRENT BROWARD COUNTY LIVING WAGE.

	YES	YES	Agree to the above statement.
	NO		Disagree to the above statement.

NAME OF COMPANY: 1 Lee Support Services Inc

AUTHORIZED PERSON NAME: Walter Cooper

AUTHORIZED SIGNATURE: Walter Cooper

By signing this proposal sheet, your firm is agreeing to the terms and conditions of the invitation for proposal.
All buildings listed in the group must be priced for this proposal sheet to be determined responsive.

AUTHORIZED PERSON TITLE: PresidentDATE: 5/15/2021

THIS SHEET MUST BE SIGNED AND MUST NOT BE ALTERED OR REVISED.
ANY REVISION TO THIS SHEET MAY RENDER THE PROPOSAL NON-RESPONSIVE.

Janitorial Services - Price Sheets - Large Facilities - Group 2 - Agreement 3 (CBE Reserve)

ITEM NO.	FACILITY LOCATION	Annual Frequency	Annual Process	Year 1		Year 2		Two Year Total
				Unit Price	Annual	Unit Price	Annual	
1	West Government Center Annex One N. University Drive PLANTATION, FL 33324	12	Basic Cleaning	\$ 33,808.29	\$ 405,699.49	\$ 34,315.42	\$ 411,784.98	\$ 817,484.47
		12	Restrooms	\$ 3,043.75	\$ 36,524.95	\$ 3,089.40	\$ 37,072.82	\$ 73,597.77
		12	Floors	\$ 6,092.52	\$ 73,110.21	\$ 6,183.90	\$ 74,206.86	\$ 147,317.07
		41,837	Pressure Cleaning (SQ. FT.)	\$ 0.05	\$ 2,199.58	\$ 0.05	\$ 2,199.58	\$ 4,399.16
		1	Windows	\$ 792.73	\$ 792.73	\$ 804.62	\$ 804.62	\$ 1,597.34
		1	Air Quality	\$ 8,424.22	\$ 8,424.22	\$ 8,550.58	\$ 8,550.58	\$ 16,974.80
		12	Cleaning Supplies	\$ 1,594.58	\$ 19,134.94	\$ 1,618.50	\$ 19,421.97	\$ 38,556.91
		12	Paper Products	\$ 2,989.84	\$ 35,878.02	\$ 3,034.68	\$ 36,416.19	\$ 72,294.21
		41,827	Carpet Cleaning - Deep (SQ. FT.)	\$ 0.06	\$ 2,638.87	\$ 0.06	\$ 2,638.87	\$ 5,277.73
		41,827	Electrostatic Disinfection (SQ. FT.)	\$ 0.04	\$ 1,759.24	\$ 0.04	\$ 1,759.24	\$ 3,518.49
		Total			\$ 586,162.24		\$ 594,855.71	\$ 1,181,017.95
2	West Regional Courthouse 100 N. Pine Island Road Plantation, FL	12	Basic Cleaning	\$ 8,011.55	\$ 96,138.56	\$ 8,131.72	\$ 97,580.64	\$ 193,719.20
		12	Restrooms	\$ 722.08	\$ 8,664.91	\$ 732.91	\$ 8,794.88	\$ 17,459.79
		12	Floors	\$ 1,454.18	\$ 17,450.19	\$ 1,476.00	\$ 17,711.94	\$ 35,162.13
		13,842	Pressure Cleaning (SQ. FT.)	\$ 0.05	\$ 727.74	\$ 0.05	\$ 727.74	\$ 1,455.49
		1	Windows	\$ 792.73	\$ 792.73	\$ 804.62	\$ 804.62	\$ 1,597.34
		1	Air Quality	\$ 1,504.33	\$ 1,504.33	\$ 1,526.89	\$ 1,526.89	\$ 3,031.22
		12	Cleaning Supplies	\$ 263.86	\$ 3,166.36	\$ 267.82	\$ 3,213.86	\$ 6,380.22
		12	Paper Products	\$ 494.74	\$ 5,936.90	\$ 502.16	\$ 6,025.95	\$ 11,962.84
		13,842	Carpet Cleaning - Deep (SQ. FT.)	\$ 0.06	\$ 873.29	\$ 0.06	\$ 873.29	\$ 1,746.58
		13,842	Electrostatic Disinfection (SQ. FT.)	\$ 0.04	\$ 582.19	\$ 0.04	\$ 582.19	\$ 1,164.39
		Total			\$ 135,837.20		\$ 137,842.01	\$ 273,679.20
3	FACILITIES MAINTENANCE DISTRICT (C) 200 N. PINE ISLAND ROAD PLANTATION, FL	12	Basic Cleaning	\$ 331.30	\$ 3,975.55	\$ 336.27	\$ 4,035.19	\$ 8,010.74
		12	Restrooms	\$ 30.08	\$ 361.00	\$ 30.53	\$ 366.42	\$ 727.42
		12	Floors	\$ 50.15	\$ 601.75	\$ 50.90	\$ 610.78	\$ 1,212.53
		868	Pressure Cleaning (SQ. FT.)	\$ 0.05	\$ 45.64	\$ 0.05	\$ 45.64	\$ 91.27
		1	Windows	\$ 792.73	\$ 792.73	\$ 804.62	\$ 804.62	\$ 1,597.34
		1	Air Quality	\$ 0.00	\$ -	\$ 0.00	\$ -	\$ -
		12	Cleaning Supplies	\$ 8.28	\$ 99.30	\$ 8.40	\$ 100.79	\$ 200.10
		12	Paper Products	\$ 15.51	\$ 186.12	\$ 15.74	\$ 188.91	\$ 375.02
		868	Carpet Cleaning - Deep (SQ. FT.)	\$ 0.06	\$ 54.76	\$ 0.06	\$ 54.76	\$ 109.52
		868	Electrostatic Disinfection (SQ. FT.)	\$ 0.04	\$ 36.51	\$ 0.04	\$ 36.51	\$ 73.02
		Total			\$ 6,153.36		\$ 6,243.60	\$ 12,396.96
4	EMERGENCY OPERATIONS CENTER 8601 BROWARD BLVD PLANTATION, FL 33324	12	Basic Cleaning	\$ 8,606.44	\$ 103,277.32	\$ 8,735.54	\$ 104,826.48	\$ 208,103.80
		12	Restrooms	\$ 774.72	\$ 9,296.69	\$ 786.35	\$ 9,436.14	\$ 18,732.83
		12	Floors	\$ 1,554.46	\$ 18,653.57	\$ 1,577.78	\$ 18,933.37	\$ 37,586.94
		14,000	Pressure Cleaning (SQ. FT.)	\$ 0.05	\$ 736.05	\$ 0.05	\$ 736.05	\$ 1,472.10
		1	Windows	\$ 792.73	\$ 792.73	\$ 804.62	\$ 804.62	\$ 1,597.34
		1	Air Quality	\$ 2,106.06	\$ 2,106.06	\$ 2,137.65	\$ 2,137.65	\$ 4,243.71
		12	Cleaning Supplies	\$ 400.30	\$ 4,803.55	\$ 406.30	\$ 4,875.60	\$ 9,679.15
		12	Paper Products	\$ 750.55	\$ 9,006.60	\$ 761.81	\$ 9,141.70	\$ 18,148.30
		14,000	Carpet Cleaning - Deep (SQ. FT.)	\$ 0.06	\$ 883.26	\$ 0.06	\$ 883.26	\$ 1,766.52
		14,000	Electrostatic Disinfection (SQ. FT.)	\$ 0.04	\$ 588.84	\$ 0.04	\$ 588.84	\$ 1,177.68
		Total			\$ 150,144.66		\$ 152,363.71	\$ 302,508.37

Janitorial Services - Price Sheets - Large Facilities - Group 2 - Agreement 3 (CBE Reserve)

			Year 1		Year 2	
5 WEST REGIONAL MASS TRANSIT 100 N Pine Island Road Plantation, FL	12	Basic Cleaning	\$ 250.64	\$ 3,007.63	\$ 254.40	\$ 3,052.74
	12	Restrooms	\$ 22.57	\$ 270.78	\$ 22.90	\$ 274.84
	12	Floors	\$ 300.87	\$ 3,610.39	\$ 305.38	\$ 3,664.54
		Pressure Cleaning				
	140	(SQ. FT.)	\$ 0.05	\$ 7.36	\$ 0.05	\$ 7.36
	1	Windows	\$ 792.73	\$ 792.73	\$ 804.62	\$ 804.62
	1	Air Quality	\$0.00	\$ -	\$0.00	\$ -
	12	Cleaning Supplies	\$ 1.34	\$ 16.02	\$ 1.36	\$ 16.27
	12	Paper Products	\$ 2.50	\$ 30.03	\$ 2.54	\$ 30.48
		Carpet Cleaning -				
	140	Deep (SQ. FT.)	\$ 0.06	\$ 8.83	\$ 0.06	\$ 8.83
		Electrostatic				
	140	Disinfection (SQ. FT.)	\$ 0.04	\$ 5.89	\$ 0.04	\$ 5.89
Total				\$ 7,749.66		\$ 7,865.57
Total (1) - Summary, all sites				\$ 886,047.12		\$ 899,170.60
						\$ 1,785,217.72

			Year 1		Year 2	
			Per Hour	Annual	Per Hour	Annual
						2 years
Additional Labor:						
Project Supervisor	50 hrs.		\$ 42.06	\$ 2,103.00	\$ 42.69	\$ 2,134.55
Site Supervisor	50 hrs.		\$ 31.55	\$ 1,577.25	\$ 32.02	\$ 1,600.91
Full Time Service Crew	50hrs		\$ 27.34	\$ 1,366.95	\$ 27.75	\$ 1,387.45
Part Time Service Crew	50 hrs.		\$ 27.34	\$ 1,366.95	\$ 27.75	\$ 1,387.45
Porter Day/Night	50 hrs.		\$ 27.34	\$ 1,366.95	\$ 27.75	\$ 1,387.45
Emergency Services Labor:						
Project Supervisor	50 hrs.		\$ 63.09	\$ 3,154.50	\$ 64.04	\$ 3,201.82
Site Supervisor	50 hrs.		\$ 47.32	\$ 2,365.88	\$ 48.03	\$ 2,401.36
Full Time Service Crew	50 hrs.		\$ 41.01	\$ 2,050.43	\$ 41.62	\$ 2,081.18
Part Time Service Crew	50 hrs.		\$ 41.01	\$ 2,050.43	\$ 41.62	\$ 2,081.18
Porter Day/Night	50 hrs.		\$ 41.01	\$ 2,050.43	\$ 41.62	\$ 2,081.18
"Pass thru" (Services/Materials)				\$ 1,000.00		\$ 1,000.00
Total (2)				\$ 20,452.75		\$ 20,744.54
						\$ 41,197.29

Grand Total - Whole Group
(Total 1 + Total 2)

\$906,499.87 \$919,915.14 \$1,826,415.01

**NOTE: IT IS AGREED THAT THE MINIMUM WAGE TO BE PAID TO ALL EMPLOYEES,
REGARDLESS OF THE NUMBER OF HOURS WORKED,
WILL BE THE CURRENT BROWARD COUNTY LIVING WAGE.**

YES YES

Agree to the above statement.

NO

Disagree to the above statement.

NAME OF COMPANY: 1 Lee Support Services Inc

AUTHORIZED PERSON NAME: Walter Cooper

AUTHORIZED SIGNATURE: Walter Cooper

By signing this proposal sheet, your firm is agreeing to the terms and conditions of the invitation for proposal.

All buildings listed in the group must be priced for this proposal sheet to be determined responsive.

AUTHORIZED PERSON TITLE: President

DATE: 5/15/2021

**THIS SHEET MUST BE SIGNED AND MUST NOT BE ALTERED OR REVISED.
ANY REVISION TO THIS SHEET MAY RENDER THE PROPOSAL NON-RESPONSIVE.**

Janitorial Services - Price Sheets - Large Facilities - Group 3 - Agreement 4 (CBE Reserve)

ITEM NO.	FACILITY LOCATION	Annual Frequency	Annual Process	Year 1		Year 2		Two Year Total
				Unit		Unit		
				Price	Annual	Price	Annual	
1	PUBLIC SAFETY BUILDING 2601 W. BROWARD BLVD. FT. LAUDERDALE, FL 33311	12	Basic Cleaning	\$ 72,279.04	\$ 867,348.45	\$ 73,363.22	\$ 880,358.68	\$ 1,747,707.13
		12	Restrooms	\$ 6,511.54	\$ 78,138.48	\$ 6,609.21	\$ 79,310.56	\$ 157,449.04
		12	Floors	\$ 13,018.09	\$ 156,217.02	\$ 13,213.36	\$ 158,560.28	\$ 314,777.30
			Pressure Cleaning (SQ. FT.)	\$ 0.05	\$ 2,702.36	\$ 0.05	\$ 2,702.36	\$ 5,404.71
		51,400	Windows	\$ 792.73	\$ 792.73	\$ 804.62	\$ 804.62	\$ 1,597.34
		1	Air Quality	\$ 12,893.16	\$ 12,893.16	\$ 13,086.55	\$ 13,086.55	\$ 25,979.71
		12	Cleaning Supplies	\$ 2,449.42	\$ 29,393.00	\$ 2,486.16	\$ 29,833.90	\$ 59,226.90
		12	Paper Products	\$ 3,061.77	\$ 36,741.22	\$ 3,107.69	\$ 37,292.34	\$ 74,033.56
			Carpet Cleaning - Deep (SQ. FT.)	\$ 0.06	\$ 3,242.83	\$ 0.06	\$ 3,242.83	\$ 6,485.65
		51,400	Electrostatic Disinfection (SQ. FT.)	\$ 0.04	\$ 2,161.88	\$ 0.04	\$ 2,161.88	\$ 4,323.77
		51,400						
			Total		\$1,189,631.12		\$1,207,353.98	\$ 2,396,985.10
2	B.S.O. DISTRICT STATION #5 2601 W. BROWARD BLVD. FT. LAUDERDALE, FL 33311	12	Basic Cleaning	\$ 4,970.22	\$ 59,642.64	\$ 5,044.77	\$ 60,537.28	\$ 120,179.91
		12	Restrooms	\$ 447.27	\$ 5,367.19	\$ 453.98	\$ 5,447.70	\$ 10,814.89
		12	Floors	\$ 899.53	\$ 10,794.32	\$ 913.02	\$ 10,956.24	\$ 21,750.56
			Pressure Cleaning (SQ. FT.)	\$ 0.05	\$ 1,261.80	\$ 0.05	\$ 1,261.80	\$ 2,523.60
		24,000	Windows	\$ 792.73	\$ 792.73	\$ 804.62	\$ 804.62	\$ 1,597.34
		1	Air Quality	\$ 1,199.36	\$ 1,199.36	\$ 1,217.35	\$ 1,217.35	\$ 2,416.71
		1	Cleaning Supplies	\$ 228.74	\$ 2,744.92	\$ 232.17	\$ 2,786.09	\$ 5,531.01
		12	Paper Products	\$ 285.92	\$ 3,431.09	\$ 290.21	\$ 3,482.55	\$ 6,913.64
			Carpet Cleaning - Deep (SQ. FT.)	\$ 0.06	\$ 1,514.16	\$ 0.06	\$ 1,514.16	\$ 3,028.32
		24,000	Electrostatic Disinfection (SQ. FT.)	\$ 0.04	\$ 1,009.44	\$ 0.04	\$ 1,009.44	\$ 2,018.88
		24,000						
			Total		\$ 87,757.64		\$ 89,017.23	\$ 176,774.87
3	BSO UNIFORM SERVICE CENTER 143 NW 25 TERRACE FT. LAUDERDALE, FL 33311	12	Basic Cleaning	\$ 1,748.92	\$ 20,987.01	\$ 1,775.15	\$ 21,301.82	\$ 42,288.83
		12	Restrooms	\$ 157.42	\$ 1,889.04	\$ 159.78	\$ 1,917.38	\$ 3,806.42
		12	Floors	\$ 324.83	\$ 3,897.95	\$ 329.70	\$ 3,956.42	\$ 7,854.37
			Pressure Cleaning (SQ. FT.)	\$ 0.05	\$ 357.51	\$ 0.05	\$ 357.51	\$ 715.02
		6,800	Windows	\$ 792.73	\$ 792.73	\$ 804.62	\$ 804.62	\$ 1,597.34
		1	Air Quality	\$ 299.85	\$ 299.85	\$ 304.34	\$ 304.34	\$ 604.19
		1	Cleaning Supplies	\$ 64.81	\$ 777.77	\$ 65.79	\$ 789.44	\$ 1,567.21
		12	Paper Products	\$ 81.01	\$ 972.09	\$ 82.22	\$ 986.67	\$ 1,958.76
			Carpet Cleaning - Deep (SQ. FT.)	\$ 0.06	\$ 429.01	\$ 0.06	\$ 429.01	\$ 858.02
		6,800	Disinfection (SQ. FT.)	\$ 0.04	\$ 286.01	\$ 0.04	\$ 286.01	\$ 572.02
		6,800						
			Total		\$ 30,688.97		\$ 31,133.22	\$ 61,822.19
4	BSO DEFENSIVE TACTICS BUILDING 2601 W BROWARD BLVD. FORT LAUDERDALE, FL 33311	12	Basic Cleaning	\$ 1,748.92	\$ 20,987.01	\$ 1,775.15	\$ 21,301.82	\$ 42,288.83
		12	Restrooms	\$ 157.42	\$ 1,889.04	\$ 159.78	\$ 1,917.38	\$ 3,806.42
		12	Floors	\$ 324.83	\$ 3,897.95	\$ 329.70	\$ 3,956.42	\$ 7,854.37
			Pressure Cleaning (SQ. FT.)	\$ 0.05	\$ 420.60	\$ 0.05	\$ 420.60	\$ 841.20
		8,000	Windows	\$ 792.73	\$ 792.73	\$ 804.62	\$ 804.62	\$ 1,597.34
		1	Air Quality	\$ 299.85	\$ 299.85	\$ 304.34	\$ 304.34	\$ 604.19
		1	Cleaning Supplies	\$ 76.24	\$ 914.93	\$ 77.39	\$ 928.66	\$ 1,843.59
		12	Paper Products	\$ 95.31	\$ 1,143.70	\$ 96.74	\$ 1,160.85	\$ 2,304.55
			Carpet Cleaning - Deep (SQ. FT.)	\$ 0.06	\$ 504.72	\$ 0.06	\$ 504.72	\$ 1,009.44
		8,000	Electrostatic Disinfection (SQ. FT.)	\$ 0.04	\$ 336.48	\$ 0.04	\$ 336.48	\$ 672.96
		8,000						
			Total		\$ 31,187.01		\$ 31,635.88	\$ 62,822.89

Janitorial Services - Price Sheets - Large Facilities - Group 3 - Agreement 4 (CBE Reserve)									
5 BSO TECHNOLOGY SERVICE CENTER 2601 W. BROWARD BLVD. FT. LAUDERDALE, FL 33311	12	Basic Cleaning	\$ 1,748.92	\$ 20,987.01	\$ 1,775.15	\$ 21,301.82	\$	42,288.83	
	12	Restrooms	\$ 157.42	\$ 1,889.04	\$ 159.78	\$ 1,917.38	\$	3,806.42	
	12	Floors	\$ 324.83	\$ 3,897.95	\$ 329.70	\$ 3,956.42	\$	7,854.37	
		Pressure Cleaning (SQ. FT.)	\$ 0.05	\$ 420.60	\$ 0.05	\$ 420.60	\$	841.20	
	8,000	Windows	\$ 792.73	\$ 792.73	\$ 804.62	\$ 804.62	\$	1,597.34	
	1	Air Quality	\$ 299.85	\$ 299.85	\$ 304.34	\$ 304.34	\$	604.19	
	12	Cleaning Supplies	\$ 76.24	\$ 914.93	\$ 77.39	\$ 928.66	\$	1,843.59	
	12	Paper Products	\$ 95.31	\$ 1,143.70	\$ 96.74	\$ 1,160.85	\$	2,304.55	
		Carpet Cleaning - Deep (SQ. FT.)	\$ 0.06	\$ 504.72	\$ 0.06	\$ 504.72	\$	1,009.44	
		Electrostatic Disinfection (SQ. FT.)	\$ 0.04	\$ 336.48	\$ 0.04	\$ 336.48	\$	672.96	
	8,000								
	Total			\$ 31,187.01		\$ 31,635.88	\$	62,822.89	
	Total (1) - Summary, all sites				\$1,370,451.75		\$1,390,776.19	\$	2,761,227.94
			Year 1		Year 2				
			Per Hour	Annual	Per Hour	Annual	2 years		
Additional Labor:									
Project Supervisor 50 hrs.			\$ 42.06	\$ 2,103.00	\$ 42.69	\$ 2,134.55	\$	4,237.55	
Site Supervisor 50 hrs.			\$ 31.55	\$ 1,577.25	\$ 32.02	\$ 1,600.91	\$	3,178.16	
Full Time Service Crew 50 hrs.			\$ 27.34	\$ 1,366.95	\$ 27.75	\$ 1,387.45	\$	2,754.40	
Part Time Service Crew 50 hrs.			\$ 27.34	\$ 1,366.95	\$ 27.75	\$ 1,387.45	\$	2,754.40	
Porter Day/Night 50 hrs.			\$ 27.34	\$ 1,366.95	\$ 27.75	\$ 1,387.45	\$	2,754.40	
Emergency Services Labor:									
Project Supervisor 50 hrs.			\$ 63.09	\$ 3,154.50	\$ 64.04	\$ 3,201.82	\$	6,356.32	
Site Supervisor 50 hrs.			\$ 47.32	\$ 2,365.88	\$ 48.03	\$ 2,401.36	\$	4,767.24	
Full Time Service Crew 50 hrs.			\$ 41.01	\$ 2,050.43	\$ 41.62	\$ 2,081.18	\$	4,131.61	
Part Time Service Crew 50 hrs.			\$ 41.01	\$ 2,050.43	\$ 41.62	\$ 2,081.18	\$	4,131.61	
Porter Day/Night 50 hrs.			\$ 41.01	\$ 2,050.43	\$ 41.62	\$ 2,081.18	\$	4,131.61	
"Pass thru" (Services/Materials)				\$ 1,000.00		\$ 1,000.00	\$	2,000.00	
Total (2)				\$20,452.75		\$20,744.54	\$	41,197.29	
Grand Total - Whole Group (Total 1 + Total 2)				\$1,390,904.50		\$1,411,520.74	\$	2,802,425.23	
NOTE: IT IS AGREED THAT THE MINIMUM WAGE TO BE PAID TO ALL EMPLOYEES, REGARDLESS OF THE NUMBER OF HOURS WORKED, WILL BE THE CURRENT BROWARD COUNTY LIVING WAGE.									
			YES	YES	Agree to the above statement.				
			NO		Disagree to the above statement.				
NAME OF COMPANY:			1 Lee Support Services Inc						
AUTHORIZED PERSON NAME:			Walter Cooper						
AUTHORIZED SIGNATURE:			Walter Cooper						
By signing this proposal sheet, your firm is agreeing to the terms and conditions of the invitation for proposal. All buildings listed in the group must be priced for this proposal sheet to be determined responsive.									
AUTHORIZED PERSON TITLE:			President			DATE: 5/15/2021			
THIS SHEET MUST BE SIGNED AND MUST NOT BE ALTERED OR REVISED. ANY REVISION TO THIS SHEET MAY RENDER THE PROPOSAL NON-RESPONSIVE.									

Janitorial Services - Price Sheets - Large Facilities - Group 4 - Agreement 5 (CBE Reserve)

ITEM NO.	FACILITY LOCATION	Annual Frequency	Annual Process	Year 1		Year 2		Two Year Total		
				Unit		Unit				
				Price	Annual	Price	Annual			
1	MASS TRANSIT NORTH 3201 Copans Rd. POMPANO BEACH, FL	12	Basic Cleaning	\$ 12,959.40	\$155,512.81	\$ 13,153.79	\$157,845.50	\$ 313,358.32		
		12	Restrooms	\$ 1,171.82	\$ 14,061.88	\$ 1,189.40	\$ 14,272.81	\$ 28,334.68		
		12	Floors	\$ 2,343.66	\$ 28,123.88	\$ 2,378.81	\$ 28,545.74	\$ 56,669.62		
			Porter (450 per month)	\$ 26.42	\$142,690.65	\$ 26.82	\$144,831.01	\$ 287,521.67		
		Hourly	Pressure Cleaning (SQ. FT.)	\$ 0.05	\$ 920.06	\$ 0.05	\$ 920.06	\$ 1,840.13		
		1	Windows	\$ 660.60	\$ 660.60	\$ 670.51	\$ 670.51	\$ 1,331.12		
		1	Air Quality	\$ 1,874.93	\$ 1,874.93	\$ 1,903.05	\$ 1,903.05	\$ 3,777.98		
		12	Cleaning Supplies	\$ 333.58	\$ 4,002.93	\$ 338.58	\$ 4,062.98	\$ 8,065.91		
		12	Paper Products	\$ 416.97	\$ 5,003.67	\$ 423.23	\$ 5,078.72	\$ 10,082.39		
		17,500	Carpet Cleaning - Deep (SQ. FT.)	\$ 0.06	\$ 1,104.08	\$ 0.06	\$ 1,104.08	\$ 2,208.15		
			Electrostatic Disinfection (SQ. FT.)	\$ 0.04	\$ 736.05	\$ 0.04	\$ 736.05	\$ 1,472.10		
		17,500								
		Total		\$354,691.55		\$359,970.52	\$ 714,662.07			
		2	MASS TRANSIT SOUTH 5440 Ravenswood Rd. FT. LAUDERDALE, FL	12	Basic Cleaning	\$ 12,946.14	\$155,353.70	\$ 13,140.33	\$157,684.00	\$ 313,037.70
12	Restrooms			\$ 1,171.82	\$ 14,061.88	\$ 1,189.40	\$ 14,272.81	\$ 28,334.68		
12	Floors			\$ 2,343.66	\$ 28,123.88	\$ 2,378.81	\$ 28,545.74	\$ 56,669.62		
	Porter (450 per month)			\$ 26.42	\$142,690.65	\$ 26.82	\$144,831.01	\$ 287,521.67		
Hourly	Pressure Cleaning (SQ. FT.)			\$ 0.05	\$ 549.41	\$ 0.05	\$ 549.41	\$ 1,098.82		
10,450	Windows			\$ 660.60	\$ 660.60	\$ 670.51	\$ 670.51	\$ 1,331.12		
1	Air Quality			\$ 937.46	\$ 937.46	\$ 951.53	\$ 951.53	\$ 1,888.99		
1	Cleaning Supplies			\$ 199.20	\$ 2,390.35	\$ 202.18	\$ 2,426.21	\$ 4,816.56		
12	Paper Products			\$ 249.00	\$ 2,987.94	\$ 252.73	\$ 3,032.76	\$ 6,020.70		
12	Carpet Cleaning - Deep (SQ. FT.)			\$ 0.06	\$ 659.29	\$ 0.06	\$ 659.29	\$ 1,318.58		
10,450	Electrostatic Disinfection (SQ. FT.)			\$ 0.04	\$ 439.53	\$ 0.04	\$ 439.53	\$ 879.05		
10,450										
Total				\$348,854.70		\$354,062.80	\$ 702,917.51			
3	MASS TRANSIT Lauderhill Mass Trans. 1359 NW 40th Avenue Lauderhill, FL. 33310			12	Basic Cleaning	\$ 4,797.79	\$57,573.54	\$ 4,869.76	\$ 58,437.14	\$ 116,010.68
		12	Restrooms	\$ 520.81	\$ 6,249.70	\$ 528.62	\$ 6,343.44	\$ 12,593.14		
		12	Floors	\$ 130.21	\$ 1,562.49	\$ 132.16	\$ 1,585.92	\$ 3,148.41		
			Porter (1095 per month)	\$ 26.42	\$347,213.92	\$ 26.82	\$352,422.13	\$ 699,636.05		
		Hourly	Pressure Cleaning (SQ. FT.)	\$ 0.05	\$ 155.25	\$ 0.05	\$ 155.25	\$ 310.51		
		2,953	Windows	\$ 660.60	\$ 660.60	\$ 670.51	\$ 670.51	\$ 1,331.12		
		1	Air Quality	\$ 312.48	\$ 312.48	\$ 317.17	\$ 317.17	\$ 629.66		
		1	Cleaning Supplies	\$ 28.15	\$ 337.78	\$ 28.57	\$ 342.85	\$ 680.63		
		12	Paper Products	\$ 35.18	\$ 422.20	\$ 35.71	\$ 428.53	\$ 850.73		
		12	Carpet Cleaning - Deep (SQ. FT.)	\$ 0.06	\$ 186.30	\$ 0.06	\$ 186.30	\$ 372.61		
		2,953	Electrostatic Disinfection (SQ. FT.)	\$ 0.04	\$ 124.20	\$ 0.04	\$ 124.20	\$ 248.41		
		2,953								
		Total		\$414,798.47		\$421,013.47	\$ 835,811.94			
		4	MASS TRANSIT LAUDERHILL MASS TRANS. 4221 NW 12th Street Lauderhill, FL	12	Basic Cleaning	\$ 579.21	\$ 6,950.50	\$ 587.90	\$ 7,054.76	\$ 14,005.26
12	Restrooms			\$ 52.08	\$ 624.97	\$ 52.86	\$ 634.34	\$ 1,259.31		
12	Floors			\$ 104.16	\$ 1,249.94	\$ 105.72	\$ 1,268.69	\$ 2,518.63		
	Pressure Cleaning (SQ. FT.)			\$ 0.05	\$ 66.24	\$ 0.05	\$ 66.24	\$ 132.49		
1,260	Windows			\$ 660.60	\$ 660.60	\$ 670.51	\$ 670.51	\$ 1,331.12		
1	Air Quality			\$0.00	\$ -	\$0.00	\$ -	\$ -		
1	Cleaning Supplies			\$ 12.01	\$ 144.10	\$ 12.19	\$ 146.26	\$ 290.36		
12	Paper Products			\$ 15.02	\$ 180.19	\$ 15.24	\$ 182.89	\$ 363.07		
12	Carpet Cleaning - Deep (SQ. FT.)			\$ 0.06	\$ 79.49	\$ 0.06	\$ 79.49	\$ 158.99		
1,260	Electrostatic Disinfection (SQ. FT.)			\$ 0.04	\$ 53.00	\$ 0.04	\$ 53.00	\$ 105.99		
1,260										
Total				\$ 10,009.03		\$ 10,156.18	\$ 20,165.21			
Total (1) - Summary, all sites					\$1,128,353.76		\$1,145,202.97	\$ 2,273,556.73		

Janitorial Services - Price Sheets - Large Facilities - Group 4 - Agreement 5 (CBE Reserve)

		Per Hour	Annual	Per Hour	Annual	2 years
Additional Labor:						
Project Supervisor	50 hrs.	\$ 42.06	\$ 2,103.00	\$ 42.69	\$ 2,134.55	\$ 4,237.55
Site Supervisor	50 hrs.	\$ 31.55	\$ 1,577.25	\$ 32.02	\$ 1,600.91	\$ 3,178.16
Full Time Service Crew	50 hrs.	\$ 27.34	\$ 1,366.95	\$ 27.75	\$ 1,387.45	\$ 2,754.40
Part Time Service Crew	50 hrs.	\$ 27.34	\$ 1,366.95	\$ 27.75	\$ 1,387.45	\$ 2,754.40
Porter Day/Night	50 hrs.	\$ 27.34	\$ 1,366.95	\$ 27.75	\$ 1,387.45	\$ 2,754.40
Emergency Services Labor:						
Project Supervisor	50 hrs.	\$ 63.09	\$ 3,154.50	\$ 64.04	\$ 3,201.82	\$ 6,356.32
Site Supervisor	50 hrs.	\$ 47.32	\$ 2,365.88	\$ 48.03	\$ 2,401.36	\$ 4,767.24
Full Time Service Crew	50 hrs.	\$ 41.01	\$ 2,050.43	\$ 41.62	\$ 2,081.18	\$ 4,131.61
Part Time Service Crew	50 hrs.	\$ 41.01	\$ 2,050.43	\$ 41.62	\$ 2,081.18	\$ 4,131.61
Porter Day/Night	50 hrs.	\$ 41.01	\$ 2,050.43	\$ 41.62	\$ 2,081.18	\$ 4,131.61
"Pass thru" (Services/Materials)			\$ 1,000.00		\$ 1,000.00	\$ 2,000.00
Total (2)			\$20,452.75		\$20,744.54	\$ 41,197.29

Grand Total - Whole Group

\$1,148,806.51

\$1,165,947.51

\$ 2,314,754.02

(Total 1 + Total 2)

**NOTE: IT IS AGREED THAT THE MINIMUM WAGE TO BE PAID TO ALL EMPLOYEES,
REGARDLESS OF THE NUMBER OF HOURS WORKED,
WILL BE THE CURRENT BROWARD COUNTY LIVING WAGE.**

YES YES

Agree to the above statement.

NO

Disagree to the above statement.

NAME OF COMPANY:1 Lee Support Services Inc**AUTHORIZED PERSON NAME:**Walter Coopeer**AUTHORIZED SIGNATURE:**Walter Cooper

By signing this proposal sheet, your firm is agreeing to the terms and conditions of the invitation for proposal.

All buildings listed in the group must be priced for this proposal sheet to be determined responsive.

AUTHORIZED PERSON TITLE:President**DATE:** 5/15/2021

**THIS SHEET MUST BE SIGNED AND MUST NOT BE ALTERED OR REVISED.
ANY REVISION TO THIS SHEET MAY RENDER THE PROPOSAL NON-RESPONSIVE.**

Janitorial Services - Price Sheets - Large Facilities - Group 5 - Agreement 6 (SBE Reserve)

ITEM NO.	FACILITY LOCATION	Annual Frequency	Annual Process	Year 1		Year 2		Two Year Total
				Unit Price	Annual	Unit Price	Annual	
<u>1</u>	MEDICAL EXAMINER 5301 S.W. 31ST AVE. FORT LAUDERDALE, FL 33312	12	Basic Cleaning	\$ 4,233.92	\$ 50,807.06	\$ 4,297.43	\$ 51,569.16	\$102,376.22
		12	Restrooms	\$ 386.61	\$ 4,639.37	\$ 392.41	\$ 4,708.96	\$9,348.33
		12	Floors	\$ 785.31	\$ 9,423.75	\$ 797.09	\$ 9,565.10	\$18,988.85
		17,000	Pressure Cleaning (SQ. FT.)	\$ 0.05	\$ 878.65	\$ 0.05	\$ 878.65	\$1,757.29
		1	Windows	\$ 519.54	\$ 519.54	\$ 527.33	\$ 527.33	\$1,046.87
		1	Air Quality	\$ 1,087.36	\$ 1,087.36	\$ 1,103.67	\$ 1,103.67	\$2,191.03
		12	Cleaning Supplies	\$ 159.28	\$ 1,911.39	\$ 161.67	\$ 1,940.06	\$3,851.46
		12	Paper Products	\$ 298.66	\$ 3,583.88	\$ 303.14	\$ 3,637.64	\$7,221.52
		17,000	Carpet Cleaning - Deep (SQ. FT.)	\$ 0.06	\$ 1,054.37	\$ 0.06	\$ 1,054.37	\$2,108.75
		17,000	Electrostatic Disinfection (SQ. FT.)	\$ 0.04	\$ 702.92	\$ 0.04	\$ 702.92	\$1,405.83
		Total			\$ 74,608.28		\$ 75,687.86	\$150,296.14
<u>2</u>	HIGHWAY & BRIDGES BUILDING A - ADMINISTRATION 1600 BLOUNT ROAD POMPANO BEACH, FL 33069	12	Basic Cleaning	\$ 1,020.49	\$ 12,245.87	\$ 1,035.80	\$ 12,429.56	\$24,675.43
		12	Restrooms	\$ 93.63	\$ 1,123.59	\$ 95.04	\$ 1,140.44	\$2,264.03
		12	Floors	\$ 181.23	\$ 2,174.74	\$ 183.95	\$ 2,207.36	\$4,382.10
		3,500	Pressure Cleaning (SQ. FT.)	\$ 0.05	\$ 180.90	\$ 0.05	\$ 180.90	\$ 361.80
		1	Windows	\$ 519.54	\$ 519.54	\$ 527.33	\$ 527.33	\$1,046.87
		1	Air Quality	\$ 362.46	\$ 362.46	\$ 367.89	\$ 367.89	\$ 730.35
		12	Cleaning Supplies	\$ 32.79	\$ 393.47	\$ 33.28	\$ 399.37	\$ 792.84
		12	Paper Products	\$ 61.48	\$ 737.81	\$ 62.41	\$ 748.88	\$1,486.69
		3,500	Carpet Cleaning - Deep (SQ. FT.)	\$ 0.06	\$ 217.08	\$ 0.06	\$ 217.08	\$ 434.15
		3,500	Electrostatic Disinfection (SQ. FT.)	\$ 0.04	\$ 144.72	\$ 0.04	\$ 144.72	\$ 289.44
		Total			\$ 18,100.17		\$ 18,363.53	\$36,463.70
<u>3</u>	HIGHWAY & BRIDGES BUILDING B - ASSEMBLY BLDG. 1600 BLOUNT ROAD POMPANO BEACH, FL 33069	12	Basic Cleaning	\$ 1,020.49	\$ 12,245.87	\$ 1,035.80	\$ 12,429.56	\$24,675.43
		12	Restrooms	\$ 93.63	\$ 1,123.59	\$ 95.04	\$ 1,140.44	\$2,264.03
		12	Floors	\$ 181.23	\$ 2,174.74	\$ 183.95	\$ 2,207.36	\$4,382.10
		3,500	Pressure Cleaning (SQ. FT.)	\$ 0.05	\$ 180.90	\$ 0.05	\$ 180.90	\$ 361.80
		1	Windows	\$ 519.54	\$ 519.54	\$ 527.33	\$ 527.33	\$1,046.87
		1	Air Quality	\$ 362.46	\$ 362.46	\$ 367.89	\$ 367.89	\$ 730.35
		12	Cleaning Supplies	\$ 61.48	\$ 737.81	\$ 62.41	\$ 748.88	\$1,486.69
		12	Paper Products	\$ 32.79	\$ 393.47	\$ 33.28	\$ 399.37	\$ 792.84
		3,500	Carpet Cleaning - Deep (SQ. FT.)	\$ 0.06	\$ 217.08	\$ 0.06	\$ 217.08	\$ 434.15
		3,500	Electrostatic Disinfection (SQ. FT.)	\$ 0.04	\$ 144.72	\$ 0.04	\$ 144.72	\$ 289.44
		Total			\$ 18,100.17		\$ 18,363.53	\$36,463.70
<u>4</u>	HIGHWAY & BRIDGES BUILDING C - GUARDHOUSE 1600 BLOUNT ROAD POMPANO BEACH, FL 33069	12	Basic Cleaning	\$ 196.74	\$ 2,360.93	\$ 199.70	\$ 2,396.34	\$4,757.27
		12	Restrooms	\$ 18.12	\$ 217.45	\$ 18.39	\$ 220.71	\$ 438.16
		12	Floors	\$ 30.20	\$ 362.46	\$ 30.66	\$ 367.89	\$ 730.35
		100	Pressure Cleaning (SQ. FT.)	\$ 0.05	\$ 5.17	\$ 0.05	\$ 5.17	\$ 10.34
		1	Windows	\$ 519.54	\$ 519.54	\$ 527.33	\$ 527.33	\$1,046.87
		1	Air Quality	\$0.00	\$ -	\$0.00	\$ -	\$ -
		12	Cleaning Supplies	\$ 0.94	\$ 11.29	\$ 0.95	\$ 11.46	\$ 22.75
		12	Paper Products	\$ 1.76	\$ 21.09	\$ 1.78	\$ 21.40	\$ 42.49
		100	Carpet Cleaning - Deep (SQ. FT.)	\$ 0.06	\$ 6.20	\$ 0.06	\$ 6.20	\$ 12.40
		100	Electrostatic Disinfection (SQ. FT.)	\$ 0.04	\$ 4.13	\$ 0.04	\$ 4.13	\$ 8.27
		Total			\$ 3,508.25		\$ 3,560.64	\$7,068.90

Janitorial Services - Price Sheets - Large Facilities - Group 5 - Agreement 6 (SBE Reserve)

5	HIGHWAY & BRIDGES	12	Basic Cleaning	\$ 398.27	\$ 4,779.29	\$ 404.25	\$ 4,850.98	\$9,630.27
	BUILDING D - OFFICE TRAILER	12	Restrooms	\$ 36.24	\$ 434.90	\$ 36.79	\$ 441.42	\$ 876.32
	1600 BLOUNT ROAD	12	Floors	\$ 60.41	\$ 724.91	\$ 61.32	\$ 735.79	\$1,460.70
	POMPANO BEACH, FL 33069	966	Pressure Cleaning (SQ. FT.)	\$ 0.05	\$ 49.93	\$ 0.05	\$ 49.93	\$ 99.86
		1	Windows	\$ 519.54	\$ 519.54	\$ 527.33	\$ 527.33	\$1,046.87
		1	Air Quality	\$0.00	\$ -	\$0.00	\$ -	\$ -
		12	Cleaning Supplies	\$ 9.06	\$ 108.66	\$ 9.19	\$ 110.29	\$ 218.96
		12	Paper Products	\$ 16.97	\$ 203.68	\$ 17.23	\$ 206.74	\$ 410.42
		966	Carpet Cleaning - Deep (SQ. FT.)	\$ 0.06	\$ 59.91	\$ 0.06	\$ 59.91	\$ 119.83
		966	Electrostatic Disinfection (SQ. FT.)	\$ 0.04	\$ 39.94	\$ 0.04	\$ 39.94	\$ 79.88
Total					\$ 6,920.77		\$ 7,022.33	\$13,943.10
Total (1) - Summary, all sites					\$121,237.64		\$122,997.90	\$244,235.54

			Per Hour	Annual	Per Hour	Annual	2 years
Additional Labor:							
Project Supervisor	50 hrs.		\$ 41.35	\$ 2,067.40	\$ 41.97	\$ 2,098.41	\$4,165.81
Site Supervisor	50 hrs.		\$ 31.01	\$ 1,550.55	\$ 31.48	\$ 1,573.81	\$3,124.36
Full Time Service Crew	50 hrs.		\$ 26.88	\$ 1,343.81	\$ 27.28	\$ 1,363.97	\$2,707.78
Part Time Service Crew	50 hrs.		\$ 26.88	\$ 1,343.81	\$ 27.28	\$ 1,363.97	\$2,707.78
Porter Day/Night	50 hrs.		\$ 26.88	\$ 1,343.81	\$ 27.28	\$ 1,363.97	\$2,707.78
Emergency Services Labor:							
Project Supervisor	50 hrs.		\$ 62.02	\$ 3,101.10	\$ 62.95	\$ 3,147.62	\$6,248.72
Site Supervisor	50 hrs.		\$ 46.52	\$ 2,325.83	\$ 47.21	\$ 2,360.71	\$4,686.54
Full Time Service Crew	50 hrs.		\$ 40.31	\$ 2,015.72	\$ 40.92	\$ 2,045.95	\$4,061.67
Part Time Service Crew	50 hrs.		\$ 40.31	\$ 2,015.72	\$ 40.92	\$ 2,045.95	\$4,061.67
Porter Day/Night	50 hrs.		\$ 40.31	\$ 2,015.72	\$ 40.92	\$ 2,045.95	\$4,061.67
"Pass thru" (Services/Materials)				\$ 1,000.00		\$ 1,000.00	\$2,000.00
Total (2)				\$20,123.45		\$20,410.30	\$40,533.75

Grand Total - Whole Group

(Total 1 + Total 2)

\$141,361.09

\$143,408.21

\$284,769.29

NOTE: IT IS AGREED THAT THE MINIMUM WAGE TO BE PAID TO ALL EMPLOYEES,
REGARDLESS OF THE NUMBER OF HOURS WORKED,
WILL BE THE CURRENT BROWARD COUNTY LIVING WAGE.

YES YES

Agree to the above statement.

NO

Disagree to the above statement.

NAME OF COMPANY: 1 Lee Support Services Inc

AUTHORIZED PERSON NAME: Walter Cooper

AUTHORIZED SIGNATURE: Walter Cooper

By signing this proposal sheet, your firm is agreeing to the terms and conditions of the invitation for proposal.

All buildings listed in the group must be priced for this proposal sheet to be determined responsive.

AUTHORIZED PERSON TITLE: President

DATE: 5/15/2021

THIS SHEET MUST BE SIGNED AND MUST NOT BE ALTERED OR REVISED.
ANY REVISION TO THIS SHEET MAY RENDER THE PROPOSAL NON-RESPONSIVE.

Janitorial Services - Price Sheets - Large Facilities - Group 6 - Agreement 7 (CBE Reserve)

ITEM NO.	FACILITY LOCATION	Annual Frequency	Annual Process	Year 1		Year 2		Two Year Total
				Unit		Unit		
				Price	Annual	Price	Annual	
1	NORTH REGIONAL COURTHOUSE 1600 HILLSBORO BLVD. DEERFIELD BEACH, FL 33442	12	Basic Cleaning	\$13,244.10	\$158,929.14	\$13,442.76	\$161,313.08	\$320,242.22
		12	Restrooms	\$1,193.60	\$14,323.24	\$1,211.51	\$14,538.09	\$28,861.32
		12	Floors	\$2,392.19	\$28,706.26	\$2,428.07	\$29,136.86	\$57,843.12
		32,766	Pressure Cleaning (SQ. FT.)	\$0.05	\$1,693.51	\$0.05	\$1,693.51	\$3,387.02
		1	Windows	\$2,597.69	\$2,597.69	\$2,636.65	\$2,636.65	\$5,234.34
		1	Air Quality	\$3,289.25	\$3,289.25	\$3,338.59	\$3,338.59	\$6,627.85
		12	Cleaning Supplies	\$614.00	\$7,367.97	\$623.21	\$7,478.48	\$14,846.45
		12	Paper Products	\$1,151.25	\$13,815.03	\$1,168.52	\$14,022.25	\$27,837.28
		32,766	Carpet Cleaning - Deep (SQ. FT.)	\$0.06	\$2,032.21	\$0.06	\$2,032.21	\$4,064.43
		32,766	Electrostatic Disinfection (SQ. FT.)	\$0.04	\$1,354.81	\$0.04	\$1,354.81	\$2,709.62
		Total				\$234,109.11		\$237,544.54
Total (1) - Summary, all sites				\$234,109.11		\$237,544.54	\$471,653.65	

			Per Hour	Annual	Per Hour	Annual	2 years
Additional Labor:							
Project Supervisor	50 hrs.		\$ 41.35	\$ 2,067.40	\$ 41.97	\$2,098.41	\$ 4,165.81
Site Supervisor	50 hrs.		\$ 31.01	\$ 1,550.55	\$ 31.48	\$1,573.81	\$ 3,124.36
Full Time Service Crew	50 hrs.		\$ 26.88	\$ 1,343.81	\$ 27.28	\$1,363.97	\$ 2,707.78
Part Time Service Crew	50 hrs.		\$ 26.88	\$ 1,343.81	\$ 27.28	\$1,363.97	\$ 2,707.78
Porter Day/Night	50 hrs.		\$ 26.88	\$ 1,343.81	\$ 27.28	\$1,363.97	\$ 2,707.78
Emergency Services Labor:							
Project Supervisor	50 hrs.		\$ 62.02	\$ 3,101.10	\$ 62.95	\$3,147.62	\$ 6,248.72
Site Supervisor	50 hrs.		\$ 46.52	\$ 2,325.83	\$ 47.21	\$2,360.71	\$ 4,686.54
Full Time Service Crew	50 hrs.		\$ 40.31	\$ 2,015.72	\$ 40.92	\$2,045.95	\$ 4,061.67
Part Time Service Crew	50 hrs.		\$ 40.31	\$ 2,015.72	\$ 40.92	\$2,045.95	\$ 4,061.67
Porter Day/Night	50 hrs.		\$ 40.31	\$ 2,015.72	\$ 40.92	\$2,045.95	\$ 4,061.67
"Pass thru" (Services/Materials)				\$ 1,000.00		\$1,000.00	\$ 2,000.00
Total (2)				\$20,123.45		\$20,410.30	\$40,533.75
Grand Total - Whole Group				\$254,232.56		\$257,954.84	\$512,187.40

(Total 1 + Total 2)

**NOTE: IT IS AGREED THAT THE MINIMUM WAGE TO BE PAID TO ALL EMPLOYEES,
REGARDLESS OF THE NUMBER OF HOURS WORKED,
WILL BE THE CURRENT BROWARD COUNTY LIVING WAGE.**

	YES	YES	Agree to the above statement.
	NO		Disagree to the above statement.

NAME OF COMPANY: 1 Lee Support Services Inc

AUTHORIZED PERSON NAME: Walter Cooper

AUTHORIZED SIGNATURE: Walter Cooper

By signing this proposal sheet, your firm is agreeing to the terms and conditions of the invitation for proposal.
All buildings listed in the group must be priced for this proposal sheet to be determined responsive.

AUTHORIZED PERSON TITLE: President DATE: 5/15/2021

**THIS SHEET MUST BE SIGNED AND MUST NOT BE ALTERED OR REVISED.
ANY REVISION TO THIS SHEET MAY RENDER THE PROPOSAL NON-RESPONSIVE.**

Janitorial Services - Price Sheets - Small Facilities - Group 1 - Agreement 8 (SBE Reserve Goal)

ITEM NO.	FACILITY LOCATION	Annual Frequency	Annual Process	Year 1		Year 2		Two Year Total
				Unit Price	Annual	Unit Price	Annual	
1	2nd Avenue Warehouse 515/519/529 S.W 2ND AVE. FT. LAUDERDALE, FL	12	Basic Cleaning	\$ 3,309.36	\$39,712.31	\$ 3,359.00	\$ 40,308.00	\$ 80,020.31
		12	Restrooms	\$ 303.53	\$3,642.30	\$ 308.08	\$ 3,696.94	\$ 7,339.24
		12	Floors	\$ 612.42	\$7,348.99	\$ 621.60	\$ 7,459.22	\$ 14,808.21
			Pressure Cleaning (SQ. FT.)	\$ 0.05	\$1,550.55	\$ 0.05	\$ 1,550.55	\$ 3,101.10
		30,000						
		1	Windows	\$ 432.94	\$ 432.94	\$ 439.44	\$ 439.44	\$ 872.38
		1	Air Quality	\$ 853.62	\$ 853.62	\$ 866.42	\$ 866.42	\$ 1,720.04
		12	Cleaning Supplies	\$ 140.54	\$1,686.50	\$ 142.65	\$ 1,711.80	\$ 3,398.30
		12	Paper Products	\$ 175.68	\$2,108.13	\$ 178.31	\$ 2,139.75	\$ 4,247.88
			Carpet Cleaning - Deep (SQ. FT.)	\$ 0.06	\$1,860.66	\$ 0.06	\$ 1,860.66	\$ 3,721.32
		30,000						
			Electrostatic Disinfection (SQ. FT.)	\$ 0.04	\$1,240.44	\$ 0.04	\$ 1,240.44	\$ 2,480.88
		30,000						
Total					\$60,436.45		\$ 61,273.22	\$ 121,709.67
4	PUBLIC DEFENDERS 412 S.E. 6th Street Fort Lauderdale, FL. 33301	12	Basic Cleaning	\$ 1,829.63	\$21,955.54	\$ 1,857.07	\$ 22,284.87	\$ 44,240.41
		12	Restrooms	\$ 167.74	\$2,012.86	\$ 170.25	\$ 2,043.05	\$ 4,055.92
		12	Floors	\$ 346.14	\$4,153.74	\$ 351.34	\$ 4,216.04	\$ 8,369.78
			Pressure Cleaning (SQ. FT.)	\$ 0.05	\$ 413.48	\$ 0.05	\$ 413.48	\$ 826.96
		8,000						
		1	Windows	\$ 432.94	\$ 432.94	\$ 439.44	\$ 439.44	\$ 872.38
		1	Air Quality	\$ 284.54	\$ 284.54	\$ 288.80	\$ 288.80	\$ 573.34
		12	Cleaning Supplies	\$ 74.95	\$ 899.44	\$ 76.08	\$ 912.93	\$ 1,812.38
		12	Paper Products	\$ 93.69	\$1,124.33	\$ 95.10	\$ 1,141.20	\$ 2,265.53
			Carpet Cleaning - Deep (SQ. FT.)	\$ 0.06	\$ 496.18	\$ 0.06	\$ 496.18	\$ 992.35
		8,000						
			Electrostatic Disinfection (SQ. FT.)	\$ 0.04	\$ 330.78	\$ 0.04	\$ 330.78	\$ 661.57
		8,000						
Total					\$32,103.84		\$ 32,566.79	\$ 64,670.63
5	STATE ATTORNEY, OFFICE OF THE 16 S.E 6th STREET FT LAUDERDALE, FL	12	Basic Cleaning	\$ 3,309.36	\$39,712.31	\$ 3,359.00	\$ 40,308.00	\$ 80,020.31
		12	Restrooms	\$ 303.53	\$3,642.30	\$ 308.08	\$ 3,696.94	\$ 7,339.24
		12	Floors	\$ 612.42	\$7,348.99	\$ 621.60	\$ 7,459.22	\$ 14,808.21
			Pressure Cleaning (SQ. FT.)	\$ 0.05	\$ 387.64	\$ 0.05	\$ 387.64	\$ 775.28
		7,500						
		1	Windows	\$ 432.94	\$ 432.94	\$ 439.44	\$ 439.44	\$ 872.38
		1	Air Quality	\$ 853.62	\$ 853.62	\$ 866.42	\$ 866.42	\$ 1,720.04
		12	Cleaning Supplies	\$ 140.54	\$1,686.50	\$ 142.65	\$ 1,711.80	\$ 3,398.30
		12	Paper Products	\$ 175.68	\$2,108.13	\$ 178.31	\$ 2,139.75	\$ 4,247.88
			Carpet Cleaning - Deep (SQ. FT.)	\$ 0.06	\$ 465.17	\$ 0.06	\$ 465.17	\$ 930.33
		7,500						
			Electrostatic Disinfection (SQ. FT.)	\$ 0.04	\$ 310.11	\$ 0.04	\$ 310.11	\$ 620.22
		7,500						
Total					\$56,947.71		\$ 57,784.48	\$ 114,732.19

Janitorial Services - Price Sheets - Small Facilities - Group 1 - Agreement 8 (SBE Reserve Goal)

6	64th Street Warehouse 1081 NW 64th Street Ft. Lauderdale, FL.	12	Basic Cleaning	\$ 784.12	\$9,409.48	\$ 795.89	\$ 9,550.62	\$ 18,960.11
		12	Restrooms	\$ 71.88	\$ 862.60	\$ 72.96	\$ 875.54	\$ 1,738.14
		12	Floors	\$ 133.13	\$1,597.56	\$ 135.13	\$ 1,621.53	\$ 3,219.09
			Pressure Cleaning (SQ. FT.)	\$ 0.05	\$ 155.06	\$ 0.05	\$ 155.06	\$ 310.11
		3,000						
		1	Windows	\$ 432.94	\$ 432.94	\$ 439.44	\$ 439.44	\$ 872.38
		1	Air Quality	\$ 284.54	\$ 284.54	\$ 288.80	\$ 288.80	\$ 573.34
		12	Cleaning Supplies	\$ 28.11	\$ 337.28	\$ 28.53	\$ 342.33	\$ 679.61
		12	Paper Products	\$ 35.14	\$ 421.63	\$ 35.66	\$ 427.95	\$ 849.58
		3,000	Carpet Cleaning - Deep (SQ. FT.)	\$ 0.06	\$ 186.07	\$ 0.06	\$ 186.07	\$ 372.13
		3,000	Electrostatic Disinfection (SQ. FT.)	\$ 0.04	\$ 124.04	\$ 0.04	\$ 124.04	\$ 248.09
			Total		\$13,811.19		\$ 14,011.38	\$ 27,822.58
7	North Family Success Center 2011 NW 3rd Avenue Pompano Beach, FL	12	Basic Cleaning	\$ 896.60	\$10,759.20	\$ 910.05	\$ 10,920.59	\$ 21,679.80
		12	Restrooms	\$ 82.54	\$ 990.49	\$ 83.78	\$ 1,005.35	\$ 1,995.84
		12	Floors	\$ 159.76	\$1,917.10	\$ 162.15	\$ 1,945.86	\$ 3,862.96
			Pressure Cleaning (SQ. FT.)	\$ 0.05	\$ 180.90	\$ 0.05	\$ 180.90	\$ 361.80
		3,500						
		1	Windows	\$ 432.94	\$ 432.94	\$ 439.44	\$ 439.44	\$ 872.38
		1	Air Quality	\$ 284.54	\$ 284.54	\$ 288.80	\$ 288.80	\$ 573.34
		12	Cleaning Supplies	\$ 32.79	\$ 393.47	\$ 33.28	\$ 399.37	\$ 792.84
		12	Paper Products	\$ 41.00	\$ 491.96	\$ 41.61	\$ 499.34	\$ 991.30
		3,500	Carpet Cleaning - Deep (SQ. FT.)	\$ 0.06	\$ 217.08	\$ 0.06	\$ 217.08	\$ 434.15
		3,500	Electrostatic Disinfection (SQ. FT.)	\$ 0.04	\$ 144.72	\$ 0.04	\$ 144.72	\$ 289.44
			Total		\$15,812.40		\$ 16,041.44	\$ 31,853.84
8	EMPLOYEE ASSISTANCE PROGRAM 540 NE 4st Fort Lauderdale, FL 33301	12	Basic Cleaning	\$ 323.17	\$3,877.99	\$ 328.01	\$ 3,936.16	\$ 7,814.14
		12	Restrooms	\$ 2.67	\$ 32.00	\$ 2.71	\$ 32.48	\$ 64.49
		12	Floors	\$0.00	\$ -	\$0.00	\$ -	\$ -
			Pressure Cleaning (SQ. FT.)	\$ 0.05	\$ 46.52	\$ 0.05	\$ 46.52	\$ 93.03
		900						
		1	Windows	\$ 432.94	\$ 432.94	\$ 439.44	\$ 439.44	\$ 872.38
		1	Air Quality	\$0.00	\$ -	\$0.00	\$ -	\$ -
		12	Cleaning Supplies	\$ 8.43	\$ 101.22	\$ 8.56	\$ 102.74	\$ 203.96
		12	Paper Products	\$ 10.54	\$ 126.52	\$ 10.70	\$ 128.42	\$ 254.95
		900	Carpet Cleaning - Deep (SQ. FT.)	\$ 0.06	\$ 55.82	\$ 0.06	\$ 55.82	\$ 111.64
		900	Electrostatic Disinfection (SQ. FT.)	\$ 0.04	\$ 37.21	\$ 0.04	\$ 37.21	\$ 74.43
			Total		\$4,710.23		\$ 4,778.79	\$ 9,489.02

Janitorial Services - Price Sheets - Small Facilities - Group 1 - Agreement 8 (SBE Reserve Goal)

ITEM NO.	FACILITY LOCATION	Annual Frequency	Annual Process	Year 1		Year 2		Two Year Total
				Unit		Unit		
				Price	Annual	Price	Annual	
Additional Labor:								
	Project Supervisor		50 hrs.	\$ 41.35	\$2,067.40	\$ 41.97	\$ 2,098.41	\$ 4,165.81
	Site Supervisor		50 hrs.	\$ 31.01	\$1,550.55	\$ 31.48	\$ 1,573.81	\$ 3,124.36
	Full Time Service Crew		50 hrs.	\$ 26.88	\$1,343.81	\$ 27.28	\$ 1,363.97	\$ 2,707.78
	Part Time Service Crew		50 hrs.	\$ 26.88	\$1,343.81	\$ 27.28	\$ 1,363.97	\$ 2,707.78
	Porter Day/Night		50 hrs.	\$ 26.88	\$1,343.81	\$ 27.28	\$ 1,363.97	\$ 2,707.78
Emergency Services Labor:								
	Project Supervisor		50 hrs.	\$ 62.02	\$3,101.10	\$ 62.95	\$ 3,147.62	\$ 6,248.72
	Site Supervisor		50 hrs.	\$ 46.52	\$2,325.83	\$ 47.21	\$ 2,360.71	\$ 4,686.54
	Full Time Service Crew		50 hrs.	\$ 40.31	\$2,015.72	\$ 40.92	\$ 2,045.95	\$ 4,061.67
	Part Time Service Crew		50 hrs.	\$ 40.31	\$2,015.72	\$ 40.92	\$ 2,045.95	\$ 4,061.67
	Porter Day/Night		50 hrs.	\$ 40.31	\$2,015.72	\$ 40.92	\$ 2,045.95	\$ 4,061.67
	"Pass thru" (Services/Materials)				\$1,000.00		\$ 1,000.00	\$ 2,000.00
	</							

Grand Total - Whole Group
(Total 1 + Total 2)

\$203,945.27

\$206,866.41

\$ 410,811.68

**NOTE: IT IS AGREED THAT THE MINIMUM WAGE TO BE PAID TO ALL EMPLOYEES,
REGARDLESS OF THE NUMBER OF HOURS WORKED,
WILL BE THE CURRENT BROWARD COUNTY LIVING WAGE.**

YES YES

Agree to the above statement.

NO

Disagree to the above statement.

NAME OF COMPANY: 1 Lee Support Services Inc

AUTHORIZED PERSON NAME: Walter Cooper

AUTHORIZED SIGNATURE: Walter Cooper

By signing this proposal sheet, your firm is agreeing to the terms and conditions of the invitation for proposal.
All buildings listed in the group must be priced for this proposal sheet to be determined responsive.

AUTHORIZED PERSON TITLE: President

DATE: 5/15/2021

**THIS SHEET MUST BE SIGNED AND MUST NOT BE ALTERED OR REVISED.
ANY REVISION TO THIS SHEET MAY RENDER THE PROPOSAL NON-RESPONSIVE.**

Janitorial Services - Price Sheets - Small Facilities - Group 2 - Agreement 9 (SBE Reserve)										
ITEM NO.	FACILITY LOCATION	Annual Frequency	Annual Process	Year 1		Year 2		Two Year Total		
				Unit Price	Annual	Unit Price	Annual			
1	BIC LANDFILL / North Transfer Station 2780 N. Powerline Road Pompano Beach, FL 33069	12	Basic Cleaning	\$ 132.94	\$ 1,595.33	\$ 134.94	\$ 1,619.26	\$ 3,214.59		
		12	Restrooms	\$ 11.64	\$ 139.67	\$ 11.81	\$ 141.77	\$ 281.44		
		12	Floors	\$ 29.11	\$ 349.31	\$ 29.55	\$ 354.55	\$ 703.86		
			Pressure Cleaning (SQ. FT.)	\$ 0.05	\$ 41.35	\$ 0.05	\$ 41.35	\$ 82.70		
		800	Windows	\$ 259.77	\$ 259.77	\$ 263.67	\$ 263.67	\$ 523.43		
		1	Air Quality	\$0.00	\$ -	\$0.00	\$ -	\$ -		
		12	Cleaning Supplies	\$ 7.49	\$ 89.93	\$ 7.61	\$ 91.28	\$ 181.21		
		12	Paper Products	\$ 9.37	\$ 112.38	\$ 9.51	\$ 114.07	\$ 226.45		
			Carpet Cleaning - Deep (SQ. FT.)	\$ 0.06	\$ 49.62	\$ 0.06	\$ 49.62	\$ 99.24		
			Electrostatic Disinfection (SQ. FT.)	\$ 0.04	\$ 33.08	\$ 0.04	\$ 33.08	\$ 66.16		
			Total		\$ 2,670.44		\$ 2,708.64	\$ 5,379.08		
		2	HOUSING & COMMUNITY DEVELOPMENT 110 NE 3rd street/ 120 NE 3rd street Fort Lauderdale, FL 33011	12	Basic Cleaning	\$ 4,310.96	\$ 51,731.56	\$ 4,375.63	\$ 52,507.53	\$ 104,239.09
				12	Restrooms	\$ 392.92	\$ 4,715.04	\$ 398.81	\$ 4,785.76	\$ 9,500.80
12	Floors			\$ 785.84	\$ 9,430.07	\$ 797.63	\$ 9,571.52	\$ 19,001.60		
	Pressure Cleaning (SQ. FT.)			\$ 0.05	\$ 463.56	\$ 0.05	\$ 463.56	\$ 927.13		
8,969	Windows			\$ 259.77	\$ 259.77	\$ 263.67	\$ 263.67	\$ 523.43		
1	Air Quality			\$ 1,083.08	\$ 1,083.08	\$ 1,099.33	\$ 1,099.33	\$ 2,182.41		
12	Cleaning Supplies			\$ 168.08	\$ 2,016.96	\$ 170.60	\$ 2,047.21	\$ 4,064.17		
12	Paper Products			\$ 210.10	\$ 2,521.19	\$ 213.25	\$ 2,559.01	\$ 5,080.21		
	Carpet Cleaning - Deep (SQ. FT.)			\$ 0.06	\$ 556.28	\$ 0.06	\$ 556.28	\$ 1,112.55		
	Electrostatic Disinfection (SQ. FT.)			\$ 0.04	\$ 369.61	\$ 0.04	\$ 369.61	\$ 739.22		
8,939	Total				\$ 73,147.11		\$ 74,223.48	\$ 147,370.59		
3	South Family Success 4735 SW 18TH STREET HOLLYWOOD, FL 33023			12	Basic Cleaning	\$ 1,180.49	\$ 14,165.82	\$ 1,198.19	\$ 14,378.31	\$ 28,544.14
				12	Restrooms	\$ 107.69	\$ 1,292.29	\$ 109.31	\$ 1,311.67	\$ 2,603.97
		12	Floors	\$ 203.73	\$ 2,444.78	\$ 206.79	\$ 2,481.45	\$ 4,926.24		
			Pressure Cleaning (SQ. FT.)	\$ 0.05	\$ 335.95	\$ 0.05	\$ 335.95	\$ 671.91		
		6,500	Windows	\$ 259.77	\$ 259.77	\$ 263.67	\$ 263.67	\$ 523.43		
		1	Air Quality	\$ 361.03	\$ 361.03	\$ 366.45	\$ 366.45	\$ 727.48		
		12	Cleaning Supplies	\$ 60.91	\$ 730.87	\$ 61.82	\$ 741.83	\$ 1,472.70		
		12	Paper Products	\$ 76.13	\$ 913.58	\$ 77.27	\$ 927.29	\$ 1,840.87		
			Carpet Cleaning - Deep (SQ. FT.)	\$ 0.06	\$ 403.14	\$ 0.06	\$ 403.14	\$ 806.29		
			Electrostatic Disinfection (SQ. FT.)	\$ 0.04	\$ 268.76	\$ 0.04	\$ 268.76	\$ 537.52		
		6,500	Total		\$ 21,176.01		\$ 21,478.53	\$ 42,654.53		
		Total (1) - Summary, all sites				\$ 96,993.56	\$ 98,410.64	\$ 195,404.20		

Janitorial Services - Price Sheets - Small Facilities - Group 2 - Agreement 9 (SBE Reserve)						
		Year 1		Year 2		2 years
		Per Hour	Annual	Per Hour	Annual	
Additional Labor:						
Project Supervisor	50 hrs.	\$ 41.35	\$ 2,067.40	\$ 41.97	\$ 2,098.41	\$ 4,165.81
Site Supervisor	50 hrs.	\$ 31.01	\$ 1,550.55	\$ 31.48	\$ 1,573.81	\$ 3,124.36
Full Time Service Crew	50 hrs.	\$ 26.88	\$ 1,343.81	\$ 27.28	\$ 1,363.97	\$ 2,707.78
Part Time Service Crew	50 hrs.	\$ 26.88	\$ 1,343.81	\$ 27.28	\$ 1,363.97	\$ 2,707.78
Porter Day/Night	50 hrs.	\$ 26.88	\$ 1,343.81	\$ 27.28	\$ 1,363.97	\$ 2,707.78
Emergency Services Labor:						
Project Supervisor	50 hrs.	\$ 62.02	\$ 3,101.10	\$ 62.95	\$ 3,147.62	\$ 6,248.72
Site Supervisor	50 hrs.	\$ 46.52	\$ 2,325.83	\$ 47.21	\$ 2,360.71	\$ 4,686.54
Full Time Service Crew	50 hrs.	\$ 40.31	\$ 2,015.72	\$ 40.92	\$ 2,045.95	\$ 4,061.67
Part Time Service Crew	50 hrs.	\$ 40.31	\$ 2,015.72	\$ 40.92	\$ 2,045.95	\$ 4,061.67
Porter Day/Night	50 hrs.	\$ 40.31	\$ 2,015.72	\$ 40.92	\$ 2,045.95	\$ 4,061.67
"Pass thru" (Services/Materials)			\$ 1,000.00		\$ 1,000.00	\$ 2,000.00
Total (2)			\$20,123.45		\$20,410.30	\$ 40,533.75
Grand Total - Whole Group (Total 1 + Total 2)						\$ 235,937.95
NOTE: IT IS AGREED THAT THE MINIMUM WAGE TO BE PAID TO ALL EMPLOYEES, REGARDLESS OF THE NUMBER OF HOURS WORKED, WILL BE THE CURRENT BROWARD COUNTY LIVING WAGE.						
		YES	YES	Agree to the above statement.		
		NO		Disagree to the above statement.		
NAME OF COMPANY:		1 Lee Support Services Inc				
AUTHORIZED PERSON NAME:		Walter Cooper				
AUTHORIZED SIGNATURE:		Walter Cooper				
By signing this proposal sheet, your firm is agreeing to the terms and conditions of the invitation for proposal. All buildings listed in the group must be priced for this proposal sheet to be determined responsive.						
AUTHORIZED PERSON TITLE:		President		DATE: 5/15/2021		
THIS SHEET MUST BE SIGNED AND MUST NOT BE ALTERED OR REVISED. ANY REVISION TO THIS SHEET MAY RENDER THE PROPOSAL NON-RESPONSIVE.						

Janitorial Services - Price Sheets - Small Facilities - Group 3 - Agreement 10 (SBE Reserve)

ITEM NO.	FACILITY LOCATION	Annual Frequency	Annual Process	Year 1		Year 2		Two Year Total
				Unit Price	Annual	Unit Price	Annual	
1	ANIMAL CONTROL SOUTH 2400 SW 42 STREET FT. LAUDERDALE, FL 33315	12	Basic Cleaning	\$ 4,885.32	\$ 58,623.81	\$ 4,958.60	\$ 59,503.17	\$ 118,126.99
		12	Restrooms	\$ 487.40	\$ 5,848.80	\$ 494.71	\$ 5,936.53	\$ 11,785.33
		12	Floors	\$ 973.63	\$ 11,683.58	\$ 988.24	\$ 11,858.83	\$ 23,542.41
		14,054	Pressure Cleaning (SQ. FT.)	\$ 0.05	\$ 726.38	\$ 0.05	\$ 726.38	\$ 1,452.76
		1	Windows	\$ 415.63	\$ 415.63	\$ 421.86	\$ 421.86	\$ 837.49
		1	Air Quality	\$ 569.09	\$ 569.09	\$ 577.63	\$ 577.63	\$ 1,146.72
		12	Cleaning Supplies	\$ 187.39	\$ 2,248.67	\$ 190.20	\$ 2,282.40	\$ 4,531.07
		12	Paper Products	\$ 234.24	\$ 2,810.84	\$ 237.75	\$ 2,853.00	\$ 5,663.84
		14,054	Carpet Cleaning - Deep (SQ. FT.)	\$ 0.06	\$ 871.66	\$ 0.06	\$ 871.66	\$ 1,743.31
		14,054	Electrostatic Disinfection (SQ. FT.)	\$ 0.04	\$ 581.10	\$ 0.04	\$ 581.10	\$ 1,162.21
		Total			\$ 84,379.57		\$ 85,612.57	\$ 169,992.14
2	ENVIRONMENTAL PROTECTION & GROWTH MANAGEMENT (LAB) 3245 COLLEGE AVENUE DAVIE, FL 33312	12	Basic Cleaning	\$ 1,725.79	\$ 20,709.52	\$ 1,751.68	\$ 21,020.16	\$ 41,729.68
		12	Restrooms	\$ 171.90	\$ 2,062.85	\$ 174.48	\$ 2,093.79	\$ 4,156.65
		12	Floors	\$ 186.07	\$ 2,232.79	\$ 188.86	\$ 2,266.28	\$ 4,499.08
		10,000	Pressure Cleaning (SQ. FT.)	\$ 0.05	\$ 516.85	\$ 0.05	\$ 516.85	\$ 1,033.70
		1	Windows	\$ 415.63	\$ 415.63	\$ 421.86	\$ 421.86	\$ 837.49
		1	Air Quality	\$ 284.55	\$ 284.55	\$ 288.81	\$ 288.81	\$ 573.36
		12	Cleaning Supplies	\$ 93.69	\$ 1,124.33	\$ 95.10	\$ 1,141.20	\$ 2,265.53
		12	Paper Products	\$ 117.12	\$ 1,405.42	\$ 118.87	\$ 1,426.50	\$ 2,831.92
		10,000	Carpet Cleaning - Deep (SQ. FT.)	\$ 0.06	\$ 620.22	\$ 0.06	\$ 620.22	\$ 1,240.44
		10,000	Electrostatic Disinfection (SQ. FT.)	\$ 0.04	\$ 413.48	\$ 0.04	\$ 413.48	\$ 826.96
		Total			\$ 29,785.64		\$ 30,209.17	\$ 59,994.81
3	FMD SOUTH REG MAINT OFFICE 8500 Griffin Road Davie FL, 33328	12	Basic Cleaning	\$ 913.39	\$ 10,960.65	\$ 927.09	\$ 11,125.06	\$ 22,085.71
		12	Restrooms	\$ 83.94	\$ 1,007.24	\$ 85.20	\$ 1,022.35	\$ 2,029.58
		12	Floors	\$ 162.27	\$ 1,947.24	\$ 164.70	\$ 1,976.45	\$ 3,923.69
		3,600	Pressure Cleaning (SQ. FT.)	\$ 0.05	\$ 186.07	\$ 0.05	\$ 186.07	\$ 372.13
		1	Windows	\$ 415.63	\$ 415.63	\$ 421.86	\$ 421.86	\$ 837.49
		1	Air Quality	\$ 284.55	\$ 284.55	\$ 288.81	\$ 288.81	\$ 573.36
		12	Cleaning Supplies	\$ 33.73	\$ 404.76	\$ 34.24	\$ 410.83	\$ 815.58
		12	Paper Products	\$ 42.16	\$ 505.98	\$ 42.80	\$ 513.57	\$ 1,019.54
		3,600	Carpet Cleaning - Deep (SQ. FT.)	\$ 0.06	\$ 223.28	\$ 0.06	\$ 223.28	\$ 446.56
		3,600	Electrostatic Disinfection (SQ. FT.)	\$ 0.04	\$ 148.85	\$ 0.04	\$ 148.85	\$ 297.71
		Total			\$ 16,084.24		\$ 16,317.13	\$ 32,401.37
4	FLEET SERVICES # 2 2515 S.W. 4TH AVE FORT LAUDERDALE, FL 33315	12	Basic Cleaning	\$ 236.52	\$ 2,838.25	\$ 240.07	\$ 2,880.82	\$ 5,719.08
		12	Restrooms	\$ 21.67	\$ 260.00	\$ 21.99	\$ 263.90	\$ 523.89
		12	Floors	\$ 54.09	\$ 649.12	\$ 54.90	\$ 658.86	\$ 1,307.98
		1,100	Pressure Cleaning (SQ. FT.)	\$ 0.05	\$ 56.85	\$ 0.05	\$ 56.85	\$ 113.71
		1	Windows	\$ 415.63	\$ 415.63	\$ 421.86	\$ 421.86	\$ 837.49
		1	Air Quality	\$0.00	\$ -	\$0.00	\$ -	\$ -
		12	Cleaning Supplies	\$ 10.31	\$ 123.67	\$ 10.46	\$ 125.53	\$ 249.20
		12	Paper Products	\$ 12.88	\$ 154.56	\$ 13.07	\$ 156.88	\$ 311.44
		1,100	Carpet Cleaning - Deep (SQ. FT.)	\$ 0.06	\$ 68.22	\$ 0.06	\$ 68.22	\$ 136.45
		1,100	Electrostatic Disinfection (SQ. FT.)	\$ 0.04	\$ 45.48	\$ 0.04	\$ 45.48	\$ 90.97
		Total			\$ 4,611.79		\$ 4,678.41	\$ 9,290.20

Janitorial Services - Price Sheets - Small Facilities - Group 3 - Agreement 10 (SBE Reserve)									
5	FLEET SERVICES #8 7101 S.W 205 AVENUE FT. LAUDERDALE, FL 33332	12	Basic Cleaning	\$ 211.59	\$ 2,539.06	\$ 214.76	\$ 2,577.14	\$ 5,116.20	
		12	Restrooms	\$ 21.67	\$ 260.00	\$ 21.99	\$ 263.90	\$ 523.89	
		12	Floors	\$ 27.04	\$ 324.50	\$ 27.45	\$ 329.37	\$ 653.87	
		470	Pressure Cleaning (SQ. FT.)	\$ 0.05	\$ 24.29	\$ 0.05	\$ 24.29	\$ 48.58	
		1	Windows	\$ 415.63	\$ 415.63	\$ 421.86	\$ 421.86	\$ 837.49	
		1	Air Quality	\$0.00	\$ -	\$0.00	\$ -	\$ -	
		12	Cleaning Supplies	\$ 4.40	\$ 52.84	\$ 4.47	\$ 53.64	\$ 106.48	
		12	Paper Products	\$ 5.51	\$ 66.12	\$ 5.59	\$ 67.11	\$ 133.22	
		470	Carpet Cleaning - Deep (SQ. FT.)	\$ 0.06	\$ 29.15	\$ 0.06	\$ 29.15	\$ 58.30	
		470	Electrostatic Disinfection (SQ. FT.)	\$ 0.04	\$ 19.43	\$ 0.04	\$ 19.43	\$ 38.87	
		Total			\$ 3,731.02		\$ 3,785.89	\$ 7,516.90	
ITEM NO.	FACILITY LOCATION	Annual Frequency	Annual Process	Unit Price	Annual	Unit Price	Annual	Two Year Total	
6	LOW RISE BUILDING (Sched Sect) 2600 SW 4th Avenue Fort Lauderdale, Fl. 33315	12	Basic Cleaning	\$ 1,235.49	\$ 14,825.86	\$ 1,254.02	\$ 15,048.25	\$ 29,874.11	
		12	Restrooms	\$ 113.73	\$ 1,364.73	\$ 115.43	\$ 1,385.20	\$ 2,749.94	
		12	Floors	\$ 216.36	\$ 2,596.36	\$ 219.61	\$ 2,635.31	\$ 5,231.68	
		5,000	Pressure Cleaning (SQ. FT.)	\$ 0.05	\$ 258.43	\$ 0.05	\$ 258.43	\$ 516.85	
		1	Windows	\$ 415.63	\$ 415.63	\$ 421.86	\$ 421.86	\$ 837.49	
		1	Air Quality	\$ 284.55	\$ 284.55	\$ 288.81	\$ 288.81	\$ 573.36	
		12	Cleaning Supplies	\$ 46.85	\$ 562.17	\$ 47.55	\$ 570.60	\$ 1,132.77	
		12	Paper Products	\$ 58.56	\$ 702.71	\$ 59.44	\$ 713.25	\$ 1,415.96	
		5,000	Carpet Cleaning - Deep (SQ. FT.)	\$ 0.06	\$ 310.11	\$ 0.06	\$ 310.11	\$ 620.22	
		5,000	Electrostatic Disinfection (SQ. FT.)	\$ 0.04	\$ 206.74	\$ 0.04	\$ 206.74	\$ 413.48	
		Total			\$ 21,527.29		\$ 21,838.57	\$ 43,365.86	
7	MOSQUITO CONTROL 1201 WEST AIRPORT ROAD PEMBROKE PINES, FL 33023	12	Basic Cleaning	\$ 410.96	\$ 4,931.49	\$ 417.12	\$ 5,005.47	\$ 9,936.96	
		12	Restrooms	\$ 37.81	\$ 453.75	\$ 38.38	\$ 460.56	\$ 914.31	
		12	Floors	\$ 80.97	\$ 971.64	\$ 82.18	\$ 986.21	\$ 1,957.85	
		1,200	Pressure Cleaning (SQ. FT.)	\$ 0.05	\$ 62.02	\$ 0.05	\$ 62.02	\$ 124.04	
		1	Windows	\$ 415.63	\$ 415.63	\$ 421.86	\$ 421.86	\$ 837.49	
		1	Air Quality	\$0.00	\$ -	\$0.00	\$ -	\$ -	
		12	Cleaning Supplies	\$ 11.25	\$ 134.96	\$ 11.42	\$ 136.98	\$ 271.94	
		12	Paper Products	\$ 14.06	\$ 168.70	\$ 14.27	\$ 171.23	\$ 339.93	
		1,200	Carpet Cleaning - Deep (SQ. FT.)	\$ 0.06	\$ 74.43	\$ 0.06	\$ 74.43	\$ 148.85	
		1,200	Electrostatic Disinfection (SQ. FT.)	\$ 0.04	\$ 49.62	\$ 0.04	\$ 49.62	\$ 99.24	
		Total			\$ 7,262.24		\$ 7,368.38	\$ 14,630.62	
8	LANDFILL 7101 SW 205 AVENUE FT. LAUDERDALE, FL 33332	12	Basic Cleaning	\$ 1,007.28	\$ 12,087.34	\$ 1,022.39	\$ 12,268.65	\$ 24,356.00	
		12	Restrooms	\$ 92.06	\$ 1,104.74	\$ 93.44	\$ 1,121.31	\$ 2,226.04	
		12	Floors	\$ 189.32	\$ 2,271.87	\$ 192.16	\$ 2,305.94	\$ 4,577.81	
		11,000	Pressure Cleaning (SQ. FT.)	\$ 0.05	\$ 568.54	\$ 0.05	\$ 568.54	\$ 1,137.07	
		1	Windows	\$ 415.63	\$ 415.63	\$ 421.86	\$ 421.86	\$ 837.49	
		1	Air Quality	\$ 569.09	\$ 569.09	\$ 577.63	\$ 577.63	\$ 1,146.72	
		12	Cleaning Supplies	\$ 103.06	\$ 1,236.72	\$ 104.61	\$ 1,255.27	\$ 2,491.99	
		12	Paper Products	\$ 128.83	\$ 1,545.96	\$ 130.76	\$ 1,569.15	\$ 3,115.11	
		11,000	Carpet Cleaning - Deep (SQ. FT.)	\$ 0.06	\$ 682.24	\$ 0.06	\$ 682.24	\$ 1,364.48	
		11,000	Electrostatic Disinfection (SQ. FT.)	\$ 0.04	\$ 454.83	\$ 0.04	\$ 454.83	\$ 909.66	
		Total			\$ 20,936.95		\$ 21,225.42	\$ 42,162.38	
Total (1) - Summary, all sites					\$ 188,318.73		\$ 191,035.54	\$ 379,354.27	

Janitorial Services - Price Sheets - Small Facilities - Group 3 - Agreement 10 (SBE Reserve)

		Per Hour	Annual	Per Hour	Annual
				2 years	
Additional Labor:					
Project Supervisor	50 hrs.	\$ 41.35	\$ 2,067.40	\$ 41.97	\$ 2,098.41
Site Supervisor	50 hrs.	\$ 31.01	\$ 1,550.55	\$ 31.48	\$ 1,573.81
Full Time Service Crew	50 hrs.	\$ 26.88	\$ 1,343.81	\$ 27.28	\$ 1,363.97
Part Time Service Crew	50 hrs.	\$ 26.88	\$ 1,343.81	\$ 27.28	\$ 1,363.97
Porter Day/Night	50 hrs.	\$ 26.88	\$ 1,343.81	\$ 27.28	\$ 1,363.97
Emergency Services Labor:					
Project Supervisor	50 hrs.	\$ 62.02	\$ 3,101.10	\$ 62.95	\$ 3,147.62
Site Supervisor	50 hrs.	\$ 46.52	\$ 2,325.83	\$ 47.21	\$ 2,360.71
Full Time Service Crew	50 hrs.	\$ 40.31	\$ 2,015.72	\$ 40.92	\$ 2,045.95
Part Time Service Crew	50 hrs.	\$ 40.31	\$ 2,015.72	\$ 40.92	\$ 2,045.95
Porter Day/Night	50 hrs.	\$ 40.31	\$ 2,015.72	\$ 40.92	\$ 2,045.95
"Pass thru" (Services/Materials)			\$ 1,000.00		\$ 1,000.00
Total (2)			\$20,123.45		\$20,410.30

Grand Total - Whole Group
(Total 1 + Total 2)

\$ 188,318.73

\$211,445.84

\$419,888.02

**NOTE: IT IS AGREED THAT THE MINIMUM WAGE TO BE PAID TO ALL EMPLOYEES,
REGARDLESS OF THE NUMBER OF HOURS WORKED,
WILL BE THE CURRENT BROWARD COUNTY LIVING WAGE.**

YES

YES

Agree to the above statement.

NO

Disagree to the above statement.

NAME OF COMPANY: 1 Lee Support Services Inc

AUTHORIZED PERSON NAME: Walter Cooper

AUTHORIZED SIGNATURE: Walter Cooper

By signing this proposal sheet, your firm is agreeing to the terms and conditions of the invitation for proposal.
All buildings listed in the group must be priced for this proposal sheet to be determined responsive.

AUTHORIZED PERSON TITLE: President

DATE: 5/15/2021

**THIS SHEET MUST BE SIGNED AND MUST NOT BE ALTERED OR REVISED.
ANY REVISION TO THIS SHEET MAY RENDER THE PROPOSAL NON-RESPONSIVE.**

Janitorial Services - Price Sheets - Small Facilities - Group 4 - Agreement 11 (SBE Reserve)								
ITEM NO.	FACILITY LOCATION	Annual Frequency	Annual Process	Year 1		Year 2		Two Year Total
				Unit Price	Annual	Unit Price	Annual	
1	FLEET SERVICES # 3 1600 N.W. 30 TH AVE. POMPANO BEACH, FL. 33069	12	Basic Cleaning	\$ 467.30	\$ 5,607.66	\$ 474.31	\$ 5,691.77	\$ 11,299.43
		12	Restrooms	\$ 42.22	\$ 506.60	\$ 42.85	\$ 514.19	\$ 1,020.79
		12	Floors	\$ 84.43	\$ 1,013.19	\$ 85.70	\$ 1,028.39	\$ 2,041.58
		2,771	Pressure Cleaning (SQ. FT.)	\$ 0.05	\$ 143.22	\$ 0.05	\$ 143.22	\$ 286.44
		1	Windows	\$ 324.72	\$ 324.72	\$ 329.59	\$ 329.59	\$ 654.30
		1	Air Quality	\$0.00	\$ -	\$0.00	\$ -	\$ -
		12	Cleaning Supplies	\$ 25.97	\$ 311.60	\$ 26.36	\$ 316.27	\$ 627.87
		12	Paper Products	\$ 32.46	\$ 389.50	\$ 32.95	\$ 395.34	\$ 784.84
		2,771	Carpet Cleaning - Deep (SQ. FT.)	\$ 0.06	\$ 171.86	\$ 0.06	\$ 171.86	\$ 343.73
		2,771	Electrostatic Disinfection (SQ. FT.)	\$ 0.04	\$ 114.58	\$ 0.04	\$ 114.58	\$ 229.15
		Total			\$ 8,582.91		\$ 8,705.21	\$ 17,288.13
2	FAMILY SUCCESS CENTER NORTHWEST 10077 NW 29th Street Coral Springs, Fl. 33065	12	Basic Cleaning	\$ 3,218.21	\$38,618.49	\$ 3,266.48	\$ 39,197.77	\$ 77,816.27
		12	Restrooms	\$ 292.68	\$ 3,512.18	\$ 297.07	\$ 3,564.86	\$ 7,077.05
		12	Floors	\$ 591.00	\$ 7,091.97	\$ 599.86	\$ 7,198.35	\$ 14,290.31
		13,680	Pressure Cleaning (SQ. FT.)	\$ 0.05	\$ 707.05	\$ 0.05	\$ 707.05	\$ 1,414.10
		1	Windows	\$ 324.72	\$ 324.72	\$ 329.59	\$ 329.59	\$ 654.30
		1	Air Quality	\$ 675.42	\$ 675.42	\$ 685.55	\$ 685.55	\$ 1,360.97
		12	Cleaning Supplies	\$ 140.54	\$ 1,686.50	\$ 142.65	\$ 1,711.80	\$ 3,398.30
		12	Paper Products	\$ 175.68	\$ 2,108.13	\$ 178.31	\$ 2,139.75	\$ 4,247.88
		13,680	Carpet Cleaning - Deep (SQ. FT.)	\$ 0.06	\$ 848.46	\$ 0.06	\$ 848.46	\$ 1,696.92
		13,680	Electrostatic Disinfection (SQ. FT.)	\$ 0.04	\$ 565.64	\$ 0.04	\$ 565.64	\$ 1,131.28
		Total			\$56,138.56		\$ 56,948.82	\$ 113,087.39
3	REVENUE COLLECTION/ AUTO TAG 1800 NW 66 Avenue Plantation, FL	12	Basic Cleaning	\$ 1,979.59	\$23,755.05	\$ 2,009.28	\$ 24,111.37	\$ 47,866.42
		12	Restrooms	\$ 168.85	\$ 2,026.26	\$ 171.39	\$ 2,056.65	\$ 4,082.91
		12	Floors	\$0.00	\$ -	\$0.00	\$ -	\$ -
		16,225	Pressure Cleaning (SQ. FT.)	\$ 0.05	\$ 838.59	\$ 0.05	\$ 838.59	\$ 1,677.18
		1	Windows	\$ 324.72	\$ 324.72	\$ 329.59	\$ 329.59	\$ 654.30
		1	Air Quality	\$ 337.71	\$ 337.71	\$ 342.78	\$ 342.78	\$ 680.49
		12	Cleaning Supplies	\$ 152.02	\$ 1,824.19	\$ 154.30	\$ 1,851.55	\$ 3,675.74
		12	Paper Products	\$ 190.03	\$ 2,280.30	\$ 192.88	\$ 2,314.51	\$ 4,594.81
		16,225	Carpet Cleaning - Deep (SQ. FT.)	\$ 0.06	\$ 1,006.31	\$ 0.06	\$ 1,006.31	\$ 2,012.61
		16,225	Electrostatic Disinfection (SQ. FT.)	\$ 0.04	\$ 670.87	\$ 0.04	\$ 670.87	\$ 1,341.74
		Total			\$33,063.99		\$ 33,522.21	\$ 66,586.20
4	OFFICE OF JUSTICE SERVICES 624 NW 15 Way Fort Lauderdale, FL 33311	12	Basic Cleaning	\$ 1,268.40	\$15,220.82	\$ 1,287.43	\$ 15,449.13	\$ 30,669.95
		12	Restrooms	\$ 115.38	\$ 1,384.58	\$ 117.11	\$ 1,405.35	\$ 2,789.93
		12	Floors	\$ 225.14	\$ 2,701.68	\$ 228.52	\$ 2,742.20	\$ 5,443.88
		4,920	Pressure Cleaning (SQ. FT.)	\$ 0.05	\$ 254.29	\$ 0.05	\$ 254.29	\$ 508.58
		1	Windows	\$ 324.73	\$ 324.73	\$ 329.60	\$ 329.60	\$ 654.32
		1	Air Quality	\$ 337.71	\$ 337.71	\$ 342.78	\$ 342.78	\$ 680.49
		12	Cleaning Supplies	\$ 56.21	\$ 674.55	\$ 57.06	\$ 684.67	\$ 1,359.22
		12	Paper Products	\$ 70.27	\$ 843.25	\$ 71.32	\$ 855.90	\$ 1,699.15
		4,920	Carpet Cleaning - Deep (SQ. FT.)	\$ 0.06	\$ 305.15	\$ 0.06	\$ 305.15	\$ 610.30
		4,920	Electrostatic Disinfection (SQ. FT.)	\$ 0.04	\$ 203.43	\$ 0.04	\$ 203.43	\$ 406.86
		Total			\$22,250.19		\$ 22,572.50	\$ 44,822.68
Total (1) - Summary, all sites				\$120,035.65	\$121,748.75	\$ 241,784.40		

Janitorial Services - Price Sheets - Small Facilities - Group 4 - Agreement 11 (SBE Reserve)								
				Per Hour	Annual	Per Hour	Annual	2 years
Additional Labor:								
	Project Supervisor	50 hrs.		\$ 41.35	\$ 2,067.40	\$ 41.97	\$ 2,098.41	\$ 4,165.81
	Site Supervisor	50 hrs.		\$ 31.01	\$ 1,550.55	\$ 31.48	\$ 1,573.81	\$ 3,124.36
	Full Time Service Crew	50 hrs.		\$ 26.88	\$ 1,343.81	\$ 27.28	\$ 1,363.97	\$ 2,707.78
	Part Time Service Crew	50 hrs.		\$ 26.88	\$ 1,343.81	\$ 27.28	\$ 1,363.97	\$ 2,707.78
	Porter Day/Night	50 hrs.		\$ 26.88	\$ 1,343.81	\$ 27.28	\$ 1,363.97	\$ 2,707.78
Emergency Services Labor:								
	Project Supervisor	50 hrs.		\$ 62.02	\$ 3,101.10	\$ 62.95	\$ 3,147.62	\$ 6,248.72
	Site Supervisor	50 hrs.		\$ 46.52	\$ 2,325.83	\$ 47.21	\$ 2,360.71	\$ 4,686.54
	Full Time Service Crew	50 hrs.		\$ 40.31	\$ 2,015.72	\$ 40.92	\$ 2,045.95	\$ 4,061.67
	Part Time Service Crew	50 hrs.		\$ 40.31	\$ 2,015.72	\$ 40.92	\$ 2,045.95	\$ 4,061.67
	Porter Day/Night	50 hrs.		\$ 40.31	\$ 2,015.72	\$ 40.92	\$ 2,045.95	\$ 4,061.67
"Pass thru" (Services/Materials)					\$ 1,000.00		\$ 1,000.00	\$ 2,000.00
Total (2)					\$20,123.45		\$20,410.30	\$ 40,533.75
				Year 1		Year 2		
Grand Total - Whole Group (Total 1 + Total 2)				\$140,159.10		\$142,159.05		\$ 282,318.15
NOTE: IT IS AGREED THAT THE MINIMUM WAGE TO BE PAID TO ALL EMPLOYEES, REGARDLESS OF THE NUMBER OF HOURS WORKED, WILL BE THE CURRENT BROWARD COUNTY LIVING WAGE.								
				YES	Agree to the above statement.			
				NO	Disagree to the above statement.			
NAME OF COMPANY:				1 Lee Support Services Inc				
AUTHORIZED PERSON NAME:				Walter Cooper				
AUTHORIZED SIGNATURE:				Walter Cooper				
By signing this proposal sheet, your firm is agreeing to the terms and conditions of the invitation for proposal. All buildings listed in the group must be priced for this proposal sheet to be determined responsive.								
AUTHORIZED PERSON TITLE:				President		DATE: 5/15/2021		
THIS SHEET MUST BE SIGNED AND MUST NOT BE ALTERED OR REVISED. ANY REVISION TO THIS SHEET MAY RENDER THE PROPOSAL NON-RESPONSIVE.								

Janitorial Services - Price Sheets - BCJC West Building, Bridges 4 & 5 - Agreement 12 (CBE Reserve)											
ITEM NO.	FACILITY LOCATION	Annual Frequency	Annual Process	Year 1		Year 2		Two Year Total			
				Unit		Unit					
				Price	Annual	Price	Annual				
1	BCJC West Building Bridge 4 and Bridge 5 201 SE 6 Street Fort Lauderdale, Florida 33301	12	Basic Cleaning	\$132,419.70	\$1,589,036.35	\$134,405.99	\$1,612,871.89	\$	3,201,908.24		
		12	Restrooms	\$11,899.44	\$142,793.24	\$12,077.93	\$144,935.14	\$	287,728.37		
		12	Floors	\$23,862.68	\$286,352.13	\$24,220.62	\$290,647.42	\$	576,999.55		
			Porter								
		Hourly	(325Hrs./Month)	\$26.42	\$103,054.36	\$26.82	\$104,600.18	\$	207,654.54		
		34,050	Pressure Cleaning (SQ. FT.)	\$0.05	\$1,790.18	\$0.05	\$1,790.18	\$	3,580.36		
		1	Windows	\$2,642.42	\$2,642.42	\$2,682.06	\$2,682.06	\$	5,324.48		
		1	Air Quality	\$32,961.35	\$32,961.35	\$33,455.77	\$33,455.77	\$	66,417.12		
		12	Cleaning Supplies	\$6,395.16	\$76,741.92	\$6,491.09	\$77,893.05	\$	154,634.97		
		12	Paper Products	\$7,993.96	\$95,927.46	\$8,113.86	\$97,366.37	\$	193,293.84		
		34,050	Carpet Cleaning - Deep (SQ. FT.)	\$0.06	\$2,148.21	\$0.06	\$2,148.21	\$	4,296.43		
		34,050	Electrostatic Disinfection (SQ. FT.)	\$0.04	\$1,432.14	\$0.04	\$1,432.14	\$	2,864.29		
		Total				\$2,334,879.77		\$2,369,822.40	\$	4,704,702.17	
		Total (1) - Summary, all sites				\$2,334,879.77		\$2,369,822.40		\$	4,704,702.17
						Per Hour	Annual	Per Hour	Annual	2 years	
Additional Labor:											
Project Supervisor 50 hrs.				\$42.06	\$2,103.00	\$42.69	\$2,134.55	\$	4,237.55		
Site Supervisor 50 hrs.				\$31.55	\$1,577.25	\$32.02	\$1,600.91	\$	3,178.16		
Full Time Service Crew 50 hrs.				\$27.34	\$1,366.95	\$27.75	\$1,387.45	\$	2,754.40		
Part Time Service Crew 50 hrs.				\$27.34	\$1,366.95	\$27.75	\$1,387.45	\$	2,754.40		
Porter Day/Night 50 hrs.				\$27.34	\$1,366.95	\$27.75	\$1,387.45	\$	2,754.40		
Emergency Services Labor:											
Project Supervisor 50 hrs.				\$63.09	\$3,154.50	\$64.04	\$3,201.82	\$	6,356.32		
Site Supervisor 50 hrs.				\$47.32	\$2,365.88	\$48.03	\$2,401.36	\$	4,767.24		
Full Time Service Crew 50 hrs.				\$41.01	\$2,050.43	\$41.62	\$2,081.18	\$	4,131.61		
Part Time Service Crew 50 hrs.				\$41.01	\$2,050.43	\$41.62	\$2,081.18	\$	4,131.61		
Porter Day/Night 50 hrs.				\$41.01	\$2,050.43	\$41.62	\$2,081.18	\$	4,131.61		
"Pass thru" (Services/Materials)					\$1,000.00		\$1,000.00	\$	2,000.00		
Total (2)					\$20,452.75		\$20,744.54	\$	41,197.29		
Grand Total - Whole Group (Total 1 + Total 2)					\$2,355,332.52		\$2,390,566.95	\$	4,745,899.46		
NOTE: IT IS AGREED THAT THE MINIMUM WAGE TO BE PAID TO ALL EMPLOYEES, REGARDLESS OF THE NUMBER OF HOURS WORKED, WILL BE THE CURRENT BROWARD COUNTY LIVING WAGE.											
				YES	YES	Agree to the above statement.					
				NO		Disagree to the above statement.					
NAME OF COMPANY:				1 Lee Support Services Inc							
AUTHORIZED PERSON NAME:				Walter Cooper							
AUTHORIZED SIGNATURE:				Walter Cooper							
By signing this proposal sheet, your firm is agreeing to the terms and conditions of the invitation for proposal. All buildings listed in the group must be priced for this proposal sheet to be determined responsive.											
AUTHORIZED PERSON TITLE:				President		DATE:		5/15/2021			
THIS SHEET MUST BE SIGNED AND MUST NOT BE ALTERED OR REVISED. ANY REVISION TO THIS SHEET MAY RENDER THE PROPOSAL NON-RESPONSIVE.											

Janitorial Services - Price Sheets - Port Everglades - Agreement 13 (CBE Reserve)

ITEM NO.	FACILITY LOCATION	Annual Frequency	Annual Process	Year 1		Year 2		Two Year Total
				Unit Price	Annual	Unit Price	Annual	
1	1801 SE 20th Street Ft. Lauderdale	12	Restrooms	\$ 460.94	\$ 5,531.23	\$ 467.85	\$ 5,614.19	\$ 11,145.42
		Hourly	Porter (120Hrs./Month)	\$ 26.42	\$ 38,050.84	\$ 26.82	\$ 38,621.60	\$ 76,672.44
		12	Cleaning Supplies	\$ 16.47	\$ 197.60	\$ 16.71	\$ 200.56	\$ 398.16
		12	Paper Products	\$ 23.53	\$ 282.39	\$ 23.89	\$ 286.63	\$ 569.02
		12	Carpet Cleaning - Deep (SQ. FT.)	\$ 0.06	\$ 24.92	\$ 0.06	\$ 24.92	\$ 49.84
		<u>395</u>	Electrostatic Disinfection (SQ. FT.)	\$ 0.04	\$ 16.61	\$ 0.04	\$ 16.61	\$ 33.23
		<u>395</u>						
		Total			\$ 44,103.59		\$ 44,764.52	\$ 88,868.11
2	1800 SE 18th Street Ft. Lauderdale	12	Restrooms	\$ 345.70	\$ 4,148.42	\$ 350.89	\$ 4,210.65	\$ 8,359.07
		Hourly	Porter (90Hrs./Month)	\$ 26.42	\$ 28,538.13	\$ 26.82	\$ 28,966.20	\$ 57,504.33
		12	Cleaning Supplies	\$ 31.10	\$ 373.24	\$ 31.57	\$ 378.84	\$ 752.08
		12	Paper Products	\$ 44.44	\$ 533.24	\$ 45.10	\$ 541.24	\$ 1,074.47
		12	Carpet Cleaning - Deep (SQ. FT.)	\$ 0.06	\$ 47.07	\$ 0.06	\$ 47.07	\$ 94.13
		<u>746</u>	Electrostatic Disinfection (SQ. FT.)	\$ 0.04	\$ 31.38	\$ 0.04	\$ 31.38	\$ 62.75
		<u>746</u>						
		Total			\$ 33,671.47		\$ 34,175.36	\$ 67,846.83
<u>3</u>	1800 SE 18th Street Garage Ft. Lauderdale	12	Restrooms	\$ 99.81	\$ 1,197.70	\$ 101.31	\$ 1,215.67	\$ 2,413.37
		Hourly	Porter (30Hrs./Month)	\$ 26.42	\$ 9,512.71	\$ 26.82	\$ 9,655.40	\$ 19,168.11
		12	Cleaning Supplies	\$ 10.52	\$ 126.18	\$ 10.67	\$ 128.07	\$ 254.25
		12	Paper Products	\$ 15.77	\$ 189.27	\$ 16.01	\$ 192.11	\$ 381.38
		12	Carpet Cleaning - Deep (SQ. FT.)	\$ 0.06	\$ 22.52	\$ 0.06	\$ 22.52	\$ 45.05
		<u>357</u>	Electrostatic Disinfection (SQ. FT.)	\$ 0.04	\$ 15.02	\$ 0.04	\$ 15.02	\$ 30.03
		<u>357</u>						
		Total			\$ 11,063.40		\$ 11,228.79	\$ 22,292.19
4	Check point 3 (Restroom Only)	12	Restrooms	\$ 115.23	\$ 1,382.81	\$ 116.96	\$ 1,403.55	\$ 2,786.36
		Hourly	Porter (30Hrs./Month)	\$ 26.42	\$ 9,512.71	\$ 26.82	\$ 9,655.40	\$ 19,168.11
		12	Cleaning Supplies	\$ 1.71	\$ 20.57	\$ 1.74	\$ 20.88	\$ 41.44
		12	Paper Products	\$ 2.44	\$ 29.27	\$ 2.48	\$ 29.71	\$ 58.99
		12	Carpet Cleaning - Deep (SQ. FT.)	\$ 0.06	\$ 2.59	\$ 0.06	\$ 2.59	\$ 5.17
		<u>41</u>	Electrostatic Disinfection (SQ. FT.)	\$ 0.04	\$ 1.72	\$ 0.04	\$ 1.72	\$ 3.45
		<u>41</u>						
		Total			\$ 10,949.67		\$ 11,113.85	\$ 22,063.52
5	Check point 3 - Booth	12	Restrooms	\$ 99.81	\$ 1,197.70	\$ 101.31	\$ 1,215.67	\$ 2,413.37
		Hourly	Porter (30Hrs./Month)	\$ 26.42	\$ 9,512.71	\$ 26.82	\$ 9,655.40	\$ 19,168.11
		12	Cleaning Supplies	\$ 0.10	\$ 1.20	\$ 0.10	\$ 1.22	\$ 2.42
		12	Paper Products	\$ 1.43	\$ 17.16	\$ 1.45	\$ 17.42	\$ 34.58
		12	Carpet Cleaning - Deep (SQ. FT.)	\$ 0.06	\$ 1.51	\$ 0.06	\$ 1.51	\$ 3.03
		<u>24</u>	Electrostatic Disinfection (SQ. FT.)	\$ 0.04	\$ 1.01	\$ 0.04	\$ 1.01	\$ 2.02
		<u>24</u>						
		Total			\$ 10,731.29		\$ 10,892.23	\$ 21,623.52

Janitorial Services - Price Sheets - Port Everglades - Agreement 13 (CBE Reserve)

Janitorial Services - Price Sheets - Port Everglades - Agreement 13 (CBE Reserve)														
6	Check point 2 (<u>Restroom Only</u>)	12	Restrooms Porter (30Hrs./Month)	<table> <tr><td>\$ 115.23</td><td>\$ 1,382.81</td><td>\$ 116.96</td><td>\$ 1,403.55</td><td>\$ 2,786.36</td></tr> <tr><td>\$ 26.42</td><td>\$ 9,512.71</td><td>\$ 26.82</td><td>\$ 9,655.40</td><td>\$ 19,168.11</td></tr> </table>	\$ 115.23	\$ 1,382.81	\$ 116.96	\$ 1,403.55	\$ 2,786.36	\$ 26.42	\$ 9,512.71	\$ 26.82	\$ 9,655.40	\$ 19,168.11
\$ 115.23	\$ 1,382.81	\$ 116.96	\$ 1,403.55	\$ 2,786.36										
\$ 26.42	\$ 9,512.71	\$ 26.82	\$ 9,655.40	\$ 19,168.11										
		Hourly												
		12	Cleaning Supplies	\$ 1.71 \$ 20.57 \$ 1.74 \$ 20.88 \$ 41.44										
		12	Paper Products	\$ 2.44 \$ 29.27 \$ 2.48 \$ 29.71 \$ 58.99										
		<u>41</u>	Carpet Cleaning - Deep (SQ. FT.)	\$ 0.06 \$ 2.59 \$ 0.06 \$ 2.59 \$ 5.17										
		<u>41</u>	Disinfection (SQ. FT.)	\$ 0.04 \$ 1.72 \$ 0.04 \$ 1.72 \$ 3.45										
		Total		\$ 10,949.67 \$ 11,113.85 \$ 22,063.52										
7	Check point 2 - Booth	12	Restrooms Porter (30Hrs./Month)	<table> <tr><td>\$ 99.81</td><td>\$ 1,197.70</td><td>\$ 101.31</td><td>\$ 1,215.67</td><td>\$ 2,413.37</td></tr> <tr><td>\$ 26.42</td><td>\$ 9,512.71</td><td>\$ 26.82</td><td>\$ 9,655.40</td><td>\$ 19,168.11</td></tr> </table>	\$ 99.81	\$ 1,197.70	\$ 101.31	\$ 1,215.67	\$ 2,413.37	\$ 26.42	\$ 9,512.71	\$ 26.82	\$ 9,655.40	\$ 19,168.11
\$ 99.81	\$ 1,197.70	\$ 101.31	\$ 1,215.67	\$ 2,413.37										
\$ 26.42	\$ 9,512.71	\$ 26.82	\$ 9,655.40	\$ 19,168.11										
		Hourly												
		12	Cleaning Supplies	\$ 0.10 \$ 1.20 \$ 0.10 \$ 1.22 \$ 2.42										
		12	Paper Products	\$ 1.43 \$ 17.16 \$ 1.45 \$ 17.42 \$ 34.58										
		<u>24</u>	Carpet Cleaning - Deep (SQ. FT.)	\$ 0.06 \$ 1.51 \$ 0.06 \$ 1.51 \$ 3.03										
		<u>24</u>	Electrostatic Disinfection (SQ. FT.)	\$ 0.04 \$ 1.01 \$ 0.04 \$ 1.01 \$ 2.02										
		Total		\$ 10,731.29 \$ 10,892.23 \$ 21,623.52										
ITEM NO.	FACILITY LOCATION	Annual Frequency	Annual Process	<table> <tr> <th>Unit Price</th><th>Annual</th><th>Unit Price</th><th>Annual</th><th>Two Year Total</th></tr> </table>	Unit Price	Annual	Unit Price	Annual	Two Year Total					
Unit Price	Annual	Unit Price	Annual	Two Year Total										
8	1900 SE 23rd Street, Fort Lauderdale	12	Restrooms Porter (30Hrs./Month)	<table> <tr><td>\$ 115.23</td><td>\$ 1,382.81</td><td>\$ 116.96</td><td>\$ 1,403.55</td><td>\$ 2,786.36</td></tr> <tr><td>\$ 26.42</td><td>\$ 9,512.71</td><td>\$ 26.82</td><td>\$ 9,655.40</td><td>\$ 19,168.11</td></tr> </table>	\$ 115.23	\$ 1,382.81	\$ 116.96	\$ 1,403.55	\$ 2,786.36	\$ 26.42	\$ 9,512.71	\$ 26.82	\$ 9,655.40	\$ 19,168.11
\$ 115.23	\$ 1,382.81	\$ 116.96	\$ 1,403.55	\$ 2,786.36										
\$ 26.42	\$ 9,512.71	\$ 26.82	\$ 9,655.40	\$ 19,168.11										
		Hourly												
		12	Cleaning Supplies	\$ 40.74 \$ 488.82 \$ 41.35 \$ 496.15 \$ 984.97										
		12	Paper Products	\$ 7.38 \$ 88.58 \$ 7.49 \$ 89.91 \$ 178.49										
		<u>124</u>	Carpet Cleaning - Deep (SQ. FT.)	\$ 0.06 \$ 7.82 \$ 0.06 \$ 7.82 \$ 15.65										
		<u>124</u>	Electrostatic Disinfection (SQ. FT.)	\$ 0.04 \$ 5.22 \$ 0.04 \$ 5.22 \$ 10.43										
		Total		\$ 11,485.96 \$ 11,658.05 \$ 23,144.00										
9	Berth 8 (<u>Restroom Only</u>)	12	Restrooms Porter (30Hrs./Month)	<table> <tr><td>\$ 115.27</td><td>\$ 1,383.19</td><td>\$ 116.99</td><td>\$ 1,403.93</td><td>\$ 2,787.12</td></tr> <tr><td>\$ 26.42</td><td>\$ 9,512.71</td><td>\$ 26.82</td><td>\$ 9,655.40</td><td>\$ 19,168.11</td></tr> </table>	\$ 115.27	\$ 1,383.19	\$ 116.99	\$ 1,403.93	\$ 2,787.12	\$ 26.42	\$ 9,512.71	\$ 26.82	\$ 9,655.40	\$ 19,168.11
\$ 115.27	\$ 1,383.19	\$ 116.99	\$ 1,403.93	\$ 2,787.12										
\$ 26.42	\$ 9,512.71	\$ 26.82	\$ 9,655.40	\$ 19,168.11										
		Hourly												
		12	Cleaning Supplies	\$ 7.17 \$ 86.05 \$ 7.28 \$ 87.35 \$ 173.40										
		12	Paper Products	\$ 10.24 \$ 122.90 \$ 10.40 \$ 124.74 \$ 247.64										
		<u>172</u>	Carpet Cleaning - Deep (SQ. FT.)	\$ 0.06 \$ 10.85 \$ 0.06 \$ 10.85 \$ 21.70										
		<u>172</u>	Electrostatic Disinfection (SQ. FT.)	\$ 0.04 \$ 7.23 \$ 0.04 \$ 7.23 \$ 14.47										
		Total		\$ 11,122.94 \$ 11,289.51 \$ 22,412.44										
10	Berth 13 (<u>Restroom Only</u>)	12	Restrooms Porter (30Hrs./Month)	<table> <tr><td>\$ 115.23</td><td>\$ 1,382.81</td><td>\$ 116.96</td><td>\$ 1,403.55</td><td>\$ 2,786.36</td></tr> <tr><td>\$ 26.42</td><td>\$ 9,512.71</td><td>\$ 26.82</td><td>\$ 9,655.40</td><td>\$ 19,168.11</td></tr> </table>	\$ 115.23	\$ 1,382.81	\$ 116.96	\$ 1,403.55	\$ 2,786.36	\$ 26.42	\$ 9,512.71	\$ 26.82	\$ 9,655.40	\$ 19,168.11
\$ 115.23	\$ 1,382.81	\$ 116.96	\$ 1,403.55	\$ 2,786.36										
\$ 26.42	\$ 9,512.71	\$ 26.82	\$ 9,655.40	\$ 19,168.11										
		Hourly												
		12	Cleaning Supplies	\$ 4.17 \$ 50.09 \$ 4.24 \$ 50.84 \$ 100.94										
		12	Paper Products	\$ 5.96 \$ 71.54 \$ 6.05 \$ 72.62 \$ 144.16										
		<u>100</u>	Carpet Cleaning - Deep (SQ. FT.)	\$ 0.06 \$ 6.31 \$ 0.06 \$ 6.31 \$ 12.62										
		<u>100</u>	Electrostatic Disinfection (SQ. FT.)	\$ 0.04 \$ 4.21 \$ 0.04 \$ 4.21 \$ 8.41										
		Total		\$ 11,027.67 \$ 11,192.93 \$ 22,220.60										

Janitorial Services - Price Sheets - Port Everglades - Agreement 13 (CBE Reserve)

11	Gate 13 (Restroom Only)	12	Restrooms	\$ 115.23	\$ 1,382.81	\$ 116.96	\$ 1,403.55	\$ 2,786.36
		Hourly	Porter (30Hrs./Month)	\$ 26.42	\$ 9,512.71	\$ 26.82	\$ 9,655.40	\$ 19,168.11
		12	Cleaning Supplies	\$ 1.71	\$ 20.57	\$ 1.74	\$ 20.88	\$ 41.44
		12	Paper Products	\$ 2.44	\$ 29.27	\$ 2.48	\$ 29.71	\$ 58.99
		<u>41</u>	Carpet Cleaning - Deep (SQ. FT.)	\$ 0.06	\$ 2.59	\$ 0.06	\$ 2.59	\$ 5.17
		<u>41</u>	Electrostatic Disinfection (SQ. FT.)	\$ 0.04	\$ 1.72	\$ 0.04	\$ 1.72	\$ 3.45
		Total			\$ 10,949.67		\$ 11,113.85	\$ 22,063.52
12	Gate 13 - Booth	12	Restrooms	\$ 499.04	\$ 5,988.50	\$ 506.53	\$ 6,078.33	\$ 12,066.83
		Hourly	Porter (30Hrs./Month)	\$ 26.42	\$ 9,512.71	\$ 26.82	\$ 9,655.40	\$ 19,168.11
		12	Cleaning Supplies	\$ 1.05	\$ 12.62	\$ 1.07	\$ 12.81	\$ 25.43
		12	Paper Products	\$ 1.43	\$ 17.16	\$ 1.45	\$ 17.42	\$ 34.58
		<u>24</u>	Carpet Cleaning - Deep (SQ. FT.)	\$ 0.06	\$ 1.51	\$ 0.06	\$ 1.51	\$ 3.03
		<u>24</u>	Electrostatic Disinfection (SQ. FT.)	\$ 0.04	\$ 1.01	\$ 0.04	\$ 1.01	\$ 2.02
		Total			\$ 15,533.52		\$ 15,766.48	\$ 31,300.00
13	1900 SE 32nd Street, Fort Lauderdale	12	Restrooms	\$ 476.37	\$ 5,716.46	\$ 483.52	\$ 5,802.21	\$ 11,518.66
		Hourly	Porter (150Hrs./Month)	\$ 26.42	\$ 47,563.55	\$ 26.82	\$ 48,277.00	\$ 95,840.56
		12	Cleaning Supplies	\$ 40.74	\$ 488.82	\$ 41.35	\$ 496.15	\$ 984.97
		12	Paper Products	\$ 58.20	\$ 698.41	\$ 59.07	\$ 708.88	\$ 1,407.29
		<u>977</u>	Carpet Cleaning - Deep (SQ. FT.)	\$ 0.06	\$ 61.64	\$ 0.06	\$ 61.64	\$ 123.28
		<u>977</u>	Disinfection (SQ. FT.)	\$ 0.04	\$ 41.09	\$ 0.04	\$ 41.09	\$ 82.19
		Total			\$ 54,569.97		\$ 55,386.98	\$ 109,956.95
ITEM NO.	FACILITY LOCATION	<u>Annual Frequency</u>	<u>Annual Process</u>	<u>Unit Price</u>	<u>Annual</u>	<u>Unit Price</u>	<u>Annual</u>	<u>Two Year Total</u>
14	2019 Eller Drive, Fort Lauderdale	12	Restrooms	\$ 161.51	\$ 1,938.12	\$ 163.93	\$ 1,967.20	\$ 3,905.32
		Hourly	Porter (120Hrs./Month)	\$ 26.42	\$ 38,050.84	\$ 26.82	\$ 38,621.60	\$ 76,672.44
		12	Cleaning Supplies	\$ 56.79	\$ 681.50	\$ 57.64	\$ 691.72	\$ 1,373.22
		12	Paper Products	\$ 81.13	\$ 973.60	\$ 82.35	\$ 988.21	\$ 1,961.81
		<u>1362</u>	Carpet Cleaning - Deep (SQ. FT.)	\$ 0.06	\$ 85.93	\$ 0.06	\$ 85.93	\$ 171.86
		<u>1362</u>	Electrostatic Disinfection (SQ. FT.)	\$ 0.04	\$ 57.29	\$ 0.04	\$ 57.29	\$ 114.57
		Total			\$ 41,787.28		\$ 42,411.94	\$ 84,199.23
15	2021 Eller Drive, Fort Lauderdale	12	Restrooms	\$ 115.23	\$ 1,382.81	\$ 116.96	\$ 1,403.55	\$ 2,786.36
		Hourly	Porter (30Hrs./Month)	\$ 26.42	\$ 9,512.71	\$ 26.82	\$ 9,655.40	\$ 19,168.11
		12	Cleaning Supplies	\$ 18.05	\$ 216.65	\$ 18.33	\$ 219.90	\$ 436.55
		12	Paper Products	\$ 25.79	\$ 309.52	\$ 26.18	\$ 314.16	\$ 623.68
		<u>433</u>	Carpet Cleaning - Deep (SQ. FT.)	\$ 0.06	\$ 27.32	\$ 0.06	\$ 27.32	\$ 54.64
		<u>433</u>	Electrostatic Disinfection (SQ. FT.)	\$ 0.04	\$ 18.21	\$ 0.04	\$ 18.21	\$ 36.42
		Total			\$ 11,467.22		\$ 11,638.54	\$ 23,105.76

Janitorial Services - Price Sheets - Port Everglades - Agreement 13 (CBE Reserve)

16	2025 Eller Drive, Fort Lauderdale	12	Restrooms Porter (30Hrs./Month)	\$ 115.23	\$ 1,382.81	\$ 116.96	\$ 1,403.55	\$ 2,786.36
		Hourly		\$ 26.42	\$ 9,512.71	\$ 26.82	\$ 9,655.40	\$ 19,168.11
		12	Cleaning Supplies	\$ 2.75	\$ 33.06	\$ 2.80	\$ 33.56	\$ 66.61
		12	Paper Products	\$ 3.93	\$ 47.19	\$ 3.99	\$ 47.90	\$ 95.09
		<u>66</u>	Carpet Cleaning - Deep (SQ. FT.)	\$ 0.06	\$ 4.16	\$ 0.06	\$ 4.16	\$ 8.33
		<u>66</u>	Electrostatic Disinfection (SQ. FT.)	\$ 0.04	\$ 2.78	\$ 0.04	\$ 2.78	\$ 5.55
		Total			\$ 10,982.71		\$ 11,147.34	\$ 22,130.05
17	2026A Eller Drive, Fort Lauderdale	12	Restrooms Porter (90Hrs./Month)	\$ 345.70	\$ 4,148.42	\$ 350.89	\$ 4,210.65	\$ 8,359.07
		Hourly		\$ 26.42	\$ 28,538.13	\$ 26.82	\$ 28,966.20	\$ 57,504.33
		12	Cleaning Supplies	\$ 14.97	\$ 179.68	\$ 15.20	\$ 182.38	\$ 362.06
		12	Paper Products	\$ 21.39	\$ 256.65	\$ 21.71	\$ 260.50	\$ 517.15
		<u>359</u>	Carpet Cleaning - Deep (SQ. FT.)	\$ 0.06	\$ 22.65	\$ 0.06	\$ 22.65	\$ 45.30
		<u>359</u>	Electrostatic Disinfection (SQ. FT.)	\$ 0.04	\$ 15.10	\$ 0.04	\$ 15.10	\$ 30.20
		Total			\$ 33,160.63		\$ 33,657.47	\$ 66,818.10
ITEM								
NO.	<u>FACILITY LOCATION</u>	<u>Annual</u> <u>Frequency</u>	<u>Annual Process</u>	<u>Unit</u> <u>Price</u>	<u>Annual</u>	<u>Unit</u> <u>Price</u>	<u>Annual</u>	<u>Two Year</u> <u>Total</u>
18	2026 Eller Drive, Fort Lauderdale	12	Restrooms Porter (90Hrs./Month)	\$ 345.70	\$ 4,148.42	\$ 350.89	\$ 4,210.65	\$ 8,359.07
		Hourly		\$ 26.42	\$ 28,538.13	\$ 26.82	\$ 28,966.20	\$ 57,504.33
		12	Cleaning Supplies	\$ 27.77	\$ 333.24	\$ 28.19	\$ 338.24	\$ 671.48
		12	Paper Products	\$ 39.67	\$ 476.08	\$ 40.27	\$ 483.22	\$ 959.30
		<u>666</u>	Carpet Cleaning - Deep (SQ. FT.)	\$ 0.06	\$ 42.02	\$ 0.06	\$ 42.02	\$ 84.04
		<u>666</u>	Electrostatic Disinfection (SQ. FT.)	\$ 0.04	\$ 28.01	\$ 0.04	\$ 28.01	\$ 56.02
		Total			\$ 33,565.90		\$ 34,068.34	\$ 67,634.24
19	2200 SE 35th Street, Fort Lauderdale	12	Restrooms Porter (60Hrs./Month)	\$ 230.47	\$ 2,765.61	\$ 233.92	\$ 2,807.10	\$ 5,572.71
		Hourly		\$ 26.42	\$ 19,025.42	\$ 26.82	\$ 19,310.80	\$ 38,336.22
		12	Cleaning Supplies	\$ 15.02	\$ 180.19	\$ 15.24	\$ 182.89	\$ 363.07
		12	Paper Products	\$ 21.44	\$ 257.28	\$ 21.76	\$ 261.14	\$ 518.42
		<u>360</u>	Carpet Cleaning - Deep (SQ. FT.)	\$ 0.06	\$ 22.71	\$ 0.06	\$ 22.71	\$ 45.42
		<u>360</u>	Electrostatic Disinfection (SQ. FT.)	\$ 0.04	\$ 15.14	\$ 0.04	\$ 15.14	\$ 30.28
		Total			\$ 22,266.35		\$ 22,599.78	\$ 44,866.13
20	Check point 1 (<u>Restroom Only</u>)	12	Restrooms Porter (30Hrs./Month)	\$ 115.23	\$ 1,382.81	\$ 116.96	\$ 1,403.55	\$ 2,786.36
		Hourly		\$ 26.42	\$ 9,512.71	\$ 26.82	\$ 9,655.40	\$ 19,168.11
		12	Cleaning Supplies	\$ 1.71	\$ 20.57	\$ 1.74	\$ 20.88	\$ 41.44
		12	Paper Products	\$ 2.44	\$ 29.27	\$ 2.48	\$ 29.71	\$ 58.99
		<u>41</u>	Carpet Cleaning - Deep (SQ. FT.)	\$ 0.06	\$ 2.59	\$ 0.06	\$ 2.59	\$ 5.17
		<u>41</u>	Electrostatic Disinfection (SQ. FT.)	\$ 0.04	\$ 1.72	\$ 0.04	\$ 1.72	\$ 3.45
		Total			\$ 10,949.67		\$ 11,113.85	\$ 22,063.52

Janitorial Services - Price Sheets - Port Everglades - Agreement 13 (CBE Reserve)

21	Check point 1 - Booth	12	Restrooms Porter (30Hrs./Month)	\$ 99.81	\$ 1,197.70	\$ 101.31	\$ 1,215.67	\$ 2,413.37
		Hourly		\$ 26.42	\$ 9,512.71	\$ 26.82	\$ 9,655.40	\$ 19,168.11
		12	Cleaning Supplies	\$ 1.05	\$ 12.62	\$ 1.07	\$ 12.81	\$ 25.43
		12	Paper Products	\$ 1.43	\$ 17.16	\$ 1.45	\$ 17.42	\$ 34.58
		<u>24</u>	Carpet Cleaning - Deep (SQ. FT.)	\$ 0.06	\$ 1.51	\$ 0.06	\$ 1.51	\$ 3.03
		<u>24</u>	Electrostatic Disinfection (SQ. FT.)	\$ 0.04	\$ 1.01	\$ 0.04	\$ 1.01	\$ 2.02
		Total			\$ 10,742.71		\$ 10,903.82	\$ 21,646.53
22	Check point 4 (<u>Restroom Only</u>)	12	Restrooms Porter (30Hrs./Month)	\$ 115.23	\$ 1,382.81	\$ 116.96	\$ 1,403.55	\$ 2,786.36
		Hourly		\$ 26.42	\$ 9,512.71	\$ 26.82	\$ 9,655.40	\$ 19,168.11
		12	Cleaning Supplies	\$ 1.71	\$ 20.57	\$ 1.74	\$ 20.88	\$ 41.44
		12	Paper Products	\$ 2.44	\$ 29.27	\$ 2.48	\$ 29.71	\$ 58.99
		<u>41</u>	Carpet Cleaning - Deep (SQ. FT.)	\$ 0.06	\$ 2.59	\$ 0.06	\$ 2.59	\$ 5.17
		<u>41</u>	Electrostatic Disinfection (SQ. FT.)	\$ 0.04	\$ 1.72	\$ 0.04	\$ 1.72	\$ 3.45
		Total			\$ 10,949.67		\$ 11,113.85	\$ 22,063.52
23	Check point 4 - Booth	12	Restrooms Porter (30Hrs./Month)	\$ 99.81	\$ 1,197.70	\$ 101.31	\$ 1,215.67	\$ 2,413.37
		Hourly		\$ 26.42	\$ 9,512.71	\$ 26.82	\$ 9,655.40	\$ 19,168.11
		12	Cleaning Supplies	\$ 1.05	\$ 12.62	\$ 1.07	\$ 12.81	\$ 25.43
		12	Paper Products	\$ 1.43	\$ 17.16	\$ 1.45	\$ 17.42	\$ 34.58
		<u>24</u>	Carpet Cleaning - Deep (SQ. FT.)	\$ 0.06	\$ 1.51	\$ 0.06	\$ 1.51	\$ 3.03
		<u>24</u>	Electrostatic Disinfection (SQ. FT.)	\$ 0.04	\$ 1.01	\$ 0.04	\$ 1.01	\$ 2.02
		Total			\$ 10,742.71		\$ 10,903.82	\$ 21,646.53
24	Crane- 2050 SE 42nd ST. Ft. Laud	12	Restrooms Porter (120Hrs./Month)	\$ 460.94	\$ 5,531.23	\$ 467.85	\$ 5,614.19	\$ 11,145.42
		Hourly		\$ 26.42	\$ 38,050.84	\$ 26.82	\$ 38,621.60	\$ 76,672.44
		12	Cleaning Supplies	\$ 21.68	\$ 260.18	\$ 22.01	\$ 264.09	\$ 524.27
		12	Paper Products	\$ 30.98	\$ 371.73	\$ 31.44	\$ 377.30	\$ 749.03
		<u>520</u>	Carpet Cleaning - Deep (SQ. FT.)	\$ 0.06	\$ 32.81	\$ 0.06	\$ 32.81	\$ 65.61
		<u>520</u>	Electrostatic Disinfection (SQ. FT.)	\$ 0.04	\$ 21.87	\$ 0.04	\$ 21.87	\$ 43.74
		Total			\$ 44,268.65		\$ 44,931.86	\$ 89,200.52
25	Sally Port (<u>Booth</u>)	12	Restrooms Porter (30Hrs./Month)	\$ 99.81	\$ 1,197.70	\$ 101.31	\$ 1,215.67	\$ 2,413.37
		Hourly		\$ 26.42	\$ 9,512.71	\$ 26.82	\$ 9,655.40	\$ 19,168.11
		12	Cleaning Supplies	\$ 1.05	\$ 12.62	\$ 1.07	\$ 12.81	\$ 25.43
		12	Paper Products	\$ 1.43	\$ 17.16	\$ 1.45	\$ 17.42	\$ 34.58
		<u>24</u>	Carpet Cleaning - Deep (SQ. FT.)	\$ 0.06	\$ 1.51	\$ 0.06	\$ 1.51	\$ 3.03
		<u>24</u>	Electrostatic Disinfection (SQ. FT.)	\$ 0.04	\$ 1.01	\$ 0.04	\$ 1.01	\$ 2.02
		Total			\$ 10,742.71		\$ 10,903.82	\$ 21,646.53

Janitorial Services - Price Sheets - Port Everglades - Agreement 13 (CBE Reserve)

26	Gate 32 (Booth)	12	Restrooms	\$ 99.81	\$ 1,197.70	\$ 101.31	\$ 1,215.67	\$ 2,413.37
		Hourly	Porter (30Hrs./Month)	\$ 26.42	\$ 9,512.71	\$ 26.82	\$ 9,655.40	\$ 19,168.11
		12	Cleaning Supplies	\$ 1.05	\$ 12.62	\$ 1.07	\$ 12.81	\$ 25.43
		12	Paper Products	\$ 1.43	\$ 17.16	\$ 1.45	\$ 17.42	\$ 34.58
		24	Carpet Cleaning - Deep (SQ. FT.)	\$ 0.06	\$ 1.51	\$ 0.06	\$ 1.51	\$ 3.03
		24	Electrostatic Disinfection (SQ. FT.)	\$ 0.04	\$ 1.01	\$ 0.04	\$ 1.01	\$ 2.02
		Total			\$ 10,742.71		\$ 10,903.82	\$ 21,646.53

Total (1) - Summary, all sites \$ 509,259.03 \$ 516,886.86 \$ 1,026,145.89

FACILITY LOCATION	Annual Frequency	Annual Process					Two Year Total	
			Unit Price	Annual	Unit Price	Annual		
			Per Hour	Annual	Per Hour	Annual		2 years
Additional Labor:								
		Project Supervisor	50 hrs.	\$ 42.06	\$ 2,103.00	\$ 42.69	\$ 2,134.55	\$ 4,237.55
		Site Supervisor	50 hrs.	\$ 31.55	\$ 1,577.25	\$ 32.02	\$ 1,600.91	\$ 3,178.16
		Full Time Service Crew	50 hrs.	\$ 27.34	\$ 1,366.95	\$ 27.75	\$ 1,387.45	\$ 2,754.40
		Part Time Service Crew	50 hrs.	\$ 27.34	\$ 1,366.95	\$ 27.75	\$ 1,387.45	\$ 2,754.40
		Porter Day/Night	50 hrs.	\$ 27.34	\$ 1,366.95	\$ 27.75	\$ 1,387.45	\$ 2,754.40
Emergency Services Labor:								
		Project Supervisor	50 hrs.	\$ 63.09	\$ 3,154.50	\$ 64.04	\$ 3,201.82	\$ 6,356.32
		Site Supervisor	50 hrs.	\$ 47.32	\$ 2,365.88	\$ 48.03	\$ 2,401.36	\$ 4,767.24
		Full Time Service Crew	50 hrs.	\$ 41.01	\$ 2,050.43	\$ 41.62	\$ 2,081.18	\$ 4,131.61
		Part Time Service Crew	50 hrs.	\$ 41.01	\$ 2,050.43	\$ 41.62	\$ 2,081.18	\$ 4,131.61
		Porter Day/Night	50 hrs.	\$ 41.01	\$ 2,050.43	\$ 41.62	\$ 2,081.18	\$ 4,131.61
"Pass thru" (Services/Materials)					\$ 1,000.00		\$ 1,000.00	\$ 2,000.00
Total (2)					\$20,452.75		\$20,744.54	\$ 41,197.29

Grand Total - Whole Group

(Total 1 + Total 2)

\$ 529,711.78 \$ 537,631.40 \$ 1,067,343.18

NOTE: IT IS AGREED THAT THE MINIMUM WAGE TO BE PAID TO ALL EMPLOYEES, REGARDLESS OF THE NUMBER OF HOURS WORKED, WILL BE THE CURRENT BROWARD COUNTY LIVING WAGE.

YES YES

Agree to the above statement.

NO

Disagree to the above statement.

NAME OF COMPANY: 1 Lee Support Services Inc

AUTHORIZED PERSON NAME: Walter Cooper

AUTHORIZED SIGNATURE: Walter Cooper

By signing this proposal sheet, your firm is agreeing to the terms and conditions of the invitation for proposal.

All buildings listed in the group must be priced for this proposal sheet to be determined responsive.

AUTHORIZED PERSON TITLE: President

DATE: 5/15/2021

**THIS SHEET MUST BE SIGNED AND MUST NOT BE ALTERED OR REVISED.
ANY REVISION TO THIS SHEET MAY RENDER THE PROPOSAL NON-RESPONSIVE.**

Janitorial Services - Price Sheets - 911 Call Centers - Agreement 14 (CBE Reserve)											
ITEM NO.	FACILITY LOCATION	Annual		Year 1		Year 2		Two Year			
		Frequency	Annual Process	Unit		Unit					
				Price	Annual	Price	Annual	Total			
1	North Regional Dispatch Center 4900 Copans Rd, 2nd Fl	42	Basic-Cleaning		\$ -		\$ -	\$	-		
		42	Restrooms		\$ -		\$ -	\$	-		
	Coconut Creek 33066	42	Floors		\$ -		\$ -	\$	-		
		Hourly	Porter (325Hrs./Month)	\$ 26.42	\$103,054.36	\$ 26.82	\$104,600.18	\$	207,654.54	\$ 27.79	
		3,752	Pressure-Cleaning (SQ. FT.)		\$ -		\$ -	\$	-		
		4	Windows-		\$ -		\$ -	\$	-		
		3	Air Quality	\$ 6,547.97	\$19,643.92	\$ 6,646.19	\$19,938.58	\$	39,582.51	\$6,885.20	
		12	Cleaning Supplies	\$ 105.15	\$1,261.80	\$ 106.73	\$1,280.73	\$	2,542.53	\$ 110.57	
		12	Paper Products	\$ 157.73	\$1,892.70	\$ 160.09	\$1,921.09	\$	3,813.79	\$ 165.85	
			Carpet Cleaning - Deep (SQ. FT.)	\$ 0.06	\$236.71	\$ 0.06	\$ 236.71	\$	473.43	\$ 0.07	
		3,752	Electrostatic Disinfection (SQ. FT.)	\$ 0.04	\$157.81	\$ 0.04	\$ 157.81	\$	315.62	\$ 0.04	
		3,752									
		Total		\$126,247.31		\$128,135.10	\$	254,382.40			
		2	South Regional Dispatch Center 6057 SW 198 Terrace	42	Basic-Cleaning		\$ -		\$ -	\$	-
42	Restrooms				\$ -		\$ -	\$	-	\$ -	
Pembroke Pines 33332	42		Floors		\$ -		\$ -	\$	-	\$ -	
	Hourly		Porter (325Hrs./Month)	\$ 26.42	\$103,054.36	\$ 26.82	\$104,600.18	\$	207,654.54	\$ 27.79	
	2,323		Pressure-Cleaning (SQ. FT.)		\$ -		\$ -	\$	-		
	4		Windows-		\$ -		\$ -	\$	-		
	3		Air Quality	\$ 6,547.97	\$19,643.92	\$ 6,646.19	\$19,938.58	\$	39,582.51	\$6,885.20	
	12		Cleaning Supplies	\$ 105.15	\$1,261.80	\$ 106.73	\$1,280.73	\$	2,542.53	\$ 110.57	
	12		Paper Products	\$ 157.73	\$1,892.70	\$ 160.09	\$1,921.09	\$	3,813.79	\$ 165.85	
			Carpet Cleaning - Deep (SQ. FT.)	\$ 0.06	\$146.56	\$ 0.06	\$ 146.56	\$	293.12	\$ 0.07	
	2,323		Electrostatic Disinfection (SQ. FT.)	\$ 0.04	\$ 97.71	\$ 0.04	\$ 97.71	\$	195.41	\$ 0.04	
	2,323										
	Total			\$126,097.05		\$127,984.84	\$	254,081.89			
	3		Central Regional Dispatch Center 10440 W Oakland Park Bld Sunrise 33351	42	Basic-Cleaning		\$ -		\$ -	\$	-
42		Restrooms			\$ -		\$ -	\$	-	\$ -	
42		Floors			\$ -		\$ -	\$	-	\$ -	
		Hourly	Porter (325Hrs./Month)	\$ 25.13	\$98,007.00	\$ 25.51	\$99,477.11	\$	197,484.11	\$ 26.42	
		4,464	Pressure-Cleaning (SQ. FT.)		\$ -		\$ -	\$	-		
		4	Windows-		\$ -		\$ -	\$	-		
		3	Air Quality	\$ 6,547.97	\$19,643.92	\$ 6,646.19	\$19,938.58	\$	39,582.51	\$6,885.20	
		12	Cleaning Supplies	\$ 105.15	\$1,261.80	\$ 106.73	\$1,280.73	\$	2,542.53	\$ 110.57	
		12	Paper Products	\$ 157.73	\$1,892.70	\$ 160.09	\$1,921.09	\$	3,813.79	\$ 165.85	
			Carpet Cleaning - Deep (SQ. FT.)	\$ 0.06	\$281.63	\$ 0.06	\$ 281.63	\$	563.27	\$ 0.07	
		4,464	Electrostatic Disinfection (SQ. FT.)	\$ 0.04	\$187.76	\$ 0.04	\$ 187.76	\$	375.51	\$ 0.04	
		4,464									
		Total		\$121,274.81		\$123,086.89	\$	244,361.71			
		Total (1) - Summary, all sites				\$373,619.17	\$ -	\$379,206.83	\$	752,826.00	\$ -

Janitorial Services - Price Sheets - 911 Call Centers - Agreement 14 (CBE Reserve)									
ITEM NO.	FACILITY LOCATION	Annual Frequency	Annual Process	Unit		Unit			
				Price	Annual	Price	Annual	Two Year	
								Total	
								2 years	
								Per Hour	Annual
	Additional Labor:								
	Project Supervisor	50 hrs.		\$ 42.06	\$2,103.00	\$ 42.69	\$2,134.55	\$ 4,237.55	\$ 44.23
	Site Supervisor	50 hrs.		\$ 31.55	\$1,577.25	\$ 32.02	\$1,600.91	\$ 3,178.16	\$ 33.17
	Full Time Service Crew	50 hrs.		\$ 27.34	\$1,366.95	\$ 27.75	\$1,387.45	\$ 2,754.40	\$ 28.75
	Part Time Service Crew	50 hrs.		\$ 27.34	\$1,366.95	\$ 27.75	\$1,387.45	\$ 2,754.40	\$ 28.75
	Porter Day/Night	50 hrs.		\$ 27.34	\$1,366.95	\$ 27.75	\$1,387.45	\$ 2,754.40	\$ 28.75
	Emergency Services Labor:								
	Project Supervisor	50 hrs.		\$ 63.09	\$3,154.50	\$ 64.04	\$3,201.82	\$ 6,356.32	
	Site Supervisor	50 hrs.		\$ 47.32	\$2,365.88	\$ 48.03	\$2,401.36	\$ 4,767.24	
	Full Time Service Crew	50 hrs.		\$ 41.01	\$2,050.43	\$ 41.62	\$2,081.18	\$ 4,131.61	
	Part Time Service Crew	50 hrs.		\$ 41.01	\$2,050.43	\$ 41.62	\$2,081.18	\$ 4,131.61	
	Porter Day/Night	50 hrs.		\$ 41.01	\$2,050.43	\$ 41.62	\$2,081.18	\$ 4,131.61	
	"Pass thru" (Services/Materials)		\$1,000.00		\$1,000.00		\$1,000.00	\$ 2,000.00	
			Total Group 2		\$20,452.75		\$20,744.54	\$ 41,197.29	
Grand Total - Whole Group (Total 1 + Total 2)					\$394,071.92	\$ -	\$399,951.37	\$ 794,023.29	
NOTE: IT IS AGREED THAT THE MINIMUM WAGE TO BE PAID TO ALL EMPLOYEES, REGARDLESS OF THE NUMBER OF HOURS WORKED, WILL BE THE CURRENT BROWARD COUNTY LIVING WAGE.									
			YES	YES	Agree to the above statement.				
			NO		Disagree to the above statement.				
NAME OF COMPANY: 1 Lee Support Services Inc									
AUTHORIZED PERSON NAME: Walter Cooper									
AUTHORIZED SIGNATURE: Walter Cooper									
By signing this proposal sheet, your firm is agreeing to the terms and conditions of the invitation for proposal. All buildings listed in the group must be priced for this proposal sheet to be determined responsive.									
AUTHORIZED PERSON TITLE: President DATE: 5/15/2021									
THIS SHEET MUST BE SIGNED AND MUST NOT BE ALTERED OR REVISED. ANY REVISION TO THIS SHEET MAY RENDER THE PROPOSAL NON-RESPONSIVE.									

**JANITORIAL SERVICES – FACILITIES MANAGEMENT DIVISION
FACILITIES LOCATIONS****WAGE RATES
(FOR LIVING WAGE RATE INFORMATIONAL PURPOSES ONLY EFFECTIVE
JANUARY 1, 2021 THRU DECEMBER 31, 2021)**

The hourly rate within this attachment shall be in accordance with Broward County Living Wage Ordinance (Sections 26-100 through 26-105 of Article VII, Chapter 26, Broward County Code of Ordinances), as amended, annually adjusted per Living Wage Ordinance.

The completed form should be submitted with the solicitation response prior to the solicitation closing date. If not included with the solicitation response, the proposer is required to provide within three business days of County's request. Vendor may be deemed non-responsible for failure to fully comply within stated timeframes.

The hourly rate must be entered for all personnel positions in accordance with Special Instructions to Vendors, Section J.2. If additional personnel positions are proposed to perform the work, provide information in the applicable sections of this form.

The hourly rate shall be the raw (unburdened) labor rates exclusive of taxes, insurance, overhead, profit, etc.

NOTE: This form is for informational purposes only and will not be used for final evaluation and scoring for Price.

PERSONNEL POSITIONS (Insert below for each position the minimum unburdened hourly rate)

<u>DESCRIPTION</u>	<u>UNIT</u>	<u>(HOURLY RATE (UNBURDENED))</u>
Project Manager or Equivalent	Hour	\$ <u>27</u>
Assistant Project Manager or Equivalent	Hour	\$ <u>26</u>
Quality Control Manager or Equivalent	Hour	\$ <u>21</u>
Shift Supervisor or Equivalent	Hour	\$ <u>20</u>
Team Leader/Supervisor or Equivalent	Hour	\$ <u>19</u>
Janitorial Worker or Equivalent	Hour	\$ <u>17.05</u>
	Hour	\$ _____
	Hour	\$ _____

Vendor Name 1 Lee Support Services Inc.

JANITORIAL SERVICES – FACILITIES MANAGEMENT DIVISION FACILITIES LOCATIONS

WAGE RATES (FOR LIVING WAGE RATE INFORMATIONAL PURPOSES ONLY EFFECTIVE JANUARY 1, 2022 THRU DECEMBER 31, 2022)

The hourly rate within this attachment shall be in accordance with Broward County Living Wage Ordinance (Sections 26-100 through 26-105 of Article VII, Chapter 26, Broward County Code of Ordinances), as amended, annually adjusted per Living Wage Ordinance.

The completed form should be submitted with the solicitation response prior to the solicitation closing date. If not included with the solicitation response, the proposer is required to provide within three business days of County's request. Vendor may be deemed non-responsible for failure to fully comply within stated timeframes.

The hourly rate must be entered for all personnel positions in accordance with Special Instructions to Vendors, Section J.2. If additional personnel positions are proposed to perform the work, provide information in the applicable sections of this form.

The hourly rate shall be the raw (unburdened) labor rates exclusive of taxes, insurance, overhead, profit, etc.

NOTE: This form is for informational purposes only and will not be used for final evaluation and scoring for Price.

PERSONNEL POSITIONS (Insert below for each position the minimum unburdened hourly rate)

<u>DESCRIPTION</u>	<u>UNIT</u>	<u>(HOURLY RATE (UNBURDENED))</u>
Project Manager or Equivalent	Hour	\$ <u>27</u>
Assistant Project Manager or Equivalent	Hour	\$ <u>26</u>
Quality Control Manager or Equivalent	Hour	\$ <u>21</u>
Shift Supervisor or Equivalent	Hour	\$ <u>20</u>
Team Leader/Supervisor or Equivalent	Hour	\$ <u>20</u>
Janitorial Worker or Equivalent	Hour	\$ <u>19</u>
	Hour	\$ _____
	Hour	\$ _____

Vendor Name 1 Lee Support Services Inc.

WAGE RATES
(FOR LIVING WAGE RATE INFORMATIONAL PURPOSES ONLY EFFECTIVE
JANUARY 1, 2023 THRU DECEMBER 31, 2023)

The completed form should be submitted with the solicitation response prior to the solicitation closing date. If not included with the solicitation response, the proposer is required to provide within three business days of County's request. Vendor may be deemed non-responsible for failure to fully comply within stated timeframes.

The hourly rate shall be the raw (unburdened) labor rates exclusive of taxes, insurance, overhead, profit, etc.

PERSONNEL POSITIONS (Insert below for each position the minimum unburdened hourly rate)

<u>DESCRIPTION</u>	<u>UNIT</u>	(<u>HOURLY RATE UNBURDENED</u>)
Project Manager or Equivalent	Hour	\$ <u>30</u>
Assistant Project Manager or Equivalent	Hour	\$ <u>28</u>
Quality Control Manager or Equivalent	Hour	\$ <u>25</u>
Shift Supervisor or Equivalent	Hour	\$ <u>23</u>
Team Leader/Supervisor or Equivalent	Hour	\$ <u>21</u>
Janitorial Worker or Equivalent	Hour	\$ <u>19</u>
<u> </u>	Hour	\$ <u> </u>
<u> </u>	Hour	\$ <u> </u>

Vendor Name 1 Lee Support Services Inc.

Janitorial Services - Price Sheets - Branch Libraries - Agreement 1 (CBE Reserve)

Item No.	FACILITY LOCATION	Annual Frequency	Annual Process	Year 1		Year 2		Two Year Total
				Unit Price	Annual	Unit Price	Annual	
1	AFRICAN AMR. LIB. CULTURAL CT. 2680 N.W 6TH STREET FT. LAUDERDALE, FL. 33311	12	Basic Cleaning	\$12,023.78	\$144,285.32	\$ 12,204.13	\$146,449.60	\$ 290,734.91
		12	Restrooms	\$1,086.07	\$ 13,032.88	\$ 1,102.36	\$ 13,228.37	\$ 26,261.25
		12	Floors	\$2,182.66	\$ 26,191.94	\$ 2,215.40	\$ 26,584.82	\$ 52,776.76
		Hourly	Porter (373Hrs./Month)	\$ 26.42	\$118,274.70	\$ 26.82	\$120,048.82	\$ 238,323.51
		30,075	Pressure Cleaning (SQ. FT.)	\$ 0.05	\$ 1,581.19	\$ 0.05	\$ 1,581.19	\$ 3,162.39
		1	Windows	\$ 801.24	\$ 801.24	\$ 813.26	\$ 813.26	\$ 1,614.50
		1	Air Quality	\$3,155.65	\$ 3,155.65	\$ 3,202.98	\$ 3,202.98	\$ 6,358.63
		12	Cleaning Supplies	\$ 573.28	\$ 6,879.33	\$ 581.88	\$ 6,982.52	\$ 13,861.86
		12	Paper Products	\$ 716.60	\$ 8,599.17	\$ 727.35	\$ 8,728.15	\$ 17,327.32
		30,075	Carpet Cleaning - Deep (SQ. FT.)	\$ 0.06	\$ 1,897.43	\$ 0.06	\$ 1,897.43	\$ 3,794.86
		30,075	Electrostatic Disinfection (SQ. FT.)	\$ 0.04	\$ 1,264.95	\$ 0.04	\$ 1,264.95	\$ 2,529.91
		Total			\$325,963.80		\$330,782.10	\$ 656,745.91
2	BEACH BRANCH 221 POMPANO BEACH BLVD POMPANO BEACH, FL 33062	12	Basic Cleaning	\$ 580.02	\$ 6,960.21	\$ 588.72	\$ 7,064.62	\$ 14,024.83
		12	Restrooms	\$ 52.60	\$ 631.15	\$ 53.38	\$ 640.62	\$ 1,271.77
		12	Floors	\$ 105.19	\$ 1,262.30	\$ 106.77	\$ 1,281.24	\$ 2,543.54
		3,000	Pressure Cleaning (SQ. FT.)	\$ 0.05	\$ 157.73	\$ 0.05	\$ 157.73	\$ 315.45
		1	Windows	\$ 801.24	\$ 801.24	\$ 813.26	\$ 813.26	\$ 1,614.50
		1	Air Quality	\$ 315.57	\$ 315.57	\$ 320.30	\$ 320.30	\$ 635.86
		12	Cleaning Supplies	\$ 28.59	\$ 343.08	\$ 29.02	\$ 348.23	\$ 691.31
		12	Paper Products	\$ 35.74	\$ 428.89	\$ 36.28	\$ 435.32	\$ 864.20
		3000	Carpet Cleaning - Deep (SQ. FT.)	\$ 0.06	\$ 189.27	\$ 0.06	\$ 189.27	\$ 378.54
		3,000	Electrostatic Disinfection (SQ. FT.)	\$ 0.04	\$ 126.18	\$ 0.04	\$ 126.18	\$ 252.36
		Total			\$ 11,215.62		\$ 11,376.76	\$ 22,592.39
3	TYRONE BRYANT BRANCH 2230 N.W 21ST AVENUE FORT LAUDERDALE, FL 33311	12	Basic Cleaning	\$1,571.40	\$18,856.84	\$ 1,594.97	\$19,139.70	\$ 37,996.54
		12	Restrooms	\$ 142.01	\$ 1,704.06	\$ 144.14	\$ 1,729.62	\$ 3,433.68
		12	Floors	\$ 289.27	\$ 3,471.21	\$ 293.61	\$ 3,523.28	\$ 6,994.49
		10,000	Pressure Cleaning (SQ. FT.)	\$ 0.05	\$ 525.75	\$ 0.05	\$ 525.75	\$ 1,051.50
		1	Windows	\$ 801.24	\$ 801.24	\$ 813.26	\$ 813.26	\$ 1,614.50
		1	Air Quality	\$ 631.13	\$ 631.13	\$ 640.60	\$ 640.60	\$ 1,271.73
		12	Cleaning Supplies	\$ 95.31	\$ 1,143.70	\$ 96.74	\$ 1,160.85	\$ 2,304.55
		12	Paper Products	\$ 119.13	\$ 1,429.62	\$ 120.92	\$ 1,451.06	\$ 2,880.68
		10,000	Carpet Cleaning - Deep (SQ. FT.)	\$ 0.06	\$ 630.90	\$ 0.06	\$ 630.90	\$ 1,261.80
		10,000	Electrostatic Disinfection (SQ. FT.)	\$ 0.04	\$ 420.60	\$ 0.04	\$ 420.60	\$ 841.20
		Total			\$ 29,615.06		\$ 30,035.62	\$ 59,650.68
ITEM NO.	FACILITY LOCATION	Annual Frequency	Annual Process	Year 1		Year 2		Two Year Total
				Unit Price	Annual	Unit Price	Annual	
4	FT. LAUDERDALE BRANCH 1300 E. SUNRISE BLVD FORT LAUDERDALE, FL33304	12	Basic Cleaning	\$2,969.70	\$35,636.39	\$ 3,014.24	\$36,170.93	\$ 71,807.32
		12	Restrooms	\$ 268.23	\$ 3,218.73	\$ 272.25	\$ 3,267.01	\$ 6,485.73
		12	Floors	\$ 525.94	\$ 6,311.27	\$ 533.83	\$ 6,405.94	\$ 12,717.21
		20,000	Pressure Cleaning (SQ. FT.)	\$ 0.05	\$ 1,051.50	\$ 0.05	\$ 1,000.00	\$ 2,051.50
		1	Windows	\$ 801.24	\$ 801.24	\$ 813.26	\$ 813.26	\$ 1,614.50
		1	Air Quality	\$ 946.70	\$ 946.70	\$ 960.90	\$ 960.90	\$ 1,907.59
		12	Cleaning Supplies	\$ 190.62	\$ 2,287.39	\$ 193.48	\$ 2,321.70	\$ 4,609.09
		12	Paper Products	\$ 238.27	\$ 2,859.24	\$ 241.84	\$ 2,902.13	\$ 5,761.37
		20,000	Carpet Cleaning - Deep (SQ. FT.)	\$ 0.06	\$ 1,261.80	\$ 0.06	\$ 1,261.80	\$ 2,523.60
		20,000	Electrostatic Disinfection (SQ. FT.)	\$ 0.04	\$ 841.20	\$ 0.04	\$ 841.20	\$ 1,682.40
		Total			\$ 55,215.45		\$ 55,944.87	\$ 111,160.32

Janitorial Services - Price Sheets - Branch Libraries - Agreement 1 (CBE Reserve)

5	J M COLLIER CITY BRANCH 2800 N.W 9TH COURT POMPANO BEACH, FL 33069	12	Basic Cleaning	\$ 2,974.14	\$ 35,689.63	\$ 3,018.75	\$ 36,224.98	\$	71,914.61
		12	Restrooms	\$ 268.23	\$ 3,218.73	\$ 272.25	\$ 3,267.01	\$	6,485.73
		12	Floors	\$ 525.94	\$ 6,311.27	\$ 533.83	\$ 6,405.94	\$	12,717.21
		16,584	Pressure Cleaning (SQ. FT.)	\$ 0.05	\$ 871.90	\$ 0.05	\$ 871.90	\$	1,743.81
		1	Windows	\$ 801.24	\$ 801.24	\$ 813.26	\$ 813.26	\$	1,614.50
		1	Air Quality	\$ 946.70	\$ 946.70	\$ 960.90	\$ 960.90	\$	1,907.59
		12	Cleaning Supplies	\$ 158.06	\$ 1,896.74	\$ 160.43	\$ 1,925.19	\$	3,821.93
		12	Paper Products	\$ 197.58	\$ 2,370.92	\$ 200.54	\$ 2,406.49	\$	4,777.41
		16,584	Carpet Cleaning - Deep (SQ. FT.)	\$ 0.06	\$ 1,046.28	\$ 0.06	\$ 1,046.28	\$	2,092.57
		16,584	Electrostatic Disinfection (SQ. FT.)	\$ 0.04	\$ 697.52	\$ 0.04	\$ 697.52	\$	1,395.05
		Total		\$ 53,850.94		\$ 54,619.47		\$	108,470.41
6	CENTURY PLAZA BRANCH 1856A W. HILLSBORO BLVD DEERFIELD BEACH, FL 33442	12	Basic Cleaning	\$ 2,155.88	\$ 25,870.56	\$ 2,188.22	\$ 26,258.62	\$	52,129.18
		12	Restrooms	\$ 194.60	\$ 2,335.21	\$ 197.52	\$ 2,370.24	\$	4,705.45
		12	Floors	\$ 394.46	\$ 4,733.52	\$ 400.38	\$ 4,804.52	\$	9,538.04
		11,682	Pressure Cleaning (SQ. FT.)	\$ 0.05	\$ 614.18	\$ 0.05	\$ 614.18	\$	1,228.36
		1	Windows	\$ 801.24	\$ 801.24	\$ 813.26	\$ 813.26	\$	1,614.50
		1	Air Quality	\$ 631.13	\$ 631.13	\$ 640.60	\$ 640.60	\$	1,271.73
		12	Cleaning Supplies	\$ 111.34	\$ 1,336.12	\$ 113.01	\$ 1,356.16	\$	2,692.28
		12	Paper Products	\$ 139.18	\$ 1,670.12	\$ 141.26	\$ 1,695.17	\$	3,365.29
		11,682	Carpet Cleaning - Deep (SQ. FT.)	\$ 0.06	\$ 737.02	\$ 0.06	\$ 737.02	\$	1,474.03
		11,682	Electrostatic Disinfection (SQ. FT.)	\$ 0.04	\$ 491.34	\$ 0.04	\$ 491.34	\$	982.69
		Total		\$ 39,220.45		\$ 39,289.77		\$	79,001.56
7	CARVER RANCHES BRANCH 4735 SW 18TH STREET HOLLYWOOD, FL 33023	12	Basic Cleaning	\$ 1,865.86	\$ 22,390.26	\$ 1,893.84	\$ 22,726.12	\$	45,116.38
		12	Restrooms	\$ 168.30	\$ 2,019.64	\$ 170.83	\$ 2,049.93	\$	4,069.57
		12	Floors	\$ 341.86	\$ 4,102.36	\$ 346.99	\$ 4,163.90	\$	8,266.26
		10,000	Pressure Cleaning (SQ. FT.)	\$ 0.05	\$ 525.75	\$ 0.05	\$ 525.75	\$	1,051.50
		1	Windows	\$ 801.24	\$ 801.24	\$ 813.26	\$ 813.26	\$	1,614.50
		1	Air Quality	\$ 631.13	\$ 631.13	\$ 640.60	\$ 640.60	\$	1,271.73
		12	Cleaning Supplies	\$ 95.31	\$ 1,143.70	\$ 96.74	\$ 1,160.85	\$	2,304.55
		12	Paper Products	\$ 119.13	\$ 1,429.62	\$ 120.92	\$ 1,451.06	\$	2,880.68
		10,000	Carpet Cleaning - Deep (SQ. FT.)	\$ 0.06	\$ 630.90	\$ 0.06	\$ 630.90	\$	1,261.80
		10,000	Electrostatic Disinfection (SQ. FT.)	\$ 0.04	\$ 420.60	\$ 0.04	\$ 420.60	\$	841.20
		Total		\$ 34,095.20		\$ 34,582.97		\$	68,678.18

ITEM NO.	FACILITY LOCATION	Annual Frequency	Annual Process	Year 1		Year 2		Two Year Total	
				Unit Price	Annual	Unit Price	Annual		
8	DANIA BEACH PAUL DEMAYO BRANCH 1 PARK AVENUE EAST DANIA, FL 33004	12	Basic Cleaning	\$ 1,837.76	\$ 22,053.11	\$ 1,865.33	\$ 22,383.91	\$	44,437.02
		12	Restrooms	\$ 165.67	\$ 1,988.09	\$ 168.16	\$ 2,017.91	\$	4,006.01
		12	Floors	\$ 341.86	\$ 4,102.36	\$ 346.99	\$ 4,163.90	\$	8,266.26
		12,000	Pressure Cleaning (SQ. FT.)	\$ 0.05	\$ 630.90	\$ 0.05	\$ 630.90	\$	1,261.80
		1	Windows	\$ 801.24	\$ 801.24	\$ 813.26	\$ 813.26	\$	1,614.50
		1	Air Quality	\$ 631.13	\$ 631.13	\$ 640.60	\$ 640.60	\$	1,271.73
		12	Cleaning Supplies	\$ 114.37	\$ 1,372.46	\$ 116.09	\$ 1,393.05	\$	2,765.51
		12	Paper Products	\$ 142.96	\$ 1,715.54	\$ 145.11	\$ 1,741.28	\$	3,456.82
		12,000	Carpet Cleaning - Deep (SQ. FT.)	\$ 0.06	\$ 757.08	\$ 0.06	\$ 757.08	\$	1,514.16
		12,000	Electrostatic Disinfection (SQ. FT.)	\$ 0.04	\$ 504.72	\$ 0.04	\$ 504.72	\$	1,009.44
		Total			\$ 34,556.64		\$ 35,046.60	\$	69,603.25

Janitorial Services - Price Sheets - Branch Libraries - Agreement 1 (CBE Reserve)

9	DEERFIELD BEACH BRANCH 837 E. HILLSBORO BOULEVARD DEERFIELD BEACH, FL 33441	12	Basic Cleaning	\$ 2,735.90	\$ 32,830.77	\$ 2,776.94	\$ 33,323.24	\$	66,154.01
		12	Restrooms	\$ 247.20	\$ 2,966.37	\$ 250.91	\$ 3,010.86	\$	5,977.23
		12	Floors	\$ 499.64	\$ 5,995.70	\$ 507.14	\$ 6,085.63	\$	12,081.33
		15,120	Pressure Cleaning (SQ. FT.)	\$ 0.05	\$ 794.93	\$ 0.05	\$ 794.93	\$	1,589.87
		1	Windows	\$ 801.24	\$ 801.24	\$ 813.26	\$ 813.26	\$	1,614.50
		1	Air Quality	\$ 946.70	\$ 946.70	\$ 960.90	\$ 960.90	\$	1,907.59
		12	Cleaning Supplies	\$ 144.11	\$ 1,729.30	\$ 146.27	\$ 1,755.24	\$	3,484.53
		12	Paper Products	\$ 180.13	\$ 2,161.59	\$ 182.83	\$ 2,194.01	\$	4,355.60
		15,120	Carpet Cleaning - Deep (SQ. FT.)	\$ 0.06	\$ 953.92	\$ 0.06	\$ 953.92	\$	1,907.84
		15,120	Electrostatic Disinfection (SQ. FT.)	\$ 0.04	\$ 635.95	\$ 0.04	\$ 635.95	\$	1,271.89
		Total			\$ 49,816.46		\$ 50,527.94	\$	100,344.40
10	DAVIE COOPER CITY 4600 S.W 82ND AVE DAVIE FL, 33328	12	Basic Cleaning	\$ 1,865.86	\$ 22,390.26	\$ 1,893.84	\$ 22,726.12	\$	45,116.38
		12	Restrooms	\$ 168.30	\$ 2,019.64	\$ 170.83	\$ 2,049.93	\$	4,069.57
		12	Floors	\$ 341.86	\$ 4,102.36	\$ 346.99	\$ 4,163.90	\$	8,266.26
		10,000	Pressure Cleaning (SQ. FT.)	\$ 0.05	\$ 525.75	\$ 0.05	\$ 525.75	\$	1,051.50
		1	Windows	\$ 801.24	\$ 801.24	\$ 813.26	\$ 813.26	\$	1,614.50
		1	Air Quality	\$ 631.13	\$ 631.13	\$ 640.60	\$ 640.60	\$	1,271.73
		12	Cleaning Supplies	\$ 95.31	\$ 1,143.70	\$ 96.74	\$ 1,160.85	\$	2,304.55
		12	Paper Products	\$ 119.13	\$ 1,429.62	\$ 120.92	\$ 1,451.06	\$	2,880.68
		10,000	Carpet Cleaning - Deep (SQ. FT.)	\$ 0.06	\$ 630.90	\$ 0.06	\$ 630.90	\$	1,261.80
		10,000	Electrostatic Disinfection (SQ. FT.)	\$ 0.04	\$ 420.60	\$ 0.04	\$ 400.00	\$	820.60
		Total			\$ 34,095.20		\$ 34,562.37	\$	68,657.58
11	GALT OCEAN MILE CENTER 3403 GALT OCEAN MILE FORT LAUDERDALE, FL 33308	12	Basic Cleaning	\$ 1,037.50	\$ 12,450.05	\$ 1,053.07	\$ 12,636.81	\$	25,086.86
		12	Restrooms	\$ 79.10	\$ 949.25	\$ 80.29	\$ 963.49	\$	1,912.74
		12	Floors	\$ 157.78	\$ 1,893.33	\$ 160.14	\$ 1,921.73	\$	3,815.06
		4,900	Pressure Cleaning (SQ. FT.)	\$ 0.05	\$ 257.62	\$ 0.05	\$ 257.62	\$	515.24
		1	Windows	\$ 801.24	\$ 801.24	\$ 813.26	\$ 813.26	\$	1,614.50
		1	Air Quality	\$ 315.57	\$ 315.57	\$ 320.30	\$ 320.30	\$	635.86
		12	Cleaning Supplies	\$ 46.70	\$ 560.37	\$ 47.40	\$ 568.77	\$	1,129.14
		12	Paper Products	\$ 58.38	\$ 700.55	\$ 59.25	\$ 711.06	\$	1,411.61
		4,900	Carpet Cleaning - Deep (SQ. FT.)	\$ 0.06	\$ 309.14	\$ 0.06	\$ 309.14	\$	618.28
		4,900	Electrostatic Disinfection (SQ. FT.)	\$ 0.04	\$ 206.09	\$ 0.04	\$ 206.09	\$	412.19
		Total			\$ 18,443.22		\$ 18,708.27	\$	37,151.49

ITEM NO.	FACILITY LOCATION	Annual Frequency	Annual Process	Unit Price	Annual	Unit Price	Annual	Two Year Total	
12	HOLLYWOOD BEACH CENTER 1301 S. OCEAN DRIVE HOLLYWOOD, FL 33019	12	Basic Cleaning	\$ 495.69	\$ 5,948.25	\$ 503.12	\$ 6,037.48	\$	11,985.73
		12	Restrooms	\$ 44.71	\$ 536.52	\$ 45.38	\$ 544.57	\$	1,081.08
		12	Floors	\$ 78.89	\$ 946.73	\$ 80.08	\$ 960.93	\$	1,907.66
		2,500	Pressure Cleaning (SQ. FT.)	\$ 0.05	\$ 131.44	\$ 0.05	\$ 131.44	\$	262.88
		1	Windows	\$ 801.24	\$ 801.24	\$ 813.26	\$ 813.26	\$	1,614.50
		1	Air Quality	0.00	\$ -	\$ 0.00	\$ -	\$	-
		12	Cleaning Supplies	\$ 23.83	\$ 285.92	\$ 24.18	\$ 290.21	\$	576.14
		12	Paper Products	\$ 29.79	\$ 357.47	\$ 30.24	\$ 362.83	\$	720.30
		2,500	Carpet Cleaning - Deep (SQ. FT.)	\$ 0.06	\$ 157.73	\$ 0.06	\$ 157.73	\$	315.45
		2,500	Electrostatic Disinfection (SQ. FT.)	\$ 0.04	\$ 105.15	\$ 0.04	\$ 105.15	\$	210.30
		Total			\$ 9,270.44		\$ 9,403.59	\$	18,674.03

Janitorial Services - Price Sheets - Branch Libraries - Agreement 1 (CBE Reserve)

13	HALLANDALE BEACH BRANCH 300 S. FEDERAL HIGHWAY HALLANDALE, FL 33009	12	Basic Cleaning	\$ 2,216.54	\$ 26,598.49	\$ 2,249.79	\$ 26,997.47	\$	53,595.96
		12	Restrooms	\$ 199.86	\$ 2,398.30	\$ 202.86	\$ 2,434.28	\$	4,832.58
		12	Floors	\$ 394.46	\$ 4,733.52	\$ 400.38	\$ 4,804.52	\$	9,538.04
		14,700	Pressure Cleaning (SQ. FT.)	\$ 0.05	\$ 772.85	\$ 0.05	\$ 772.85	\$	1,545.71
		1	Windows	\$ 801.24	\$ 801.24	\$ 813.26	\$ 813.26	\$	1,614.50
		1	Air Quality	\$ 631.13	\$ 631.13	\$ 640.60	\$ 640.60	\$	1,271.73
		12	Cleaning Supplies	\$ 140.10	\$ 1,681.22	\$ 142.20	\$ 1,706.44	\$	3,387.66
		12	Paper Products	\$ 175.13	\$ 2,101.53	\$ 177.75	\$ 2,133.05	\$	4,234.58
		14,700	Carpet Cleaning - Deep (SQ. FT.)	\$ 0.06	\$ 927.42	\$ 0.06	\$ 927.42	\$	1,854.85
		14,700	Electrostatic Disinfection (SQ. FT.)	\$ 0.04	\$ 618.28	\$ 0.04	\$ 618.28	\$	1,236.56
		Total		\$ 41,263.99		\$ 41,848.18		\$	83,112.17
14	HOLLYWOOD LIBRARY 2600 Hollywood Blvd Hollywood, FL 33020	12	Basic Cleaning	\$ 6,313.73	\$ 75,764.78	\$ 6,408.44	\$ 76,901.25	\$	152,666.03
		12	Restrooms	\$ 570.65	\$ 6,847.79	\$ 579.21	\$ 6,950.51	\$	13,798.29
		12	Floors	\$ 1,130.77	\$ 13,569.27	\$ 1,147.73	\$ 13,772.81	\$	27,342.08
		31,000	Pressure Cleaning (SQ. FT.)	\$ 0.05	\$ 1,629.83	\$ 0.05	\$ 1,629.83	\$	3,259.65
		1	Windows	\$ 801.24	\$ 801.24	\$ 813.26	\$ 813.26	\$	1,614.50
		1	Air Quality	\$ 1,577.83	\$ 1,577.83	\$ 1,601.50	\$ 1,601.50	\$	3,179.32
		12	Cleaning Supplies	\$ 295.45	\$ 3,545.41	\$ 299.88	\$ 3,598.59	\$	7,143.99
		12	Paper Products	\$ 369.32	\$ 4,431.82	\$ 374.86	\$ 4,498.30	\$	8,930.12
		31,000	Carpet Cleaning - Deep (SQ. FT.)	\$ 0.06	\$ 1,955.79	\$ 0.06	\$ 1,955.79	\$	3,911.58
		31,000	Electrostatic Disinfection (SQ. FT.)	\$ 0.04	\$ 1,303.86	\$ 0.04	\$ 1,303.86	\$	2,607.72
		Total		\$ 111,427.61		\$ 113,025.68		\$	224,453.30
15	IMPERIAL POINT BRANCH 5985 N FEDERAL HIGHWAY FORT LAUDERDALE, FL 33308	12	Basic Cleaning	\$ 2,534.67	\$ 30,416.07	\$ 2,572.69	\$ 30,872.31	\$	61,288.38
		12	Restrooms	\$ 228.79	\$ 2,745.42	\$ 232.22	\$ 2,786.61	\$	5,532.03
		12	Floors	\$ 447.05	\$ 5,364.54	\$ 453.75	\$ 5,445.01	\$	10,809.55
		14,000	Pressure Cleaning (SQ. FT.)	\$ 0.05	\$ 736.05	\$ 0.05	\$ 736.05	\$	1,472.10
		1	Windows	\$ 801.24	\$ 801.24	\$ 813.26	\$ 813.26	\$	1,614.50
		1	Air Quality	\$ 631.13	\$ 631.13	\$ 640.60	\$ 640.60	\$	1,271.73
		12	Cleaning Supplies	\$ 133.44	\$ 1,601.22	\$ 135.44	\$ 1,625.24	\$	3,226.47
		12	Paper Products	\$ 166.79	\$ 2,001.47	\$ 169.29	\$ 2,031.49	\$	4,032.96
		14,000	Carpet Cleaning - Deep (SQ. FT.)	\$ 0.06	\$ 883.26	\$ 0.06	\$ 883.26	\$	1,766.52
		14,000	Electrostatic Disinfection (SQ. FT.)	\$ 0.04	\$ 588.84	\$ 0.04	\$ 588.84	\$	1,177.68
		Total		\$ 45,769.25		\$ 46,422.67		\$	92,191.92

ITEM NO.	FACILITY LOCATION	Annual Frequency	Annual Process	Year 1		Year 2		Two Year Total
				Unit Price	Annual	Unit Price	Annual	
16	LAUDERHILL TOWN CENTER 6399 West Oakland Park Blvd LAUDERHILL, FL 33313	12	Basic Cleaning	\$ 1,865.86	\$ 22,390.26	\$ 1,893.84	\$ 22,726.12	\$ 45,116.38
		12	Restrooms	\$ 168.30	\$ 2,019.64	\$ 170.83	\$ 2,049.93	\$ 4,069.57
		12	Floors	\$ 341.86	\$ 4,102.36	\$ 346.99	\$ 4,163.90	\$ 8,266.26
		10,000	Pressure Cleaning (SQ. FT.)	\$ 0.05	\$ 525.75	\$ 0.05	\$ 525.75	\$ 1,051.50
		1	Windows	\$ 801.24	\$ 801.24	\$ 813.26	\$ 813.26	\$ 1,614.50
		1	Air Quality	\$ 631.13	\$ 631.13	\$ 640.60	\$ 640.60	\$ 1,271.73
		12	Cleaning Supplies	\$ 95.31	\$ 1,143.70	\$ 96.74	\$ 1,160.85	\$ 2,304.55
		12	Paper Products	\$ 119.13	\$ 1,429.62	\$ 120.92	\$ 1,451.06	\$ 2,880.68
		10,000	Carpet Cleaning - Deep (SQ. FT.)	\$ 0.06	\$ 630.90	\$ 0.06	\$ 630.90	\$ 1,261.80
		10,000	Electrostatic Disinfection (SQ. FT.)	\$ 0.04	\$ 420.60	\$ 0.04	\$ 420.60	\$ 841.20
		Total		\$ 34,095.20		\$ 34,162.37		\$ 68,678.18

Janitorial Services - Price Sheets - Branch Libraries - Agreement 1 (CBE Reserve)

17	LAUDERDALE LAKES BRANCH 3521 NW 43RD AVE LAUDERDALE LAKES, FL 33319	12	Basic Cleaning	\$ 1,515.18	\$ 18,182.16	\$ 1,537.91	\$ 18,454.89	\$	36,637.05
		12	Restrooms	\$ 136.75	\$ 1,640.97	\$ 138.80	\$ 1,665.59	\$	3,306.56
		12	Floors	\$ 262.97	\$ 3,155.64	\$ 266.91	\$ 3,202.97	\$	6,358.61
		7,900	Pressure Cleaning (SQ. FT.)	\$ 0.05	\$ 415.34	\$ 0.05	\$ 415.34	\$	830.69
		1	Windows	\$ 801.24	\$ 801.24	\$ 813.26	\$ 813.26	\$	1,614.50
		1	Air Quality	\$ 315.57	\$ 315.57	\$ 320.30	\$ 320.30	\$	635.86
		12	Cleaning Supplies	\$ 75.30	\$ 903.57	\$ 76.43	\$ 917.13	\$	1,820.70
		12	Paper Products	\$ 94.12	\$ 1,129.44	\$ 95.53	\$ 1,146.38	\$	2,275.82
		7,900	Carpet Cleaning - Deep (SQ. FT.)	\$ 0.06	\$ 498.41	\$ 0.06	\$ 498.41	\$	996.82
		7,900	Electrostatic Disinfection (SQ. FT.)	\$ 0.04	\$ 332.27	\$ 0.04	\$ 332.27	\$	664.55
		Total		\$ 27,374.61		\$ 27,766.54		\$	55,141.16
18	MIRAMAR BRANCH - EDUCATION CENTER 2050 CIVIC CENTER PLACE MIRAMAR, FL 33025	12	Basic Cleaning	\$ 5,270.57	\$ 63,246.84	\$ 5,349.63	\$ 64,195.54	\$	127,442.39
		12	Restrooms	\$ 475.97	\$ 5,711.66	\$ 483.11	\$ 5,797.34	\$	11,509.00
		12	Floors	\$ 946.70	\$ 11,360.36	\$ 960.90	\$ 11,530.77	\$	22,891.13
		30,181	Pressure Cleaning (SQ. FT.)	\$ 0.05	\$ 1,586.77	\$ 0.05	\$ 1,586.77	\$	3,173.53
		1	Windows	\$ 801.24	\$ 801.24	\$ 813.26	\$ 813.26	\$	1,614.50
		1	Air Quality	\$ 1,577.83	\$ 1,577.83	\$ 1,601.50	\$ 1,601.50	\$	3,179.32
		12	Cleaning Supplies	\$ 287.65	\$ 3,451.78	\$ 291.96	\$ 3,503.56	\$	6,955.34
		12	Paper Products	\$ 359.56	\$ 4,314.73	\$ 364.95	\$ 4,379.45	\$	8,694.17
		30,181	Carpet Cleaning - Deep (SQ. FT.)	\$ 0.06	\$ 1,904.12	\$ 0.06	\$ 1,904.12	\$	3,808.24
		30,181	Electrostatic Disinfection (SQ. FT.)	\$ 0.04	\$ 1,269.41	\$ 0.04	\$ 1,269.41	\$	2,538.83
		Total		\$ 95,224.74		\$ 96,581.71		\$	191,806.46
19	MARGATE BRANCH 5810 PARK DRIVE MARGATE, FL 33063	12	Basic Cleaning	\$ 2,852.79	\$ 34,233.52	\$ 2,895.59	\$ 34,747.02	\$	68,980.54
		12	Restrooms	\$ 257.71	\$ 3,092.55	\$ 261.58	\$ 3,138.93	\$	6,231.48
		12	Floors	\$ 525.94	\$ 6,311.27	\$ 533.83	\$ 6,405.94	\$	12,717.21
		15,800	Pressure Cleaning (SQ. FT.)	\$ 0.05	\$ 830.69	\$ 0.05	\$ 830.69	\$	1,661.37
		1	Windows	\$ 801.24	\$ 801.24	\$ 813.26	\$ 813.26	\$	1,614.50
		1	Air Quality	\$ 946.70	\$ 946.70	\$ 960.90	\$ 960.90	\$	1,907.59
		12	Cleaning Supplies	\$ 150.59	\$ 1,807.02	\$ 152.84	\$ 1,834.13	\$	3,641.15
		12	Paper Products	\$ 188.23	\$ 2,258.75	\$ 191.05	\$ 2,292.63	\$	4,551.38
		15,800	Carpet Cleaning - Deep (SQ. FT.)	\$ 0.06	\$ 996.82	\$ 0.06	\$ 996.82	\$	1,993.64
		15,800	Electrostatic Disinfection (SQ. FT.)	\$ 0.04	\$ 664.55	\$ 0.04	\$ 664.55	\$	1,329.10
		Total		\$ 51,943.10		\$ 52,684.87		\$	104,627.97

ITEM NO.	FACILITY LOCATION	Annual Frequency	Annual Process	Year 1		Year 2		Two Year Total
				Unit Price	Annual	Unit Price	Annual	
20	NORTH LAUDERDALE BRANCH 6901 Kimberly Blvd. N. LAUDERDALE, FL 33068	12	Basic Cleaning	\$ 2,969.70	\$ 35,636.39	\$ 3,014.24	\$ 36,170.93	\$ 71,807.32
		12	Restrooms	\$ 268.23	\$ 3,218.73	\$ 272.25	\$ 3,267.01	\$ 6,485.73
		12	Floors	\$ 525.94	\$ 6,311.27	\$ 533.83	\$ 6,405.94	\$ 12,717.21
		20,000	Pressure Cleaning (SQ. FT.)	\$ 0.05	\$ 1,051.50	\$ 0.05	\$ 1,051.50	\$ 2,103.00
		1	Windows	\$ 801.24	\$ 801.24	\$ 813.26	\$ 813.26	\$ 1,614.50
		1	Air Quality	\$ 946.70	\$ 946.70	\$ 960.90	\$ 960.90	\$ 1,907.59
		12	Cleaning Supplies	\$ 190.62	\$ 2,287.39	\$ 193.48	\$ 2,321.70	\$ 4,609.09
		12	Paper Products	\$ 238.27	\$ 2,859.24	\$ 241.84	\$ 2,902.13	\$ 5,761.37
		20,000	Carpet Cleaning - Deep (SQ. FT.)	\$ 0.06	\$ 1,261.80	\$ 0.06	\$ 1,261.80	\$ 2,523.60
		20,000	Electrostatic Disinfection (SQ. FT.)	\$ 0.04	\$ 841.20	\$ 0.04	\$ 841.20	\$ 1,682.40
		Total			\$ 55,215.45		\$ 55,996.37	\$ 111,211.82

Janitorial Services - Price Sheets - Branch Libraries - Agreement 1 (CBE Reserve)

21	NORTHWEST REGIONAL LIBRARY 3151 UNIVERSITY DRIVE CORAL SPRINGS, FL 33065	12	Basic Cleaning	\$14,352.78	\$ 172,233.30	\$ 14,568.07	\$ 174,816.80	\$	347,050.10
		12	Restrooms	\$1,296.45	\$ 15,557.36	\$ 1,315.89	\$ 15,790.72	\$	31,348.09
		12	Floors	\$2,603.41	\$ 31,240.91	\$ 2,642.46	\$ 31,709.52	\$	62,950.43
		Hourly	Porter (238Hrs./Month)	\$ 26.42	\$ 75,467.50	\$ 26.82	\$ 76,599.51	\$	152,067.01
		36,000	Pressure Cleaning (SQ. FT.)	\$ 0.05	\$ 1,892.70	\$ 0.05	\$ 1,892.70	\$	3,785.40
		1	Windows	\$ 801.24	\$ 801.24	\$ 813.26	\$ 813.26	\$	1,614.50
		1	Air Quality	\$3,786.78	\$ 3,786.78	\$ 3,843.58	\$ 3,843.58	\$	7,630.36
		12	Cleaning Supplies	\$ 686.22	\$ 8,234.63	\$ 696.51	\$ 8,358.15	\$	16,592.79
		12	Paper Products	\$ 857.77	\$ 10,293.26	\$ 870.64	\$ 10,447.68	\$	20,740.92
		36,000	Carpet Cleaning - Deep (SQ. FT.)	\$ 0.06	\$ 2,271.24	\$ 0.06	\$ 2,271.24	\$	4,542.48
		36,000	Electrostatic Disinfection (SQ. FT.)	\$ 0.04	\$ 1,514.16	\$ 0.04	\$ 1,514.16	\$	3,028.32
		Total			\$ 323,293.09		\$ 328,057.31	\$	651,350.40

22	NORTH WEST BRANCH 1580 N.W 3RD AVENUE POMPANO BEACH, FL 33060	12	Basic Cleaning	\$1,716.41	\$ 20,596.87	\$ 1,742.15	\$ 20,905.82	\$	41,502.69
		12	Restrooms	\$ 155.15	\$ 1,861.79	\$ 157.48	\$ 1,889.71	\$	3,751.50
		12	Floors	\$ 315.57	\$ 3,786.79	\$ 320.30	\$ 3,843.59	\$	7,630.38
		9,000	Pressure Cleaning (SQ. FT.)	\$ 0.05	\$ 473.18	\$ 0.05	\$ 473.18	\$	946.35
		1	Windows	\$ 801.24	\$ 801.24	\$ 813.26	\$ 813.26	\$	1,614.50
		1	Air Quality	\$ 631.13	\$ 631.13	\$ 640.60	\$ 640.60	\$	1,271.73
		12	Cleaning Supplies	\$ 85.78	\$ 1,029.38	\$ 87.07	\$ 1,044.82	\$	2,074.19
		12	Paper Products	\$ 107.22	\$ 1,286.66	\$ 108.83	\$ 1,305.96	\$	2,592.61
		9,000	Carpet Cleaning - Deep (SQ. FT.)	\$ 0.06	\$ 567.81	\$ 0.06	\$ 567.81	\$	1,135.62
		9,000	Electrostatic Disinfection (SQ. FT.)	\$ 0.04	\$ 378.54	\$ 0.04	\$ 378.54	\$	757.08
		Total			\$ 31,413.37		\$ 31,863.28	\$	63,276.65

23	POMPANO BEACH BRANCH 1213 E. ATLANTIC BOULEVARD POMPANO BEACH, FL 33069	12	Basic Cleaning	\$4,541.10	\$ 54,493.23	\$ 4,609.22	\$ 55,310.63	\$	109,803.86
		12	Restrooms	\$ 410.23	\$ 4,922.79	\$ 416.39	\$ 4,996.63	\$	9,919.41
		12	Floors	\$ 815.21	\$ 9,782.48	\$ 827.44	\$ 9,929.22	\$	19,711.70
		12,918	Pressure Cleaning (SQ. FT.)	\$ 0.05	\$ 679.16	\$ 0.05	\$ 679.16	\$	1,358.33
		1	Windows	\$ 801.24	\$ 801.24	\$ 813.26	\$ 813.26	\$	1,614.50
		1	Air Quality	\$1,262.26	\$ 1,262.26	\$ 1,281.20	\$ 1,281.20	\$	2,543.46
		12	Cleaning Supplies	\$ 246.24	\$ 2,954.88	\$ 249.93	\$ 2,999.21	\$	5,954.09
		12	Paper Products	\$ 307.80	\$ 3,693.54	\$ 312.41	\$ 3,748.94	\$	7,442.49
		12,918	Carpet Cleaning - Deep (SQ. FT.)	\$ 0.06	\$ 815.00	\$ 0.06	\$ 815.00	\$	1,629.99
		12,918	Electrostatic Disinfection (SQ. FT.)	\$ 0.04	\$ 543.33	\$ 0.04	\$ 543.33	\$	1,086.66
		Total			\$ 79,947.92		\$ 81,116.58	\$	161,064.50

ITEM NO.	FACILITY LOCATION	Annual Frequency	Annual Process	Unit Price	Annual	Unit Price	Annual	Two Year Total	
24	RIVERLAND BRANCH 2710 W. DAVIE BLVD FORT LAUDERDALE, FL 33312	12	Basic Cleaning	\$1,865.86	\$ 22,390.26	\$ 1,893.84	\$ 22,726.12	\$	45,116.38
		12	Restrooms	\$ 168.30	\$ 2,019.64	\$ 170.83	\$ 2,049.93	\$	4,069.57
		12	Floors	\$ 341.86	\$ 4,102.36	\$ 346.99	\$ 4,163.90	\$	8,266.26
		10,000	Pressure Cleaning (SQ. FT.)	\$ 0.05	\$ 525.75	\$ 0.05	\$ 525.75	\$	1,051.50
		1	Windows	\$ 801.24	\$ 801.24	\$ 813.26	\$ 813.26	\$	1,614.50
		1	Air Quality	\$ 631.13	\$ 631.13	\$ 640.60	\$ 640.60	\$	1,271.73
		12	Cleaning Supplies	\$ 95.31	\$ 1,143.70	\$ 96.74	\$ 1,160.85	\$	2,304.55
		12	Paper Products	\$ 119.13	\$ 1,429.62	\$ 120.92	\$ 1,451.06	\$	2,880.68
		10,000	Carpet Cleaning - Deep (SQ. FT.)	\$ 0.06	\$ 630.90	\$ 0.06	\$ 630.90	\$	1,261.80
		10,000	Electrostatic Disinfection (SQ. FT.)	\$ 0.04	\$ 420.60	\$ 0.04	\$ 420.60	\$	841.20
		Total			\$ 34,095.20		\$ 34,582.97	\$	68,678.18

Janitorial Services - Price Sheets - Branch Libraries - Agreement 1 (CBE Reserve)

25	STIRLING ROAD LIBRARY 3151 Stirling Road Hollywood, Fl. 33020	12	Basic Cleaning	\$ 3,554.16	\$ 42,649.98	\$ 3,607.48	\$ 43,289.73	\$	85,939.70
		12	Restrooms	\$ 320.82	\$ 3,849.88	\$ 325.64	\$ 3,907.63	\$	7,757.50
		12	Floors	\$ 631.13	\$ 7,573.58	\$ 640.60	\$ 7,687.18	\$	15,260.76
		20,000	Pressure Cleaning (SQ. FT.)	\$ 0.05	\$ 1,051.50	\$ 0.05	\$ 1,051.50	\$	2,103.00
		1	Windows	\$ 801.24	\$ 801.24	\$ 813.26	\$ 813.26	\$	1,614.50
		1	Air Quality	\$ 946.70	\$ 946.70	\$ 960.90	\$ 960.90	\$	1,907.59
		12	Cleaning Supplies	\$ 190.62	\$ 2,287.39	\$ 193.48	\$ 2,321.70	\$	4,609.09
		12	Paper Products	\$ 238.27	\$ 2,859.24	\$ 241.84	\$ 2,902.13	\$	5,761.37
		20,000	Carpet Cleaning - Deep (SQ. FT.)	\$ 0.06	\$ 1,261.80	\$ 0.06	\$ 1,261.80	\$	2,523.60
		20,000	Electrostatic Disinfection (SQ. FT.)	\$ 0.04	\$ 841.20	\$ 0.04	\$ 841.20	\$	1,682.40
		Total			\$ 64,122.50		\$ 64,195.82	\$	129,159.52
26	SUNRISE DAN PEARL 10500 W. OAKLAND PARK BLVD SUNRISE, FL 33351	12	Basic Cleaning	\$ 3,554.16	\$ 42,649.98	\$ 3,607.48	\$ 43,289.73	\$	85,939.70
		12	Restrooms	\$ 320.82	\$ 3,849.88	\$ 325.64	\$ 3,907.63	\$	7,757.50
		12	Floors	\$ 631.13	\$ 7,573.58	\$ 640.60	\$ 7,687.18	\$	15,260.76
		20,000	Pressure Cleaning (SQ. FT.)	\$ 0.05	\$ 1,051.50	\$ 0.05	\$ 1,000.00	\$	2,051.50
		1	Windows	\$ 801.24	\$ 801.24	\$ 813.26	\$ 813.26	\$	1,614.50
		1	Air Quality	\$ 946.70	\$ 946.70	\$ 960.90	\$ 960.90	\$	1,907.59
		12	Cleaning Supplies	\$ 190.62	\$ 2,287.39	\$ 193.48	\$ 2,321.70	\$	4,609.09
		12	Paper Products	\$ 238.27	\$ 2,859.24	\$ 241.84	\$ 2,902.13	\$	5,761.37
		20,000	Carpet Cleaning - Deep (SQ. FT.)	\$ 0.06	\$ 1,261.80	\$ 0.06	\$ 1,200.00	\$	2,461.80
		20,000	Electrostatic Disinfection (SQ. FT.)	\$ 0.04	\$ 841.20	\$ 0.04	\$ 800.00	\$	1,641.20
		Total			\$ 64,122.50		\$ 64,882.52	\$	129,005.02
27	SOUTHWEST REGIONAL 16835 SHERIDAN STREET PEMBROKE PINES, FL 33331	12	Basic Cleaning	\$15,517.27	\$ 186,207.23	\$ 15,750.03	\$ 189,000.34	\$	375,207.57
		12	Restrooms	\$ 1,401.64	\$ 16,819.67	\$ 1,422.66	\$ 17,071.96	\$	33,891.63
		12	Floors	\$ 2,813.79	\$ 33,765.52	\$ 2,856.00	\$ 34,272.00	\$	68,037.51
		Hourly	Porter (152Hrs./Month)	\$ 26.42	\$ 48,197.73	\$ 26.82	\$ 48,920.70	\$	97,118.43
		39,000	Pressure Cleaning (SQ. FT.)	\$ 0.05	\$ 2,050.43	\$ 0.05	\$ 1,950.00	\$	4,000.43
		1	Windows	\$ 801.24	\$ 801.24	\$ 813.26	\$ 813.26	\$	1,614.50
		1	Air Quality	\$ 4,102.34	\$ 4,102.34	\$ 4,163.88	\$ 4,163.88	\$	8,266.22
		12	Cleaning Supplies	\$ 743.40	\$ 8,920.80	\$ 754.55	\$ 9,054.61	\$	17,975.41
		12	Paper Products	\$ 929.25	\$ 11,151.03	\$ 943.19	\$ 11,318.30	\$	22,469.33
		39,000	Carpet Cleaning - Deep (SQ. FT.)	\$ 0.06	\$ 2,460.51	\$ 0.06	\$ 2,340.00	\$	4,800.51
		39,000	Electrostatic Disinfection (SQ. FT.)	\$ 0.04	\$ 1,640.34	\$ 0.04	\$ 1,560.00	\$	3,200.34
		Total			\$ 316,116.84		\$ 320,465.05	\$	636,581.89

ITEM NO.	FACILITY LOCATION	Annual Frequency	Annual Process	Year 1		Year 2		Two Year Total
				Unit Price	Annual	Unit Price	Annual	
28	TAMARAC BRANCH 8701 W. COMMERCIAL BOULEVARD TAMARAC FL, 33351	12	Basic Cleaning	\$ 6,112.51	\$ 73,350.07	\$ 6,204.19	\$ 74,450.33	\$ 147,800.40
		12	Restrooms	\$ 552.24	\$ 6,626.85	\$ 560.52	\$ 6,726.25	\$ 13,353.10
		12	Floors	\$ 1,104.47	\$ 13,253.69	\$ 1,121.04	\$ 13,452.50	\$ 26,706.20
		30,000	Pressure Cleaning (SQ. FT.)	\$ 0.05	\$ 1,577.25	\$ 0.05	\$ 1,577.25	\$ 3,154.50
		1	Windows	\$ 801.24	\$ 801.24	\$ 813.26	\$ 813.26	\$ 1,614.50
		1	Air Quality	\$ 1,577.83	\$ 1,577.83	\$ 1,601.50	\$ 1,601.50	\$ 3,179.32
		12	Cleaning Supplies	\$ 285.92	\$ 3,431.09	\$ 290.21	\$ 3,482.55	\$ 6,913.64
		12	Paper Products	\$ 357.40	\$ 4,288.86	\$ 362.77	\$ 4,353.19	\$ 8,642.05
		30,000	Carpet Cleaning - Deep (SQ. FT.)	\$ 0.06	\$ 1,892.70	\$ 0.06	\$ 1,892.70	\$ 3,785.40
		30,000	Electrostatic Disinfection (SQ. FT.)	\$ 0.04	\$ 1,261.80	\$ 0.04	\$ 1,261.80	\$ 2,523.60
		Total			\$ 108,061.38		\$ 109,611.33	\$ 217,672.71

Janitorial Services - Price Sheets - Branch Libraries - Agreement 1 (CBE Reserve)

29	WESTON LIBRARY 4205 BONAVENTURE BLVD. Weston, FL 33332	12	Basic Cleaning	\$10,041.02	\$ 120,492.18	\$ 10,191.63	\$ 122,299.57	\$ 242,791.75
		12	Restrooms	\$ 907.24	\$ 10,886.94	\$ 920.85	\$ 11,050.24	\$ 21,937.18
		12	Floors	\$1,814.50	\$ 21,774.00	\$ 1,841.72	\$ 22,100.61	\$ 43,874.61
		Hourly	Porter (115Hrs./Month)	\$ 26.42	\$ 36,465.39	\$ 26.82	\$ 37,012.37	\$ 73,477.76
		25,000	Pressure Cleaning (SQ. FT.)	\$ 0.05	\$ 1,314.38	\$ 0.05	\$ 1,314.38	\$ 2,628.75
		1	Windows	\$ 801.24	\$ 801.24	\$ 813.26	\$ 813.26	\$ 1,614.50
		1	Air Quality	\$2,524.51	\$ 2,524.51	\$ 2,562.38	\$ 2,562.38	\$ 5,086.90
		12	Cleaning Supplies	\$ 476.54	\$ 5,718.48	\$ 483.69	\$ 5,804.25	\$ 11,522.73
		12	Paper Products	\$ 595.67	\$ 7,148.10	\$ 604.61	\$ 7,255.32	\$ 14,403.42
		25,000	Carpet Cleaning - Deep (SQ. FT.)	\$ 0.06	\$ 1,577.25	\$ 0.06	\$ 1,577.25	\$ 3,154.50
		25,000	Electrostatic Disinfection (SQ. FT.)	\$ 0.04	\$ 1,051.50	\$ 0.04	\$ 1,051.50	\$ 2,103.00
		Total			\$ 209,753.97		\$ 212,841.13	\$ 422,595.10
30	WEST REGIONAL LIBRARY 8601 W. BROWARD BLVD PLANTATION, FL 33324	12	Basic Cleaning	\$15,517.27	\$ 186,207.23	\$ 15,750.03	\$ 189,000.34	\$ 375,207.57
		12	Restrooms	\$1,401.64	\$ 16,819.67	\$ 1,422.66	\$ 17,071.96	\$ 33,891.63
		12	Floors	\$2,813.79	\$ 33,765.52	\$ 2,856.00	\$ 34,272.00	\$ 68,037.51
		Hourly	Porter (160Hrs./Month)	\$ 26.42	\$ 50,734.45	\$ 26.82	\$ 51,495.47	\$ 102,229.93
		39,000	Pressure Cleaning (SQ. FT.)	\$ 0.05	\$ 2,050.43	\$ 0.05	\$ 2,050.43	\$ 4,100.85
		1	Windows	\$ 801.24	\$ 801.24	\$ 813.26	\$ 813.26	\$ 1,614.50
		1	Air Quality	\$4,102.34	\$ 4,102.34	\$ 4,163.88	\$ 4,163.88	\$ 8,266.22
		12	Cleaning Supplies	\$ 743.40	\$ 8,920.80	\$ 754.55	\$ 9,054.61	\$ 17,975.41
		12	Paper Products	\$ 929.25	\$ 11,151.03	\$ 943.19	\$ 11,318.30	\$ 22,469.33
		39,000	Carpet Cleaning - Deep (SQ. FT.)	\$ 0.06	\$ 2,460.51	\$ 0.06	\$ 2,460.51	\$ 4,921.02
		39,000	Electrostatic Disinfection (SQ. FT.)	\$ 0.04	\$ 1,640.34	\$ 0.04	\$ 1,640.34	\$ 3,280.68
		Total			\$ 318,653.56		\$ 323,341.10	\$ 641,994.66
ITEM NO.	FACILITY LOCATION	Annual Frequency	Annual Process	Year 1		Year 2		Two Year Total
				Unit Price	Annual	Unit Price	Annual	
31	YOUNG AT ART - MUSEUM AREA 751 SW 121 AVENUE DAVIE, FL 33325	12	Basic Cleaning	\$8,413.39	\$ 100,960.66	\$ 8,539.59	\$ 102,475.07	\$ 203,435.72
		12	Restrooms	\$ 759.98	\$ 9,119.79	\$ 771.38	\$ 9,256.58	\$ 18,376.37
		12	Floors	\$1,525.23	\$ 18,302.79	\$ 1,548.11	\$ 18,577.33	\$ 36,880.12
		Hourly	Porter (243Hrs./Month)	\$ 26.42	\$ 77,052.95	\$ 26.82	\$ 78,208.75	\$ 155,261.70
		41,822	Pressure Cleaning (SQ. FT.)	\$ 0.05	\$ 2,198.79	\$ 0.05	\$ 2,198.79	\$ 4,397.58
		1	Windows	\$ 801.24	\$ 801.24	\$ 813.26	\$ 813.26	\$ 1,614.50
		1	Air Quality	\$2,208.96	\$ 2,208.96	\$ 2,242.09	\$ 2,242.09	\$ 4,451.05
		12	Cleaning Supplies	\$ 398.59	\$ 4,783.11	\$ 404.57	\$ 4,854.85	\$ 9,637.96
		12	Paper Products	\$ 498.24	\$ 5,978.91	\$ 505.72	\$ 6,068.60	\$ 12,047.51
		41,822	Carpet Cleaning - Deep (SQ. FT.)	\$ 0.06	\$ 2,638.55	\$ 0.06	\$ 2,638.55	\$ 5,277.10
		41,822	Electrostatic Disinfection (SQ. FT.)	\$ 0.04	\$ 1,759.03	\$ 0.04	\$ 1,759.03	\$ 3,518.07
		Total			\$ 225,804.78		\$ 229,092.90	\$ 454,897.68
32	YOUNG AT ART - LIBRARY AREA 751 SW 121 AVENUE DAVIE, FL 33325	12	Basic Cleaning	\$2,704.08	\$ 32,448.95	\$ 2,744.64	\$ 32,935.69	\$ 65,384.64
		12	Restrooms	\$ 244.56	\$ 2,934.69	\$ 248.23	\$ 2,978.71	\$ 5,913.41
		12	Floors	\$ 499.64	\$ 5,995.70	\$ 507.14	\$ 6,085.63	\$ 12,081.33
		Hourly	Porter (243Hrs./Month)	\$ 26.42	\$ 77,052.95	\$ 26.82	\$ 78,208.75	\$ 155,261.70
		18,178	Pressure Cleaning (SQ. FT.)	\$ 0.05	\$ 955.71	\$ 0.05	\$ 955.71	\$ 1,911.42
		1	Windows	\$ 801.24	\$ 801.24	\$ 813.26	\$ 813.26	\$ 1,614.50
		1	Air Quality	\$ 315.57	\$ 315.57	\$ 320.30	\$ 320.30	\$ 635.86
		12	Cleaning Supplies	\$ 173.26	\$ 2,079.07	\$ 175.85	\$ 2,110.25	\$ 4,189.32
		12	Paper Products	\$ 216.57	\$ 2,598.80	\$ 219.82	\$ 2,637.79	\$ 5,236.59
		18,178	Carpet Cleaning - Deep (SQ. FT.)	\$ 0.06	\$ 1,146.85	\$ 0.06	\$ 1,146.85	\$ 2,293.70
		18,178	Electrostatic Disinfection (SQ. FT.)	\$ 0.04	\$ 764.57	\$ 0.04	\$ 764.57	\$ 1,529.13
		Total			\$ 127,094.10		\$ 128,957.51	\$ 256,051.61

Janitorial Services - Price Sheets - Branch Libraries - Agreement 1 (CBE Reserve)

33	Lauderhill Central Park Library 3810 NW 11 Place Lauderhill, FL 33311	12	Basic Cleaning	\$2,038.97	\$ 24,467.69	\$ 2,069.56	\$ 24,834.71	\$	49,302.40
		12	Restrooms	\$ 184.08	\$ 2,208.91	\$ 186.84	\$ 2,242.04	\$	4,450.95
		12	Floors	\$ 368.16	\$ 4,417.94	\$ 373.68	\$ 4,484.21	\$	8,902.15
		Hourly	Porter (200 Hrs./Month)	\$ 26.42	\$ 63,418.07	\$ 26.82	\$ 64,369.34	\$	127,787.41
		11,000	Pressure Cleaning (SQ. FT.)	\$ 0.05	\$ 578.33	\$ 0.05	\$ 578.33	\$	1,156.65
		1	Windows	\$ 801.24	\$ 801.24	\$ 813.26	\$ 813.26	\$	1,614.50
		1	Air Quality	\$ 631.13	\$ 631.13	\$ 640.60	\$ 640.60	\$	1,271.73
		12	Cleaning Supplies	\$ 104.83	\$ 1,258.01	\$ 106.41	\$ 1,276.88	\$	2,534.90
		12	Paper Products	\$ 131.05	\$ 1,572.58	\$ 133.01	\$ 1,596.17	\$	3,168.75
		11,000	Carpet Cleaning - Deep (SQ. FT.)	\$ 0.06	\$ 693.99	\$ 0.06	\$ 693.99	\$	1,387.98
		11,000	Electrostatic Disinfection (SQ. FT.)	\$ 0.04	\$ 462.66	\$ 0.04	\$ 462.66	\$	925.32
		Total			\$ 100,510.55		\$ 101,992.18	\$	202,502.73
Total (1) - Summary, all sites			\$3,160,662.23		\$3,204,368.40	\$	6,366,783.78		

ITEM NO.	FACILITY LOCATION	Annual Frequency	Annual Process	Unit		Unit		Two Year	
				Price	Annual	Price	Annual	Total	
				Per Hour	Annual	Per Hour	Annual	2 years	
Additional Labor:									
	Project Supervisor		50 hrs.	\$ 42.06	\$ 2,103.00	\$ 42.69	\$ 2,134.55	\$	4,237.55
	Site Supervisor		50 hrs.	\$ 31.55	\$ 1,577.25	\$ 32.02	\$ 1,600.91	\$	3,178.16
	Full Time Service Crew		50 hrs.	\$ 27.34	\$ 1,366.95	\$ 27.75	\$ 1,387.45	\$	2,754.40
	Part Time Service Crew		50 hrs.	\$ 27.34	\$ 1,366.95	\$ 27.75	\$ 1,387.45	\$	2,754.40
	Porter Day/Night		50 hrs.	\$ 27.34	\$ 1,366.95	\$ 27.75	\$ 1,387.45	\$	2,754.40
Emergency Services Labor:									
	Project Supervisor		50 hrs.	\$ 63.09	\$ 3,154.50	\$ 64.04	\$ 3,201.82	\$	6,356.32
	Site Supervisor		50 hrs.	\$ 47.32	\$ 2,365.88	\$ 48.03	\$ 2,401.36	\$	4,767.24
	Full Time Service Crew		50 hrs.	\$ 41.01	\$ 2,050.43	\$ 41.62	\$ 2,081.18	\$	4,131.61
	Part Time Service Crew		50 hrs.	\$ 41.01	\$ 2,050.43	\$ 41.62	\$ 2,081.18	\$	4,131.61
	Porter Day/Night		50 hrs.	\$ 41.01	\$ 2,050.43	\$ 41.62	\$ 2,081.18	\$	4,131.61
"Pass thru" (Services/Materials)					\$ 1,000.00		\$ 1,000.00	\$	2,000.00
Total (2)					\$20,452.75	\$ 394.89	\$20,744.54	\$	41,197.29

Grand Total - Whole Group
(Total 1 + Total 2)

\$3,181,114.98 \$3,225,112.94 \$ 6,407,981.07

NOTE: IT IS AGREED THAT THE MINIMUM WAGE TO BE PAID TO ALL EMPLOYEES,
REGARDLESS OF THE NUMBER OF HOURS WORKED,
WILL BE THE CURRENT BROWARD COUNTY LIVING WAGE.

YES	Agree to the above statement.
NO	Disagree to the above statement.

NAME OF COMPANY:

1 LOG SUPPORT SERVICES INC.

AUTHORIZED PERSON NAME:

WALTER COOPER

AUTHORIZED SIGNATURE:

[Signature]

By signing this proposal sheet, your firm is agreeing to the terms and conditions of the invitation for proposal.

All buildings listed in the group must be priced for this proposal sheet to be determined responsive.

AUTHORIZED PERSON TITLE:

PRESIDENT

DATE:

5/25/21

THIS SHEET MUST BE SIGNED AND MUST NOT BE ALTERED OR REVISED.
ANY REVISION TO THIS SHEET MAY RENDER THE PROPOSAL NON-RESPONSIVE.

Janitorial Services - Price Sheets - Large Facilities - Group 1 - Agreement 2 (CBE Reserve)

ITEM NO.	FACILITY LOCATION	Annual Frequency	Annual Process	Year 1		Year 2		Two Year Total
				Unit Price	Annual	Unit Price	Annual	
1	ALCOHOL & DRUG ABUSE - Booher 3275 N.W 98TH WAY CORAL SPRINGS FL, 33065	12	Basic Cleaning	\$ 9,218.44	\$ 110,621.25	\$ 9,356.71	\$ 112,280.57	\$ 222,901.82
		12	Restrooms	\$ 835.24	\$ 10,022.86	\$ 847.77	\$ 10,173.20	\$ 20,196.05
		12	Floors	\$ 1,665.09	\$ 19,981.11	\$ 1,690.07	\$ 20,280.82	\$ 40,261.93
		Hourly	Porter (910Hrs./Month)	\$ 26.42	\$ 286,552.21	\$ 26.82	\$ 292,880.49	\$ 581,432.70
		15,000	Pressure Cleaning (SQ. FT.)	\$ 0.05	\$ 788.63	\$ 0.05	\$ 788.63	\$ 1,577.25
		1	Windows	\$ 792.73	\$ 792.73	\$ 804.62	\$ 804.62	\$ 1,597.34
		1	Air Quality	\$ 1,611.38	\$ 1,611.38	\$ 1,635.55	\$ 1,635.55	\$ 3,246.93
		12	Cleaning Supplies	\$ 285.82	\$ 3,431.09	\$ 290.21	\$ 3,482.55	\$ 6,913.64
		12	Paper Products	\$ 357.40	\$ 4,288.86	\$ 362.77	\$ 4,353.19	\$ 8,642.05
		15,000	Carpet Cleaning - Deep (SQ. FT.)	\$ 0.06	\$ 946.35	\$ 0.06	\$ 946.35	\$ 1,892.70
		15,000	Electrostatic Disinfection (SQ. FT.)	\$ 0.04	\$ 630.90	\$ 0.04	\$ 630.90	\$ 1,261.80
		Total			\$ 441,667.35		\$ 448,258.87	\$ 889,926.22
2	Alcohol & Drug Abuse BARC CENTRAL 325 SW 28 STREET FORT LAUDERDALE FL 33315	12	Basic Cleaning	\$ 21,184.35	\$ 254,212.20	\$ 21,502.11	\$ 258,025.38	\$ 512,237.58
		12	Restrooms	\$ 1,913.30	\$ 22,959.59	\$ 1,942.00	\$ 23,303.99	\$ 46,263.57
		12	Floors	\$ 3,826.81	\$ 45,919.30	\$ 3,884.01	\$ 46,608.09	\$ 92,527.39
		Hourly	Porter (455Hrs./Month)	\$ 26.42	\$ 144,276.10	\$ 26.82	\$ 146,440.25	\$ 290,716.35
		25,084	Pressure Cleaning (SQ. FT.)	\$ 0.53	\$ 13,187.91	\$ 0.53	\$ 13,187.91	\$ 26,375.83
		1	Windows	\$ 792.73	\$ 792.73	\$ 804.62	\$ 804.62	\$ 1,597.34
		1	Air Quality	\$ 2,449.03	\$ 2,449.03	\$ 2,485.76	\$ 2,485.76	\$ 4,934.79
		12	Cleaning Supplies	\$ 478.14	\$ 5,737.66	\$ 485.31	\$ 5,823.72	\$ 11,561.38
		12	Paper Products	\$ 597.87	\$ 7,172.07	\$ 606.64	\$ 7,279.65	\$ 14,451.72
		25,084	Carpet Cleaning - Deep (SQ. FT.)	\$ 0.06	\$ 1,582.55	\$ 0.06	\$ 1,582.55	\$ 3,165.10
		25,084	Electrostatic Disinfection (SQ. FT.)	\$ 0.04	\$ 1,055.03	\$ 0.04	\$ 1,055.03	\$ 2,110.07
		Total			\$ 499,344.16		\$ 506,598.94	\$ 1,005,943.11
3	Alcohol & Drug Abuse EP MILLS CENTER 900 NW 31ST AVENUE Fort Lauderdale, FL 33311	12	Basic Cleaning	\$ 11,630.66	\$ 139,570.35	\$ 11,805.33	\$ 141,663.90	\$ 281,234.25
		12	Restrooms	\$ 1,052.77	\$ 12,633.27	\$ 1,068.58	\$ 12,822.77	\$ 25,456.03
		12	Floors	\$ 2,094.80	\$ 25,137.56	\$ 2,126.22	\$ 25,514.64	\$ 50,652.22
		Hourly	Porter (325Hrs./Month)	\$ 26.42	\$ 103,054.36	\$ 26.82	\$ 104,600.18	\$ 207,654.54
		17,825	Pressure Cleaning (SQ. FT.)	\$ 0.05	\$ 937.15	\$ 0.05	\$ 937.15	\$ 1,874.30
		1	Windows	\$ 792.73	\$ 792.73	\$ 804.62	\$ 804.62	\$ 1,597.34
		1	Air Quality	\$ 2,900.49	\$ 2,900.49	\$ 2,944.00	\$ 2,944.00	\$ 5,844.49
		12	Cleaning Supplies	\$ 509.66	\$ 6,116.20	\$ 517.33	\$ 6,207.94	\$ 12,324.14
		12	Paper Products	\$ 637.09	\$ 7,645.12	\$ 646.65	\$ 7,759.80	\$ 15,404.92
		17,825	Carpet Cleaning - Deep (SQ. FT.)	\$ 0.06	\$ 1,124.58	\$ 0.06	\$ 1,124.58	\$ 2,249.16
		17,825	Electrostatic Disinfection (SQ. FT.)	\$ 0.04	\$ 749.72	\$ 0.04	\$ 749.72	\$ 1,499.44
		Total			\$ 300,661.54		\$ 305,129.29	\$ 605,790.82
4	Nancy J Cotterman Center 400 North East 4th Street Fort Lauderdale, FL 33301	12	Basic Cleaning	\$ 195.64	\$ 2,347.71	\$ 198.58	\$ 2,382.92	\$ 4,730.63
		12	Restrooms	\$ 17.85	\$ 214.25	\$ 18.12	\$ 217.47	\$ 431.72
		12	Floors	\$ 26.86	\$ 322.26	\$ 27.20	\$ 327.10	\$ 649.36
		10,643	Pressure Cleaning (SQ. FT.)	\$ 0.05	\$ 559.56	\$ 0.05	\$ 559.56	\$ 1,119.11
		1	Windows	\$ 792.73	\$ 792.73	\$ 804.62	\$ 804.62	\$ 1,597.34
		1	Air Quality	\$ 0.00	\$ -	\$ 0.00	\$ -	\$ -
		12	Cleaning Supplies	\$ 102.93	\$ 1,235.18	\$ 104.48	\$ 1,253.70	\$ 2,488.88
		12	Paper Products	\$ 10.73	\$ 128.70	\$ 10.89	\$ 130.63	\$ 259.34
		10,643	Carpet Cleaning - Deep (SQ. FT.)	\$ 0.06	\$ 671.47	\$ 0.06	\$ 671.47	\$ 1,342.93
		10,643	Electrostatic Disinfection (SQ. FT.)	\$ 0.04	\$ 447.64	\$ 0.04	\$ 447.64	\$ 895.29
		Total			\$ 6,719.50		\$ 6,795.11	\$ 13,514.60

Janitorial Services - Price Sheets - Large Facilities - Group 1 - Agreement 2 (CBE Reserve)

5	NJCC Administration 408 SE 4th Street Fort Lauderdale, FL 33316	12	Basic Cleaning	\$ 2,436.60	\$ 29,239.19	\$ 2,473.15	\$ 29,677.77	\$	58,916.96
		12	Restrooms	\$ 220.23	\$ 2,642.71	\$ 223.53	\$ 2,682.35	\$	5,325.07
		12	Floors	\$ 429.71	\$ 5,156.47	\$ 436.15	\$ 5,233.82	\$	10,390.29
		900	Pressure Cleaning (SQ. FT.)	\$ 0.05	\$ 47.32	\$ 0.05	\$ 47.32	\$	94.84
		1	Windows	\$ 792.73	\$ 792.73	\$ 804.62	\$ 804.62	\$	1,597.34
		1	Air Quality	\$ 644.55	\$ 644.55	\$ 654.22	\$ 654.22	\$	1,298.77
		12	Cleaning Supplies	\$ 101.44	\$ 1,217.26	\$ 102.96	\$ 1,235.52	\$	2,452.78
		12	Paper Products	\$ 126.80	\$ 1,521.60	\$ 128.70	\$ 1,544.43	\$	3,066.03
		900	Carpet Cleaning - Deep (SQ. FT.)	\$ 0.08	\$ 56.78	\$ 0.06	\$ 56.78	\$	113.56
		900	Electrostatic Disinfection (SQ. FT.)	\$ 0.04	\$ 37.85	\$ 0.04	\$ 37.85	\$	75.71
Total			\$ 41,356.46	\$ 41,974.68	\$	83,331.14			

Total (1) - Summary, all sites

\$1,289,749.01	\$1,308,752.89	\$	2,598,501.90
----------------	----------------	----	--------------

			Per Hour	Annual	Per Hour	Annual	2 years	
Additional Labor:								
Project Supervisor	50 hrs.		\$ 42.06	\$ 2,103.00	\$ 42.69	\$ 2,134.55	\$	4,237.55
Site Supervisor	50 hrs.		\$ 31.55	\$ 1,577.25	\$ 32.02	\$ 1,600.91	\$	3,178.16
Full Time Service Crew	50 hrs.		\$ 27.34	\$ 1,366.95	\$ 27.75	\$ 1,387.45	\$	2,754.40
Part Time Service Crew	50 hrs.		\$ 27.34	\$ 1,366.95	\$ 27.75	\$ 1,387.45	\$	2,754.40
Porter Day/Night	50 hrs.		\$ 27.34	\$ 1,366.95	\$ 27.75	\$ 1,387.45	\$	2,754.40
Emergency Services Labor:								
Project Supervisor	50 hrs.		\$ 63.09	\$ 3,154.50	\$ 64.04	\$ 3,201.82	\$	6,356.32
Site Supervisor	50 hrs.		\$ 47.32	\$ 2,365.88	\$ 48.03	\$ 2,401.36	\$	4,767.24
Full Time Service Crew	50 hrs.		\$ 41.01	\$ 2,050.43	\$ 41.62	\$ 2,081.18	\$	4,131.61
Part Time Service Crew	50 hrs.		\$ 41.01	\$ 2,050.43	\$ 41.62	\$ 2,081.18	\$	4,131.61
Porter Day/Night	50 hrs.		\$ 41.01	\$ 2,050.43	\$ 41.62	\$ 2,081.18	\$	4,131.61
"Pass thru" (Services/Materials)				\$ 1,000.00		\$ 1,000.00	\$	2,000.00
Total (2)				\$20,452.75		\$20,744.54	\$	41,197.29

**Grand Total - Whole Group
(Total 1 + Total 2)**

\$1,310,201.76	\$1,329,497.43	\$	2,639,699.19
----------------	----------------	----	--------------

NOTE: IT IS AGREED THAT THE MINIMUM WAGE TO BE PAID TO ALL EMPLOYEES,
REGARDLESS OF THE NUMBER OF HOURS WORKED,
WILL BE THE CURRENT BROWARD COUNTY LIVING WAGE.

YES	Agree to the above statement.
NO	Disagree to the above statement.

NAME OF COMPANY:

1 LOG SUPPORT SERVICES INC.

AUTHORIZED PERSON NAME:

WALTER COOPER

AUTHORIZED SIGNATURE:

[Signature]

By signing this proposal sheet, your firm is agreeing to the terms and conditions of the invitation for proposal.

All buildings listed in the group must be priced for this proposal sheet to be determined responsive.

AUTHORIZED PERSON TITLE:

PRESIDENT

DATE:

5/25/21

THIS SHEET MUST BE SIGNED AND MUST NOT BE ALTERED OR REVISED.
ANY REVISION TO THIS SHEET MAY RENDER THE PROPOSAL NON-RESPONSIVE.

Janitorial Services - Price Sheets - Large Facilities - Group 2 - Agreement 3 (CBE Reserve)

ITEM NO.	FACILITY LOCATION	Annual Frequency	Annual Process	Year 1		Year 2		Two Year Total
				Unit Price	Annual	Unit Price	Annual	
1	West Government Center Annex One N. University Drive PLANTATION, FL 33324	12	Basic Cleaning	\$ 33,808.29	\$ 405,699.49	\$ 34,315.42	\$ 411,784.98	\$ 817,484.47
		12	Restrooms	\$ 3,043.75	\$ 36,524.95	\$ 3,089.40	\$ 37,072.82	\$ 73,597.77
		12	Floors	\$ 6,092.52	\$ 73,110.21	\$ 6,183.90	\$ 74,206.86	\$ 147,317.07
		41,837	Pressure Cleaning (SQ. FT.)	\$ 0.05	\$ 2,199.58	\$ 0.05	\$ 2,199.58	\$ 4,399.16
		1	Windows	\$ 792.73	\$ 792.73	\$ 804.62	\$ 804.62	\$ 1,597.34
		1	Air Quality	\$ 8,424.22	\$ 8,424.22	\$ 8,550.58	\$ 8,550.58	\$ 16,974.80
		12	Cleaning Supplies	\$ 1,594.58	\$ 19,134.94	\$ 1,618.50	\$ 19,421.97	\$ 38,556.91
		12	Paper Products	\$ 2,989.84	\$ 35,878.02	\$ 3,034.68	\$ 36,416.19	\$ 72,294.21
		41,827	Carpet Cleaning - Deep (SQ. FT.)	\$ 0.06	\$ 2,638.87	\$ 0.06	\$ 2,638.87	\$ 5,277.73
		41,827	Electrostatic Disinfection (SQ. FT.)	\$ 0.04	\$ 1,759.24	\$ 0.04	\$ 1,759.24	\$ 3,518.49
		Total			\$ 586,162.24		\$ 594,855.71	\$ 1,181,017.95
2	West Regional Courthouse 100 N. Pine Island Road Plantation, FL	12	Basic Cleaning	\$ 8,011.55	\$ 96,138.56	\$ 8,131.72	\$ 97,580.64	\$ 193,719.20
		12	Restrooms	\$ 722.08	\$ 8,664.91	\$ 732.91	\$ 8,794.88	\$ 17,459.79
		12	Floors	\$ 1,454.18	\$ 17,450.19	\$ 1,476.00	\$ 17,711.94	\$ 35,162.13
		13,842	Pressure Cleaning (SQ. FT.)	\$ 0.05	\$ 727.74	\$ 0.05	\$ 727.74	\$ 1,455.49
		1	Windows	\$ 792.73	\$ 792.73	\$ 804.62	\$ 804.62	\$ 1,597.34
		1	Air Quality	\$ 1,504.33	\$ 1,504.33	\$ 1,526.89	\$ 1,526.89	\$ 3,031.22
		12	Cleaning Supplies	\$ 263.86	\$ 3,166.36	\$ 267.82	\$ 3,213.86	\$ 6,380.22
		12	Paper Products	\$ 494.74	\$ 5,936.90	\$ 502.16	\$ 6,025.95	\$ 11,962.84
		13,842	Carpet Cleaning - Deep (SQ. FT.)	\$ 0.06	\$ 873.29	\$ 0.06	\$ 873.29	\$ 1,746.58
		13,842	Electrostatic Disinfection (SQ. FT.)	\$ 0.04	\$ 582.19	\$ 0.04	\$ 582.19	\$ 1,164.39
		Total			\$ 135,837.20		\$ 137,842.01	\$ 273,679.20
3	FACILITIES MAINTENANCE DISTRICT I 200 N. PINE ISLAND ROAD PLANTATION, FL	12	Basic Cleaning	\$ 331.30	\$ 3,975.55	\$ 336.27	\$ 4,035.19	\$ 8,010.74
		12	Restrooms	\$ 30.08	\$ 361.00	\$ 30.53	\$ 366.42	\$ 727.42
		12	Floors	\$ 50.15	\$ 601.75	\$ 50.90	\$ 610.78	\$ 1,212.53
		868	Pressure Cleaning (SQ. FT.)	\$ 0.05	\$ 45.64	\$ 0.05	\$ 45.64	\$ 91.27
		1	Windows	\$ 792.73	\$ 792.73	\$ 804.62	\$ 804.62	\$ 1,597.34
		1	Air Quality	\$ 0.00	\$ -	\$ 0.00	\$ -	\$ -
		12	Cleaning Supplies	\$ 8.28	\$ 99.30	\$ 8.40	\$ 100.79	\$ 200.10
		12	Paper Products	\$ 15.51	\$ 186.12	\$ 15.74	\$ 188.91	\$ 375.02
		868	Carpet Cleaning - Deep (SQ. FT.)	\$ 0.06	\$ 54.76	\$ 0.06	\$ 54.76	\$ 109.52
		868	Electrostatic Disinfection (SQ. FT.)	\$ 0.04	\$ 36.51	\$ 0.04	\$ 36.51	\$ 73.02
		Total			\$ 6,153.36		\$ 6,243.60	\$ 12,396.96
4	EMERGENCY OPERATIONS CENTER 8601 BROWARD BLVD PLANTATION, FL 33324	12	Basic Cleaning	\$ 8,606.44	\$ 103,277.32	\$ 8,735.54	\$ 104,826.48	\$ 208,103.80
		12	Restrooms	\$ 774.72	\$ 9,296.69	\$ 786.35	\$ 9,436.14	\$ 18,732.83
		12	Floors	\$ 1,554.46	\$ 18,653.57	\$ 1,577.78	\$ 18,933.37	\$ 37,586.94
		14,000	Pressure Cleaning (SQ. FT.)	\$ 0.05	\$ 736.05	\$ 0.05	\$ 736.05	\$ 1,472.10
		1	Windows	\$ 792.73	\$ 792.73	\$ 804.62	\$ 804.62	\$ 1,597.34
		1	Air Quality	\$ 2,106.06	\$ 2,106.06	\$ 2,137.65	\$ 2,137.65	\$ 4,243.71
		12	Cleaning Supplies	\$ 400.30	\$ 4,803.55	\$ 406.30	\$ 4,875.60	\$ 9,679.15
		12	Paper Products	\$ 750.55	\$ 9,006.60	\$ 761.81	\$ 9,141.70	\$ 18,148.30
		14,000	Carpet Cleaning - Deep (SQ. FT.)	\$ 0.06	\$ 883.26	\$ 0.06	\$ 883.26	\$ 1,766.52
		14,000	Electrostatic Disinfection (SQ. FT.)	\$ 0.04	\$ 588.84	\$ 0.04	\$ 588.84	\$ 1,177.68
		Total			\$ 150,144.66		\$ 152,363.71	\$ 302,508.37

Janitorial Services - Price Sheets - Large Facilities - Group 2 - Agreement 3 (CBE Reserve)

			Year 1		Year 2		
5 WEST REGIONAL MASS TRANSIT 100 N Pine Island Road Plantation, FL	12	Basic Cleaning	\$ 250.64	\$ 3,007.63	\$ 254.40	\$ 3,052.74	\$ 6,060.37
	12	Restrooms	\$ 22.57	\$ 270.78	\$ 22.90	\$ 274.84	\$ 545.63
	12	Floors	\$ 300.87	\$ 3,610.39	\$ 305.38	\$ 3,664.54	\$ 7,274.93
		Pressure Cleaning					
	140	(SQ. FT.)	\$ 0.05	\$ 7.36	\$ 0.05	\$ 7.36	\$ 14.72
	1	Windows	\$ 792.73	\$ 792.73	\$ 804.62	\$ 804.62	\$ 1,597.34
	1	Air Quality	\$0.00	\$ -	\$0.00	\$ -	\$ -
	12	Cleaning Supplies	\$ 1.34	\$ 16.02	\$ 1.36	\$ 16.27	\$ 32.29
	12	Paper Products	\$ 2.50	\$ 30.03	\$ 2.54	\$ 30.48	\$ 60.51
		Carpet Cleaning -					
	140	Deep (SQ. FT.)	\$ 0.06	\$ 8.83	\$ 0.06	\$ 8.83	\$ 17.67
	Electrostatic						
	Disinfection (SQ.						
	140	FT.)	\$ 0.04	\$ 5.89	\$ 0.04	\$ 5.89	\$ 11.78
		Total		\$ 7,749.66		\$ 7,865.57	\$ 15,615.23
Total (1) - Summary, all sites				\$ 886,047.12		\$ 899,170.60	\$ 1,785,217.72

			Year 1		Year 2		
			Per Hour	Annual	Per Hour	Annual	2 years
Additional Labor:							
Project Supervisor	50 hrs.		\$ 42.06	\$ 2,103.00	\$ 42.69	\$ 2,134.55	\$ 4,237.55
Site Supervisor	50 hrs.		\$ 31.55	\$ 1,577.25	\$ 32.02	\$ 1,600.91	\$ 3,178.16
Full Time Service Crew	50hrs		\$ 27.34	\$ 1,366.95	\$ 27.75	\$ 1,387.45	\$ 2,754.40
Part Time Service Crew	50 hrs.		\$ 27.34	\$ 1,366.95	\$ 27.75	\$ 1,387.45	\$ 2,754.40
Porter Day/Night	50 hrs.		\$ 27.34	\$ 1,366.95	\$ 27.75	\$ 1,387.45	\$ 2,754.40
Emergency Services Labor:							
Project Supervisor	50 hrs.		\$ 63.09	\$ 3,154.50	\$ 64.04	\$ 3,201.82	\$ 6,356.32
Site Supervisor	50 hrs.		\$ 47.32	\$ 2,365.88	\$ 48.03	\$ 2,401.36	\$ 4,767.24
Full Time Service Crew	50 hrs.		\$ 41.01	\$ 2,050.43	\$ 41.62	\$ 2,081.18	\$ 4,131.61
Part Time Service Crew	50 hrs.		\$ 41.01	\$ 2,050.43	\$ 41.62	\$ 2,081.18	\$ 4,131.61
Porter Day/Night	50 hrs.		\$ 41.01	\$ 2,050.43	\$ 41.62	\$ 2,081.18	\$ 4,131.61
"Pass thru" (Services/Materials)				\$ 1,000.00		\$ 1,000.00	\$ 2,000.00
Total (2)				\$ 20,452.75		\$ 20,744.54	\$ 41,197.29

Grand Total - Whole Group

(Total 1 + Total 2)

\$906,499.87	\$919,915.14	\$1,826,415.01
--------------	--------------	----------------

NOTE: IT IS AGREED THAT THE MINIMUM WAGE TO BE PAID TO ALL EMPLOYEES,
REGARDLESS OF THE NUMBER OF HOURS WORKED,
WILL BE THE CURRENT BROWARD COUNTY LIVING WAGE.

YES

Agree to the above statement.

NO

Disagree to the above statement.

NAME OF COMPANY:

LBS SUPPORT SERVICES INC.

AUTHORIZED PERSON NAME:

WALTER COOPER

AUTHORIZED SIGNATURE:

[Signature]

By signing this proposal sheet, your firm is agreeing to the terms and conditions of the invitation for proposal.

All buildings listed in the group must be priced for this proposal sheet to be determined responsive.

AUTHORIZED PERSON TITLE:

PRESIDENT

DATE:

5/25/21

THIS SHEET MUST BE SIGNED AND MUST NOT BE ALTERED OR REVISED.
ANY REVISION TO THIS SHEET MAY RENDER THE PROPOSAL NON-RESPONSIVE.

Janitorial Services - Price Sheets - Large Facilities - Group 3 - Agreement 4 (CBE Reserve)

ITEM NO.	FACILITY LOCATION	Annual Frequency	Annual Process	Year 1		Year 2		Two Year Total	
				Unit Price	Annual	Unit Price	Annual		
1	PUBLIC SAFETY BUILDING 2601 W. BROWARD BLVD. FT. LAUDERDALE, FL 33311	12	Basic Cleaning	\$ 72,279.04	\$ 867,348.45	\$ 73,363.22	\$ 880,358.66	\$	1,747,707.13
		12	Restrooms	\$ 6,511.54	\$ 78,138.48	\$ 6,609.21	\$ 79,310.56	\$	157,449.04
		12	Floors	\$ 13,018.09	\$ 156,217.02	\$ 13,213.36	\$ 158,560.28	\$	314,777.30
		51,400	Pressure Cleaning (SQ. FT.)	\$ 0.05	\$ 2,702.36	\$ 0.05	\$ 2,702.36	\$	5,404.71
		1	Windows	\$ 792.73	\$ 792.73	\$ 804.62	\$ 804.62	\$	1,597.34
		1	Air Quality	\$ 12,893.16	\$ 12,893.16	\$ 13,086.55	\$ 13,086.55	\$	25,979.71
		12	Cleaning Supplies	\$ 2,448.42	\$ 29,383.00	\$ 2,486.16	\$ 29,833.90	\$	59,226.90
		12	Paper Products	\$ 3,061.77	\$ 36,741.22	\$ 3,107.69	\$ 37,292.34	\$	74,033.56
		51,400	Carpet Cleaning - Deep (SQ. FT.)	\$ 0.06	\$ 3,242.83	\$ 0.06	\$ 3,242.83	\$	6,485.65
		51,400	Electrostatic Disinfection (SQ. FT.)	\$ 0.04	\$ 2,161.88	\$ 0.04	\$ 2,161.88	\$	4,323.77
			Total		\$1,189,831.12		\$1,207,353.98	\$	2,396,985.10
2	B.S.O. DISTRICT STATION #5 2601 W. BROWARD BLVD. FT. LAUDERDALE, FL 33311	12	Basic Cleaning	\$ 4,970.22	\$ 59,642.64	\$ 5,044.77	\$ 60,537.28	\$	120,179.91
		12	Restrooms	\$ 447.27	\$ 5,367.19	\$ 453.98	\$ 5,447.70	\$	10,814.89
		12	Floors	\$ 899.53	\$ 10,794.32	\$ 913.02	\$ 10,956.24	\$	21,750.56
		24,000	Pressure Cleaning (SQ. FT.)	\$ 0.05	\$ 1,261.80	\$ 0.05	\$ 1,261.80	\$	2,523.60
		1	Windows	\$ 792.73	\$ 792.73	\$ 804.62	\$ 804.62	\$	1,597.34
		1	Air Quality	\$ 1,199.38	\$ 1,199.38	\$ 1,217.35	\$ 1,217.35	\$	2,416.71
		12	Cleaning Supplies	\$ 228.74	\$ 2,744.92	\$ 232.17	\$ 2,786.09	\$	5,531.01
		12	Paper Products	\$ 285.92	\$ 3,431.09	\$ 290.21	\$ 3,482.55	\$	6,913.64
		24,000	Carpet Cleaning - Deep (SQ. FT.)	\$ 0.06	\$ 1,514.16	\$ 0.06	\$ 1,514.16	\$	3,028.32
		24,000	Electrostatic Disinfection (SQ. FT.)	\$ 0.04	\$ 1,009.44	\$ 0.04	\$ 1,009.44	\$	2,018.88
			Total		\$ 87,757.64		\$ 89,017.23	\$	176,774.87
3	BSO UNIFORM SERVICE CENTER 143 NW 25 TERRACE FT. LAUDERDALE, FL 33311	12	Basic Cleaning	\$ 1,748.92	\$ 20,987.01	\$ 1,775.15	\$ 21,301.82	\$	42,288.83
		12	Restrooms	\$ 157.42	\$ 1,889.04	\$ 159.78	\$ 1,917.38	\$	3,806.42
		12	Floors	\$ 324.83	\$ 3,897.95	\$ 329.70	\$ 3,956.42	\$	7,854.37
		8,800	Pressure Cleaning (SQ. FT.)	\$ 0.05	\$ 357.51	\$ 0.05	\$ 357.51	\$	715.02
		1	Windows	\$ 792.73	\$ 792.73	\$ 804.62	\$ 804.62	\$	1,597.34
		1	Air Quality	\$ 299.85	\$ 299.85	\$ 304.34	\$ 304.34	\$	604.19
		12	Cleaning Supplies	\$ 64.81	\$ 777.77	\$ 65.79	\$ 789.44	\$	1,567.21
		12	Paper Products	\$ 81.01	\$ 972.09	\$ 82.22	\$ 986.67	\$	1,958.76
		8,800	Carpet Cleaning - Deep (SQ. FT.)	\$ 0.06	\$ 429.01	\$ 0.06	\$ 429.01	\$	858.02
		8,800	Electrostatic Disinfection (SQ. FT.)	\$ 0.04	\$ 286.01	\$ 0.04	\$ 286.01	\$	572.02
			Total		\$ 30,688.97		\$ 31,133.22	\$	61,822.19
4	BSO DEFENSIVE TACTICS BUILDING 2601 W BROWARD BLVD. FORT LAUDERDALE, FL 33311	12	Basic Cleaning	\$ 1,748.92	\$ 20,987.01	\$ 1,775.15	\$ 21,301.82	\$	42,288.83
		12	Restrooms	\$ 157.42	\$ 1,889.04	\$ 159.78	\$ 1,917.38	\$	3,806.42
		12	Floors	\$ 324.83	\$ 3,897.95	\$ 329.70	\$ 3,956.42	\$	7,854.37
		8,000	Pressure Cleaning (SQ. FT.)	\$ 0.05	\$ 420.60	\$ 0.05	\$ 420.60	\$	841.20
		1	Windows	\$ 792.73	\$ 792.73	\$ 804.62	\$ 804.62	\$	1,597.34
		1	Air Quality	\$ 299.85	\$ 299.85	\$ 304.34	\$ 304.34	\$	604.19
		12	Cleaning Supplies	\$ 76.24	\$ 914.93	\$ 77.39	\$ 928.66	\$	1,843.59
		12	Paper Products	\$ 95.31	\$ 1,143.70	\$ 96.74	\$ 1,160.85	\$	2,304.55
		8,000	Carpet Cleaning - Deep (SQ. FT.)	\$ 0.06	\$ 504.72	\$ 0.06	\$ 504.72	\$	1,009.44
		8,000	Electrostatic Disinfection (SQ. FT.)	\$ 0.04	\$ 336.48	\$ 0.04	\$ 336.48	\$	672.96
			Total		\$ 31,187.01		\$ 31,635.88	\$	62,822.89

Janitorial Services - Price Sheets - Large Facilities - Group 3 - Agreement 4 (CBE Reserve)

5 BSO TECHNOLOGY SERVICE CENTER 2601 W. BROWARD BLVD. FT. LAUDERDALE, FL 33311	12	Basic Cleaning	\$ 1,748.92	\$ 20,987.01	\$ 1,775.15	\$ 21,301.82	\$	42,288.83
	12	Restrooms	\$ 157.42	\$ 1,889.04	\$ 159.78	\$ 1,917.38	\$	3,806.42
	12	Floors	\$ 324.83	\$ 3,897.95	\$ 329.70	\$ 3,956.42	\$	7,854.37
	8,000	Pressure Cleaning (SQ. FT.)	\$ 0.05	\$ 420.60	\$ 0.05	\$ 420.60	\$	841.20
	1	Windows	\$ 792.73	\$ 792.73	\$ 804.62	\$ 804.62	\$	1,597.34
	1	Air Quality	\$ 299.85	\$ 299.85	\$ 304.34	\$ 304.34	\$	604.19
	12	Cleaning Supplies	\$ 76.24	\$ 914.93	\$ 77.39	\$ 928.66	\$	1,843.59
	12	Paper Products	\$ 95.31	\$ 1,143.70	\$ 96.74	\$ 1,160.85	\$	2,304.55
	8,000	Carpet Cleaning - Deep (SQ. FT.)	\$ 0.06	\$ 504.72	\$ 0.06	\$ 504.72	\$	1,009.44
	8,000	Electrostatic Disinfection (SQ. FT.)	\$ 0.04	\$ 336.48	\$ 0.04	\$ 336.48	\$	672.96
	Total		\$ 31,187.01		\$ 31,635.88		\$	62,822.89

Total (1) - Summary, all sites

\$1,370,451.75	\$1,390,776.19	\$	2,761,227.94
----------------	----------------	----	--------------

		Year 1		Year 2		2 years	
		Per Hour	Annual	Per Hour	Annual		
Additional Labor:							
Project Supervisor	50 hrs.	\$ 42.06	\$ 2,103.00	\$ 42.69	\$ 2,134.55	\$	4,237.55
Site Supervisor	50 hrs.	\$ 31.55	\$ 1,577.25	\$ 32.02	\$ 1,600.91	\$	3,178.16
Full Time Service Crew	50 hrs.	\$ 27.34	\$ 1,366.95	\$ 27.75	\$ 1,387.45	\$	2,754.40
Part Time Service Crew	50 hrs.	\$ 27.34	\$ 1,366.95	\$ 27.75	\$ 1,387.45	\$	2,754.40
Porter Day/Night	50 hrs.	\$ 27.34	\$ 1,366.95	\$ 27.75	\$ 1,387.45	\$	2,754.40
Emergency Services Labor:							
Project Supervisor	50 hrs.	\$ 63.09	\$ 3,154.50	\$ 64.04	\$ 3,201.82	\$	6,356.32
Site Supervisor	50 hrs.	\$ 47.32	\$ 2,365.88	\$ 48.03	\$ 2,401.36	\$	4,767.24
Full Time Service Crew	50 hrs.	\$ 41.01	\$ 2,050.43	\$ 41.62	\$ 2,081.18	\$	4,131.61
Part Time Service Crew	50 hrs.	\$ 41.01	\$ 2,050.43	\$ 41.62	\$ 2,081.18	\$	4,131.61
Porter Day/Night	50 hrs.	\$ 41.01	\$ 2,050.43	\$ 41.62	\$ 2,081.18	\$	4,131.61
"Pass thru" (Services/Materials)			\$ 1,000.00		\$ 1,000.00	\$	2,000.00
Total (2)			\$20,452.75		\$20,744.54	\$	41,197.29

Grand Total - Whole Group

(Total 1 + Total 2)

\$1,390,804.50	\$1,411,520.74	\$	2,802,425.23
----------------	----------------	----	--------------

NOTE: IT IS AGREED THAT THE MINIMUM WAGE TO BE PAID TO ALL EMPLOYEES,
REGARDLESS OF THE NUMBER OF HOURS WORKED,
WILL BE THE CURRENT BROWARD COUNTY LIVING WAGE.

YES	Agree to the above statement.
NO	Disagree to the above statement.

NAME OF COMPANY: 1666 SUPPORT SERVICES INC

AUTHORIZED PERSON NAME: WALTER COOPER

AUTHORIZED SIGNATURE: [Signature]

By signing this proposal sheet, your firm is agreeing to the terms and conditions of the invitation for proposal.
All buildings listed in the group must be priced for this proposal sheet to be determined responsive.

AUTHORIZED PERSON TITLE: PRESIDENT DATE: 5/25/21

THIS SHEET MUST BE SIGNED AND MUST NOT BE ALTERED OR REVISED.
ANY REVISION TO THIS SHEET MAY RENDER THE PROPOSAL NON-RESPONSIVE.

Janitorial Services - Price Sheets - Large Facilities - Group 4 - Agreement 5 (CBE Reserve)

ITEM NO.	FACILITY LOCATION	Annual Frequency	Annual Process	Year 1		Year 2		Two Year Total	
				Unit		Unit			
				Price	Annual	Price	Annual		
1	MASS TRANSIT NORTH 3201 Copans Rd. POMPAÑO BEACH, FL	12	Basic Cleaning	\$ 12,959.40	\$155,512.81	\$ 13,153.79	\$157,845.50	\$ 313,358.32	
		12	Restrooms	\$ 1,171.82	\$ 14,061.88	\$ 1,189.40	\$ 14,272.81	\$ 28,334.68	
		12	Floors	\$ 2,343.66	\$ 28,123.88	\$ 2,378.81	\$ 28,545.74	\$ 56,669.62	
			Porter (450 per month)	\$ 26.42	\$142,690.65	\$ 26.82	\$144,831.01	\$ 287,521.67	
		17,500	Pressure Cleaning (SQ. FT.)	\$ 0.05	\$ 920.06	\$ 0.05	\$ 920.06	\$ 1,840.13	
		1	Windows	\$ 660.60	\$ 660.60	\$ 670.51	\$ 670.51	\$ 1,331.12	
		1	Air Quality	\$ 1,874.93	\$ 1,874.93	\$ 1,903.05	\$ 1,903.05	\$ 3,777.98	
		12	Cleaning Supplies	\$ 333.58	\$ 4,002.93	\$ 338.58	\$ 4,062.98	\$ 8,065.91	
		12	Paper Products	\$ 416.97	\$ 5,003.67	\$ 423.23	\$ 5,078.72	\$ 10,082.39	
		17,500	Carpet Cleaning - Deep (SQ. FT.)	\$ 0.06	\$ 1,104.08	\$ 0.06	\$ 1,104.08	\$ 2,208.15	
		17,500	Electrostatic Disinfection (SQ. FT.)	\$ 0.04	\$ 736.05	\$ 0.04	\$ 736.05	\$ 1,472.10	
		Total				\$354,691.55		\$359,970.52	\$ 714,662.07
2	MASS TRANSIT SOUTH 5440 Ravenswood Rd. FT. LAUDERDALE, FL	12	Basic Cleaning	\$ 12,946.14	\$155,353.70	\$ 13,140.33	\$157,684.00	\$ 313,037.70	
		12	Restrooms	\$ 1,171.82	\$ 14,061.88	\$ 1,189.40	\$ 14,272.81	\$ 28,334.68	
		12	Floors	\$ 2,343.66	\$ 28,123.88	\$ 2,378.81	\$ 28,545.74	\$ 56,669.62	
			Porter (450 per month)	\$ 26.42	\$142,690.65	\$ 26.82	\$144,831.01	\$ 287,521.67	
		10,450	Pressure Cleaning (SQ. FT.)	\$ 0.05	\$ 549.41	\$ 0.05	\$ 549.41	\$ 1,098.82	
		1	Windows	\$ 660.60	\$ 660.60	\$ 670.51	\$ 670.51	\$ 1,331.12	
		1	Air Quality	\$ 937.46	\$ 937.46	\$ 951.53	\$ 951.53	\$ 1,888.99	
		12	Cleaning Supplies	\$ 199.20	\$ 2,390.35	\$ 202.18	\$ 2,426.21	\$ 4,816.56	
		12	Paper Products	\$ 249.00	\$ 2,987.94	\$ 252.73	\$ 3,032.76	\$ 6,020.70	
		10,450	Carpet Cleaning - Deep (SQ. FT.)	\$ 0.06	\$ 659.29	\$ 0.06	\$ 659.29	\$ 1,318.58	
		10,450	Electrostatic Disinfection (SQ. FT.)	\$ 0.04	\$ 439.53	\$ 0.04	\$ 439.53	\$ 879.05	
		Total				\$348,854.70		\$354,062.80	\$ 702,917.51
3	MASS TRANSIT Lauderhill Mass Trans. 1359 NW 40th Avenue Lauderhill, FL. 33310	12	Basic Cleaning	\$ 4,797.79	\$ 57,573.54	\$ 4,869.76	\$ 58,437.14	\$ 116,010.68	
		12	Restrooms	\$ 520.81	\$ 6,249.70	\$ 528.62	\$ 6,343.44	\$ 12,593.14	
		12	Floors	\$ 130.21	\$ 1,562.49	\$ 132.16	\$ 1,585.92	\$ 3,148.41	
			Porter (1095 per month)	\$ 26.42	\$347,213.92	\$ 26.82	\$352,422.13	\$ 699,636.05	
		2,953	Pressure Cleaning (SQ. FT.)	\$ 0.05	\$ 155.25	\$ 0.05	\$ 155.25	\$ 310.51	
		1	Windows	\$ 660.60	\$ 660.60	\$ 670.51	\$ 670.51	\$ 1,331.12	
		1	Air Quality	\$ 312.48	\$ 312.48	\$ 317.17	\$ 317.17	\$ 629.66	
		12	Cleaning Supplies	\$ 28.15	\$ 337.76	\$ 28.57	\$ 342.85	\$ 680.63	
		12	Paper Products	\$ 35.18	\$ 422.20	\$ 35.71	\$ 428.53	\$ 850.73	
		2,953	Carpet Cleaning - Deep (SQ. FT.)	\$ 0.06	\$ 186.30	\$ 0.06	\$ 186.30	\$ 372.61	
		2,953	Electrostatic Disinfection (SQ. FT.)	\$ 0.04	\$ 124.20	\$ 0.04	\$ 124.20	\$ 248.41	
		Total				\$414,798.47		\$421,013.47	\$ 835,811.94
4	MASS TRANSIT LAUDERHILL MASS TRANS. 4221 NW 12th Street Lauderhill, FL	12	Basic Cleaning	\$ 579.21	\$ 6,950.50	\$ 587.90	\$ 7,054.76	\$ 14,005.26	
		12	Restrooms	\$ 52.08	\$ 624.97	\$ 52.86	\$ 634.34	\$ 1,259.31	
		12	Floors	\$ 104.16	\$ 1,249.94	\$ 105.72	\$ 1,268.69	\$ 2,518.63	
		1,260	Pressure Cleaning (SQ. FT.)	\$ 0.05	\$ 66.24	\$ 0.05	\$ 66.24	\$ 132.49	
		1	Windows	\$ 660.60	\$ 660.60	\$ 670.51	\$ 670.51	\$ 1,331.12	
		1	Air Quality	\$0.00	\$ -	\$0.00	\$ -	\$ -	
		12	Cleaning Supplies	\$ 12.01	\$ 144.10	\$ 12.19	\$ 146.26	\$ 290.36	
		12	Paper Products	\$ 15.02	\$ 180.19	\$ 15.24	\$ 182.89	\$ 363.07	
		1,260	Carpet Cleaning - Deep (SQ. FT.)	\$ 0.06	\$ 79.49	\$ 0.06	\$ 79.49	\$ 158.99	
		1,260	Electrostatic Disinfection (SQ. FT.)	\$ 0.04	\$ 53.00	\$ 0.04	\$ 53.00	\$ 105.99	
		Total				\$ 10,009.03		\$ 10,156.18	\$ 20,165.21
		Total (1) - Summary, all sites					\$1,128,353.76		\$1,145,202.97

Janitorial Services - Price Sheets - Large Facilities - Group 4 - Agreement 5 (CBE Reserve)

		Per Hour	Annual	Per Hour	Annual	2 years
Additional Labor:						
Project Supervisor	50 hrs.	\$ 42.06	\$ 2,103.00	\$ 42.69	\$ 2,134.55	\$ 4,237.55
Site Supervisor	50 hrs.	\$ 31.55	\$ 1,577.25	\$ 32.02	\$ 1,600.91	\$ 3,178.16
Full Time Service Crew	50 hrs.	\$ 27.34	\$ 1,366.95	\$ 27.75	\$ 1,387.45	\$ 2,754.40
Part Time Service Crew	50 hrs.	\$ 27.34	\$ 1,366.95	\$ 27.75	\$ 1,387.45	\$ 2,754.40
Porter Day/Night	50 hrs.	\$ 27.34	\$ 1,366.95	\$ 27.75	\$ 1,387.45	\$ 2,754.40
Emergency Services Labor:						
Project Supervisor	50 hrs.	\$ 63.09	\$ 3,154.50	\$ 64.04	\$ 3,201.82	\$ 6,356.32
Site Supervisor	50 hrs.	\$ 47.32	\$ 2,365.88	\$ 48.03	\$ 2,401.36	\$ 4,767.24
Full Time Service Crew	50 hrs.	\$ 41.01	\$ 2,050.43	\$ 41.62	\$ 2,081.18	\$ 4,131.61
Part Time Service Crew	50 hrs.	\$ 41.01	\$ 2,050.43	\$ 41.62	\$ 2,081.18	\$ 4,131.61
Porter Day/Night	50 hrs.	\$ 41.01	\$ 2,050.43	\$ 41.62	\$ 2,081.18	\$ 4,131.61
"Pass thru" (Services/Materials)			\$ 1,000.00		\$ 1,000.00	\$ 2,000.00
Total (2)			\$20,452.75		\$20,744.54	\$ 41,197.29

Grand Total - Whole Group
(Total 1 + Total 2)

\$1,148,806.51 \$1,165,947.51 \$ 2,314,754.02

NOTE: IT IS AGREED THAT THE MINIMUM WAGE TO BE PAID TO ALL EMPLOYEES,
REGARDLESS OF THE NUMBER OF HOURS WORKED,
WILL BE THE CURRENT BROWARD COUNTY LIVING WAGE.

YES	Agree to the above statement.
NO	Disagree to the above statement.

NAME OF COMPANY:

1 LEE SUPPORT SERVICES INC.

AUTHORIZED PERSON NAME:

WALTER COOPER

AUTHORIZED SIGNATURE:



By signing this proposal sheet, your firm is agreeing to the terms and conditions of the invitation for proposal.

All buildings listed in the group must be priced for this proposal sheet to be determined responsive.

AUTHORIZED PERSON TITLE:

PRESIDENT

DATE:

5/25/21

THIS SHEET MUST BE SIGNED AND MUST NOT BE ALTERED OR REVISED.
ANY REVISION TO THIS SHEET MAY RENDER THE PROPOSAL NON-RESPONSIVE.

Janitorial Services - Price Sheets - Large Facilities - Group 5 - Agreement 6 (SBE Reserve)

ITEM NO.	FACILITY LOCATION	Annual Frequency	Annual Process	Year 1		Year 2		Two Year Total
				Unit Price	Annual	Unit Price	Annual	
1	MEDICAL EXAMINER 5301 S.W. 31ST AVE. FORT LAUDERDALE, FL 33312	12	Basic Cleaning	\$ 4,233.92	\$ 50,807.06	\$ 4,297.43	\$ 51,569.16	\$102,376.22
		12	Restrooms	\$ 386.61	\$ 4,639.37	\$ 392.41	\$ 4,708.96	\$9,348.33
		12	Floors	\$ 785.31	\$ 9,423.75	\$ 797.09	\$ 9,565.10	\$18,988.85
		17,000	Pressure Cleaning (SQ. FT.)	\$ 0.05	\$ 878.65	\$ 0.05	\$ 878.65	\$1,757.29
		1	Windows	\$ 519.54	\$ 519.54	\$ 527.33	\$ 527.33	\$1,046.87
		1	Air Quality	\$ 1,087.36	\$ 1,087.36	\$ 1,103.67	\$ 1,103.67	\$2,191.03
		12	Cleaning Supplies	\$ 159.28	\$ 1,911.39	\$ 161.67	\$ 1,940.06	\$3,851.46
		12	Paper Products	\$ 298.66	\$ 3,583.88	\$ 303.14	\$ 3,637.64	\$7,221.52
		17,000	Carpet Cleaning - Deep (SQ. FT.)	\$ 0.06	\$ 1,054.37	\$ 0.06	\$ 1,054.37	\$2,108.75
		17,000	Electrostatic Disinfection (SQ. FT.)	\$ 0.04	\$ 702.92	\$ 0.04	\$ 702.92	\$1,405.83
		Total			\$ 74,608.28		\$ 75,687.86	\$150,296.14
2	HIGHWAY & BRIDGES BUILDING A - ADMINISTRATION 1600 BLOUNT ROAD POMPAÑO BEACH, FL 33069	12	Basic Cleaning	\$ 1,020.49	\$ 12,245.87	\$ 1,035.80	\$ 12,429.56	\$24,675.43
		12	Restrooms	\$ 93.63	\$ 1,123.59	\$ 95.04	\$ 1,140.44	\$2,264.03
		12	Floors	\$ 181.23	\$ 2,174.74	\$ 183.95	\$ 2,207.36	\$4,382.10
		3,500	Pressure Cleaning (SQ. FT.)	\$ 0.05	\$ 180.90	\$ 0.05	\$ 180.90	\$ 361.80
		1	Windows	\$ 519.54	\$ 519.54	\$ 527.33	\$ 527.33	\$1,046.87
		1	Air Quality	\$ 362.46	\$ 362.46	\$ 367.89	\$ 367.89	\$ 730.35
		12	Cleaning Supplies	\$ 32.79	\$ 393.47	\$ 33.28	\$ 399.37	\$ 792.84
		12	Paper Products	\$ 61.48	\$ 737.81	\$ 62.41	\$ 748.88	\$1,486.69
		3,500	Carpet Cleaning - Deep (SQ. FT.)	\$ 0.06	\$ 217.08	\$ 0.06	\$ 217.08	\$ 434.15
		3,500	Electrostatic Disinfection (SQ. FT.)	\$ 0.04	\$ 144.72	\$ 0.04	\$ 144.72	\$ 289.44
		Total			\$ 18,100.17		\$ 18,363.53	\$36,463.70
3	HIGHWAY & BRIDGES BUILDING B - ASSEMBLY BLDG. 1600 BLOUNT ROAD POMPAÑO BEACH, FL 33069	12	Basic Cleaning	\$ 1,020.49	\$ 12,245.87	\$ 1,035.80	\$ 12,429.56	\$24,675.43
		12	Restrooms	\$ 93.63	\$ 1,123.59	\$ 95.04	\$ 1,140.44	\$2,264.03
		12	Floors	\$ 181.23	\$ 2,174.74	\$ 183.95	\$ 2,207.36	\$4,382.10
		3,500	Pressure Cleaning (SQ. FT.)	\$ 0.05	\$ 180.90	\$ 0.05	\$ 180.90	\$ 361.80
		1	Windows	\$ 519.54	\$ 519.54	\$ 527.33	\$ 527.33	\$1,046.87
		1	Air Quality	\$ 362.46	\$ 362.46	\$ 367.89	\$ 367.89	\$ 730.35
		12	Cleaning Supplies	\$ 61.48	\$ 737.81	\$ 62.41	\$ 748.88	\$1,486.69
		12	Paper Products	\$ 32.79	\$ 393.47	\$ 33.28	\$ 399.37	\$ 792.84
		3,500	Carpet Cleaning - Deep (SQ. FT.)	\$ 0.06	\$ 217.08	\$ 0.06	\$ 217.08	\$ 434.15
		3,500	Electrostatic Disinfection (SQ. FT.)	\$ 0.04	\$ 144.72	\$ 0.04	\$ 144.72	\$ 289.44
		Total			\$ 18,100.17		\$ 18,363.53	\$36,463.70
4	HIGHWAY & BRIDGES BUILDING C - GUARDHOUSE 1600 BLOUNT ROAD POMPAÑO BEACH, FL 33069	12	Basic Cleaning	\$ 196.74	\$ 2,360.93	\$ 199.70	\$ 2,396.34	\$4,757.27
		12	Restrooms	\$ 18.12	\$ 217.45	\$ 18.39	\$ 220.71	\$ 438.16
		12	Floors	\$ 30.20	\$ 362.46	\$ 30.66	\$ 367.89	\$ 730.35
		100	Pressure Cleaning (SQ. FT.)	\$ 0.05	\$ 5.17	\$ 0.05	\$ 5.17	\$ 10.34
		1	Windows	\$ 519.54	\$ 519.54	\$ 527.33	\$ 527.33	\$1,046.87
		1	Air Quality	\$0.00	\$ -	\$0.00	\$ -	\$ -
		12	Cleaning Supplies	\$ 0.94	\$ 11.29	\$ 0.95	\$ 11.46	\$ 22.75
		12	Paper Products	\$ 1.76	\$ 21.09	\$ 1.78	\$ 21.40	\$ 42.49
		100	Carpet Cleaning - Deep (SQ. FT.)	\$ 0.06	\$ 6.20	\$ 0.06	\$ 6.20	\$ 12.40
		100	Electrostatic Disinfection (SQ. FT.)	\$ 0.04	\$ 4.13	\$ 0.04	\$ 4.13	\$ 8.27
		Total			\$ 3,608.26		\$ 3,660.64	\$7,068.90

Janitorial Services - Price Sheets - Large Facilities - Group 5 - Agreement 6 (SBE Reserve)

<u>5</u>	HIGHWAY & BRIDGES	12	Basic Cleaning	\$ 398.27	\$ 4,779.29	\$ 404.25	\$ 4,850.98	\$9,630.27
	BUILDING D - OFFICE TRAILER	12	Restrooms	\$ 36.24	\$ 434.90	\$ 36.79	\$ 441.42	\$ 876.32
	1600 BLOUNT ROAD	12	Floors	\$ 60.41	\$ 724.91	\$ 61.32	\$ 735.79	\$1,460.70
			Pressure Cleaning (SQ. FT.)					
	POMPANO BEACH, FL 33069	966	(SQ. FT.)	\$ 0.05	\$ 49.93	\$ 0.05	\$ 49.93	\$ 99.86
		1	Windows	\$ 519.54	\$ 519.54	\$ 527.33	\$ 527.33	\$1,046.87
		1	Air Quality	\$0.00	\$ -	\$0.00	\$ -	\$ -
		12	Cleaning Supplies	\$ 9.06	\$ 108.66	\$ 9.19	\$ 110.29	\$ 218.96
		12	Paper Products	\$ 16.97	\$ 203.68	\$ 17.23	\$ 206.74	\$ 410.42
		966	Carpet Cleaning - Deep (SQ. FT.)	\$ 0.06	\$ 59.91	\$ 0.06	\$ 59.91	\$ 119.83
			Electrostatic Disinfection (SQ. FT.)					
		966		\$ 0.04	\$ 39.94	\$ 0.04	\$ 39.94	\$ 79.88
Total					\$ 6,920.77		\$ 7,022.33	\$13,943.10
Total (1) - Summary, all sites					\$ 121,237.64		\$ 122,997.90	\$244,235.54

			Per Hour	Annual	Per Hour	Annual	2 years
Additional Labor:							
Project Supervisor	50 hrs.		\$ 41.35	\$ 2,067.40	\$ 41.97	\$ 2,098.41	\$4,165.81
Site Supervisor	50 hrs.		\$ 31.01	\$ 1,550.55	\$ 31.48	\$ 1,573.81	\$3,124.36
Full Time Service Crew	50 hrs.		\$ 26.88	\$ 1,343.81	\$ 27.28	\$ 1,363.97	\$2,707.78
Part Time Service Crew	50 hrs.		\$ 26.88	\$ 1,343.81	\$ 27.28	\$ 1,363.97	\$2,707.78
Porter Day/Night	50 hrs.		\$ 26.88	\$ 1,343.81	\$ 27.28	\$ 1,363.97	\$2,707.78
Emergency Services Labor:							
Project Supervisor	50 hrs.		\$ 62.02	\$ 3,101.10	\$ 62.95	\$ 3,147.62	\$6,248.72
Site Supervisor	50 hrs.		\$ 46.52	\$ 2,325.83	\$ 47.21	\$ 2,360.71	\$4,686.54
Full Time Service Crew	50 hrs.		\$ 40.31	\$ 2,015.72	\$ 40.92	\$ 2,045.95	\$4,061.67
Part Time Service Crew	50 hrs.		\$ 40.31	\$ 2,015.72	\$ 40.92	\$ 2,045.95	\$4,061.67
Porter Day/Night	50 hrs.		\$ 40.31	\$ 2,015.72	\$ 40.92	\$ 2,045.95	\$4,061.67
"Pass thru" (Services/Materials)				\$ 1,000.00		\$ 1,000.00	\$2,000.00
Total (2)				\$20,123.45		\$20,410.30	\$40,533.75

Grand Total - Whole Group
(Total 1 + Total 2)

\$141,361.09 \$143,408.21 \$284,769.29

NOTE: IT IS AGREED THAT THE MINIMUM WAGE TO BE PAID TO ALL EMPLOYEES, REGARDLESS OF THE NUMBER OF HOURS WORKED, WILL BE THE CURRENT BROWARD COUNTY LIVING WAGE.

YES	Agree to the above statement.
NO	Disagree to the above statement.

NAME OF COMPANY:

1 LEE SUPPORT SERVICES INC

AUTHORIZED PERSON NAME:

WALTER COOPER

AUTHORIZED SIGNATURE:

Walter Cooper

By signing this proposal sheet, your firm is agreeing to the terms and conditions of the invitation for proposal.


All buildings listed in the group must be priced for this proposal sheet to be determined responsive.

AUTHORIZED PERSON TITLE:

PRESIDENTDATE: 3/25/21

**THIS SHEET MUST BE SIGNED AND MUST NOT BE ALTERED OR REVISED.
ANY REVISION TO THIS SHEET MAY RENDER THE PROPOSAL NON-RESPONSIVE.**

Janitorial Services - Price Sheets - Large Facilities - Group 6 - Agreement 7 (CBE Reserve)

ITEM NO.	FACILITY LOCATION	Annual Frequency	Annual Process	Year 1		Year 2		Two Year Total	
				Unit Price	Annual	Unit Price	Annual		
1	NORTH REGIONAL COURTHOUSE 1600 HILLSBORO BLVD. DEERFIELD BEACH, FL 33442	12	Basic Cleaning	\$13,244.10	\$158,929.14	\$13,442.76	\$161,313.08	\$320,242.22	
		12	Restrooms	\$1,193.60	\$14,323.24	\$1,211.51	\$14,538.09	\$28,861.32	
		12	Floors	\$2,392.19	\$28,706.26	\$2,428.07	\$29,136.86	\$57,843.12	
		32,766	Pressure Cleaning (SQ. FT.)	\$0.05	\$1,693.51	\$0.05	\$1,693.51	\$3,387.02	
		1	Windows	\$2,597.69	\$2,597.69	\$2,636.65	\$2,636.65	\$5,234.34	
		1	Air Quality	\$3,289.25	\$3,289.25	\$3,338.59	\$3,338.59	\$6,627.85	
		12	Cleaning Supplies	\$614.00	\$7,367.97	\$623.21	\$7,478.48	\$14,846.45	
		12	Paper Products	\$1,151.25	\$13,815.03	\$1,168.52	\$14,022.25	\$27,837.28	
		32,766	Carpet Cleaning - Deep (SQ. FT.)	\$0.06	\$2,032.21	\$0.06	\$2,032.21	\$4,064.43	
		32,766	Electrostatic Disinfection (SQ. FT.)	\$0.04	\$1,354.81	\$0.04	\$1,354.81	\$2,709.62	
		Total				\$234,109.11		\$237,544.54	\$471,653.65
		Total (1) - Summary, all sites					\$234,109.11		\$237,544.54
Additional Labor:				Per Hour	Annual	Per Hour	Annual	2 years	
Project Supervisor 50 hrs.				\$41.35	\$2,067.40	\$41.97	\$2,098.41	\$4,165.81	
Site Supervisor 50 hrs.				\$31.01	\$1,550.55	\$31.48	\$1,573.81	\$3,124.36	
Full Time Service Crew 50 hrs.				\$26.88	\$1,343.81	\$27.28	\$1,363.97	\$2,707.78	
Part Time Service Crew 50 hrs.				\$26.88	\$1,343.81	\$27.28	\$1,363.97	\$2,707.78	
Porter Day/Night 50 hrs.				\$26.88	\$1,343.81	\$27.28	\$1,363.97	\$2,707.78	
Emergency Services Labor:									
Project Supervisor 50 hrs.				\$62.02	\$3,101.10	\$62.95	\$3,147.62	\$6,248.72	
Site Supervisor 50 hrs.				\$46.52	\$2,325.83	\$47.21	\$2,360.71	\$4,686.54	
Full Time Service Crew 50 hrs.				\$40.31	\$2,015.72	\$40.92	\$2,045.95	\$4,061.67	
Part Time Service Crew 50 hrs.				\$40.31	\$2,015.72	\$40.92	\$2,045.95	\$4,061.67	
Porter Day/Night 50 hrs.				\$40.31	\$2,015.72	\$40.92	\$2,045.95	\$4,061.67	
"Pass thru" (Services/Materials)					\$1,000.00		\$1,000.00	\$2,000.00	
Total (2)					\$20,123.45		\$20,410.30	\$40,533.75	
Grand Total - Whole Group					\$254,232.56		\$257,954.84	\$512,187.40	
(Total 1 + Total 2)									
NOTE: IT IS AGREED THAT THE MINIMUM WAGE TO BE PAID TO ALL EMPLOYEES, REGARDLESS OF THE NUMBER OF HOURS WORKED, WILL BE THE CURRENT BROWARD COUNTY LIVING WAGE.									
				YES	Agree to the above statement.				
				NO	Disagree to the above statement.				
NAME OF COMPANY:				LEE SUPPORT SERVICES INC.					
AUTHORIZED PERSON NAME:				WALTER COOPER					
AUTHORIZED SIGNATURE:									
By signing this proposal sheet, your firm is agreeing to the terms and conditions of the invitation for proposal.									
All buildings listed in the group must be priced for this proposal sheet to be determined responsive:									
AUTHORIZED PERSON TITLE:				PRESIDENT					
				DATE: 5/25/21					
THIS SHEET MUST BE SIGNED AND MUST NOT BE ALTERED OR REVISED. ANY REVISION TO THIS SHEET MAY RENDER THE PROPOSAL NON-RESPONSIVE.									

Janitorial Services - Price Sheets - Small Facilities - Group 1 - Agreement 8 (SBE Reserve Goal)

ITEM NO.	FACILITY LOCATION	Annual Frequency	Annual Process	Year 1		Year 2		Two Year Total
				Unit Price	Annual	Unit Price	Annual	
1	2nd Avenue Warehouse 515/519/529 S.W 2ND AVE. FT. LAUDERDALE, FL	12	Basic Cleaning	\$ 3,309.36	\$39,712.31	\$ 3,359.00	\$ 40,308.00	\$ 80,020.31
		12	Restrooms	\$ 303.53	\$3,642.30	\$ 308.08	\$ 3,696.94	\$ 7,339.24
		12	Floors	\$ 612.42	\$7,348.99	\$ 621.60	\$ 7,459.22	\$ 14,808.21
			Pressure Cleaning (SQ. FT.)	\$ 0.05	\$1,550.55	\$ 0.05	\$ 1,550.55	\$ 3,101.10
		30,000						
		1	Windows	\$ 432.94	\$ 432.94	\$ 439.44	\$ 439.44	\$ 872.38
		1	Air Quality	\$ 853.62	\$ 853.62	\$ 866.42	\$ 866.42	\$ 1,720.04
		12	Cleaning Supplies	\$ 140.54	\$1,686.50	\$ 142.65	\$ 1,711.80	\$ 3,398.30
		12	Paper Products	\$ 175.68	\$2,108.13	\$ 178.31	\$ 2,139.75	\$ 4,247.88
			Carpet Cleaning - Deep (SQ. FT.)	\$ 0.06	\$1,860.66	\$ 0.06	\$ 1,860.66	\$ 3,721.32
		30,000						
			Electrostatic Disinfection (SQ. FT.)	\$ 0.04	\$1,240.44	\$ 0.04	\$ 1,240.44	\$ 2,480.88
		30,000						
Total				\$60,436.45		\$ 61,273.22	\$ 121,709.67	
4	PUBLIC DEFENDERS 412 S.E. 6th Street Fort Lauderdale, Fl. 33301	12	Basic Cleaning	\$ 1,829.63	\$21,955.54	\$ 1,857.07	\$ 22,284.87	\$ 44,240.41
		12	Restrooms	\$ 167.74	\$2,012.86	\$ 170.25	\$ 2,043.05	\$ 4,055.92
		12	Floors	\$ 346.14	\$4,153.74	\$ 351.34	\$ 4,216.04	\$ 8,369.78
			Pressure Cleaning (SQ. FT.)	\$ 0.05	\$ 413.48	\$ 0.05	\$ 413.48	\$ 826.96
		8,000						
		1	Windows	\$ 432.94	\$ 432.94	\$ 439.44	\$ 439.44	\$ 872.38
		1	Air Quality	\$ 284.54	\$ 284.54	\$ 288.80	\$ 288.80	\$ 573.34
		12	Cleaning Supplies	\$ 74.95	\$ 899.44	\$ 76.08	\$ 912.93	\$ 1,812.38
		12	Paper Products	\$ 93.69	\$1,124.33	\$ 95.10	\$ 1,141.20	\$ 2,265.53
			Carpet Cleaning - Deep (SQ. FT.)	\$ 0.06	\$ 496.18	\$ 0.06	\$ 496.18	\$ 992.35
		8,000						
			Electrostatic Disinfection (SQ. FT.)	\$ 0.04	\$ 330.78	\$ 0.04	\$ 330.78	\$ 661.57
		8,000						
Total				\$32,103.84		\$ 32,566.79	\$ 64,670.63	
5	STATE ATTORNEY, OFFICE OF THE 16 S.E 6th STREET FT LAUDERDALE, FL	12	Basic Cleaning	\$ 3,309.36	\$39,712.31	\$ 3,359.00	\$ 40,308.00	\$ 80,020.31
		12	Restrooms	\$ 303.53	\$3,642.30	\$ 308.08	\$ 3,696.94	\$ 7,339.24
		12	Floors	\$ 612.42	\$7,348.99	\$ 621.60	\$ 7,459.22	\$ 14,808.21
			Pressure Cleaning (SQ. FT.)	\$ 0.05	\$ 387.64	\$ 0.05	\$ 387.64	\$ 775.28
		7,500						
		1	Windows	\$ 432.94	\$ 432.94	\$ 439.44	\$ 439.44	\$ 872.38
		1	Air Quality	\$ 853.62	\$ 853.62	\$ 866.42	\$ 866.42	\$ 1,720.04
		12	Cleaning Supplies	\$ 140.54	\$1,686.50	\$ 142.65	\$ 1,711.80	\$ 3,398.30
		12	Paper Products	\$ 175.68	\$2,108.13	\$ 178.31	\$ 2,139.75	\$ 4,247.88
			Carpet Cleaning - Deep (SQ. FT.)	\$ 0.06	\$ 465.17	\$ 0.06	\$ 465.17	\$ 930.33
		7,500						
			Electrostatic Disinfection (SQ. FT.)	\$ 0.04	\$ 310.11	\$ 0.04	\$ 310.11	\$ 620.22
		7,500						
Total				\$56,947.71		\$ 57,784.48	\$ 114,732.19	

Janitorial Services - Price Sheets - Small Facilities - Group 1 - Agreement 8 (SBE Reserve Goal)

6	64th Street Warehouse 1081 NW 64th Street Ft. Lauderdale, FL.	12	Basic Cleaning	\$ 784.12	\$9,409.48	\$ 795.89	\$ 9,550.62	\$ 18,960.11
		12	Restrooms	\$ 71.88	\$ 862.60	\$ 72.96	\$ 875.54	\$ 1,738.14
		12	Floors	\$ 133.13	\$1,597.56	\$ 135.13	\$ 1,621.53	\$ 3,219.09
			Pressure Cleaning (SQ. FT.)					
		3,000		\$ 0.05	\$ 155.06	\$ 0.05	\$ 155.06	\$ 310.11
		1	Windows	\$ 432.94	\$ 432.94	\$ 439.44	\$ 439.44	\$ 872.38
		1	Air Quality	\$ 284.54	\$ 284.54	\$ 288.80	\$ 288.80	\$ 573.34
		12	Cleaning Supplies	\$ 28.11	\$ 337.28	\$ 28.53	\$ 342.33	\$ 679.61
		12	Paper Products	\$ 35.14	\$ 421.63	\$ 35.66	\$ 427.95	\$ 849.58
			Carpet Cleaning - Deep (SQ. FT.)					
		3,000		\$ 0.06	\$ 186.07	\$ 0.06	\$ 186.07	\$ 372.13
			Electrostatic Disinfection (SQ. FT.)					
		3,000		\$ 0.04	\$ 124.04	\$ 0.04	\$ 124.04	\$ 248.09
			Total		\$13,811.19		\$ 14,011.38	\$ 27,822.58
7	North Family Success Center 2011 NW 3rd Avenue Pompano Beach, FL	12	Basic Cleaning	\$ 896.60	\$10,759.20	\$ 910.05	\$ 10,920.59	\$ 21,679.80
		12	Restrooms	\$ 82.54	\$ 990.49	\$ 83.78	\$ 1,005.35	\$ 1,995.84
		12	Floors	\$ 159.76	\$1,917.10	\$ 162.15	\$ 1,945.86	\$ 3,862.96
			Pressure Cleaning (SQ. FT.)					
		3,500		\$ 0.05	\$ 180.90	\$ 0.05	\$ 180.90	\$ 361.80
		1	Windows	\$ 432.94	\$ 432.94	\$ 439.44	\$ 439.44	\$ 872.38
		1	Air Quality	\$ 284.54	\$ 284.54	\$ 288.80	\$ 288.80	\$ 573.34
		12	Cleaning Supplies	\$ 32.79	\$ 393.47	\$ 33.28	\$ 399.37	\$ 792.84
		12	Paper Products	\$ 41.00	\$ 491.96	\$ 41.61	\$ 499.34	\$ 991.30
			Carpet Cleaning - Deep (SQ. FT.)					
		3,500		\$ 0.06	\$ 217.08	\$ 0.06	\$ 217.08	\$ 434.15
			Electrostatic Disinfection (SQ. FT.)					
		3,500		\$ 0.04	\$ 144.72	\$ 0.04	\$ 144.72	\$ 289.44
			Total		\$15,812.40		\$ 16,041.44	\$ 31,853.84
8	EMPLOYEE ASSISTANCE PROGRAM 540 NE 4st Fort Lauderdale, FL 33301	12	Basic Cleaning	\$ 323.17	\$3,877.99	\$ 328.01	\$ 3,936.16	\$ 7,814.14
		12	Restrooms	\$ 2.67	\$ 32.00	\$ 2.71	\$ 32.48	\$ 64.49
		12	Floors	\$0.00	\$ -	\$0.00	\$ -	\$ -
			Pressure Cleaning (SQ. FT.)					
		900		\$ 0.05	\$ 46.52	\$ 0.05	\$ 46.52	\$ 93.03
		1	Windows	\$ 432.94	\$ 432.94	\$ 439.44	\$ 439.44	\$ 872.38
		1	Air Quality	\$0.00	\$ -	\$0.00	\$ -	\$ -
		12	Cleaning Supplies	\$ 8.43	\$ 101.22	\$ 8.56	\$ 102.74	\$ 203.96
		12	Paper Products	\$ 10.54	\$ 126.52	\$ 10.70	\$ 128.42	\$ 254.95
			Carpet Cleaning - Deep (SQ. FT.)					
		900		\$ 0.06	\$ 55.82	\$ 0.06	\$ 55.82	\$ 111.64
			Electrostatic Disinfection (SQ. FT.)					
		900		\$ 0.04	\$ 37.21	\$ 0.04	\$ 37.21	\$ 74.43
			Total		\$4,710.23		\$ 4,778.79	\$ 9,489.02

Janitorial Services - Price Sheets - Small Facilities - Group 1 - Agreement 8 (SBE Reserve Goal)

ITEM NO.	FACILITY LOCATION	Annual Frequency	Annual Process	Year 1		Year 2		Two Year Total
				Unit		Unit		
				Price	Annual	Price	Annual	
Additional Labor:								
	Project Supervisor		50 hrs.	\$ 41.35	\$2,067.40	\$ 41.97	\$ 2,098.41	\$ 4,165.81
	Site Supervisor		50 hrs.	\$ 31.01	\$1,550.55	\$ 31.48	\$ 1,573.81	\$ 3,124.36
	Full Time Service Crew		50 hrs.	\$ 26.88	\$1,343.81	\$ 27.28	\$ 1,363.97	\$ 2,707.78
	Part Time Service Crew		50 hrs.	\$ 26.88	\$1,343.81	\$ 27.28	\$ 1,363.97	\$ 2,707.78
	Porter Day/Night		50 hrs.	\$ 26.88	\$1,343.81	\$ 27.28	\$ 1,363.97	\$ 2,707.78
Emergency Services Labor:								
	Project Supervisor		50 hrs.	\$ 62.02	\$3,101.10	\$ 62.95	\$ 3,147.62	\$ 6,248.72
	Site Supervisor		50 hrs.	\$ 46.52	\$2,325.83	\$ 47.21	\$ 2,360.71	\$ 4,686.54
	Full Time Service Crew		50 hrs.	\$ 40.31	\$2,015.72	\$ 40.92	\$ 2,045.95	\$ 4,061.67
	Part Time Service Crew		50 hrs.	\$ 40.31	\$2,015.72	\$ 40.92	\$ 2,045.95	\$ 4,061.67
	Porter Day/Night		50 hrs.	\$ 40.31	\$2,015.72	\$ 40.92	\$ 2,045.95	\$ 4,061.67
	"Pass thru" (Services/Materials)				\$ 1,000.00		\$ 1,000.00	\$ 2,000.00
			Total (2)		\$20,123.45		\$20,410.30	\$ 40,533.75

Grand Total - Whole Group
(Total 1 + Total 2)

\$203,945.27

\$206,866.41

\$ 410,811.68

NOTE: IT IS AGREED THAT THE MINIMUM WAGE TO BE PAID TO ALL EMPLOYEES,
REGARDLESS OF THE NUMBER OF HOURS WORKED,
WILL BE THE CURRENT BROWARD COUNTY LIVING WAGE.

YES

Agree to the above statement.

NO

Disagree to the above statement.

NAME OF COMPANY:

I LEE SUPPORT SERVICES INC

AUTHORIZED PERSON NAME:

WALTER COOPER

AUTHORIZED SIGNATURE:

[Signature]

By signing this proposal sheet, your firm is agreeing to the terms and conditions of the invitation for proposal.
All buildings listed in the group must be priced for this proposal sheet to be determined responsive.

AUTHORIZED PERSON TITLE:

PRESIDENT


DATE:

5/25/21

THIS SHEET MUST BE SIGNED AND MUST NOT BE ALTERED OR REVISED.
ANY REVISION TO THIS SHEET MAY RENDER THE PROPOSAL NON-RESPONSIVE.

Janitorial Services - Price Sheets - Small Facilities - Group 2 - Agreement 9 (SBE Reserve)

ITEM NO.	FACILITY LOCATION	Annual Frequency	Annual Process	Year 1		Year 2		Two Year Total		
				Unit Price	Annual	Unit Price	Annual			
1	BIC LANDFILL / North Transfer Station 2780 N. Powerline Road Pompano Beach, FL 33069	12	Basic Cleaning	\$ 132.94	\$ 1,595.33	\$ 134.94	\$ 1,619.26	\$ 3,214.59		
		12	Restrooms	\$ 11.64	\$ 139.67	\$ 11.81	\$ 141.77	\$ 281.44		
		12	Floors	\$ 29.11	\$ 349.31	\$ 29.55	\$ 354.55	\$ 703.86		
			Pressure Cleaning (SQ. FT.)	\$ 0.05	\$ 41.35	\$ 0.05	\$ 41.35	\$ 82.70		
		800	Windows	\$ 259.77	\$ 259.77	\$ 263.67	\$ 263.67	\$ 523.43		
		1	Air Quality	\$ 0.00	\$ -	\$ 0.00	\$ -	\$ -		
		12	Cleaning Supplies	\$ 7.49	\$ 89.93	\$ 7.61	\$ 91.28	\$ 181.21		
		12	Paper Products	\$ 9.37	\$ 112.38	\$ 9.51	\$ 114.07	\$ 226.45		
			Carpet Cleaning - Deep (SQ. FT.)	\$ 0.06	\$ 49.62	\$ 0.06	\$ 49.62	\$ 99.24		
			Electrostatic Disinfection (SQ. FT.)	\$ 0.04	\$ 33.08	\$ 0.04	\$ 33.08	\$ 66.16		
		800								
			Total		\$ 2,670.44		\$ 2,708.64	\$ 5,379.08		
		2	HOUSING & COMMUNITY DEVELOPMENT 110 NE 3rd street/ 120 NE 3rd street Fort Lauderdale, FL 33011	12	Basic Cleaning	\$ 4,310.96	\$ 51,731.56	\$ 4,375.63	\$ 52,507.53	\$ 104,239.09
				12	Restrooms	\$ 392.92	\$ 4,715.04	\$ 398.81	\$ 4,785.76	\$ 9,500.80
				12	Floors	\$ 785.84	\$ 9,430.07	\$ 797.63	\$ 9,571.52	\$ 19,001.60
					Pressure Cleaning (SQ. FT.)	\$ 0.05	\$ 463.56	\$ 0.05	\$ 463.56	\$ 927.13
				1	Windows	\$ 259.77	\$ 259.77	\$ 263.67	\$ 263.67	\$ 523.43
1	Air Quality			\$ 1,083.08	\$ 1,083.08	\$ 1,099.33	\$ 1,099.33	\$ 2,182.41		
12	Cleaning Supplies			\$ 168.08	\$ 2,016.96	\$ 170.60	\$ 2,047.21	\$ 4,064.17		
12	Paper Products			\$ 210.10	\$ 2,521.19	\$ 213.25	\$ 2,559.01	\$ 5,080.21		
	Carpet Cleaning - Deep (SQ. FT.)			\$ 0.06	\$ 556.28	\$ 0.06	\$ 556.28	\$ 1,112.55		
	Electrostatic Disinfection (SQ. FT.)			\$ 0.04	\$ 369.61	\$ 0.04	\$ 369.61	\$ 739.22		
8,939										
	Total				\$ 73,147.11		\$ 74,223.48	\$ 147,370.59		
3	South Family Success 4735 SW 18TH STREET HOLLYWOOD, FL 33023			12	Basic Cleaning	\$ 1,180.49	\$ 14,165.82	\$ 1,198.19	\$ 14,378.31	\$ 28,544.14
				12	Restrooms	\$ 107.89	\$ 1,292.29	\$ 109.31	\$ 1,311.67	\$ 2,603.97
				12	Floors	\$ 203.73	\$ 2,444.78	\$ 208.79	\$ 2,481.45	\$ 4,926.24
					Pressure Cleaning (SQ. FT.)	\$ 0.05	\$ 335.95	\$ 0.05	\$ 335.95	\$ 671.91
				6,500	Windows	\$ 259.77	\$ 259.77	\$ 263.67	\$ 263.67	\$ 523.43
		1	Air Quality	\$ 361.03	\$ 361.03	\$ 366.45	\$ 366.45	\$ 727.48		
		12	Cleaning Supplies	\$ 60.81	\$ 730.87	\$ 61.82	\$ 741.83	\$ 1,472.70		
		12	Paper Products	\$ 76.13	\$ 913.58	\$ 77.27	\$ 927.29	\$ 1,840.87		
			Carpet Cleaning - Deep (SQ. FT.)	\$ 0.06	\$ 403.14	\$ 0.06	\$ 403.14	\$ 806.29		
		6,500	Electrostatic Disinfection (SQ. FT.)	\$ 0.04	\$ 268.76	\$ 0.04	\$ 268.76	\$ 537.52		
		6,500								
			Total		\$ 21,176.01		\$ 21,478.53	\$ 42,654.53		
		Total (1) - Summary, all sites					\$ 96,993.56		\$ 98,410.64	\$ 195,404.20

Janitorial Services - Price Sheets - Small Facilities - Group 2 - Agreement 9 (SBE Reserve)							
			Year 1		Year 2		2 years
			Per Hour	Annual	Per Hour	Annual	
Additional Labor:							
Project Supervisor	50 hrs.		\$ 41.35	\$ 2,067.40	\$ 41.97	\$ 2,098.41	\$ 4,165.81
Site Supervisor	50 hrs.		\$ 31.01	\$ 1,550.55	\$ 31.48	\$ 1,573.81	\$ 3,124.36
Full Time Service Crew	50 hrs.		\$ 26.88	\$ 1,343.81	\$ 27.28	\$ 1,363.97	\$ 2,707.78
Part Time Service Crew	50 hrs.		\$ 26.88	\$ 1,343.81	\$ 27.28	\$ 1,363.97	\$ 2,707.78
Porter Day/Night	50 hrs.		\$ 26.88	\$ 1,343.81	\$ 27.28	\$ 1,363.97	\$ 2,707.78
Emergency Services Labor:							
Project Supervisor	50 hrs.		\$ 62.02	\$ 3,101.10	\$ 62.95	\$ 3,147.62	\$ 6,248.72
Site Supervisor	50 hrs.		\$ 46.52	\$ 2,325.83	\$ 47.21	\$ 2,360.71	\$ 4,686.54
Full Time Service Crew	50 hrs.		\$ 40.31	\$ 2,015.72	\$ 40.82	\$ 2,045.95	\$ 4,061.67
Part Time Service Crew	50 hrs.		\$ 40.31	\$ 2,015.72	\$ 40.92	\$ 2,045.95	\$ 4,061.67
Porter Day/Night	50 hrs.		\$ 40.31	\$ 2,015.72	\$ 40.92	\$ 2,045.95	\$ 4,061.67
"Pass thru" (Services/Materials)				\$ 1,000.00		\$ 1,000.00	\$ 2,000.00
Total (2)				\$20,123.45		\$20,410.30	\$ 40,533.75
Grand Total - Whole Group (Total 1 + Total 2)				\$117,117.01		\$118,820.94	\$ 235,937.95
NOTE: IT IS AGREED THAT THE MINIMUM WAGE TO BE PAID TO ALL EMPLOYEES, REGARDLESS OF THE NUMBER OF HOURS WORKED, WILL BE THE CURRENT BROWARD COUNTY LIVING WAGE.							
			YES	Agree to the above statement.			
			NO	Disagree to the above statement.			
NAME OF COMPANY:			1 LEE SUPPORT SERVICES INC.				
AUTHORIZED PERSON NAME:			WALTER COOPER				
AUTHORIZED SIGNATURE:							
By signing this proposal sheet, your firm is agreeing to the terms and conditions of the invitation for proposal. All buildings listed in the group must be priced for this proposal sheet to be determined responsive.							
AUTHORIZED PERSON TITLE:			PRESIDENT		DATE: 5/25/21		
THIS SHEET MUST BE SIGNED AND MUST NOT BE ALTERED OR REVISED. ANY REVISION TO THIS SHEET MAY RENDER THE PROPOSAL NON-RESPONSIVE.							

Janitorial Services - Price Sheets - Small Facilities - Group 3 - Agreement 10 (SBE Reserve)						
ITEM NO.	FACILITY LOCATION	Annual Frequency	Annual Process	Year 1		Two Year Total
				Unit Price	Annual	
1	ANIMAL CONTROL SOUTH 2400 SW 42 STREET FT. LAUDERDALE, FL 33315	12	Basic Cleaning	\$ 4,885.32	\$ 58,623.81	\$ 118,126.99
		12	Restrooms	\$ 487.40	\$ 5,848.80	\$ 11,785.33
		12	Floors	\$ 973.63	\$ 11,683.58	\$ 23,542.41
		14,054	Pressure Cleaning (SQ. FT.)	\$ 0.05	\$ 726.38	\$ 1,452.76
		1	Windows	\$ 415.63	\$ 415.63	\$ 837.49
		1	Air Quality	\$ 569.09	\$ 569.09	\$ 1,146.72
		12	Cleaning Supplies	\$ 187.39	\$ 2,248.67	\$ 4,531.07
		12	Paper Products	\$ 234.24	\$ 2,810.84	\$ 5,663.84
		14,054	Carpet Cleaning - Deep (SQ. FT.)	\$ 0.06	\$ 871.66	\$ 1,743.31
		14,054	Electrostatic Disinfection (SQ. FT.)	\$ 0.04	\$ 581.10	\$ 1,162.21
		Total			\$ 84,379.57	\$ 169,992.14
2	ENVIRONMENTAL PROTECTION & GROWTH MANAGEMENT (LAB) 3245 COLLEGE AVENUE DAVIE, FL 33312	12	Basic Cleaning	\$ 1,725.79	\$ 20,709.52	\$ 41,729.68
		12	Restrooms	\$ 171.90	\$ 2,062.85	\$ 4,156.65
		12	Floors	\$ 186.07	\$ 2,232.79	\$ 4,499.08
		10,000	Pressure Cleaning (SQ. FT.)	\$ 0.05	\$ 516.85	\$ 1,033.70
		1	Windows	\$ 415.63	\$ 415.63	\$ 837.49
		1	Air Quality	\$ 284.55	\$ 284.55	\$ 573.36
		12	Cleaning Supplies	\$ 93.69	\$ 1,124.33	\$ 2,265.53
		12	Paper Products	\$ 117.12	\$ 1,405.42	\$ 2,831.92
		10,000	Carpet Cleaning - Deep (SQ. FT.)	\$ 0.06	\$ 620.22	\$ 1,240.44
		10,000	Electrostatic Disinfection (SQ. FT.)	\$ 0.04	\$ 413.48	\$ 826.96
		Total			\$ 29,785.64	\$ 59,994.81
3	FMD SOUTH REG MAINT OFFICE 8500 Griffin Road Davie FL, 33328	12	Basic Cleaning	\$ 913.39	\$ 10,960.65	\$ 22,085.71
		12	Restrooms	\$ 83.94	\$ 1,007.24	\$ 2,029.58
		12	Floors	\$ 162.27	\$ 1,947.24	\$ 3,923.69
		3,600	Pressure Cleaning (SQ. FT.)	\$ 0.05	\$ 186.07	\$ 372.13
		1	Windows	\$ 415.63	\$ 415.63	\$ 837.49
		1	Air Quality	\$ 284.55	\$ 284.55	\$ 573.36
		12	Cleaning Supplies	\$ 33.73	\$ 404.76	\$ 815.58
		12	Paper Products	\$ 42.16	\$ 505.98	\$ 1,019.54
		3,600	Carpet Cleaning - Deep (SQ. FT.)	\$ 0.06	\$ 223.28	\$ 446.56
		3,600	Electrostatic Disinfection (SQ. FT.)	\$ 0.04	\$ 148.85	\$ 297.71
		Total			\$ 16,084.24	\$ 32,401.37
4	FLEET SERVICES # 2 2515 S.W. 4TH AVE FORT LAUDERDALE, FL 33315	12	Basic Cleaning	\$ 236.52	\$ 2,838.25	\$ 5,719.08
		12	Restrooms	\$ 21.67	\$ 260.00	\$ 523.89
		12	Floors	\$ 54.09	\$ 649.12	\$ 1,307.98
		1,100	Pressure Cleaning (SQ. FT.)	\$ 0.05	\$ 56.85	\$ 113.71
		1	Windows	\$ 415.63	\$ 415.63	\$ 837.49
		1	Air Quality	\$ 0.00	\$ -	\$ -
		12	Cleaning Supplies	\$ 10.31	\$ 123.67	\$ 249.20
		12	Paper Products	\$ 12.88	\$ 154.56	\$ 311.44
		1,100	Carpet Cleaning - Deep (SQ. FT.)	\$ 0.06	\$ 68.22	\$ 136.45
		1,100	Electrostatic Disinfection (SQ. FT.)	\$ 0.04	\$ 45.48	\$ 90.97
		Total			\$ 4,611.79	\$ 9,290.20

Janitorial Services - Price Sheets - Small Facilities - Group 3 - Agreement 10 (SBE Reserve)

5	FLEET SERVICES #8 7101 S.W 205 AVENUE FT. LAUDERDALE, FL 33332	12	Basic Cleaning	\$ 211.59	\$ 2,539.06	\$ 214.76	\$ 2,577.14	\$ 5,116.20				
		12	Restrooms	\$ 21.67	\$ 260.00	\$ 21.99	\$ 263.90	\$ 523.89				
		12	Floors	\$ 27.04	\$ 324.50	\$ 27.45	\$ 329.37	\$ 653.87				
		470	Pressure Cleaning (SQ. FT.)	\$ 0.05	\$ 24.29	\$ 0.05	\$ 24.29	\$ 48.58				
		1	Windows	\$ 415.63	\$ 415.63	\$ 421.86	\$ 421.86	\$ 837.49				
		1	Air Quality	\$0.00	\$ -	\$0.00	\$ -	\$ -				
		12	Cleaning Supplies	\$ 4.40	\$ 52.84	\$ 4.47	\$ 53.64	\$ 106.48				
		12	Paper Products	\$ 5.51	\$ 66.12	\$ 5.59	\$ 67.11	\$ 133.22				
		470	Carpet Cleaning - Deep (SQ. FT.)	\$ 0.06	\$ 29.15	\$ 0.06	\$ 29.15	\$ 58.30				
		470	Electrostatic Disinfection (SQ. FT.)	\$ 0.04	\$ 19.43	\$ 0.04	\$ 19.43	\$ 38.87				
		Total			\$ 3,731.02		\$ 3,785.89	\$ 7,516.90				
		ITEM NO.	FACILITY LOCATION	Annual Frequency	Annual Process	Unit Price	Annual	Unit Price	Annual	Two Year Total		
				6	LOW RISE BUILDING (Sched Sect) 2600 SW 4th Avenue Fort Lauderdale, FL 33315	12	Basic Cleaning	\$ 1,235.49	\$ 14,825.86	\$ 1,254.02	\$ 15,048.25	\$ 29,874.11
						12	Restrooms	\$ 113.73	\$ 1,364.73	\$ 115.43	\$ 1,385.20	\$ 2,749.94
12	Floors					\$ 216.36	\$ 2,596.36	\$ 219.61	\$ 2,635.31	\$ 5,231.68		
5,000	Pressure Cleaning (SQ. FT.)					\$ 0.05	\$ 258.43	\$ 0.05	\$ 258.43	\$ 516.85		
1	Windows					\$ 415.63	\$ 415.63	\$ 421.86	\$ 421.86	\$ 837.49		
1	Air Quality					\$ 284.55	\$ 284.55	\$ 288.81	\$ 288.81	\$ 573.36		
12	Cleaning Supplies					\$ 46.85	\$ 562.17	\$ 47.55	\$ 570.60	\$ 1,132.77		
12	Paper Products					\$ 58.56	\$ 702.71	\$ 59.44	\$ 713.25	\$ 1,415.96		
5,000	Carpet Cleaning - Deep (SQ. FT.)					\$ 0.06	\$ 310.11	\$ 0.06	\$ 310.11	\$ 620.22		
5,000	Electrostatic Disinfection (SQ. FT.)					\$ 0.04	\$ 206.74	\$ 0.04	\$ 206.74	\$ 413.48		
Total							\$ 21,527.29		\$ 21,838.57	\$ 43,365.86		
7	MOSQUITO CONTROL 1201 WEST AIRPORT ROAD PEMBROKE PINES, FL 33023					12	Basic Cleaning	\$ 410.96	\$ 4,931.49	\$ 417.12	\$ 5,005.47	\$ 9,936.96
						12	Restrooms	\$ 37.81	\$ 453.75	\$ 38.38	\$ 460.56	\$ 914.31
		12	Floors	\$ 80.97	\$ 971.64	\$ 82.18	\$ 986.21	\$ 1,957.85				
		1,200	Pressure Cleaning (SQ. FT.)	\$ 0.05	\$ 62.02	\$ 0.05	\$ 62.02	\$ 124.04				
		1	Windows	\$ 415.63	\$ 415.63	\$ 421.86	\$ 421.86	\$ 837.49				
		1	Air Quality	\$0.00	\$ -	\$0.00	\$ -	\$ -				
		12	Cleaning Supplies	\$ 11.25	\$ 134.96	\$ 11.42	\$ 136.98	\$ 271.94				
		12	Paper Products	\$ 14.06	\$ 168.70	\$ 14.27	\$ 171.23	\$ 339.93				
		1,200	Carpet Cleaning - Deep (SQ. FT.)	\$ 0.06	\$ 74.43	\$ 0.06	\$ 74.43	\$ 148.85				
		1,200	Electrostatic Disinfection (SQ. FT.)	\$ 0.04	\$ 49.62	\$ 0.04	\$ 49.62	\$ 99.24				
		Total			\$ 7,262.24		\$ 7,368.38	\$ 14,630.62				
		8	LANDFILL 7101 SW 205 AVENUE FT. LAUDERDALE, FL 33332	12	Basic Cleaning	\$ 1,007.28	\$ 12,087.34	\$ 1,022.39	\$ 12,268.65	\$ 24,356.00		
				12	Restrooms	\$ 92.06	\$ 1,104.74	\$ 93.44	\$ 1,121.31	\$ 2,226.04		
12	Floors			\$ 189.32	\$ 2,271.87	\$ 192.16	\$ 2,305.94	\$ 4,577.81				
11,000	Pressure Cleaning (SQ. FT.)			\$ 0.05	\$ 568.54	\$ 0.05	\$ 568.54	\$ 1,137.07				
1	Windows			\$ 415.63	\$ 415.63	\$ 421.86	\$ 421.86	\$ 837.49				
1	Air Quality			\$ 569.09	\$ 569.09	\$ 577.63	\$ 577.63	\$ 1,146.72				
12	Cleaning Supplies			\$ 103.06	\$ 1,236.72	\$ 104.61	\$ 1,255.27	\$ 2,491.99				
12	Paper Products			\$ 128.83	\$ 1,545.96	\$ 130.76	\$ 1,569.15	\$ 3,115.11				
11,000	Carpet Cleaning - Deep (SQ. FT.)			\$ 0.06	\$ 682.24	\$ 0.06	\$ 682.24	\$ 1,364.48				
11,000	Electrostatic Disinfection (SQ. FT.)			\$ 0.04	\$ 454.83	\$ 0.04	\$ 454.83	\$ 909.66				
Total					\$ 20,936.95		\$ 21,225.42	\$ 42,162.38				
Total (1) - Summary, all sites				\$ 188,318.73		\$ 191,035.54	\$ 379,354.27					

Janitorial Services - Price Sheets - Small Facilities - Group 3 - Agreement 10 (SBE Reserve)

		Per Hour	Annual	Per Hour	Annual	2 years
Additional Labor:						
Project Supervisor	50 hrs.	\$ 41.35	\$ 2,067.40	\$ 41.97	\$ 2,098.41	\$ 4,165.81
Site Supervisor	50 hrs.	\$ 31.01	\$ 1,550.55	\$ 31.48	\$ 1,573.81	\$ 3,124.36
Full Time Service Crew	50 hrs.	\$ 26.88	\$ 1,343.81	\$ 27.28	\$ 1,363.97	\$ 2,707.78
Part Time Service Crew	50 hrs.	\$ 26.88	\$ 1,343.81	\$ 27.28	\$ 1,363.97	\$ 2,707.78
Porter Day/Night	50 hrs.	\$ 26.88	\$ 1,343.81	\$ 27.28	\$ 1,363.97	\$ 2,707.78
Emergency Services Labor:						
Project Supervisor	50 hrs.	\$ 62.02	\$ 3,101.10	\$ 62.95	\$ 3,147.62	\$ 6,248.72
Site Supervisor	50 hrs.	\$ 46.52	\$ 2,325.83	\$ 47.21	\$ 2,360.71	\$ 4,686.54
Full Time Service Crew	50 hrs.	\$ 40.31	\$ 2,015.72	\$ 40.92	\$ 2,045.95	\$ 4,061.67
Part Time Service Crew	50 hrs.	\$ 40.31	\$ 2,015.72	\$ 40.92	\$ 2,045.95	\$ 4,061.67
Porter Day/Night	50 hrs.	\$ 40.31	\$ 2,015.72	\$ 40.92	\$ 2,045.95	\$ 4,061.67
"Pass thru" (Services/Materials)			\$ 1,000.00		\$ 1,000.00	\$ 2,000.00
Total (2)			\$20,123.45		\$20,410.30	\$40,533.75
Grand Total - Whole Group (Total 1 + Total 2)			\$ 188,318.73		\$211,445.84	\$419,888.02
NOTE: IT IS AGREED THAT THE MINIMUM WAGE TO BE PAID TO ALL EMPLOYEES, REGARDLESS OF THE NUMBER OF HOURS WORKED, WILL BE THE CURRENT BROWARD COUNTY LIVING WAGE.						
		YES	Agree to the above statement.			
		NO	Disagree to the above statement.			
NAME OF COMPANY:		<u>ILBB SUPPORT SERVICES INC</u>				
AUTHORIZED PERSON NAME:		<u>WALTER COOPER</u>				
AUTHORIZED SIGNATURE:		<u>[Signature]</u>				
By signing this proposal sheet, your firm is agreeing to the terms and conditions of the invitation for proposal. All buildings listed in the group must be priced for this proposal sheet to be determined responsive.						
AUTHORIZED PERSON TITLE:		<u>PRESIDENT</u>			DATE: <u>5/25/21</u>	
THIS SHEET MUST BE SIGNED AND MUST NOT BE ALTERED OR REVISED. ANY REVISION TO THIS SHEET MAY RENDER THE PROPOSAL NON-RESPONSIVE.						

Janitorial Services - Price Sheets - Small Facilities - Group 4 - Agreement 11 (SBE Reserve)

ITEM NO.	FACILITY LOCATION	Annual Frequency	Annual Process	Year 1		Year 2		Two Year Total
				Unit Price	Annual	Unit Price	Annual	
1	FLEET SERVICES # 3 1600 N.W. 30 TH AVE. POMPANO BEACH, FL. 33069	12	Basic Cleaning	\$ 467.30	\$ 5,607.66	\$ 474.31	\$ 5,691.77	\$ 11,299.43
		12	Restrooms	\$ 42.22	\$ 506.60	\$ 42.85	\$ 514.19	\$ 1,020.79
		12	Floors	\$ 84.43	\$ 1,013.19	\$ 85.70	\$ 1,028.39	\$ 2,041.58
		2,771	Pressure Cleaning (SQ. FT.)	\$ 0.05	\$ 143.22	\$ 0.05	\$ 143.22	\$ 286.44
		1	Windows	\$ 324.72	\$ 324.72	\$ 329.59	\$ 329.59	\$ 654.30
		1	Air Quality	\$0.00	\$ -	\$0.00	\$ -	\$ -
		12	Cleaning Supplies	\$ 25.97	\$ 311.60	\$ 26.36	\$ 316.27	\$ 627.87
		12	Paper Products	\$ 32.46	\$ 389.50	\$ 32.95	\$ 395.34	\$ 784.84
		2,771	Carpet Cleaning - Deep (SQ. FT.)	\$ 0.06	\$ 171.86	\$ 0.06	\$ 171.86	\$ 343.73
		2,771	Electrostatic Disinfection (SQ. FT.)	\$ 0.04	\$ 114.58	\$ 0.04	\$ 114.58	\$ 229.15
		Total				\$ 8,582.91		\$ 8,705.21
2	FAMILY SUCCESS CENTER NORTHWEST 10077 NW 29th Street Coral Springs, FL. 33065	12	Basic Cleaning	\$ 3,218.21	\$ 38,618.49	\$ 3,266.48	\$ 39,197.77	\$ 77,816.27
		12	Restrooms	\$ 292.88	\$ 3,512.18	\$ 297.07	\$ 3,564.86	\$ 7,077.05
		12	Floors	\$ 591.00	\$ 7,091.97	\$ 599.86	\$ 7,198.35	\$ 14,290.31
		13,680	Pressure Cleaning (SQ. FT.)	\$ 0.05	\$ 707.05	\$ 0.05	\$ 707.05	\$ 1,414.10
		1	Windows	\$ 324.72	\$ 324.72	\$ 329.59	\$ 329.59	\$ 654.30
		1	Air Quality	\$ 675.42	\$ 675.42	\$ 685.55	\$ 685.55	\$ 1,360.97
		12	Cleaning Supplies	\$ 140.54	\$ 1,686.50	\$ 142.65	\$ 1,711.80	\$ 3,398.30
		12	Paper Products	\$ 175.68	\$ 2,108.13	\$ 178.31	\$ 2,139.75	\$ 4,247.88
		13,680	Carpet Cleaning - Deep (SQ. FT.)	\$ 0.06	\$ 848.46	\$ 0.06	\$ 848.46	\$ 1,696.92
		13,680	Electrostatic Disinfection (SQ. FT.)	\$ 0.04	\$ 565.64	\$ 0.04	\$ 565.64	\$ 1,131.28
		Total				\$ 56,138.56		\$ 56,948.82
3	REVENUE COLLECTION/ AUTO TAG 1800 NW 66 Avenue Plantation, FL	12	Basic Cleaning	\$ 1,979.59	\$ 23,755.05	\$ 2,009.28	\$ 24,111.37	\$ 47,866.42
		12	Restrooms	\$ 168.85	\$ 2,026.25	\$ 171.39	\$ 2,056.65	\$ 4,082.91
		12	Floors	\$0.00	\$ -	\$0.00	\$ -	\$ -
		16,225	Pressure Cleaning (SQ. FT.)	\$ 0.05	\$ 838.59	\$ 0.05	\$ 838.59	\$ 1,677.18
		1	Windows	\$ 324.72	\$ 324.72	\$ 329.59	\$ 329.59	\$ 654.30
		1	Air Quality	\$ 337.71	\$ 337.71	\$ 342.78	\$ 342.78	\$ 680.49
		12	Cleaning Supplies	\$ 152.02	\$ 1,824.19	\$ 154.30	\$ 1,851.55	\$ 3,675.74
		12	Paper Products	\$ 190.03	\$ 2,280.30	\$ 192.88	\$ 2,314.51	\$ 4,594.81
		16,225	Carpet Cleaning - Deep (SQ. FT.)	\$ 0.06	\$ 1,006.31	\$ 0.06	\$ 1,006.31	\$ 2,012.61
		16,225	Electrostatic Disinfection (SQ. FT.)	\$ 0.04	\$ 670.87	\$ 0.04	\$ 670.87	\$ 1,341.74
		Total				\$ 33,063.99		\$ 33,522.21
4	OFFICE OF JUSTICE SERVICES 824 NW 15 Way Fort Lauderdale, FL. 33311	12	Basic Cleaning	\$ 1,268.40	\$ 15,220.82	\$ 1,287.43	\$ 15,449.13	\$ 30,669.95
		12	Restrooms	\$ 115.38	\$ 1,384.58	\$ 117.11	\$ 1,405.35	\$ 2,789.93
		12	Floors	\$ 225.14	\$ 2,701.68	\$ 228.52	\$ 2,742.20	\$ 5,443.88
		4,920	Pressure Cleaning (SQ. FT.)	\$ 0.05	\$ 254.29	\$ 0.05	\$ 254.29	\$ 508.58
		1	Windows	\$ 324.73	\$ 324.73	\$ 329.60	\$ 329.60	\$ 654.32
		1	Air Quality	\$ 337.71	\$ 337.71	\$ 342.78	\$ 342.78	\$ 680.49
		12	Cleaning Supplies	\$ 56.21	\$ 674.55	\$ 57.06	\$ 684.67	\$ 1,359.22
		12	Paper Products	\$ 70.27	\$ 843.25	\$ 71.32	\$ 855.90	\$ 1,699.15
		4,920	Carpet Cleaning - Deep (SQ. FT.)	\$ 0.06	\$ 305.15	\$ 0.06	\$ 305.15	\$ 610.30
		4,920	Electrostatic Disinfection (SQ. FT.)	\$ 0.04	\$ 203.43	\$ 0.04	\$ 203.43	\$ 406.86
		Total				\$ 22,250.19		\$ 22,572.50
Total (1) - Summary, all sites				\$120,035.65		\$121,748.75	\$ 241,784.40	

Janitorial Services - Price Sheets - Small Facilities - Group 4 - Agreement 11 (SBE Reserve)						
		Per Hour	Annual	Per Hour	Annual	2 years
Additional Labor:						
Project Supervisor	50 hrs.	\$ 41.35	\$ 2,067.40	\$ 41.97	\$ 2,098.41	\$ 4,165.81
Site Supervisor	50 hrs.	\$ 31.01	\$ 1,550.55	\$ 31.48	\$ 1,573.81	\$ 3,124.36
Full Time Service Crew	50 hrs.	\$ 26.88	\$ 1,343.81	\$ 27.28	\$ 1,363.97	\$ 2,707.78
Part Time Service Crew	50 hrs.	\$ 26.88	\$ 1,343.81	\$ 27.28	\$ 1,363.97	\$ 2,707.78
Porter Day/Night	50 hrs.	\$ 26.88	\$ 1,343.81	\$ 27.28	\$ 1,363.97	\$ 2,707.78
Emergency Services Labor:						
Project Supervisor	50 hrs.	\$ 62.02	\$ 3,101.10	\$ 62.95	\$ 3,147.62	\$ 6,248.72
Site Supervisor	50 hrs.	\$ 46.52	\$ 2,325.83	\$ 47.21	\$ 2,360.71	\$ 4,686.54
Full Time Service Crew	50 hrs.	\$ 40.31	\$ 2,015.72	\$ 40.92	\$ 2,045.95	\$ 4,061.67
Part Time Service Crew	50 hrs.	\$ 40.31	\$ 2,015.72	\$ 40.92	\$ 2,045.95	\$ 4,061.67
Porter Day/Night	50 hrs.	\$ 40.31	\$ 2,015.72	\$ 40.92	\$ 2,045.95	\$ 4,061.67
"Pass thru" (Services/Materials)			\$ 1,000.00		\$ 1,000.00	\$ 2,000.00
Total (2)			\$20,123.45		\$20,410.30	\$ 40,533.75
Grand Total - Whole Group		Year 1		Year 2		
(Total 1 + Total 2)		\$140,159.10		\$142,159.05		\$ 282,318.15
NOTE: IT IS AGREED THAT THE MINIMUM WAGE TO BE PAID TO ALL EMPLOYEES, REGARDLESS OF THE NUMBER OF HOURS WORKED, WILL BE THE CURRENT BROWARD COUNTY LIVING WAGE.						
		YES	Agree to the above statement.			
		NO	Disagree to the above statement.			
NAME OF COMPANY:		<u>2 LBS SUPPORT SERVICES INC</u>				
AUTHORIZED PERSON NAME:		<u>WALTER COOPER</u>				
AUTHORIZED SIGNATURE:		<u>[Signature]</u>				
By signing this proposal sheet, your firm is agreeing to the terms and conditions of the invitation for proposal.						
All buildings listed in the group must be priced for this proposal sheet to be determined responsive.						
AUTHORIZED PERSON TITLE:		<u>PRESIDENT</u>			DATE: <u>5/25/21</u>	
THIS SHEET MUST BE SIGNED AND MUST NOT BE ALTERED OR REVISED. ANY REVISION TO THIS SHEET MAY RENDER THE PROPOSAL NON-RESPONSIVE.						

Janitorial Services - Price Sheets - BCJC West Building, Bridges 4 & 5 - Agreement 12 (CBE Reserve)									
ITEM NO.	FACILITY LOCATION	Annual Frequency	Annual Process	Year 1		Year 2		Two Year Total	
				Unit Price	Annual	Unit Price	Annual		
1	BCJC West Building Bridge 4 and Bridge 5 201 SE 6 Street Fort Lauderdale, Florida 33301	12	Basic Cleaning	\$ 132,419.70	\$1,588,036.35	\$ 134,405.99	\$1,612,871.89	\$	3,201,808.24
		12	Restrooms	\$ 11,899.44	\$142,793.24	\$ 12,077.93	\$144,935.14	\$	287,728.37
		12	Floors	\$ 23,862.68	\$286,352.13	\$ 24,220.62	\$290,647.42	\$	576,999.55
			Porter (325Hrs./Month)	\$ 26.42	\$103,054.36	\$ 26.62	\$104,600.16	\$	207,654.54
		34,050	Pressure Cleaning (SQ. FT.)	\$ 0.05	\$ 1,790.18	\$ 0.05	\$ 1,790.18	\$	3,580.36
		1	Windows	\$ 2,642.42	\$ 2,642.42	\$ 2,682.06	\$ 2,682.06	\$	5,324.48
		1	Air Quality	\$ 32,961.35	\$ 32,961.35	\$ 33,455.77	\$ 33,455.77	\$	66,417.12
		12	Cleaning Supplies	\$ 6,395.16	\$ 76,741.92	\$ 6,491.09	\$ 77,893.05	\$	154,634.97
		12	Paper Products	\$ 7,993.96	\$ 95,927.48	\$ 8,113.86	\$ 97,366.37	\$	193,293.84
		34,050	Carpet Cleaning - Deep (SQ. FT.)	\$ 0.06	\$ 2,148.21	\$ 0.06	\$ 2,148.21	\$	4,296.43
		34,050	Electrostatic Disinfection (SQ. FT.)	\$ 0.04	\$ 1,432.14	\$ 0.04	\$ 1,432.14	\$	2,864.29
			Total		\$2,334,879.77		\$2,369,822.40	\$	4,704,702.17
Total (1) - Summary, all sites					\$2,334,879.77		\$2,369,822.40	\$	4,704,702.17
				Per Hour	Annual	Per Hour	Annual	2 years	
Additional Labor:									
Project Supervisor 50 hrs.				\$ 42.06	\$ 2,103.00	\$ 42.69	\$ 2,134.55	\$	4,237.55
Site Supervisor 50 hrs.				\$ 31.55	\$ 1,577.25	\$ 32.02	\$ 1,600.91	\$	3,178.16
Full Time Service Crew 50 hrs.				\$ 27.34	\$ 1,366.95	\$ 27.75	\$ 1,387.45	\$	2,754.40
Part Time Service Crew 50 hrs.				\$ 27.34	\$ 1,366.95	\$ 27.75	\$ 1,387.45	\$	2,754.40
Porter Day/Night 50 hrs.				\$ 27.34	\$ 1,366.95	\$ 27.75	\$ 1,387.45	\$	2,754.40
Emergency Services Labor:									
Project Supervisor 50 hrs.				\$ 63.09	\$ 3,154.50	\$ 64.04	\$ 3,201.82	\$	6,356.32
Site Supervisor 50 hrs.				\$ 47.32	\$ 2,365.86	\$ 48.03	\$ 2,401.36	\$	4,767.24
Full Time Service Crew 50 hrs.				\$ 41.01	\$ 2,050.43	\$ 41.62	\$ 2,081.18	\$	4,131.61
Part Time Service Crew 50 hrs.				\$ 41.01	\$ 2,050.43	\$ 41.62	\$ 2,081.18	\$	4,131.61
Porter Day/Night 50 hrs.				\$ 41.01	\$ 2,050.43	\$ 41.62	\$ 2,081.18	\$	4,131.61
"Pass thru" (Services/Materials)				\$ 1,000.00	\$ 1,000.00	\$ 1,000.00	\$ 1,000.00	\$	2,000.00
Total (2)					\$20,452.75		\$20,744.54	\$	41,197.29
Grand Total - Whole Group (Total 1 + Total 2)					\$2,355,332.52		\$2,390,566.95	\$	4,745,899.46
NOTE: IT IS AGREED THAT THE MINIMUM WAGE TO BE PAID TO ALL EMPLOYEES, REGARDLESS OF THE NUMBER OF HOURS WORKED, WILL BE THE CURRENT BROWARD COUNTY LIVING WAGE.									
				YES	Agree to the above statement.				
				NO	Disagree to the above statement.				
NAME OF COMPANY:				2 LBS SUPPORT SERVICES INC.					
AUTHORIZED PERSON NAME:				WALTER COOPER					
AUTHORIZED SIGNATURE:				[Signature]					
By signing this proposal sheet, your firm is agreeing to the terms and conditions of the invitation for proposal. All buildings listed in the group must be priced for this proposal sheet to be determined responsive.									
AUTHORIZED PERSON TITLE:				PRESIDENT			DATE: 5/25/21		
THIS SHEET MUST BE SIGNED AND MUST NOT BE ALTERED OR REVISED. ANY REVISION TO THIS SHEET MAY RENDER THE PROPOSAL NON-RESPONSIVE.									

Janitorial Services - Price Sheets - Port Everglades - Agreement 13 (CBE Reserve)								
ITEM NO.	FACILITY LOCATION	Annual Frequency	Annual Process	Year 1		Year 2		Two Year Total
				Unit Price	Annual	Unit Price	Annual	
1	1801 SE 20th Street Ft. Lauderdale	12	Restrooms Porter (120Hrs./Month)	\$ 460.94	\$ 5,531.23	\$ 467.85	\$ 5,614.19	\$ 11,145.42
		Hourly		\$ 26.42	\$ 38,050.84	\$ 26.82	\$ 38,621.60	\$ 76,672.44
		12	Cleaning Supplies	\$ 16.47	\$ 197.60	\$ 16.71	\$ 200.56	\$ 398.16
		12	Paper Products	\$ 23.53	\$ 282.39	\$ 23.89	\$ 286.63	\$ 569.02
		395	Carpet Cleaning - Deep (SQ. FT.)	\$ 0.06	\$ 24.92	\$ 0.06	\$ 24.92	\$ 49.84
			Electrostatic Disinfection (SQ. FT.)					
		395		\$ 0.04	\$ 16.61	\$ 0.04	\$ 16.61	\$ 33.23
		Total			\$ 44,103.59		\$ 44,764.52	\$ 88,868.11
2	1800 SE 18th Street Ft. Lauderdale	12	Restrooms Porter (90Hrs./Month)	\$ 345.70	\$ 4,148.42	\$ 350.89	\$ 4,210.65	\$ 8,359.07
		Hourly		\$ 26.42	\$ 28,538.13	\$ 26.82	\$ 28,966.20	\$ 57,504.33
		12	Cleaning Supplies	\$ 31.10	\$ 373.24	\$ 31.57	\$ 378.84	\$ 752.08
		12	Paper Products	\$ 44.44	\$ 533.24	\$ 45.10	\$ 541.24	\$ 1,074.47
		746	Carpet Cleaning - Deep (SQ. FT.)	\$ 0.06	\$ 47.07	\$ 0.06	\$ 47.07	\$ 94.13
			Electrostatic Disinfection (SQ. FT.)					
		746		\$ 0.04	\$ 31.38	\$ 0.04	\$ 31.38	\$ 62.75
		Total			\$ 33,671.47		\$ 34,175.36	\$ 67,846.83
3	1800 SE 18th Street Garage Ft. Lauderdale	12	Restrooms Porter (30Hrs./Month)	\$ 99.81	\$ 1,197.70	\$ 101.31	\$ 1,215.67	\$ 2,413.37
		Hourly		\$ 26.42	\$ 9,512.71	\$ 26.82	\$ 9,655.40	\$ 19,168.11
		12	Cleaning Supplies	\$ 10.52	\$ 126.18	\$ 10.67	\$ 128.07	\$ 254.25
		12	Paper Products	\$ 15.77	\$ 189.27	\$ 16.01	\$ 192.11	\$ 381.38
		357	Carpet Cleaning - Deep (SQ. FT.)	\$ 0.06	\$ 22.52	\$ 0.06	\$ 22.52	\$ 45.05
			Electrostatic Disinfection (SQ. FT.)					
		357		\$ 0.04	\$ 15.02	\$ 0.04	\$ 15.02	\$ 30.03
		Total			\$ 11,063.40		\$ 11,228.79	\$ 22,292.19
4	Check point 3 (Restroom Only)	12	Restrooms Porter (30Hrs./Month)	\$ 115.23	\$ 1,382.81	\$ 116.96	\$ 1,403.55	\$ 2,786.36
		Hourly		\$ 26.42	\$ 9,512.71	\$ 26.82	\$ 9,655.40	\$ 19,168.11
		12	Cleaning Supplies	\$ 1.71	\$ 20.57	\$ 1.74	\$ 20.88	\$ 41.44
		12	Paper Products	\$ 2.44	\$ 29.27	\$ 2.48	\$ 29.71	\$ 58.99
		41	Carpet Cleaning - Deep (SQ. FT.)	\$ 0.06	\$ 2.59	\$ 0.06	\$ 2.59	\$ 5.17
			Electrostatic Disinfection (SQ. FT.)					
		41		\$ 0.04	\$ 1.72	\$ 0.04	\$ 1.72	\$ 3.45
		Total			\$ 10,949.67		\$ 11,113.85	\$ 22,063.52
5	Check point 3 - Booth	12	Restrooms Porter (30Hrs./Month)	\$ 99.81	\$ 1,197.70	\$ 101.31	\$ 1,215.67	\$ 2,413.37
		Hourly		\$ 26.42	\$ 9,512.71	\$ 26.82	\$ 9,655.40	\$ 19,168.11
		12	Cleaning Supplies	\$ 0.10	\$ 1.20	\$ 0.10	\$ 1.22	\$ 2.42
		12	Paper Products	\$ 1.43	\$ 17.16	\$ 1.45	\$ 17.42	\$ 34.58
		24	Carpet Cleaning - Deep (SQ. FT.)	\$ 0.06	\$ 1.51	\$ 0.06	\$ 1.51	\$ 3.03
			Electrostatic Disinfection (SQ. FT.)					
		24		\$ 0.04	\$ 1.01	\$ 0.04	\$ 1.01	\$ 2.02
		Total			\$ 10,731.29		\$ 10,892.23	\$ 21,623.52

Janitorial Services - Price Sheets - Port Everglades - Agreement 13 (CBE Reserve)									
6	Check point 2 (Restroom Only)	12	Restrooms	\$ 115.23	\$ 1,382.81	\$ 116.96	\$ 1,403.55	\$	2,786.36
		Hourly	Porter (30Hrs./Month)	\$ 26.42	\$ 9,512.71	\$ 26.82	\$ 9,655.40	\$	19,168.11
		12	Cleaning Supplies	\$ 1.71	\$ 20.57	\$ 1.74	\$ 20.88	\$	41.44
		12	Paper Products	\$ 2.44	\$ 29.27	\$ 2.48	\$ 29.71	\$	58.99
		41	Carpet Cleaning - Deep (SQ. FT.)	\$ 0.06	\$ 2.59	\$ 0.06	\$ 2.59	\$	5.17
		41	Disinfection (SQ. FT.)	\$ 0.04	\$ 1.72	\$ 0.04	\$ 1.72	\$	3.45
		Total		\$	10,949.67	\$	11,113.85	\$	22,063.52
7	Check point 2 - Booth	12	Restrooms	\$ 99.81	\$ 1,197.70	\$ 101.31	\$ 1,215.67	\$	2,413.37
		Hourly	Porter (30Hrs./Month)	\$ 26.42	\$ 9,512.71	\$ 26.82	\$ 9,655.40	\$	19,168.11
		12	Cleaning Supplies	\$ 0.10	\$ 1.20	\$ 0.10	\$ 1.22	\$	2.42
		12	Paper Products	\$ 1.43	\$ 17.16	\$ 1.45	\$ 17.42	\$	34.58
		24	Carpet Cleaning - Deep (SQ. FT.)	\$ 0.06	\$ 1.51	\$ 0.06	\$ 1.51	\$	3.03
		24	Electrostatic Disinfection (SQ. FT.)	\$ 0.04	\$ 1.01	\$ 0.04	\$ 1.01	\$	2.02
		Total		\$	10,731.29	\$	10,892.23	\$	21,623.52
ITEM NO.	FACILITY LOCATION	Annual Frequency	Annual Process	Unit Price		Unit Price		Two Year Total	
				Price	Annual	Price	Annual	Total	
8	1900 SE 23rd Street, Fort Lauderdale	12	Restrooms	\$ 115.23	\$ 1,382.81	\$ 116.96	\$ 1,403.55	\$	2,786.36
		Hourly	Porter (30Hrs./Month)	\$ 26.42	\$ 9,512.71	\$ 26.82	\$ 9,655.40	\$	19,168.11
		12	Cleaning Supplies	\$ 40.74	\$ 488.82	\$ 41.35	\$ 496.15	\$	984.97
		12	Paper Products	\$ 7.38	\$ 88.58	\$ 7.49	\$ 89.91	\$	178.49
		124	Carpet Cleaning - Deep (SQ. FT.)	\$ 0.06	\$ 7.82	\$ 0.06	\$ 7.82	\$	15.65
		124	Electrostatic Disinfection (SQ. FT.)	\$ 0.04	\$ 5.22	\$ 0.04	\$ 5.22	\$	10.43
		Total		\$	11,485.96	\$	11,658.05	\$	23,144.00
9	Berth 8 (Restroom Only)	12	Restrooms	\$ 115.27	\$ 1,383.19	\$ 116.99	\$ 1,403.93	\$	2,787.12
		Hourly	Porter (30Hrs./Month)	\$ 26.42	\$ 9,512.71	\$ 26.82	\$ 9,655.40	\$	19,168.11
		12	Cleaning Supplies	\$ 7.17	\$ 86.05	\$ 7.28	\$ 87.35	\$	173.40
		12	Paper Products	\$ 10.24	\$ 122.90	\$ 10.40	\$ 124.74	\$	247.64
		172	Carpet Cleaning - Deep (SQ. FT.)	\$ 0.06	\$ 10.85	\$ 0.06	\$ 10.85	\$	21.70
		172	Electrostatic Disinfection (SQ. FT.)	\$ 0.04	\$ 7.23	\$ 0.04	\$ 7.23	\$	14.47
		Total		\$	11,122.94	\$	11,289.51	\$	22,412.44
10	Berth 13 (Restroom Only)	12	Restrooms	\$ 115.23	\$ 1,382.81	\$ 116.96	\$ 1,403.55	\$	2,786.36
		Hourly	Porter (30Hrs./Month)	\$ 26.42	\$ 9,512.71	\$ 26.82	\$ 9,655.40	\$	19,168.11
		12	Cleaning Supplies	\$ 4.17	\$ 50.09	\$ 4.24	\$ 50.84	\$	100.94
		12	Paper Products	\$ 5.96	\$ 71.54	\$ 6.05	\$ 72.62	\$	144.16
		100	Carpet Cleaning - Deep (SQ. FT.)	\$ 0.06	\$ 6.31	\$ 0.06	\$ 6.31	\$	12.62
		100	Electrostatic Disinfection (SQ. FT.)	\$ 0.04	\$ 4.21	\$ 0.04	\$ 4.21	\$	8.41
		Total		\$	11,027.67	\$	11,192.93	\$	22,220.60

Janitorial Services - Price Sheets - Port Everglades - Agreement 13 (CBE Reserve)

11	Gate 13 (Restroom Only)	12	Restrooms	\$ 115.23	\$ 1,382.81	\$ 116.96	\$ 1,403.55	\$ 2,786.36
		Hourly	Porter (30Hrs./Month)	\$ 26.42	\$ 9,512.71	\$ 26.82	\$ 9,655.40	\$ 19,168.11
		12	Cleaning Supplies	\$ 1.71	\$ 20.57	\$ 1.74	\$ 20.88	\$ 41.44
		12	Paper Products	\$ 2.44	\$ 29.27	\$ 2.48	\$ 29.71	\$ 58.99
		41	Carpet Cleaning - Deep (SQ. FT.)	\$ 0.06	\$ 2.59	\$ 0.06	\$ 2.59	\$ 5.17
		41	Electrostatic Disinfection (SQ. FT.)	\$ 0.04	\$ 1.72	\$ 0.04	\$ 1.72	\$ 3.45
		Total			\$ 10,949.67		\$ 11,113.85	\$ 22,063.52
12	Gate 13 - Booth	12	Restrooms	\$ 499.04	\$ 5,988.50	\$ 506.53	\$ 6,078.33	\$ 12,066.83
		Hourly	Porter (30Hrs./Month)	\$ 26.42	\$ 9,512.71	\$ 26.82	\$ 9,655.40	\$ 19,168.11
		12	Cleaning Supplies	\$ 1.05	\$ 12.62	\$ 1.07	\$ 12.81	\$ 25.43
		12	Paper Products	\$ 1.43	\$ 17.16	\$ 1.45	\$ 17.42	\$ 34.58
		24	Carpet Cleaning - Deep (SQ. FT.)	\$ 0.06	\$ 1.51	\$ 0.06	\$ 1.51	\$ 3.03
		24	Electrostatic Disinfection (SQ. FT.)	\$ 0.04	\$ 1.01	\$ 0.04	\$ 1.01	\$ 2.02
		Total			\$ 15,533.52		\$ 15,766.48	\$ 31,300.00
13	1900 SE 32nd Street, Fort Lauderdale	12	Restrooms	\$ 476.37	\$ 5,716.46	\$ 483.52	\$ 5,802.21	\$ 11,518.66
		Hourly	Porter (150Hrs./Month)	\$ 26.42	\$ 47,563.55	\$ 26.82	\$ 48,277.00	\$ 95,640.56
		12	Cleaning Supplies	\$ 40.74	\$ 488.82	\$ 41.35	\$ 496.15	\$ 984.97
		12	Paper Products	\$ 58.20	\$ 698.41	\$ 59.07	\$ 708.88	\$ 1,407.29
		977	Carpet Cleaning - Deep (SQ. FT.)	\$ 0.06	\$ 61.64	\$ 0.06	\$ 61.64	\$ 123.28
		977	Disinfection (SQ. FT.)	\$ 0.04	\$ 41.09	\$ 0.04	\$ 41.09	\$ 82.19
		Total			\$ 54,569.97		\$ 55,386.98	\$ 109,956.95
14	2019 Eller Drive, Fort Lauderdale	12	Restrooms	\$ 161.51	\$ 1,938.12	\$ 163.93	\$ 1,967.20	\$ 3,905.32
		Hourly	Porter (120Hrs./Month)	\$ 26.42	\$ 38,050.84	\$ 26.82	\$ 38,621.60	\$ 76,672.44
		12	Cleaning Supplies	\$ 56.79	\$ 681.50	\$ 57.64	\$ 691.72	\$ 1,373.22
		12	Paper Products	\$ 81.13	\$ 973.60	\$ 82.35	\$ 988.21	\$ 1,961.81
		1362	Carpet Cleaning - Deep (SQ. FT.)	\$ 0.06	\$ 85.93	\$ 0.06	\$ 85.93	\$ 171.86
		1362	Electrostatic Disinfection (SQ. FT.)	\$ 0.04	\$ 57.29	\$ 0.04	\$ 57.29	\$ 114.57
		Total			\$ 41,787.28		\$ 42,411.94	\$ 84,199.23
15	2021 Eller Drive, Fort Lauderdale	12	Restrooms	\$ 115.23	\$ 1,382.81	\$ 116.96	\$ 1,403.55	\$ 2,786.36
		Hourly	Porter (30Hrs./Month)	\$ 26.42	\$ 9,512.71	\$ 26.82	\$ 9,655.40	\$ 19,168.11
		12	Cleaning Supplies	\$ 18.05	\$ 216.65	\$ 18.33	\$ 219.90	\$ 436.55
		12	Paper Products	\$ 25.79	\$ 309.52	\$ 26.18	\$ 314.16	\$ 623.68
		433	Carpet Cleaning - Deep (SQ. FT.)	\$ 0.06	\$ 27.32	\$ 0.06	\$ 27.32	\$ 54.64
		433	Electrostatic Disinfection (SQ. FT.)	\$ 0.04	\$ 18.21	\$ 0.04	\$ 18.21	\$ 36.42
		Total			\$ 11,467.22		\$ 11,638.54	\$ 23,105.76

ITEM NO.	FACILITY LOCATION	Annual Frequency	Annual Process	Unit Price	Annual	Unit Price	Annual	Two Year Total
14	2019 Eller Drive, Fort Lauderdale	12	Restrooms	\$ 161.51	\$ 1,938.12	\$ 163.93	\$ 1,967.20	\$ 3,905.32
		Hourly	Porter (120Hrs./Month)	\$ 26.42	\$ 38,050.84	\$ 26.82	\$ 38,621.60	\$ 76,672.44
		12	Cleaning Supplies	\$ 56.79	\$ 681.50	\$ 57.64	\$ 691.72	\$ 1,373.22
		12	Paper Products	\$ 81.13	\$ 973.60	\$ 82.35	\$ 988.21	\$ 1,961.81
		1362	Carpet Cleaning - Deep (SQ. FT.)	\$ 0.06	\$ 85.93	\$ 0.06	\$ 85.93	\$ 171.86
		1362	Electrostatic Disinfection (SQ. FT.)	\$ 0.04	\$ 57.29	\$ 0.04	\$ 57.29	\$ 114.57
		Total			\$ 41,787.28		\$ 42,411.94	\$ 84,199.23
15	2021 Eller Drive, Fort Lauderdale	12	Restrooms	\$ 115.23	\$ 1,382.81	\$ 116.96	\$ 1,403.55	\$ 2,786.36
		Hourly	Porter (30Hrs./Month)	\$ 26.42	\$ 9,512.71	\$ 26.82	\$ 9,655.40	\$ 19,168.11
		12	Cleaning Supplies	\$ 18.05	\$ 216.65	\$ 18.33	\$ 219.90	\$ 436.55
		12	Paper Products	\$ 25.79	\$ 309.52	\$ 26.18	\$ 314.16	\$ 623.68
		433	Carpet Cleaning - Deep (SQ. FT.)	\$ 0.06	\$ 27.32	\$ 0.06	\$ 27.32	\$ 54.64
		433	Electrostatic Disinfection (SQ. FT.)	\$ 0.04	\$ 18.21	\$ 0.04	\$ 18.21	\$ 36.42
		Total			\$ 11,467.22		\$ 11,638.54	\$ 23,105.76

Janitorial Services - Price Sheets - Port Everglades - Agreement 13 (CBE Reserve)

16	2025 Eller Drive, Fort Lauderdale	12	Restrooms Porter (30Hrs./Month)	\$ 115.23	\$ 1,382.81	\$ 116.96	\$ 1,403.55	\$ 2,786.36
		Hourly		\$ 26.42	\$ 9,512.71	\$ 26.82	\$ 9,655.40	\$ 19,168.11
		12	Cleaning Supplies	\$ 2.75	\$ 33.06	\$ 2.80	\$ 33.56	\$ 66.61
		12	Paper Products	\$ 3.93	\$ 47.19	\$ 3.99	\$ 47.90	\$ 95.09
		66	Carpet Cleaning - Deep (SQ. FT.)	\$ 0.06	\$ 4.16	\$ 0.06	\$ 4.16	\$ 8.33
			Electrostatic Disinfection (SQ. FT.)					
		66		\$ 0.04	\$ 2.78	\$ 0.04	\$ 2.78	\$ 5.55
		Total			\$ 10,982.71		\$ 11,147.34	\$ 22,130.05
17	2026A Eller Drive, Fort Lauderdale	12	Restrooms Porter (90Hrs./Month)	\$ 345.70	\$ 4,148.42	\$ 350.89	\$ 4,210.65	\$ 8,359.07
		Hourly		\$ 26.42	\$ 28,538.13	\$ 26.82	\$ 28,966.20	\$ 57,504.33
		12	Cleaning Supplies	\$ 14.97	\$ 179.68	\$ 15.20	\$ 182.38	\$ 362.06
		12	Paper Products	\$ 21.39	\$ 256.65	\$ 21.71	\$ 260.50	\$ 517.15
		359	Carpet Cleaning - Deep (SQ. FT.)	\$ 0.06	\$ 22.65	\$ 0.06	\$ 22.65	\$ 45.30
			Electrostatic Disinfection (SQ. FT.)					
		359		\$ 0.04	\$ 15.10	\$ 0.04	\$ 15.10	\$ 30.20
		Total			\$ 33,160.63		\$ 33,657.47	\$ 66,818.10
ITEM NO.	FACILITY LOCATION	Annual Frequency	Annual Process	Unit Price	Annual	Unit Price	Annual	Two Year Total
18	2026 Eller Drive, Fort Lauderdale	12	Restrooms Porter (90Hrs./Month)	\$ 345.70	\$ 4,148.42	\$ 350.89	\$ 4,210.65	\$ 8,359.07
		Hourly		\$ 26.42	\$ 28,538.13	\$ 26.82	\$ 28,966.20	\$ 57,504.33
		12	Cleaning Supplies	\$ 27.77	\$ 333.24	\$ 28.19	\$ 338.24	\$ 671.48
		12	Paper Products	\$ 39.67	\$ 476.06	\$ 40.27	\$ 483.22	\$ 959.30
		666	Carpet Cleaning - Deep (SQ. FT.)	\$ 0.06	\$ 42.02	\$ 0.06	\$ 42.02	\$ 84.04
			Electrostatic Disinfection (SQ. FT.)					
		666		\$ 0.04	\$ 28.01	\$ 0.04	\$ 28.01	\$ 56.02
		Total			\$ 33,565.90		\$ 34,068.34	\$ 67,634.24
19	2200 SE 35th Street, Fort Lauderdale	12	Restrooms Porter (60Hrs./Month)	\$ 230.47	\$ 2,765.61	\$ 233.92	\$ 2,807.10	\$ 5,572.71
		Hourly		\$ 26.42	\$ 19,025.42	\$ 26.82	\$ 19,310.80	\$ 38,336.22
		12	Cleaning Supplies	\$ 15.02	\$ 180.19	\$ 15.24	\$ 182.89	\$ 363.07
		12	Paper Products	\$ 21.44	\$ 257.28	\$ 21.76	\$ 261.14	\$ 518.42
		360	Carpet Cleaning - Deep (SQ. FT.)	\$ 0.06	\$ 22.71	\$ 0.06	\$ 22.71	\$ 45.42
			Electrostatic Disinfection (SQ. FT.)					
		360		\$ 0.04	\$ 15.14	\$ 0.04	\$ 15.14	\$ 30.28
		Total			\$ 22,266.35		\$ 22,599.78	\$ 44,866.13
20	Check point 1 (Restroom Only)	12	Restrooms Porter (30Hrs./Month)	\$ 115.23	\$ 1,382.81	\$ 116.96	\$ 1,403.55	\$ 2,786.36
		Hourly		\$ 26.42	\$ 9,512.71	\$ 26.82	\$ 9,655.40	\$ 19,168.11
		12	Cleaning Supplies	\$ 1.71	\$ 20.57	\$ 1.74	\$ 20.88	\$ 41.44
		12	Paper Products	\$ 2.44	\$ 29.27	\$ 2.48	\$ 29.71	\$ 58.99
		41	Carpet Cleaning - Deep (SQ. FT.)	\$ 0.06	\$ 2.59	\$ 0.06	\$ 2.59	\$ 5.17
			Electrostatic Disinfection (SQ. FT.)					
		41		\$ 0.04	\$ 1.72	\$ 0.04	\$ 1.72	\$ 3.45
		Total			\$ 10,949.67		\$ 11,113.85	\$ 22,063.52

Janitorial Services - Price Sheets - Port Everglades - Agreement 13 (CBE Reserve)

21	Check point 1 - Booth	12	Restrooms	\$ 99.81	\$ 1,197.70	\$ 101.31	\$ 1,215.67	\$ 2,413.37
		Hourly	Porter (30Hrs./Month)	\$ 26.42	\$ 9,512.71	\$ 26.82	\$ 9,655.40	\$ 19,168.11
		12	Cleaning Supplies	\$ 1.05	\$ 12.62	\$ 1.07	\$ 12.81	\$ 25.43
		12	Paper Products	\$ 1.43	\$ 17.16	\$ 1.45	\$ 17.42	\$ 34.58
		24	Carpet Cleaning - Deep (SQ. FT.)	\$ 0.06	\$ 1.51	\$ 0.06	\$ 1.51	\$ 3.03
		24	Electrostatic Disinfection (SQ. FT.)	\$ 0.04	\$ 1.01	\$ 0.04	\$ 1.01	\$ 2.02
		Total		\$ 10,742.71		\$ 10,903.82		\$ 21,646.53

22	Check point 4 (Restroom Only)	12	Restrooms	\$ 115.23	\$ 1,382.81	\$ 116.96	\$ 1,403.55	\$ 2,786.36
		Hourly	Porter (30Hrs./Month)	\$ 26.42	\$ 9,512.71	\$ 26.82	\$ 9,655.40	\$ 19,168.11
		12	Cleaning Supplies	\$ 1.71	\$ 20.57	\$ 1.74	\$ 20.88	\$ 41.44
		12	Paper Products	\$ 2.44	\$ 29.27	\$ 2.48	\$ 29.71	\$ 58.99
		41	Carpet Cleaning - Deep (SQ. FT.)	\$ 0.06	\$ 2.59	\$ 0.06	\$ 2.59	\$ 5.17
		41	Electrostatic Disinfection (SQ. FT.)	\$ 0.04	\$ 1.72	\$ 0.04	\$ 1.72	\$ 3.45
		Total		\$ 10,949.67		\$ 11,113.85		\$ 22,063.52

23	Check point 4 - Booth	12	Restrooms	\$ 99.81	\$ 1,197.70	\$ 101.31	\$ 1,215.67	\$ 2,413.37
		Hourly	Porter (30Hrs./Month)	\$ 26.42	\$ 9,512.71	\$ 26.82	\$ 9,655.40	\$ 19,168.11
		12	Cleaning Supplies	\$ 1.05	\$ 12.62	\$ 1.07	\$ 12.81	\$ 25.43
		12	Paper Products	\$ 1.43	\$ 17.16	\$ 1.45	\$ 17.42	\$ 34.58
		24	Carpet Cleaning - Deep (SQ. FT.)	\$ 0.06	\$ 1.51	\$ 0.06	\$ 1.51	\$ 3.03
		24	Electrostatic Disinfection (SQ. FT.)	\$ 0.04	\$ 1.01	\$ 0.04	\$ 1.01	\$ 2.02
		Total		\$ 10,742.71		\$ 10,903.82		\$ 21,646.53

24	Crane- 2050 SE 42nd ST, Ft. Laud	12	Restrooms	\$ 460.94	\$ 5,531.23	\$ 467.85	\$ 5,614.19	\$ 11,145.42
		Hourly	Porter (120Hrs./Month)	\$ 26.42	\$ 38,050.84	\$ 26.82	\$ 38,621.60	\$ 76,672.44
		12	Cleaning Supplies	\$ 21.68	\$ 260.16	\$ 22.01	\$ 264.09	\$ 524.27
		12	Paper Products	\$ 30.98	\$ 371.73	\$ 31.44	\$ 377.30	\$ 749.03
		520	Carpet Cleaning - Deep (SQ. FT.)	\$ 0.06	\$ 32.81	\$ 0.06	\$ 32.81	\$ 65.61
		520	Electrostatic Disinfection (SQ. FT.)	\$ 0.04	\$ 21.87	\$ 0.04	\$ 21.87	\$ 43.74
		Total		\$ 44,268.65		\$ 44,931.86		\$ 89,200.52

25	Sally Port (Booth)	12	Restrooms	\$ 99.81	\$ 1,197.70	\$ 101.31	\$ 1,215.67	\$ 2,413.37
		Hourly	Porter (30Hrs./Month)	\$ 26.42	\$ 9,512.71	\$ 26.82	\$ 9,655.40	\$ 19,168.11
		12	Cleaning Supplies	\$ 1.05	\$ 12.62	\$ 1.07	\$ 12.81	\$ 25.43
		12	Paper Products	\$ 1.43	\$ 17.16	\$ 1.45	\$ 17.42	\$ 34.58
		24	Carpet Cleaning - Deep (SQ. FT.)	\$ 0.06	\$ 1.51	\$ 0.06	\$ 1.51	\$ 3.03
		24	Electrostatic Disinfection (SQ. FT.)	\$ 0.04	\$ 1.01	\$ 0.04	\$ 1.01	\$ 2.02
		Total		\$ 10,742.71		\$ 10,903.82		\$ 21,646.53

Janitorial Services - Price Sheets - Port Everglades - Agreement 13 (CBE Reserve)

26	Gate 32 (Booth)	12	Restrooms	\$ 99.81	\$ 1,197.70	\$ 101.31	\$ 1,215.67	\$ 2,413.37
		Hourly	Porter (30Hrs./Month)	\$ 26.42	\$ 9,512.71	\$ 26.82	\$ 9,665.40	\$ 19,168.11
		12	Cleaning Supplies	\$ 1.05	\$ 12.62	\$ 1.07	\$ 12.81	\$ 25.43
		12	Paper Products	\$ 1.43	\$ 17.16	\$ 1.45	\$ 17.42	\$ 34.58
		24	Carpet Cleaning - Deep (SQ. FT.)	\$ 0.06	\$ 1.51	\$ 0.06	\$ 1.51	\$ 3.03
		24	Electrostatic Disinfection (SQ. FT.)	\$ 0.04	\$ 1.01	\$ 0.04	\$ 1.01	\$ 2.02
		Total		\$ 10,742.71		\$ 10,903.82		\$ 21,646.53

Total (1) - Summary, all sites \$509,259.03 \$516,886.86 \$ 1,026,145.89

FACILITY LOCATION	Annual Frequency	Annual Process					Two Year Total
			Unit		Unit		
			Price	Annual	Price	Annual	
			Per Hour	Annual	Per Hour	Annual	
Additional Labor:							2 years
Project Supervisor		50 hrs.	\$ 42.06	\$ 2,103.00	\$ 42.69	\$ 2,134.55	\$ 4,237.55
Site Supervisor		50 hrs.	\$ 31.55	\$ 1,577.25	\$ 32.02	\$ 1,600.91	\$ 3,178.16
Full Time Service Crew		50 hrs.	\$ 27.34	\$ 1,366.95	\$ 27.75	\$ 1,387.45	\$ 2,754.40
Part Time Service Crew		50 hrs.	\$ 27.34	\$ 1,366.95	\$ 27.75	\$ 1,387.45	\$ 2,754.40
Porter Day/Night		50 hrs.	\$ 27.34	\$ 1,366.95	\$ 27.75	\$ 1,387.45	\$ 2,754.40
Emergency Services Labor:							
Project Supervisor		50 hrs.	\$ 63.09	\$ 3,154.50	\$ 64.04	\$ 3,201.82	\$ 6,356.32
Site Supervisor		50 hrs.	\$ 47.32	\$ 2,365.88	\$ 48.03	\$ 2,401.36	\$ 4,767.24
Full Time Service Crew		50 hrs.	\$ 41.01	\$ 2,050.43	\$ 41.62	\$ 2,081.18	\$ 4,131.61
Part Time Service Crew		50 hrs.	\$ 41.01	\$ 2,050.43	\$ 41.62	\$ 2,081.18	\$ 4,131.61
Porter Day/Night		50 hrs.	\$ 41.01	\$ 2,050.43	\$ 41.62	\$ 2,081.18	\$ 4,131.61
"Pass thru" (Services/Materials)				\$ 1,000.00		\$ 1,000.00	\$ 2,000.00
Total (2)				\$20,452.75		\$20,744.54	\$ 41,197.29

Grand Total - Whole Group (Total 1 + Total 2) \$529,711.78 \$537,631.40 \$ 1,067,343.18

NOTE: IT IS AGREED THAT THE MINIMUM WAGE TO BE PAID TO ALL EMPLOYEES, REGARDLESS OF THE NUMBER OF HOURS WORKED, WILL BE THE CURRENT BROWARD COUNTY LIVING WAGE.

YES	Agree to the above statement.
NO	Disagree to the above statement.

NAME OF COMPANY: LEE SUPPORT SERVICES INC

AUTHORIZED PERSON NAME: WALTER COOPER

AUTHORIZED SIGNATURE: [Signature]

By signing this proposal sheet, your firm is agreeing to the terms and conditions of the invitation for proposal.

All buildings listed in the group must be priced for this proposal sheet to be determined responsive.

AUTHORIZED PERSON TITLE: PRESIDENT DATE: 5/25/21

THIS SHEET MUST BE SIGNED AND MUST NOT BE ALTERED OR REVISED.
ANY REVISION TO THIS SHEET MAY RENDER THE PROPOSAL NON-RESPONSIVE.

Janitorial Services - Price Sheets - 911 Call Centers - Agreement 14 (CBE Reserve)

ITEM NO.	FACILITY LOCATION	Annual Frequency	Annual Process	Unit		Unit		Two Year	
				Price	Annual	Price	Annual	Total	
1	North Regional Dispatch Center	12	Basic Cleaning		\$ -		\$ -	\$	-
	4900 Copans Rd, 2nd Fl	12	Restrooms		\$ -		\$ -	\$	-
	Coconut Creek 33066	12	Floors		\$ -		\$ -	\$	-
		Hourly	Porter (325Hrs./Month)	\$ 26.42	\$103,054.36	\$ 26.82	\$104,600.18	\$	207,654.54
		3,752	Pressure Cleaning (SQ.-FT.)		\$ -		\$ -	\$	-
		4	Windows-		\$ -		\$ -	\$	-
		3	Air Quality	\$6,547.97	\$19,643.92	\$ 6,646.19	\$19,938.58	\$	39,582.51
		12	Cleaning Supplies	\$ 105.15	\$1,261.80	\$ 106.73	\$1,280.73	\$	2,542.53
		12	Paper Products	\$ 157.73	\$1,892.70	\$ 160.09	\$1,921.09	\$	3,813.79
			Carpet Cleaning - Deep (SQ. FT.)	\$ 0.06	\$236.71	\$ 0.06	\$236.71	\$	473.43
		3,752	Electrostatic Disinfection (SQ. FT.)	\$ 0.04	\$157.81	\$ 0.04	\$ 157.81	\$	315.62
		3,752	FT.)						
		Total			\$126,247.31		\$128,135.10	\$	254,382.40
2	South Regional Dispatch Center	12	Basic Cleaning		\$ -		\$ -	\$	-
	6057 SW 198 Terrace	12	Restrooms		\$ -		\$ -	\$	-
	Pembroke Pines 33332	12	Floors		\$ -		\$ -	\$	-
		Hourly	Porter (325Hrs./Month)	\$ 26.42	\$103,054.36	\$ 26.82	\$104,600.18	\$	207,654.54
		2,323	Pressure Cleaning (SQ.-FT.)		\$ -		\$ -	\$	-
		4	Windows-		\$ -		\$ -	\$	-
		3	Air Quality	\$6,547.97	\$19,643.92	\$ 6,646.19	\$19,938.58	\$	39,582.51
		12	Cleaning Supplies	\$ 105.15	\$1,261.80	\$ 106.73	\$1,280.73	\$	2,542.53
		12	Paper Products	\$ 157.73	\$1,892.70	\$ 160.09	\$1,921.09	\$	3,813.79
			Carpet Cleaning - Deep (SQ. FT.)	\$ 0.06	\$146.56	\$ 0.06	\$ 146.56	\$	293.12
		2,323	Electrostatic Disinfection (SQ. FT.)	\$ 0.04	\$97.71	\$ 0.04	\$ 97.71	\$	195.41
		2,323	FT.)						
		Total			\$126,097.05		\$127,984.84	\$	254,081.89
3	Central Regional Dispatch Center	12	Basic Cleaning		\$ -		\$ -	\$	-
	10440 W Oakland Park Bld	12	Restrooms		\$ -		\$ -	\$	-
	Sunrise 33361	12	Floors		\$ -		\$ -	\$	-
	Hourly	Porter (325Hrs./Month)	\$ 25.13	\$98,007.00	\$ 25.51	\$99,477.11	\$	197,484.11	
	4,464	Pressure Cleaning (SQ.-FT.)		\$ -		\$ -	\$	-	
	4	Windows-		\$ -		\$ -	\$	-	
	3	Air Quality	\$6,547.97	\$19,643.92	\$ 6,646.19	\$19,938.58	\$	39,582.51	
	12	Cleaning Supplies	\$ 105.15	\$1,261.80	\$ 106.73	\$1,280.73	\$	2,542.53	
	12	Paper Products	\$ 157.73	\$1,892.70	\$ 160.09	\$1,921.09	\$	3,813.79	
		Carpet Cleaning - Deep (SQ. FT.)	\$ 0.06	\$281.63	\$ 0.06	\$ 281.63	\$	563.27	
	4,464	Electrostatic Disinfection (SQ. FT.)	\$ 0.04	\$187.76	\$ 0.04	\$ 187.76	\$	375.51	
	4,464	FT.)							
	Total			\$121,274.81		\$123,086.89	\$	244,361.71	
Total (1) - Summary, all sites					\$373,819.17	\$ -	\$379,206.83	\$	752,826.00

Janitorial Services - Price Sheets - 911 Call Centers - Agreement 14 (CBE Reserve)

ITEM NO.	FACILITY LOCATION	Annual Frequency	Annual Process	Unit		Unit		Two Year	
				Price	Annual	Price	Annual	Total	
				Per Hour	Annual	Per Hour	Annual	2 years	
	Additional Labor:								
	Project Supervisor	50 hrs.		\$ 42.06	\$2,103.00	\$ 42.69	\$ 2,134.55	\$	4,237.55
	Site Supervisor	50 hrs.		\$ 31.55	\$1,577.25	\$ 32.02	\$ 1,600.91	\$	3,178.16
	Full Time Service Crew	50 hrs.		\$ 27.34	\$1,366.95	\$ 27.75	\$ 1,387.45	\$	2,754.40
	Part Time Service Crew	50 hrs.		\$ 27.34	\$1,366.95	\$ 27.75	\$ 1,387.45	\$	2,754.40
	Porter Day/Night	50 hrs.		\$ 27.34	\$1,366.95	\$ 27.75	\$ 1,387.45	\$	2,754.40
	Emergency Services Labor:								
	Project Supervisor	50 hrs.		\$ 63.09	\$3,154.50	\$ 64.04	\$ 3,201.82	\$	6,356.32
	Site Supervisor	50 hrs.		\$ 47.32	\$2,365.88	\$ 48.03	\$ 2,401.36	\$	4,767.24
	Full Time Service Crew	50 hrs.		\$ 41.01	\$2,050.43	\$ 41.62	\$ 2,081.18	\$	4,131.61
	Part Time Service Crew	50 hrs.		\$ 41.01	\$2,050.43	\$ 41.62	\$ 2,081.18	\$	4,131.61
	Porter Day/Night	50 hrs.		\$ 41.01	\$2,050.43	\$ 41.62	\$ 2,081.18	\$	4,131.61
	"Pass thru" (Services/Materials)		\$1,000.00		\$1,000.00		\$ 1,000.00	\$	2,000.00
	Total Group 2				\$20,452.75		\$20,744.54	\$	41,197.29

Grand Total -
Whole Group
(Total 1 + Total 2)

\$394,071.92	\$ -	\$399,951.37	\$	794,023.29
--------------	------	--------------	----	------------

NOTE: IT IS AGREED THAT THE MINIMUM WAGE TO BE PAID TO ALL EMPLOYEES,
REGARDLESS OF THE NUMBER OF HOURS WORKED,
WILL BE THE CURRENT BROWARD COUNTY LIVING WAGE.

YES	Agree to the above statement.
NO	Disagree to the above statement.


NAME OF COMPANY:

I LEB SUPPORT SERVICES INC

AUTHORIZED PERSON NAME:

WALTER COOPER

AUTHORIZED SIGNATURE:



By signing this proposal sheet, your firm is agreeing to the terms and conditions of the invitation for proposal.
All buildings listed in the group must be priced for this proposal sheet to be determined responsive.

AUTHORIZED PERSON TITLE:

PRESIDENT

DATE:

5/25/21

THIS SHEET MUST BE SIGNED AND MUST NOT BE ALTERED OR REVISED.
ANY REVISION TO THIS SHEET MAY RENDER THE PROPOSAL NON-RESPONSIVE.

Vendor Reference Verification Form

Vendor is required to submit completed Reference Verification Forms for previous projects referenced in its submittal. Vendor should provide the **Vendor Reference Verification Form** to its reference organization/firm to complete and return to the Vendor's attention. Vendor should submit the completed Vendor Reference Form with its response by the solicitation's deadline. The County will verify references provided as part of the review process. **Provide a minimum of three (3) non-Broward County Board of County Commissioners' references.**



Vendor Reference Verification Form

Broward County Solicitation No. and Title:

RFP No. BLD2121632P1, Janitorial Services -County Facilities

Reference for: 1 Lee Support Services Inc.

Organization/Firm Name providing reference:

Iron Compound Gym

Contact Name: Shawn Knowles

Reference date: 05/12/2021

Contact Email: knowlesal@aol.com

Contact Phone: 9546636603

Name of Referenced Project: Gym Cleaning

Contract No.

Date Services Provided:

Project Amount:

01/12/2017 to

\$ 135,960.00

Vendor's role in Project: ☒ Prime Vendor ☐ Subconsultant/SubcontractorWould you use this vendor again? ☒ Yes ☐ No

Description of services provided by Vendor:

Cleaning Services

Please rate your experience with the
referenced Vendor:Needs
Improvement

Satisfactory

Excellent

Not
Applicable

1. Vendor's Quality of Service

a. Responsive

b. Accuracy

c. Deliverables

2. Vendor's Organization:

a. Staff expertise

b. Professionalism

c. Turnover

3. Timeliness of:

a. Project

b. Deliverables

4. Project completed within budget

5. Cooperation with:

a. Your Firm

b. Subcontractor(s)/Subconsultant(s)

c. Regulatory Agency(ies)

Additional Comments: (provide on additional sheet if needed)

THIS SECTION FOR COUNTY USE ONLY

Verified via: _____ EMAIL _____ VERBAL Verified by: _____ Division: _____ Date: _____

Vendor Reference Verification Form

Vendor is required to submit completed Reference Verification Forms for previous projects referenced in its submittal. Vendor should provide the **Vendor Reference Verification Form** to its reference organization/firm to complete and return to the Vendor's attention. Vendor should submit the completed Vendor Reference Form with its response by the solicitation's deadline. The County will verify references provided as part of the review process. **Provide a minimum of three (3) non-Broward County Board of County Commissioners' references.**



Vendor Reference Verification Form

Broward County Solicitation No. and Title:

RFP No. BLD2121632P1, Janitorial Services -County Facilities

Reference for: 1 Lee Support Services Inc.

Organization/Firm Name providing reference:

The Corporate Body

Contact Name: Ron Schwab

Reference date: 05/12/2021

Contact Email:

Contact Phone: 9545408003

Name of Referenced Project: Office Cleaning

Contract No.

Date Services Provided:

Project Amount:

02/01/2018 to

\$ 85,500.00

Vendor's role in Project: ☒ Prime Vendor ☐ Subconsultant/SubcontractorWould you use this vendor again? ☒ Yes ☐ No

Description of services provided by Vendor:

Cleaning Services

Please rate your experience with the
referenced Vendor:Needs
Improvement

Satisfactory

Excellent

Not
Applicable

1. Vendor's Quality of Service

a. Responsive

b. Accuracy

c. Deliverables

2. Vendor's Organization:

a. Staff expertise

b. Professionalism

c. Turnover

3. Timeliness of:

a. Project

b. Deliverables

4. Project completed within budget

5. Cooperation with:

a. Your Firm

b. Subcontractor(s)/Subconsultant(s)

c. Regulatory Agency(ies)

Additional Comments: (provide on additional sheet if needed)

THIS SECTION FOR COUNTY USE ONLY

Verified via: _____ EMAIL _____ VERBAL Verified by: _____ Division: _____ Date: _____

Vendor Reference Verification Form

Vendor is required to submit completed Reference Verification Forms for previous projects referenced in its submittal. Vendor should provide the **Vendor Reference Verification Form** to its reference organization/firm to complete and return to the Vendor's attention. Vendor should submit the completed Vendor Reference Form with its response by the solicitation's deadline. The County will verify references provided as part of the review process. **Provide a minimum of three (3) non-Broward County Board of County Commissioners' references.**



Vendor Reference Verification Form

Broward County Solicitation No. and Title:

RFP No. BLD2121632P1, Janitorial Services -County Facilities

Reference for: 1 Lee Support Services Inc.

Organization/Firm Name providing reference:

Wow Factor Fitness

Contact Name: Mr. Joseph Tolbert

Reference date: 05/12/2021

Contact Email: 2b-me@live.com

Contact Phone: 863-599-1989

Name of Referenced Project: Gym Cleaning

Contract No.

Date Services Provided:

06/01/2017 to

Project Amount:

\$ 63,600.00

Vendor's role in Project: ☒ Prime Vendor ☐ Subconsultant/SubcontractorWould you use this vendor again? ☒ Yes ☐ No

Description of services provided by Vendor:

Cleaning Services

Please rate your experience with the
referenced Vendor:Needs
Improvement

Satisfactory

Excellent

Not
Applicable

1. Vendor's Quality of Service

a. Responsive

b. Accuracy

c. Deliverables

2. Vendor's Organization:

a. Staff expertise

b. Professionalism

c. Turnover

3. Timeliness of:

a. Project

b. Deliverables

4. Project completed within budget

5. Cooperation with:

a. Your Firm

b. Subcontractor(s)/Subconsultant(s)

c. Regulatory Agency(ies)

Additional Comments: (provide on additional sheet if needed)

THIS SECTION FOR COUNTY USE ONLY

Verified via: _____ EMAIL _____ VERBAL Verified by: _____ Division: _____ Date: _____

1 Lee Support Services Inc.



Janitorial Services – County Facilities, BLD2121632P1

1. Ability of Professional Personnel

The qualifications and experience of Key Staff intended to be assigned for this contract includes:

Walter Cooper (Project Manager) – Walter owner of 1 Lee Support Services Inc. with over 10 years' experience as a project manager is qualified and experienced in planning, develops, monitors, and execute projects. Responsible for grouping skilled workers and achieving the company's goals. He is the project administrator and oversees all finances of the business.

Garfield Gayle (Quality Control Manager) – Garfield has been with 1 Lee Support Services since June of 2017. He has over 6 years of management experience and 5 years of office experience. Garfield is in charge of training and managing the quality control for our crew in practices and quality assessment of services.

Jessica Richards (Assistant Project Manager) – Jessica has been with 1 Lee Support Services since September of 2019. She has 6 years of management and office experience. Jessica has great knowledge of managing and providing leadership to our supervisor. She is also, responsible for the overall coordination, direction, and performance evaluation of all employees to the contract location.

Roy Salvi (Supervisor) – Roy has been with 1 Lee Support Services since 2018. He has 5 years of supervisory management skills. He trains and supervises the custodial staff to sustain an orderly, safe, and efficient cleaning operation.

Please see resumes on next pages...

Walter Cooper

PROFILE

Highly motivated Business Owner looking to utilize my training experience, educational background and leadership skills to successfully operate a Janitorial Facility Management Firm.

EXPERIENCE

1 Lee Support Services Inc.

2019 – PRESENT

Run day to day operations. Assessed business systems and processes, identifying areas for improvement to support future growth. Set, updated, and enforced policies to maintain consistency and quality at all levels. Established and administrated annual budget with effective controls to prevent overage, minimize burn rate and support sustainability objects.

Engineering Project Manager

2009 - PRESENT

Oversees all members of projects. Delegate responsibilities and monitor deadlines and budget constraints. Prepare reports and documentation that supports the development of project strategies to meet contract agreements and abide by state and federal regulations.

Mathematics Teacher

2007 - PRESENT

Academic skills in the area of Mathematics. Filed reports and appropriate paper work on students, which included assessing student progress. Motivated students to enjoy their math more by inviting speakers to class who spoke about the relevance of math to their careers.

1 Lee Support Service Inc.

Project Manager

CONTACT

754-999-1622
1leessinc@gmail.com

SKILLS

- Expertise in finance and business management
- Operations Management
- Project Management
- Strategic and Business Planning
- Rapport building
- MS Office

EDUCATION

South Carolina State University

ORANGEBURG, SC

Bachelor of Science- Civil Engineer

Engineering Technologies State of Florida
Certification in Mathematics

REFERENCES

Available upon request

JESSICA RICHARDS

Assistant Project Manager

954-802-6522

Objective

Motivated and organized professional with 6+ years of experience in customer services, training staff, preparing work records.

EXPERIENCE

SEPTEMBER 2019 – PRESENT

ASSISTANT PROJECT MANAGER, 1 LEE SUPPORT SERVICES INC.

Inspect work performed to ensure quality work.

Trains workers and supervisors in janitorial methods and procedures and proper operation of equipment.

Issues janitorial supplies and equipment to workers to ensure quality and timely.

Supervises and coordinates activities of workers engaged in janitorial services.

OCTOBER 2017 – MARCH 2020

CUSTOMER SERVICE SUPERVISOR, GENERALI GLOBAL ASSISTANCE

Responsible for supervising of call floor operations.

Ensure customer service reps are handling customer issues and requests timely and effectively.

Assist with in bound calls and emails.

Work closely with other departments

Assists with interview process and hiring new team members

SKILLS

Good Interpersonal Skills

Time management

Ability to set and meet deadlines

Critical Thinking

Ability to see the big picture

Proficiency with MS Office

REFERENCES

Available upon request

Garfield Gayle

Quality Control

954-802-6522

Objective Team oriented individual with ability to manage high number of design projects, client coordination and oversee teams. Also coming with excellent communication skills, flexibility skills and organization skills.

Experience **Quality Control Manager**
1 Lee Support Services Inc.
June 2017 – Present
Responsible for day to day management.
Coordinate all staff activities, train new hires of their duties and responsibilities.
Performing safe environment and quality services to achieve customer satisfaction.

Supervisor
Assemblers Group
February 2016 – 2018
Supervises and coordinates activities of assembling furniture.
Assemble parts of furniture and Mounting of furniture or TV.
Assist with drilling holes and drives screws into parts to join parts, using power drill and screwdriver.

Skills Safety Standards, Strong communication, Ability to manage multiple priorities, Problem solving, Operation and Control.

References Available upon request.

ROY SALVI

Supervisor

954-802-6522

OBJECTIVE | A multi-skilled, hardworking and efficient Custodian cleaner with a proven track record of ensuring the smooth functioning and running of all custodian concerning activities. Able to follow standard operating procedures and work in an orderly and tidy manner.

SKILLS & ABILITIES

- Excellent Customer Service Skills
- Management
- Microsoft Word, Excel, PowerPoint

EXPERIENCE | SUPERVISOR 1 LEE SUPPORT SERVICES INC.

2018 - PRESENT

Trained, planned, scheduled, assigned, and evaluated work of janitorial staff. Issued verbal reprimands and recommended disciplinary action as necessary. Inspected building and grounds to ensure clean and safe conditions. Evaluated the need for minor building or equipment repairs; made and supervised minor repairs. Assisted with the annual budget preparation. Investigate complaints about janitorial service. Ordered supplies, maintained records, and prepared reports as directed.

SUPERVISOR DANIEL ISLAND CLUB

2016 - 2018

Trained, oversaw, and led the team on shift to ensure the smooth and efficient operation of food and beverage staff. Assisted with staff training and monthly inventory. Establish great communication between all departments and F&B staff. Ensures the facility, equipment and surrounding areas are well maintained and clean. Maintains a daily log of operations including cover counts, staff levels, service issues and other relevant topic for future reference.

EDUCATION | High School Diploma

REFERENCES | Available Upon Request

1.1. 1 Lee Support Services Company Profile:

1 Lee Support Services has been providing janitorial service to residential and commercial clients for 6 years. We offer every building service from light janitorial service to major disaster clean-up. We are currently located in Davie, FL. Walter is the President of 1 Lee Support Services with 12 years of experience in operations management and 6 years of experience in Janitorial industry for residential and commercial facilities. Our vision is to provide quality service for our customers. We pride ourselves to deliver high quality cleaning solutions and provide the highest value to our clients. Our company is quality-focused and passionate about doing every task right the first time. There is no change in ownership.

Our seasoned janitorial management and crew members have a combined total of 28 years' worth of janitorial experience. We currently have a sum of 42 staffed employees, which 23 are part-time, 9 are full-time and 10 are full-time supervisors, quality control managers, and assist project managers.

1 Lee Support Services Inc. does not lease any employees. 1 Lee Support Services Inc does offer full-time employees; 40 hours per week with health insurance. All of our employees are required to do a background check after a proper interview. Our hiring process is based on passing background checks. This requirement is applied to our managers, supervisor, office staff, and janitorial crew.

1.2. 1 Lee Support Services Company Experience/Reference as a Prime Vendor

Name/Location:	IRON COMPOUND GYM	THE CORPORATE BODY	WOW FACTOR FITNESS
Contact Information:	<i>SHAWN KNOWLES</i> knowlesal@aol.com 954-6636603	<i>RON SCHWAB</i> 954-5408003	<i>JOSEPH TOLBERT</i> 2b-me@live.com 863-5991989
Service Provided:	<i>GYM CLEANING</i>	<i>OFFICE CLEANING</i>	<i>GYM CLEANING</i>
Square feet of facility:	6,700	22,296	101,718
Total # of workers/supervisors	1 workers 1 supervisor	2 workers 1 supervisor	4 workers 1 supervisor
Start/End Date of Contract:	2017 – Present	2018 – Present	2018 – Present
Annual dollar value:	36,000	12,000	12,000
Number of stories	1	1	2
Total # of facility users:	300	30	400 – 600
Facility open 24/7?	—	—	Yes

Each location listed above requires the following procedures:

Green building maintenance standards

Extensive background checks

1.3. 1 Lee Support Services Experience of Key Personnel and Key Staff Resumes

We alter the number of our service crew based on the size of the facility in order to meet the requirements of the agreement. For each facility location we provide one Project Manager, Quality Control Manager, Assist Project Manager, and Supervisor.

Walter Cooper is the President/Project Manager (PM) for 1 Lee Support Services. He is able to set effective priorities to achieve immediate/long term goals and meet operational deadlines. Walter is responsible for overseeing financial success of the business and all aspects of the contract:
He develops project plans, coordinates project, communicates any and all changes and progress, and completes projects on time and within a budget.
He also leads all aspects of projects, including project documentation, client engagement and scheduling.

Our Quality Control Manager (QCM), Garfield Gayle has over 6 years of experience and he is responsible for day to day management:
Garfield coordinates all staff activities that are required in order to meet the quality standards set for janitorial services.
Train new hires of their duties and responsibilities to ensure employees adhere and are compliant with the agreement and standards.
Performs safe environment and quality services to achieve customer satisfaction.

With 6 years of experience, our Assistant Project Manager (Assist PM), Jessica Richards inspects work performance to ensure quality work:
Jessica trains and educate Supervisor in janitorial methods, procedures, and proper operation of equipment.
Monitors project progress, schedule meetings, and maintains project documents and reports.

Roy Salvi has 5 years' worth of experience in Supervisory management. He performs supervisor duties and oversee production to assure quality and consistent conditions on facilities by:
Handles janitorial supplies orders and equipment for workers to ensure quality work.
Roy oversees and assigns janitorial work for employees based on materials and requirements.
He also recommends potential employees for hire/discharge to ensure proper staffing and inspects work performed by crew, daily.

Their current work experience allows them to have a clear understanding of the scope of work and the ability to deliver proactive service. The staff resumes can be found on the following pages. *(See next page)*

2. Location

Location certification form (*See attached*)

3. Project Approach

1. LISTEN

Without question, the most important ingredient to a successful partnership is the ability to listen to your partner to fully understand their needs and how to meet them. An essential aspect of our management training program involves learning to listen as well as how to read body language, micro facial expressions, voice speed and tone. Our senior management team will be well versed in communication skills so that they may fully grasp your needs and expectations.

2. ASK & PLAN

Our managers are trained to anticipate and plan for the unexpected. This is accomplished by “questioning” or playing “what if” with different scenarios. The more questions our team asks and addresses, the better prepared we both will be.

3. ACT

Nothing gets done until people take action. All too often, people put off what needs to be done because they did not properly carry out steps 1 and 2 above.

4. EVALUATE

Inspections and feedback play a critical role in the success of our ongoing partnership.

5. ADJUST

Because the custodial operation is ever changing with event traffic, the seasons and daily weather across the country, it must be constantly modified based on information gathered in steps 1 through 4 above. You will find our team to be professional, thorough and proactive. Our clients tell us that knowing that we are on location allows them to go home without concern every day.

3.1. 1 Lee Support Services Approach to the Work and Management

1 Lee Support Service Inc. we entirely understand the importance of maintaining high quality standards.

We will deliberately study the cleaning specifications required by the facility. Our Assistant Project Manager (Assist PM), Supervisor, and Janitorial Crew will be given a daily report to guarantee that the items are achieved all on the exact day of service.

At this time, our company have no suggested exceptions for minimum proposed service hours.

All employees will be fully equipped and have a job designation and work description that will encompass all tasks within the scope of work. Our employees will understand the scope of work and will understand that their daily duties will alternate to completely clean the building. This will also include projects and weekly tasks. Our fully trained and experienced Assist PM/S will review the results and cleaning procedures of employees to ensure that all contract requirements are met.

Our assistant project manager/supervisor allocated floor service schedules to our floor technician crew to corroborate cleanliness. Assist PM/S will conduct regular and random inspections daily to be certain that the level of cleaning remains at a high floor standard to meet the required quality specifications.

Any worker that is absent or takes time off from their shifts will be covered by our floater staff.

3.2. How 1 Lee Support Services Manages and Organize Work

Here at 1 Lee Support Services Inc. we will manage and organize work by making schedules for each unit. All janitorial crew will participate in team cleaning. We believe that it is a much more simple and efficient approach, plus it creates a clear understanding of a more extensive level of accountability and work. Our method of team cleaning has a flexible and customizable composition to adapt to the unique specifications of the facility. Assist PM/S will scan over the location first to ensure every janitorial worker encounters a very specific amount of duties to make sure that tasks are being completed evenly and in line with the cleaning regulations that are vital to the agreement.

They will have a daily checklist for each task that needs to be completed. After work requirements are completed, employees will then turn in their daily checklists to their supervisor. Our designated Assist PM/S, Jessica Richards, will be responsible for managing the account. While supervisor, Roy will be conducting a routine check around the building using the tasks logs to ensure all required tasks are accomplished. Roy will report those findings to Jessica to ensure that the account is being managed properly.

For emergency or disaster cleaning situations we ask for at least 60 minutes for response. We will then get the equipment that is needed.

3.3. 1 Lee Support Services Quality Control Program

1 Lee Support Services Inc. is committed to controlling quality at every level of functional and administrative activity, across the project lines. Our quality control plan begins in the onboarding training that our staff members receives. It is mandatory that our crew completes a day training once initially apart of the company. The quality control plan for the referenced solicitation has been designed to promote and maintain superior contract performance. Each supervisor will inspect all facilities daily and evaluate all assigned areas of work. Each supervisor will note any issues and assure that they are corrected and also, monitor workers to ensure that they are performing assigned duties.

Supervisor, Roy Salvi completes daily inspections and report findings to Assistant Project Manager, Jessica Richards.

Quality Control Manager, Garfield Gayle and Assistant Project Manager, Jessica Richards will inspect and rate the building site weekly to make sure that our company reports are upholding with the quality standards.

Project Manager, Walter Cooper performs monthly inspections.

We have established a quality control system that help ensure employees competence, equipment reliability, and sustainability of supplies and chemical to projects.

To maximize green building cleaning practices 1 Lee Support Services will provide standardized Green Cleaning Education and Training for every employee. We utilize Green Seal approved cleaning and paper products. Our staff training starts on day one for everyone's employment and continues throughout the life of every employee.

3.4. 1 Lee Support Services Inc. Company Equipment

Heavy Equipment:

- Mobile Pressure Cleaner
- Carpet extractor
- Wet/Dry Vacuums
- Buffer

Time for Mobilization

Equipment is readily available and can be mobilized upon request. Time is based on distance of the targeted site.

Machinery for floor care:

- Mobile Pressure Cleaner
- Carpet extractor
- Wet/Dry Vacuums
- Buffer

Our equipment will be maintenance every 2 months just be sure they are working properly. We do have additional machines in the event one should be fixed.

Office Equipment:

- 3 Office phones
- Internet connection
- 2 Printers/Facsimile/Photocopier
- 3 HP PC Computers
- Adobe Acrobat/Microsoft Word/Microsoft Excel/ Gmail/Win team Database/PowerPoint/Google Drive/Chrome

3.5. Company Training

At 1 Lee Support Services, it is mandatory that employees are trained before we start each contract. Training classes will be held by our quality control manager and supervisor at each building that cleaning will be performed at. We take every reasonable precaution to protect a worker's health and safety by:

- Inform workers and supervisor of any hazards and how to handle them.
- Ensure that the safety protocols are being followed.
- Ensure the necessary safety equipment is provided, used properly and maintained.
- Provide staff members with the information, instructions and supervision needed to protect the crew's safety and health.
- Make sure that our janitorial crew are continuously practicing safety procedures and properly wear their personal protective equipment.

Training Includes:

- Safety Training Checklist
- How to Report Unsafe Work Conditions
- Lifting Technique Training
- Personal Protective Equipment
- Blood-Borne Pathogen Safety Program
- Cleaning Procedures on Chemicals
- Chemicals in Carpet Cleaning
- Protection and Safety Requirements and Assurance
- Labels and Other Warnings
- Technical Training Procedures
- Green Building Cleaning Procedures

All of our staff members are trained on courses that are designed to fit on with OSHA standards. We also provide our crew with on the job training as well as extensive on-going training and development which we can customize to fulfil our clients. This comprehensive training program ensures that cleaning tasks are performed safely and effectively in order to prevent injuries and accidents, as well as to provide the best value to our clients.

4. Workload of the Firm

Active projects within the past five years consist of:

We are currently providing gym cleaning services and office cleaning at Iron Compound Gym, The Corporate Body, and Wow Factor Fitness for the past 4- 3 years. We have efficient janitorial crew members and supervisors servicing on these active projects.

Name/Location:	IRON COMPOUND GYM	THE CORPORATE BODY	WOW FACTOR FITNESS
Contact Information:	<i>SHAWN KNOWLES</i> knowlesal@aol.com 954-6636603	<i>RON SCHWAB</i> 954-5408003	<i>JOSEPH TOLBERT</i> 2b-me@live.com 863-5991989
Service Provided:	<i>GYM CLEANING</i>	<i>OFFICE CLEANING</i>	<i>GYM CLEANING</i>
Square feet of facility:	6,700	22,296	101,718
Total # of workers/supervisors	3 workers 1 supervisor	2 workers 1 supervisor	2 workers 1 supervisor
Start/End Date of Contract:	2017 – Present	2018 – Present	2018 – Present
Annual dollar value:	\$135,960.00	85,500.00	63,600.00
Number of stories	1	1	2
Total # of facility users:	500 +	200 +	200 +
Facility open 24/7?	—	—	Yes

5. Pricing***

Supplier: 1 Lee Support Services Inc.

**Standard Instructions to Vendors
Request for Proposals, Request for Qualifications, or Request for Letters of Interest**

Vendors are instructed to read and follow the instructions carefully, as any misinterpretation or failure to comply with instructions may lead to a Vendor's submittal being rejected.

Vendor MUST submit its solicitation response electronically and MUST confirm its submittal in order for the County to receive a valid response through Periscope S2G. Refer to the [Purchasing Division website](#) or contact Periscope S2G for submittal instructions.

A. Responsiveness Criteria:

Responsive (Vendor) means a vendor who submits a response to a solicitation that the Director of Purchasing determines meets all requirements of the solicitation. As provided in Section 21.40(a) of the Broward County Procurement Code, a solicitation may only be awarded to a vendor whose submission is responsive to the requirements of the solicitation. The Director of Purchasing shall determine whether submissions are responsive. This determination shall be final and may not be changed by the Evaluation Committee, if one is appointed for the solicitation.

The required information and applicable forms must be submitted with solicitation response, electronically through Periscope SG2 by the due date and time specified in the solicitation. Failure to timely submit may result in Vendor being deemed non-responsive by the Director of Purchasing. The County reserves the right to waive minor technicalities or irregularities as is in the best interest of the County in accordance with Section 21.37(b) of the Broward County Procurement Code.

Below are standard responsiveness criteria; refer to Special Instructions to Vendors, for Additional Responsiveness Criteria requirement(s).

1. Lobbyist Registration Requirement Certification

Refer to Lobbyist Registration Requirement Certification. The completed form should be submitted with the solicitation response. If not submitted within solicitation response, it must be submitted within three business days of County's written request. Failure to timely submit may result in Vendor being deemed non-responsive.

2. Addenda

The County reserves the right to amend this solicitation prior to the due date and time specified in the solicitation. Any change(s) to this solicitation will be conveyed through the written addenda process. Only written addenda will be binding. Vendor must follow the instructions carefully and submit the required information and applicable forms, or acknowledge addendum, electronically through Periscope S2G. It is the Vendor's sole responsibility to monitor the solicitation for any changing information, prior to submitting their solicitation response.

B. Responsibility Criteria:

Responsible (Vendor) means a vendor who is determined to have the capability in all respects to perform fully the requirements of a solicitation, as well as the integrity and reliability that will ensure good faith performance, as provided in Section 21.40(b) of this Code. In accordance with Section 21.40(b) of the Broward County Procurement Code, a solicitation may only be awarded to a vendor who is determined to be responsible to provide the goods or services requested by the solicitation. If a response to a solicitation is submitted by a joint venture, the joint venture will not be eligible to receive an award unless each member of the joint venture is determined to be responsible. A determination of responsibility shall be made only as to those vendors whose submissions have been determined to be responsive.

With respect to RFPs, RLIs, and RFQs, the Evaluation Committee, with assistance of the Purchasing Division and based on information provided by the applicable County Agencies and the Office of the County Attorney, shall determine whether vendors who have submitted responsive submissions are responsible.

Notwithstanding the foregoing, the awarding authority for a solicitation shall have the ultimate authority to determine whether vendors who have submitted responsive submissions are responsible.

When making determinations of responsibility, the Director of Purchasing or the Evaluation Committee (as applicable) may request additional information from any vendor on matters that may affect a vendor's responsibility. The failure of a vendor to provide information requested by the County may result in a determination of non-responsibility. In addition, a vendor may submit information regarding its responsibility; provided, however, that such information shall not be considered if it contradicts or materially alters the information provided by the vendor in its original response to the solicitation.

Failure to provide any of this required information and in the manner required may result in a recommendation by the Director of Purchasing that the Vendor is non-responsible.

Below are standard responsibility criteria; refer to **Special Instructions to Vendors**, for Additional Responsibility Criteria requirement(s).

1. **Litigation History**

- a. All Vendors are required to disclose to the County all "material" cases filed, pending, or resolved during the last three (3) years prior to the solicitation response due date, whether such cases were brought by or against the Vendor, any parent or subsidiary of the Vendor, or any predecessor organization. Additionally, all Vendors are required to disclose to the County all "material" cases filed, pending, or resolved against any principal of Vendor, regardless of whether the principal was associated with Vendor at the time of the "material" cases against the principal, during the last three (3) years prior to the solicitation response. A case is considered to be "material" if it relates, in whole or in part, to any of the following:
 - i. A similar type of work that the vendor is seeking to perform for the County under the current solicitation;
 - ii. An allegation of fraud, negligence, error or omissions, or malpractice against the vendor or any of its principals or agents who would be performing work under the current solicitation;
 - iii. A vendor's default, termination, suspension, failure to perform, or improper performance in connection with any contract;
 - iv. The financial condition of the vendor, including any bankruptcy petition (voluntary and involuntary) or receivership; or
 - v. A criminal proceeding or hearing concerning business-related offenses in which the vendor or its principals (including officers) were/are defendants.
- b. For each material case, the Vendor is required to provide all information identified in the **Litigation History Form**. Additionally, the Vendor shall provide a copy of any judgment or settlement of any material case during the last three (3) years prior to the solicitation response. Redactions of any confidential portions of the settlement agreement are only permitted upon a certification by Vendor that all redactions are required under the express terms of a pre-existing confidentiality agreement or provision.
- c. The County will consider a Vendor's litigation history information in its review and determination of responsibility.
- d. If the Vendor is a joint venture, the information provided should encompass the joint venture and each of the entities forming the joint venture.
- e. A vendor is required to disclose to the County any and all cases(s) that exist between the County and any of the Vendor's subcontractors/subconsultants proposed to work on this project during the last five (5) years prior to the solicitation response.

- f. Failure to disclose any material case, including all requested information in connection with each such case, as well as failure to disclose the Vendor's subcontractors/subconsultants litigation history against the County, may result in the Vendor being deemed non-responsive.

2. Financial Information

- a. All Vendors are required to submit the Vendor's financial statements by the due date and time specified in the solicitation, in order to demonstrate the Vendor's financial capabilities. If not submitted with solicitation response, it must be submitted within three business days of County's written request.
- b. Each Vendor shall submit its most recent two years of financial statements for review. The financial statements are not required to be audited financial statements. The annual financial statements shall be in the form of:
 - i. Balance sheets, income statements and annual reports; or
 - ii. Tax returns; or
 - iii. SEC filings.

If tax returns are submitted, ensure it does not include any personal information (as defined under Florida Statutes Section 501.171, Florida Statutes), such as social security numbers, bank account or credit card numbers, or any personal pin numbers. If any personal information data is part of financial statements, redact information prior to submitting a response the County.

- c. If a Vendor has been in business for less than the number of years of required financial statements, then the Vendor must disclose all years that the Vendor has been in business, including any partial year-to-date financial statements.
- d. The County may consider the unavailability of the most recent year's financial statements and whether the Vendor acted in good faith in disclosing the financial documents in its evaluation.
- e. Any claim of confidentiality on financial statements should be asserted at the time of submittal. Refer to **Standard Instructions to Vendors**, Confidential Material/Public Records and Exemptions for instructions on submitting confidential financial statements. The Vendor's failure to provide the information as instructed may lead to the information becoming public.
- f. Although the review of a Vendor's financial information is an issue of responsibility, the failure to either provide the financial documentation or correctly assert a confidentiality claim pursuant the Florida Public Records Law and the solicitation requirements (Confidential Material/Public Records and Exemptions section) may result in a recommendation of non-responsiveness by the Director of Purchasing.

3. Authority to Conduct Business in Florida

- a. A Vendor must have the authority to transact business in the State of Florida and be in good standing with the Florida Secretary of State. For further information, contact the Florida Department of State, Division of Corporations.
- b. The County will review the Vendor's business status based on the information submitted with the solicitation response.
- c. It is the Vendor's sole responsibility to comply with all state and local business requirements.
- d. Vendor should list its active Florida Department of State Division of Corporations Document Number (or Registration No. for fictitious names) in the Vendor Questionnaire, Question No. 10.
- e. If a Vendor is an out-of-state or foreign corporation or partnership, the Vendor must obtain the authority to transact business in the State of Florida or show evidence of application for the authority to transact business in the State of Florida, upon request of the County.

- f. A Vendor that is not in good standing with the Florida Secretary of State at the time of a submission to this solicitation may be deemed non-responsible.
- g. If successful in obtaining a contract award under this solicitation, the Vendor must remain in good standing throughout the contractual period of performance.

4. Affiliated Entities of the Principal(s)

- a. All Vendors are required to disclose the names and addresses of “affiliated entities” of the Vendor’s principal(s) over the last five (5) years (from the solicitation opening deadline) that have acted as a prime Vendor with the County. The Vendor is required to provide all information required on the Affiliated Entities of the Principal(s) Certification Form.
- b. The County will review all affiliated entities of the Vendor’s principal(s) for contract performance evaluations and the compliance history with the County’s Small Business Program, including CBE, DBE and SBE goal attainment requirements. “Affiliated entities” of the principal(s) are those entities related to the Vendor by the sharing of stock or other means of control, including but not limited to a subsidiary, parent or sibling entity.
- c. The County will consider the contract performance evaluations and the compliance history of the affiliated entities of the Vendor’s principals in its review and determination of responsibility.

5. Insurance Requirements

The Insurance Requirement Form reflects the insurance requirements deemed necessary for this project. While it is not necessary to have this level of insurance in effect at the time of solicitation response, all Vendors are required to either submit insurance certificates indicating that the Vendor currently carries the level insurance coverages or submit a letter from the insurance carrier indicating Vendor can provide the insurance coverages.

C. Additional Information and Certifications

The following forms and supporting information (if applicable) should be completed and submitted with the solicitation response. If not submitted with solicitation response, it must be submitted within three business days of County’s written request. Failure to timely submit may affect Vendor’s evaluation.

1. Vendor Questionnaire and Standard Certifications

Vendors are required to submit detailed information on their firm and certify to the below requirements. Refer to the **Vendor Questionnaire and Standard Certification** and submit as instructed.

- a. Cone of Silence Requirement Certification
- b. Drug-Free Workplace Certification
- c. Non-Collusion Certification
- d. Public Entities Crimes Certification
- e. Scrutinized Companies List Certification

2. Subcontractors/Subconsultants/Suppliers Requirement

The Vendor shall submit a listing of all subcontractors, subconsultants, and major material suppliers, if any, and the portion of the contract they will perform. Vendors must follow the instructions included on the **Subcontractors/Subconsultants/Suppliers Information** and submit as instructed.

D. Standard Agreement Language Requirements

- 1. The acceptance of or any exceptions taken to the terms and conditions of the County’s Agreement shall be considered a part of a Vendor’s solicitation response and will be considered by the Evaluation Committee.
- 2. The applicable Agreement terms and conditions for this solicitation are indicated in the Special Instructions to Vendors.

3. Vendors are required to review the applicable terms and conditions and submit the Agreement Exception Form. The completed form should be submitted with the solicitation response. If not submitted with solicitation response, it shall be deemed an affirmation by the Vendor that it accepts the contract terms and conditions stated in the solicitation.
4. If exceptions are taken, the Vendor must specifically identify each term and condition with which it is taking an exception. Any exception not specifically listed is deemed waived. Simply identifying a section or article number is not sufficient to state an exception. Provide either a redlined version of the specific change(s) or specific proposed alternative language. Additionally, a brief justification specifically addressing each provision to which an exception is taken should be provided.
5. Submission of any exceptions to the Agreement does not denote acceptance by the County. Furthermore, taking exceptions to the County's terms and conditions may be viewed unfavorably by the Evaluation Committee and ultimately may impact the overall evaluation of a Vendor's submittal.

E. Evaluation Criteria

1. The Evaluation Committee will evaluate Vendors as per the **Evaluation Criteria**. The County reserves the right to obtain additional information from a Vendor.
2. Vendor has a continuing obligation to inform the County in writing of any material changes to the information it has previously submitted. The County reserves the right to request additional information from Vendor at any time.
3. For Request for Proposals, the following shall apply:
 - a. The Director of Purchasing may recommend to the Evaluation Committee to short list the most qualified firms prior to the Final Evaluation.
 - b. The Evaluation Criteria identifies points available; a total of 100 points is available.
 - c. If the Evaluation Criteria includes a request for pricing, the total points awarded for price is determined by applying the following formula:
$$(\text{Lowest Proposed Price}/\text{Vendor's Price}) \times (\text{Maximum Number of Points for Price}) = \text{Price Score}$$
 - d. After completion of scoring, the County may negotiate pricing as in its best interest.
4. For Requests for Letters of Interest or Request for Qualifications, the following shall apply:
 - a. The Evaluation Committee will create a short list of the most qualified firms.
 - b. The Evaluation Committee will either:
 - i. Rank shortlisted firms; or
 - ii. If the solicitation is part of a two-step procurement, shortlisted firms will be requested to submit a response to the Step Two procurement.

F. Demonstrations

Refer to Special Instructions to Vendors. Vendors determined to be both responsive and responsible to the requirements of the solicitation and/or shortlisted (if applicable), will be required to demonstrate the nature of their offered solution. After receipt of solicitation responses, all Vendors will receive a description of, and arrangements for, the desired demonstration. All Vendors will have equal time for demonstrations, but the question-and-answer time may vary. In accordance with Section 286.0113 of the Florida Statutes and pursuant to the direction of the Broward County Board of Commissioners, demonstrations are closed to only the Vendor's team and County staff.

G. Presentations

Vendors that are determined to be both responsive and responsible to the requirements of the solicitation and/or shortlisted (if applicable) will have an opportunity to make an oral presentation to the Evaluation Committee on the Vendor's approach to this project and the Vendor's ability to perform. The committee may provide a list of subject matter for the discussion. All Vendor's will have equal time to present but the question-and-answer time may vary. In accordance with Section 286.0113 of the Florida Statutes, and the direction of the Broward County Board of Commissioners, presentations during Evaluation Committee Meetings are closed. Only the Evaluation Committee members, County staff and the vendor and their team scheduled for that presentation will be present in the Meeting Room during the presentation and subsequent question and answer period.

H. Public Art and Design Program

If indicated in **Special Instructions to Vendors**, Public Art and Design Program, Section 1-88, Broward County Code of Ordinances, applies to this project. It is the intent of the County to functionally integrate art, when applicable, into capital projects and integrate artists' design concepts into this improvement project. The Vendor may be required to collaborate with the artist(s) on design development within the scope of this request. Artist(s) shall be selected by Broward County through an independent process. For additional information, contact the Broward County Cultural Division.

I. Committee Appointment

The Cone of Silence shall be in effect for County staff at the time of the Evaluation Committee appointment and for County Commissioners and Commission staff upon the first meeting of the Evaluation Committee. The committee members appointed for this solicitation are available on the Purchasing Division's website under [Committee Appointment](#).

J. Committee Questions, Request for Clarifications, Additional Information

At any committee meeting, the Evaluation Committee members may ask questions, request clarification, or require additional information of any Vendor's submittal or proposal. It is highly recommended Vendors attend to answer any committee questions (if requested), including a Vendor representative that has the authority to bind.

Vendor's answers may impact evaluation (and scoring, if applicable). Upon written request to the Purchasing Agent prior to the meeting, a conference call number will be made available for Vendor participation via teleconference. Only Vendors that are found to be both responsive and responsible to the requirements of the solicitation and/or shortlisted (if applicable) are requested to participate in a final (or presentation) Evaluation committee meeting.

K. Vendor Questions

The County provides a specified time for Vendors to ask questions and seek clarification regarding solicitation requirements. All questions or clarification inquiries must be submitted electronically through Periscope S2G by the Question & Answer due date and time specified in the solicitation document (including any addenda). The County will respond to questions electronically through Periscope S2G.

L. Confidential Material/ Public Records and Exemptions

1. Broward County is a public agency subject to Chapter 119, Florida Statutes. Upon receipt, all submittals become "public records" and shall be subject to public disclosure consistent with Chapter 119, Florida Statutes. Submittals may be posted on the County's public website or included in a public records request response unless there is a declaration of "confidentiality" pursuant to the public records law and in accordance with the procedures in this section.
2. Any confidential material(s) the Vendor asserts is exempt from public disclosure under Florida Statutes must be labeled as "Confidential" and marked with the specific statute and subsection asserting exemption from Public Records.

3. To submit confidential material, three hardcopies must be submitted in a sealed envelope, labeled with the solicitation number, title, date and the time of solicitation opening to:
Broward County Purchasing Division 115
South Andrews Avenue, Room 212 Fort
Lauderdale, FL 33301
4. Any materials that the Vendor claims to be confidential and exempt from public records must be marked and separated from the submittal. If the Vendor does not comply with these instructions, the Vendor's claim for confidentiality will be deemed as waived.
5. Submitting confidential material may impact full discussion of your submittal by the Evaluation Committee because the Committee will be unable to discuss the details contained in the documents cloaked as confidential at the publicly noticed Committee meeting.

M. Copyrighted Materials

Copyrighted material is not exempt from the Public Records Law, Chapter 119, Florida Statutes. Submission of copyrighted material in response to any solicitation will constitute a license and permission for the County to make copies (including electronic copies) as reasonably necessary for the use by County staff and agents, as well as to make the materials available for inspection or production pursuant to Public Records Law, Chapter 119, Florida Statutes.

N. State and Local Preferences

If the solicitation involves a federally funded project where the fund requirements prohibit the use of state and/or local preferences, such preferences contained in the Local Preference Ordinance and Broward County Procurement Code will not be applied in the procurement process.

O. Local Preference

The following local preference provisions shall apply except where otherwise prohibited by federal or state law or other funding source restrictions.

For all competitive solicitations in which objective factors used to evaluate the responses from vendors are assigned point totals:

- a. Five percent (5%) of the available points (for example, five points of a total 100 points) shall be awarded to each locally based business and to each joint venture composed solely of locally based businesses, as applicable;
- b. Three percent (3%) of the available points shall be awarded to each locally based subsidiary and to each joint venture that is composed solely of locally based subsidiaries, as applicable; and
- c. For any other joint venture, points shall be awarded based upon the respective proportion of locally based businesses and locally based subsidiaries' equity interests in the joint venture.

If, upon the completion of final rankings (technical and price combined, if applicable) by the Evaluation Committee, a nonlocal vendor is the highest ranked vendor and one or more Local Businesses (as defined by Section 1-74 of the Broward County Code of Ordinances) are within five percent (5%) of the total points obtained by the nonlocal vendor, the highest ranked Local Business shall be deemed to be the highest ranked vendor overall, and the County shall proceed to negotiations with that vendor. If impasse is reached, the County shall next proceed to negotiations with the next highest ranked Local Business that was within five percent (5%) of the total points obtained by the nonlocal vendor, if any.

Refer to Section 1-75 of the Broward County Local Preference Ordinance and the **Location Certification Form** for further information.

P. Tiebreaker Criteria

In accordance with Section 21.42(d) of the Broward County Procurement Code, the tiebreaker criteria shall be applied based upon the information provided in the Vendor's response to the solicitation. In order to receive credit for any tiebreaker criterion, complete and accurate information must be contained in the Vendor's submittal.

1. Location Certification Form;
2. Domestic Partnership Act Certification (Requirement and Tiebreaker);
3. Tiebreaker Criteria Form: Volume of Payments Over Five Years

Q. Posting of Solicitation Results and Recommendations

The Broward County Purchasing Division's website is the location for the County's posting of all solicitations and contract award results. It is the obligation of each Vendor to monitor the website in order to obtain complete and timely information.

R. Review and Evaluation of Responses

An Evaluation Committee is responsible for recommending the most qualified Vendor(s). The process for this procurement may proceed in the following manner:

1. The Purchasing Division delivers the solicitation submittals to agency staff for summarization for the committee members. Agency staff prepares a report, including a matrix of responses submitted by the Vendors. This may include a technical review, if applicable. If a demonstration is required, County will appoint a Technical Review Team ("TRT") to view all Vendor demonstrations. The TRT will be comprised of County staff with specific subject matter expertise. The TRT will review all Vendor demonstrations for compliance with the Demonstration Script. The Project Manager will compile the results of each Vendor's demonstration into a final TRT Report. The TRT Report will be distributed to the Evaluation Committee members prior to the Final Evaluation Meeting.
2. A solicitation may only be awarded to a vendor whose submission is responsive to the requirements of the solicitation. The Director of Purchasing shall determine whether submissions are responsive. For solicitations in which an Evaluation Committee has been appointed, the Director of Purchasing's determination regarding responsiveness is not binding on the Evaluation Committee, which may accept or reject such determination but must state with specificity the basis for any rejection thereof.
3. The Evaluation Committee, with assistance of the Purchasing Division and based on information provided by the applicable County Agencies and the Office of the County Attorney, shall determine whether vendors who have submitted responsive submissions are responsible. Notwithstanding the foregoing, the awarding authority for a solicitation shall have the ultimate authority to determine whether vendors who have submitted responsive submissions are responsible. When making determinations of responsibility, the Director of Purchasing or the Evaluation Committee (as applicable) may request additional information from any vendor on matters that may affect a vendor's responsibility. The failure of a vendor to provide information requested by the County may result in a determination of non-responsibility. In addition, a vendor may submit information regarding its responsibility; provided, however, that such information shall not be considered if it contradicts or materially alters the information provided by the vendor in its original response to the solicitation.

S. Vendor Protest

Part X of the Broward County Procurement Code sets forth procedural requirements that apply if a Vendor intends to protest a solicitation or proposed award of a contract and states in part the following:

1. Any written protest concerning the specifications or requirements of a solicitation (or of any addenda thereto) must be received by the Director of Purchasing within five (5) business days after the applicable solicitation (or addenda) is posted on the Purchasing Division's website.
2. Any written protest concerning a proposed award or ranking must be received by the Director of Purchasing within five (5) business days after the proposed award or ranking is posted on the Purchasing Division's website.
3. Calculation of Days. Unless otherwise expressly stated, all references to "days" mean calendar days between the hours of 8:30 a.m. and 5:00 p.m., excluding days that are County holidays. All references to "business days" mean Monday through Friday between the hours of 8:30 a.m. and 5:00 p.m., excluding days that are County holidays. In calculating time periods, the day of the event that triggers the time period shall be excluded from the calculation (for example, objections to a ranking must be filed within three (3) business days after the ranking is posted, so an objection to a ranking posted on a Monday must be filed no later than 5:00 p.m. on Thursday). Failure to file a written protest so that it is received by the Director of Purchasing within the timeframes set forth in

Part X of the Broward County Procurement Code shall constitute a waiver of the right to protest. A protest submitted to anyone other than the Director of Purchasing shall not be a valid protest.

Except as to any protest of the specifications or requirements of a solicitation, as a condition of initiating any protest, the protestor must, concurrently with filing the protest, pay a filing fee for the purpose of defraying the costs in administering the protest in accordance with the scheduled provided below. The filing fee shall be refunded if the protestor prevails in the protest. Failure to timely pay the required filing fee shall render the protest invalid.

<u>Estimated Contract Amount</u>	<u>Filing Fee</u>
Mandatory Bid Amount up to \$250,000	\$500
\$250,000 - \$500,00	\$1,000
\$500,001 - \$5 million	\$3,000
Over \$5 million	\$5,000

The estimated contract amount shall be the total bid amount offered by the protesting vendor in its response to the solicitation, inclusive of any contract renewals or extensions. If no bid amount was submitted by the protestor, the estimated contract amount shall be the County's estimated contract price for the procurement. The County will accept a filing fee in the form of a money order, certified check, or cashier's check, payable to "Broward County," or other manner of payment approved by the Director of Purchasing.

T. RIGHT TO APPEAL

The protestor may appeal the Director of Purchasing's denial of the protest with respect to the proposed award of a solicitation in accordance with Part XII of the Broward County Procurement Code. Decisions by the Director of Purchasing with respect to the specifications or requirements of a solicitation may only be appealed to the County Administrator or their designee, who shall determine the method, timing, and process of the appeal and whose decision shall be final.

1. The appeal must be received by the Director of Purchasing within ten (10) days after the date of the determination being appealed.
2. The appeal must be accompanied by an appeal bond by a Vendor having standing to protest and must comply with all other requirements of Part XII of the Broward County Procurement Code.
3. Except as otherwise provided by law, the filing of an appeal is an administrative remedy that must be exhausted prior to the filing of any civil action against the County concerning any subject matter that, had an appeal been filed, could have been addressed as part of the appeal.

U. Rejection of Responses

The Director of Purchasing may reject all responses to a solicitation, even when only one response is received, if the Director of Purchasing determines that doing so would be in the best interest of the County; provided, however, that only the Board may reject all responses to a solicitation where the issuance of the solicitation was approved by the Board.

V. Negotiations

Once a ranking is deemed final, the County shall commence contract negotiations with the top-ranked vendor (or, if provided in the solicitation, with multiple top-ranked vendors simultaneously). If the negotiation does not result in mutually satisfactory contract terms within a reasonable time, as determined by the Director of Purchasing, then the Director of Purchasing may terminate negotiations with the applicable vendor and commence (or continue, if the solicitation provided for negotiation with multiple top-ranked vendors) negotiations with the next-ranked vendor(s) or issue a new solicitation, as the Director of Purchasing determines to be in the best interest of the County^[FA29] ^[CC30]. In accordance with Section 286.0113 of the Florida Statutes, and the direction of the Broward County Board of Commissioners, negotiations resulting from Evaluation Committee Meetings are closed. Only County staff and the selected vendor and their team will be present during negotiations.

W. Submittal Instructions:

1. Broward County does not require any personal information (as defined under Section 501.171, Florida Statutes), such as social security numbers, driver license numbers, passport, military ID, bank account or credit card numbers, or any personal pin numbers, in order to submit a response for ANY Broward County solicitation. DO NOT INCLUDE any personal information data in any document submitted to the County. If any personal information data is part of a submittal, this information must be redacted prior to submitting a response to the County.
2. Vendor MUST submit its solicitation response electronically through Periscope S2G and MUST confirm its solicitation response in order for the County to receive a valid response through Periscope S2G. It is the Vendor's sole responsibility to assure its response is submitted and received through Periscope S2G by the date and time specified in the solicitation.
3. The County will not consider solicitation responses received by other means. Vendors are encouraged to submit their responses in advance of the due date and the time specified in the solicitation. In the event that the Vendor is having difficulty submitting the solicitation response electronically through Periscope S2G, immediately notify the Purchasing Agent and then contact Periscope S2G for technical assistance.
4. Vendor must view, submit, and/or accept each of the documents in Periscope S2G. Web-fillable forms can be filled out and submitted through Periscope S2G.
5. After all documents are viewed, submitted, and/or accepted in Periscope S2G, the Vendor must upload additional information requested by the solicitation (i.e. Evaluation Criteria and Financial Statements) in the Item Response Form in Periscope S2G, under line one (regardless if pricing requested).
6. Vendor should upload responses to Evaluation Criteria in Microsoft Word or Excel format.
7. If the Vendor is declaring any material confidential and exempt from Public Records, refer to Confidential Material/ Public Records and Exemptions for instructions on submitting confidential material.
8. After all files are uploaded, Vendor must submit and CONFIRM its offer (by entering password) for offer to be received electronically through Periscope S2G.
9. If a solicitation requires an original Proposal Bond (per Special Instructions to Vendors), Vendor must submit in a sealed envelope, labeled with the solicitation number, title, date and the time of solicitation opening to:

Broward County Purchasing Division 115
South Andrews Avenue, Room 212Fort
Lauderdale, FL 33301

A copy of the Proposal Bond should also be uploaded into Periscope S2G; this does not replace the requirement to have an original proposal bond. Vendors must submit the original Proposal Bond, by the due date and time specified in the solicitation.

Revised May 1, 2021

Supplier: 1 Lee Support Services Inc.**LOCATION CERTIFICATION**

Refer to applicable sections for submittal instructions. Failure to submit required forms or information by stated timeframes will deem vendor ineligible for local preference or location tiebreaker.

Broward County [Code of Ordinances, Section 1-74](#), et seq., provides certain preferences to Local Businesses, Locally Based Businesses, and Locally Based Subsidiaries, and the [Broward County Procurement Code](#) provides location as the first tiebreaker criteria. Refer to the ordinance for additional information regarding eligibility for local preference.

For Invitation for Bids:

To be eligible for the Local Preference best and final offer ("BAFO") and location tiebreaker, the Vendor **must** submit this fully completed form and a copy of its Broward County local business tax receipt **at the same time it submits its bid. Vendors who fail to comply with this submittal deadline will not be eligible for either the BAFO or the location tiebreaker.**

For Request for Proposals (RFPs), Request for Letters of Interest (RLIs), or Request for Qualifications (RFQs):

For Local Preference eligibility, the Vendor **should** submit this fully **completed form and all Required Supporting Documentation** (as indicated below) at the time Vendor submits its response to the procurement solicitation. If not provided with submittal, the Vendor **must** submit within three business days after County's written request. Failure to submit required forms or information by stated timeframes will deem the Vendor ineligible for local preference.

To be eligible for the location tiebreaker, **the Vendor must submit this fully completed form and a copy of its Broward County local business tax receipt at the same time it submits its response.** Vendors who fail to comply with this submittal deadline will not be eligible for the location tiebreaker.

The undersigned Vendor hereby certifies that (check the box for only one option below):

Option 1: The Vendor is a **Local Business**, but does not qualify as a **Locally Based Business** or a **Locally Based Subsidiary**, as each term is defined by [Section 1-74, Broward County Code of Ordinances](#). The Vendor further certifies that:

- A. It has continuously maintained, for at least the one (1) year period immediately preceding the bid posting date (i.e., the date on which the solicitation was advertised),
 - i. a physical business address located within the limits of Broward County, listed on the Vendor's valid business tax receipt issued by Broward County (unless exempt from business tax receipt requirements),
 - ii. in an area zoned for the conduct of such business,
 - iii. that the Vendor owns or has the legal right to use, and
 - iv. from which the Vendor operates and performs on a day-to-day basis business that is a substantial component of the goods or services being offered to Broward County in connection with the applicable competitive solicitation (as so defined, the "Local Business Location").

If Option 1 selected, indicate **Local Business Location**:

✓ **Option 2:** The Vendor is both a **Local Business** and a **Locally Based Business** as each term is defined by Section 1-74, Broward County Code of Ordinances. The Vendor further certifies that:

- A. The Vendor has continuously maintained, for at least the one (1) year period immediately preceding the bid posting date (i.e., the date on which the solicitation was advertised),

- i. a physical business address located within the limits of Broward County, listed on the Vendor's valid business tax receipt issued by Broward County (unless exempt from business tax receipt requirements),
 - ii. in an area zoned for the conduct of such business,
 - iii. that the Vendor owns or has the legal right to use, and
 - iv. from which the Vendor operates and performs on a day-to-day basis business that is a substantial component of the goods or services being offered to Broward County in connection with the applicable competitive solicitation as so defined, the "Local Business Location";
- B. The Local Business Location is the primary business address of the majority of the Vendor's employees as of the bid posting date, and/or the majority of the work under the solicitation, if awarded to the Vendor, will be performed by employees of the Vendor whose primary business address is the Local Business Location;
- C. The Vendor's management directs, controls, and coordinates all or substantially all of the day-to-day activities of the entity (such as marketing, finance, accounting, human resources, payroll, and operations) from the Local Business Location;
- D. The Vendor has not claimed any other location as its principal place of business within the one (1) year period immediately preceding the bid posting date; and
- E. Less than fifty percent (50%) of the total equity interests in the business are owned, directly or indirectly, by one or more entities with a principal place of business located outside of Broward County. The Vendor certifies that the total equity interests in the owned, directly or indirectly, by one or more entities with a principal place of business Vendor located outside of Broward County is .

If Option 2 selected, indicate **Local Business Location**:

**528 SE 32nd Street
Fort Lauderdale, FL
33316**

Option 3: The Vendor is both a **Local Business** and a **Locally Based Subsidiary** as each term is defined by Section 1-74, Broward County Code of Ordinances. The Vendor further certifies that:

- A. The Vendor has continuously maintained:
- i. for at least the one (1) year period immediately preceding the bid posting date (i.e., the date on which the solicitation was advertised),
 - ii. a physical business address located within the limits of Broward County, listed on the Vendor's valid business tax receipt issued by Broward County (unless exempt from business tax receipt requirements),
 - iii. in an area zoned for the conduct of such business,
 - iv. that the Vendor owns or has the legal right to use, and
 - v. from which the Vendor operates and performs on a day-to-day basis business that is a substantial component of the goods or services being offered to Broward County in connection with the applicable competitive solicitation (as so defined, the "Local Business Location");
- B. The Local Business Location is the primary business address of the majority of the Vendor's employees as of the bid posting date, and/or the majority of the work under the solicitation, if awarded to the Vendor, will be performed by employees of the Vendor whose primary business address is the Local Business Location;
- C. The Vendor's management directs, controls, and coordinates all or substantially all of the day-to-day activities of the entity (such as marketing, finance, accounting, human resources, payroll, and operations) from the Local Business Location;
- D. The Vendor has not claimed any other location as its principal place of business within the one (1) year period immediately preceding the bid posting date; and
- E. At least fifty percent (50%) of the total equity interests in the business are owned, directly or indirectly, by one or more entities with a principal place of business located outside of Broward County. The Vendor certifies that the total equity interests in the Vendor owned, directly or indirectly, by one or more entities with a principal place of business located outside of Broward County is .

If Option 3 selected, indicate **Local Business Location**:

Option 4: The Vendor is a **joint venture** composed of one or more Local Businesses, Locally Based Businesses, or Locally Based Subsidiaries, as each term is defined by Section 1-74, Broward County Code of Ordinances. Fill in blanks with percentage equity interest or list "N/A" if section does not apply. The Vendor further certifies that:

- A. The proportion of equity interests in the joint venture owned by **Local Business (es)** (each Local Business must comply with all of the requirements stated in Option 1) is % of the total equity interests in the joint venture; and/or
- B. The proportion of equity interests in the joint venture owned by **Locally Based Business(es)** (each Locally Based Business must comply with all of the requirements stated in Option 2) is % of the total equity interests in the joint venture; and/or
- C. The proportion of equity interests in the joint venture owned by **Locally Based Subsidiary(ies)** (each Locally Based Subsidiary must comply with all of the requirements stated in Option 3) is **FL**% of the total equity interests in the joint venture.

If Option 4 selected, indicate the Local Business Location(s) (es) on separate sheet.

Option 5: Vendor is not a Local Business, a Locally Based Business, or a Locally Based Subsidiary, as each term is defined by Section 1-74, Broward County Code of Ordinances.

Required Supporting Documentation (in addition to this form): Option 1 or 2 (**Local**

Business or Locally Based Business):

- 1. Broward County local business tax receipt.

Option 3 (**Locally Based Subsidiary**)

- 1. Broward County local business tax receipt.
- 2. Documentation identifying the Vendor's vertical corporate organization and names of parent entities if the Vendor is a Locally Based Subsidiary.

Option 4 (**joint venture** composed of one or more Local Business(es), Locally Based Business(es), or Locally Based Subsidiary(ies):

- 1. Broward County local business tax receipt(s) for each Local Business(es), Locally Based Business(es), and/or Locally Based Subsidiary(ies).
- 2. Executed joint venture agreement, if the Vendor is a joint venture.
- 3. If joint venture is comprised of one or more Locally Based Subsidiary(ies), submit documentation identifying the vertical corporate organization and parent entities name(s) of each Locally Based Subsidiary.

If requested by County (any option):

- 1. Written proof of the Vendor's ownership or right to use the real property at the Local Business Location.
- 2. Additional documentation relating to the parent entities of the Vendor.
- 3. Additional documentation demonstrating the applicable percentage of equity interests in the joint venture, if not shown in the joint venture agreement.
- 4. Any other documentation requested by County regarding the location from which the activities of the Vendor are directed, controlled, and coordinated.

By submitting this form, the Vendor certifies that if awarded a contract, it is the intent of the Vendor to remain at the Local Business Location address listed below (or another qualifying Local Business Location within Broward County) for the duration of the contract term, including any renewals or extensions. (If nonlocal Vendor, leave Local Business Location blank.)

Indicate Local Business Location:

True and Correct Attestations:

Any misleading, inaccurate, or false information or documentation submitted by any party affiliated with this procurement may lead to suspension and/or debarment from doing business with Broward County as authorized by the Broward County Procurement Code. The Vendor understands that, if after contract award, the County learns that any of the information provided by the Vendor on this was false, and the County determines, upon investigation, that the Vendor's provision of such false information was willful or intentional, the County may exercise any contractual right to terminate the contract. The provision of false or fraudulent information or documentation by a Vendor may subject the Vendor to civil and criminal penalties.

AUTHORIZED SIGNATURE/NAME: **Walter L Cooper, Jr**

TITLE: **President**

VENDOR NAME: **1 Lee Support Services**

DATE: **5/25/2021**

Revised May 1, 2021

Supplier: 1 Lee Support Services Inc.**DOMESTIC PARTNERSHIP ACT CERTIFICATION (REQUIREMENT AND TIEBREAKER)**

Refer to Special Instructions to identify if Domestic Partnership Act is a requirement of the solicitation or acts only as a tiebreaker. If Domestic Partnership is a requirement of the solicitation, the completed and signed should be returned with the Vendor's submittal. If the is not provided with submittal, the Vendor must submit within three business days of County's request. Vendor may be deemed non-responsive for failure to fully comply within stated timeframes. To qualify for the Domestic Partnership tiebreaker criterion, the Vendor must currently offer the Domestic Partnership benefit and the completed and signed form must be returned at time of solicitation submittal.

The Domestic Partnership Act, Section 16 ½ -157, Broward County Code of Ordinances, as amended, requires all Vendors contracting with the County, in an amount over \$100,000 provide benefits to Domestic Partners of its employees, on the same basis as it provides benefits to employees' spouses, with certain exceptions as provided by the Ordinance.

For all submittals over \$100,000.00, the Vendor, by virtue of the signature below, certifies that it is aware of the requirements of Broward County's Domestic Partnership Act, Section 16-½ -157, Broward County Code of Ordinances; and certifies the following: (check only one below).

☐

1. The Vendor currently complies with the requirements of the County's Domestic Partnership Act and provides benefits to Domestic Partners of its employees on the same basis as it provides benefits to employees' spouses

☒

2. The Vendor will comply with the requirements of the County's Domestic Partnership Act at time of contract award and provide benefits to Domestic Partners of its employees on the same basis as it provides benefits to employees' spouses.

☐

3. The Vendor will not comply with the requirements of the County's Domestic Partnership Act at time of award.

☐

4. The Vendor does not need to comply with the requirements of the County's Domestic Partnership Act at time of award because the following exception(s) applies: **(check only one below)**.

☐

The Vendor employs less than five (5) employees.

☐

The Vendor does not provide benefits to employees' spouses.

☐

The Vendor is a governmental entity, not-for-profit corporation, or charitable organization.

☐

The Vendor is a religious organization, association, society, or non-profit charitable or educational institution.

☐

The Vendor provides an employee the cash equivalent of benefits. (Attach an affidavit in compliance with the Act stating the efforts taken to provide such benefits and the amount of the cash equivalent).

☐

The Vendor cannot comply with the provisions of the Domestic Partnership Act because it would violate the laws, rules or regulations of federal or state law or would violate or be inconsistent with the terms or conditions of a grant or contract with the United States or State of Florida. Indicate the law, statute or regulation (State the law, statute or regulation and attach explanation of its applicability).

Walter L Cooper, Jr

President

1 Lee Support Services
Inc

5/25/21

Authorized Signature/Name

Title

Vendor Name

Date

Revised May 1, 2021

Supplier: 1 Lee Support Services Inc.

AGREEMENT EXEPTION FORM

The completed form(s) should be submitted with the solicitation response. If not submitted with solicitation response, it shall be deemed an affirmation by the Vendor that it accepts contract terms and conditions stated in the solicitation.

The Vendor must provide on the form below, any and all exceptions it takes to the contract terms and conditions stated in the solicitation, including all proposed modifications to the contract terms and conditions or proposed additional terms and conditions. Additionally, a brief justification specifically addressing each provision to which an exception is taken should be provided.

There are no exceptions to the contract terms and conditions state in this solicitation; or



The following exceptions are taken to the contract terms and conditions state in this solicitation:
(use additional forms as needed; separate each Article/ Section number)

Term or Condition Article / Section	Insert proposed modifications to the contract terms and conditions or proposed additional terms and condition	Provide brief justification for proposed modifications

Vendor Name: 1 Lee Support Services Inc.

Revised May 1, 2021

Supplier: 1 Lee Support Services Inc.**LITIGATION HISTORY FORM**

The completed form(s) should be returned with the Vendor's submittal. If not provided with submittal, the Vendor must submit within three business days of County's request. Vendor may be deemed non-responsive for failure to fully comply within stated timeframes.

- ☒ There are no material cases for this Vendor; or
☐ Material Case(s) are disclosed below:

Is this for a: (check type) <input type="checkbox"/> Parent, <input type="checkbox"/> Subsidiary, or <input type="checkbox"/> Predecessor Firm?	If Yes, name of Parent/Subsidiary/Predecessor: Or No <input type="checkbox"/>
Party	
Case Number, Name, and Date Filed	
Name of Court or other tribunal	
Type of Case	Bankruptcy <input type="checkbox"/> Civil <input type="checkbox"/> Criminal <input type="checkbox"/> Administrative/Regulatory <input type="checkbox"/>
Claim or Cause of Action and Brief description of each Count	
Brief description of the Subject Matter and Project Involved	
Disposition of Case (Attach copy of any applicable Judgment, Settlement Agreement and Satisfaction of Judgment.)	Pending <input type="checkbox"/> Settled <input type="checkbox"/> Dismissed <input type="checkbox"/> Judgment Vendor's Favor <input type="checkbox"/> Judgment Against Vendor <input type="checkbox"/> If Judgment Against, is Judgment Satisfied? <input type="checkbox"/> Yes <input type="checkbox"/> No
Opposing Counsel	Name: Email: Telephone Number:

Vendor Name: 1 Lee Support Services Inc

Revised May 1, 2021

Supplier: 1 Lee Support Services Inc.**VOLUME OF PREVIOUS PAYMENTS ATTESTATION
FORM**

The completed and signed form should be returned with the Vendor's submittal. If not provided with submittal, the Vendor must submit within three business days of County's request. Failure to timely submit this form and supporting documentation may affect the Vendor's evaluation.

This completed form MUST be included with the Vendor's submittal at the time of the opening deadline to be considered for a Tie Breaker criterion (if applicable).

Points assigned for Volume of Previous Payments will be based on the amount paid-to-date by the County to a prime Vendor **MINUS** the Vendor's confirmed payments paid-to-date to approved certified County Business Enterprise (CBE) firms performing services as Vendor's subcontractor/subconsultant to obtain the CBE goal commitment as confirmed by County's Office of Economic and Small Business Development. Reporting must be within five (5) years of the current solicitation's opening date.

Vendor must list all received payments paid-to-date by contract as a prime vendor from Broward County Board of County Commissioners. Reporting must be within five (5) years of the current solicitation's opening date.

Vendor must also list all total confirmed payments paid-to-date by contract, to approved certified CBE firms utilized to obtain the contract's CBE goal commitment. Reporting must be within five (5) years of the current solicitation's opening date.

In accordance with Section 21.41(h)(4) and 21.42(d)(3) of the Broward County Procurement Code, the Vendor with the lowest dollar volume of payments previously paid by the County over a five-year period from the date of the submittal opening will receive the Tie Breaker.

The Vendor attests to the following:

Item No.	Project Title	Contract No.	Department/ Division	Date Awarded	Prime: Paid to Date	CBE: Paid to Date
1.						
2.						
3.						
4.						
5.						
6.						
7.						

Grand Total

Has the Vendor been a member/partner of a Joint Venture firm that was awarded a contract by the County?

Yes No ☒

If Yes, Vendor must submit a **Joint Vendor Volume of Work Attestation Form**.

Vendor Name: 1 Lee Support Services Inc.

Walter Cooper
Authorized Signature/Name

President
Title

5/25/21
Date

**VOLUME OF PREVIOUS PAYMENTS ATTESTATION
FORM FOR JOINT VENTURE**

If applicable, this form and additional required documentation should be submitted with the Vendor's submittal. If not provided with submittal, the Vendor must submit within three business days of County's request. Failure to timely submit this form and supporting documentation may affect the Vendor's evaluation.

If a Joint Venture, the payments paid-to-date by contract provided must encompass the Joint Venture and each of the entities forming the Joint Venture.

Points assigned for Volume of Previous Payments will be based on the amount paid-to-date by contract to the Joint Venture firm **MINUS** all confirmed payments paid-to-date to approved certified CBE firms utilized to obtain the CBE goal commitment. Reporting must be within five (5) years of the current solicitation's opening date. Amount will then be multiplied by the member firm's equity percentage.

In accordance with Section 21.41(h)(4) and 21.42(d)(3) of the Broward County Procurement Code, the Vendor with the lowest dollar volume of payments previously paid by the County over a five-year period from the date of the submittal opening will receive the Tie Breaker.

The Vendor attests to the following:

Item No.	Project Title	Contract No.	Department/ Division	Date Awarded	JV Equity Percent	Prime: Paid to Date	CBE: Paid to Date
1.	n/a						
2.							
3.							
4.							
5.							
6.							
7.							
8.							

Grand Total

Vendor is required to submit an executed Joint Venture agreement(s) and any amendments for each project listed above. Each agreement must be executed prior to the opening date of this solicitation.

Vendor Name:**Authorized Signature/Name****Title****Date**

Revised May 1, 2021

Supplier: 1 Lee Support Services Inc.

AFFILIATED ENTITIES OF THE PRINCIPAL(S) CERTIFICATION

The completed form should be submitted with the solicitation response. If not submitted with solicitation response, it must be submitted within three business days of County's request. Failure to timely submit may result in Vendor being deemed non-responsive.

- a. All Vendors are required to disclose the names and addresses of "affiliated entities" of the Vendor's principal(s) over the last five (5) years (from the solicitation opening deadline) that have acted as a prime Vendor with the County.
- b. The County will review all affiliated entities of the Vendor's principal(s) for contract performance evaluations and the compliance history with the County's Small Business Development Program, including County Business Enterprise (CBE), Disadvantaged Business Enterprise (DBE) and Small Business Enterprise (SBE) goal attainment requirements. "Affiliated entities" of the principal(s) are those entities related to the Vendor by the sharing of stock or other means of control, including but not limited to a subsidiary, parent or sibling entity.
- c. The County will consider the contract performance evaluations and the compliance history of the affiliated entities of the Vendor's principals in its review and determination of responsibility.

The Vendor hereby certifies that: (select one)

- ☒ No principal of the proposing Vendor has prior affiliations that meet the criteria defined as "Affiliated entities"
Principal(s) listed below have prior affiliations that meet the criteria defined as "Affiliated entities"

Principal's Name:
Names of Affiliated Entities:
Principal's Name:
Names of Affiliated Entities:
Principal's Name:
Names of Affiliated Entities:

Authorized Signature Name: **Walter L Cooper, Jr**

Title: **President**

Vendor Name: **1 Lee support Services**

Date: **5/25/21**

Revised May 1, 2021

Supplier: 1 Lee Support Services Inc.

Office of Economic and Small Business Requirements: CBE Reserve

- A. In accordance with the Broward County Business Opportunity Act of 2012, Section 1-81, Code of Ordinances, as amended (the "Business Opportunity Act"), this solicitation is reserved for County Business Enterprise (CBE) firms (CBE Reserve).
- B. CBEs and non-CBEs may respond to the solicitation.
- C. The CBE with the lowest responsive and responsible Bid, or with the highest-ranked responsive and responsible Proposal, as compared to all other CBEs (the "CBE Presumptive Awardee"), shall be awarded the contract if the CBE Presumptive Awardee meets the following requirements, as applicable:
- (1) Monetary Differential: The total Bid or Proposal amount of the CBE Presumptive Awardee: (a)(i) does not exceed Three Million Dollars (\$3,000,000) and (ii) does not exceed the total amount of the lowest responsive and responsible Bid, or the total amount of the highest-ranked responsive and responsible Proposal, as applicable, from a non-CBE by more than ten percent (10%); or (b)(i) exceeds Three Million Dollars (\$3,000,000) and (ii) does not exceed the total amount of the lowest responsive and responsible Bid, or the total amount of the highest-ranked responsive and responsible Proposal, as applicable, from a non-CBE by more than five percent (5%); and
 - (2) Points Differential: For competitive solicitations in which the Proposals are assigned point totals, after deducting the points awarded for price from the total points awarded to each applicable Proposal, the total points assigned to the CBE Presumptive Awardee: (a) for Proposals that do not exceed Three Million Dollars (\$3,000,000), are not more than ten percent (10%) less than the total points assigned to the highest-ranked responsive and responsible non-CBE; or (b) for Proposals that exceed Three Million Dollars (\$3,000,000), are not more than five percent (5%) less than the total points assigned to the highest-ranked responsive and responsible non-CBE.
- If the CBE Presumptive Awardee does not meet the above requirements, as applicable, then the CBE with the next lowest responsive and responsible Bid, or the next highest-ranked responsive and responsible Proposal, as compared to all other CBEs, will be deemed the CBE Presumptive Awardee and awarded the contract if the CBE Presumptive Awardee meets the above requirements, as applicable. If no CBE Presumptive Awardee meets the above requirements, as applicable, the award shall be made to the non-CBE that submits the lowest responsive and responsible Bid, or the highest-ranked responsive and responsible Proposal, provided the Director of Purchasing determines the total amount of the Bid or Proposal is fair and reasonable, unless (a) the Director of Office of Economic and Small Business Development (OESBD) issues a written determination that re-solicitation with modified specifications is likely to result in one or more Bids or Proposals from CBEs that would be eligible to receive the contract award; and (b) the Director of Purchasing issues a written determination that the delay occasioned by re-solicitation would not materially harm the County's interests.
- D. If a non-CBE is awarded the contract because no CBE with capacity to perform the work submits a responsive and responsible Bid or Proposal, or because no CBE meets the applicable requirements stated above, any contract awarded to a non-CBE must include at least a twenty-five percent (25%) CBE goal (unless the CBE goal is waived or otherwise modified by Board action).
- E. It is the Vendor's responsibility to ensure compliance with the CBE requirements and adhere to solicitation deadlines. The Vendor must contact OESBD to verify current CBE status or to obtain CBE certification.
- F. The Work may only be performed by CBEs. The Vendor must perform one hundred percent (100%) of the Work as the prime Vendor or the prime Vendor may subcontract portions of Work to other CBEs. If the prime Vendor intends to subcontract any portion of the Work, the Vendor must complete a Letter of Intent (refer to Section G below).
- G. CBE Program Requirements: Vendor should submit all required forms and information with its solicitation submittal as a matter of responsibility. If the required forms and information are not provided with the Vendor's solicitation submittal, then Vendor must supply the required forms and information no later than three (3) business days after request by OESBD. Vendor may be deemed non-responsible for failure to fully comply with this solicitation and CBE Program Requirements within these stated timeframes.

1. Vendor should include in its solicitation submittal a Letter of Intent Between Bidder/Offeror and County Business Enterprise (CBE) Subcontractor/Supplier (LOI) for each CBE the Vendor intends to use to achieve the assigned reserve or CBE participation goal. If the Vendor is a CBE performing 100% of the work, an LOI should be submitted stating that 100% of the work will be completed by the CBE. The form is available at the following link:
<http://www.broward.org/EconDev/Documents/CBELetterOfIntent.pdf>
2. If Vendor is unable to attain the CBE participation goal or reserve, Vendor should include in its solicitation submittal an Application for Evaluation of Good Faith Efforts and all of the required supporting information. The is available at the following link:
<http://www.broward.org/EconDev/WhatWeDo/Documents/GoodFaithEffortEval.pdf>
- H. A certified firm must provide a commercially useful function for the Project and may not act as a broker. A certified firm that seeks to act as a broker, or that does not provide a commercially useful function for the Project shall be subject to decertification by OESBD.
- I. Vendors are encouraged to purchase materials from certified CBE firms whenever possible.
- J. A joint venture is only eligible for award if all members of the joint venture are certified CBE firms.
- K. OESBD maintains an online directory of CBE firms. The online directory is available for use by Vendors at <https://webapps4.broward.org/smallbusiness/sbdirectory.aspx>
- L. For detailed information regarding the CBE Program contact the OESBD at (954) 357-6400 or visit the office's website at: <http://www.broward.org/EconDev/SmallBusiness/>
- M. If awarded the contract, Vendor agrees to and shall comply with all applicable requirements of this solicitation, the Business Opportunity Act, and the CBE Program in the award and administration of the contract, including the following:
 1. No party to this contract may discriminate on the basis of race, color, sex, religion, national origin, disability, age, marital status, political affiliation, sexual orientation, pregnancy, or gender identity and expression in the performance of this contract.
 2. All entities that seek to conduct business with the County, including Vendor or any Prime Contractors, Subcontractors, and Bidders/Offerors shall conduct such business activities in a fair and reasonable manner, free from fraud, coercion, collusion, intimidation, or bad faith. Failure to do so may result in the cancellation of this solicitation, cessation of contract negotiations, revocation of CBE certification, and suspension or debarment from future contracts.
 3. If Vendor fails to meet or make Good Faith Efforts (as defined in the Business Opportunity Act) to meet the CBE participation commitment (the "Commitment"), including CBE reserve, then Vendor shall pay the County liquidated damages in an amount equal to fifty percent (50%) of the actual dollar amount by which Vendor failed to achieve the Commitment, up to a maximum amount of ten percent (10%) of the total contract amount, excluding costs and reimbursable expenses. An example of this calculation is stated in Section 1-81.7, Broward County Code of Ordinances.
 4. Vendor shall comply with all applicable requirements of the Business Opportunity Act in the award of this contract. Failure by Vendor to carry out any of these requirements shall constitute a material breach of the contract, which shall permit the County to terminate this contract or to exercise any other remedy provided under this contract, the Broward County Code of Ordinances, the Broward County Administrative Code, or other applicable laws, with all such remedies being cumulative.
 5. Vendor shall pay its CBE subcontractors and suppliers, within fifteen (15) days following receipt of payment from the County, for all completed subcontracted work and supplies. If Vendor withholds an amount from CBE subcontractors or suppliers as retainage, such retainage shall be released and paid within fifteen (15) days following receipt of payment of retained amounts from the County.
 6. Vendor understands that the County will monitor Vendor's compliance with the CBE Program requirements. All Vendors must provide OESBD with a Monthly Utilization Report (MUR) to confirm its compliance with the Commitment agreed to in the contract; timely submission of the MUR every month throughout the term of the contract, including amendment and extension terms, is a condition of the County's payment of Vendor under the contract.

This is also available
www.broward.org/econdev/SmallBusiness/Pages/compliance.aspx

online at:

Revised May 1, 2021

Supplier: 1 Lee Support Services Inc.

Office of Economic and Small Business Requirements: Small Business Enterprises

- A. In accordance with the Broward County Business Opportunity Act of 2012, codified in Section 1-81 of the Broward County Code of Ordinances, as amended (the "Business Opportunity Act"), this solicitation is reserved for Small Business Enterprises (SBE).
- B. Only Vendors that are currently certified as SBEs or obtain SBE certification prior to the solicitation due date will be eligible for award of this contract award. Vendors are SBE-certified to provide goods and/or services to the County based on the Vendors' demonstration to the Office of Economic and Small Business Development (OESBD) that they provide such goods and/or services during the normal course of their respective businesses. Brokers are not eligible for certification.
- C. An SBE-certified Vendor must provide a commercially useful function for a project. A SBE-certified Vendor that seeks to act as a broker or does not provide a commercially useful function on a project shall be subject to decertification by OESBD.
- D. It is the Vendor's responsibility to ensure it is compliant with the Business Opportunity Act related requirements and solicitation deadlines by contacting OESBD to verify the Vendor's current SBE status or to obtain the applicable SBE certification.
- E. For detailed information regarding SBEs or to find the application for certification, contact OESBD at (954) 357-6400 or visit the website at: www.broward.org/EconDev/SmallBusiness.

Revised May 1, 2021

Supplier: 1 Lee Support Services Inc.**VENDOR QUESTIONNAIRE AND STANDARD CERTIFICATIONS**
Request for Proposals, Request for Qualifications, or Request for Letters of Interest

The completed form, including acknowledgment of the standard certifications and should be submitted with the solicitation response. If not submitted with solicitation response, it must be submitted within three business days of County's written request. Failure to timely submit may affect Vendor's evaluation.

If a response requires additional information, the Vendor should upload a written detailed response with submittal; each response should be numbered to match the question number. The completed questionnaire and attached responses will become part of the procurement record. It is imperative that the person completing the Vendor Questionnaire be knowledgeable about the proposing Vendor's business and operations.

1. Legal business name: **1 Lee Support Services Inc.**
2. Doing Business As/Fictitious Name (if applicable): **n/a**
3. Federal Employer I.D. no. (FEIN): **85-1648855**
4. Dun and Bradstreet No.: [REDACTED]
5. Website address (if applicable): **n/a**
6. Principal place of business address: **528 SE 32nd Street
Fort Lauderdale, FL
33316**
7. Office location responsible for this project: **528 SE 32nd Street
Fort Lauderdale, FL
33316**
8. Telephone no.: **754-999-1622** Fax no.:
9. Type of business (check appropriate box):
 - ☐ Corporation (specify the state of incorporation):
 - ☐ Sole Proprietor
 - ☒ Limited Liability Company (LLC)
 - ☐ Limited Partnership
 - ☐ General Partnership (State and County filled in) **FL**
 - ☐ Other – Specify
10. List [Florida Department of State, Division of Corporations](#) document number (or registration number if fictitious name):
P20000038307
11. List name and title of each principal, owner, officer, and major shareholder:
 - a) **Walter Cooper, President**
 - b)
 - c)
 - d)
12. AUTHORIZED CONTACT(S) FOR YOUR FIRM:
Name: **Walter L Cooper, Jr**
Title: **President**
E-mail: **1LeeSSinc@gmail.com**
Telephone No.: **9548026522**

Name:
Title:
E-mail:
Telephone No.:
13. Has your firm, its principals, officers or predecessor organization(s) been debarred or suspended by any government entity within the last three years? If yes, specify details in an attached written response. ☐ Yes ☒ No
14. Has your firm, its principals, officers or predecessor organization(s) ever been debarred or suspended by any government entity? If yes, specify details in an attached written response, including the reinstatement date, if granted.
☐ Yes ☒ No
15. Has your firm ever failed to complete any services and/or delivery of products during the last three (3) years? If yes, specify details in an attached written response. ☐ Yes ☒ No
16. Is your firm or any of its principals or officers currently principals or officers of another organization? If yes, specify details in an attached written response. ☐ Yes ☒ No
17. Have any voluntary or involuntary bankruptcy petitions been filed by or against your firm, its parent or subsidiaries or predecessor organizations during the last three years? If yes, specify details in an attached written response. ☐ Yes

- ✓ No
18. Has your firm's surety ever intervened to assist in the completion of a contract or have Performance and/or Payment Bond claims been made to your firm or its predecessor's sureties during the last three years? If yes, specify details in an attached written response, including contact information for owner and surety. ☐ Yes ✓ No
19. Has your firm ever failed to complete any work awarded to you, services and/or delivery of products during the last three (3) years? If yes, specify details in an attached written response. ☐ Yes ✓ No
20. Has your firm ever been terminated from a contract within the last three years? If yes, specify details in an attached written response. ☐ Yes ✓ No
21. Living Wage solicitations only: In determining what, if any, fiscal impact(s) are a result of the Ordinance for this solicitation, provide the following for informational purposes only. Response is not considered in determining the award of the contract.
- Living Wage had an effect on the pricing Yes ☐ No ✓ N/A ☐
- If yes, Living Wage increased the pricing by % or decreased the pricing by %.

Cone of Silence Requirement Certification:

The Cone of Silence Ordinance, Section 1-266, Broward County Code of Ordinances prohibits certain communications among Vendors, Commissioners, County staff, and Selection or Evaluation Committee members. Identify on a separate sheet any violations of this Ordinance by any members of the responding firm or its joint ventures. After the application of the Cone of Silence, inquiries regarding this solicitation should be directed to the Director of Purchasing or designee. The Cone of Silence terminates when the County Commission or other awarding authority takes action which ends the solicitation.

The Vendor hereby certifies that: (check each box)

- ✓ The Vendor has read Cone of Silence Ordinance, Section 1-266, Broward County Code of Ordinances; and
- ✓ The Vendor understands that the Cone of Silence for this competitive solicitation shall be in effect beginning upon the appointment of the Selection or Evaluation Committee, for communication regarding this solicitation with the County Administrator, Deputy County Administrator, Assistant County Administrators, and Assistants to the County Administrator and their respective support staff or any person, including Evaluation or Selection Committee members appointed to evaluate or recommend selection in this RFP/RLI process. For Communication with County Commissioners and Commission staff, the Cone of Silence allows communication until the initial Evaluation or Selection Committee Meeting.
- ✓ The vendor understands that they may communicate with a representative of the Office of Economic and Small Business Development ("OESBD") at any time regarding a solicitation or regarding participation of Small Business Enterprises or County Business Enterprises in a solicitation. OESBD may be contacted at (954) 357-6400. The Cone of Silence also permits communication with certain other County employees (refer to the Cone of Silence Ordinance).
- ✓ The Vendor agrees to comply with the requirements of the Cone of Silence Ordinance.

Drug-Free Workplace Requirements Certification:

Section 21.23(f) of the Broward County Procurement Code requires awards of all competitive solicitations requiring Board award be made only to firms certifying the establishment of a drug free workplace program. The program must consist of:

1. Publishing a statement notifying its employees that the unlawful manufacture, distribution, dispensing, possession, or use of a controlled substance is prohibited in the offeror's workplace, and specifying the actions that will be taken against employees for violations of such prohibition;
2. Establishing a continuing drug-free awareness program to inform its employees about:
 - a. The dangers of drug abuse in the workplace;
 - b. The offeror's policy of maintaining a drug-free workplace;
 - c. Any available drug counseling, rehabilitation, and employee assistance programs; and
 - d. The penalties that may be imposed upon employees for drug abuse violations occurring in the workplace;
3. Giving all employees engaged in performance of the contract a copy of the statement required by subparagraph 1;
4. Notifying all employees, in writing, of the statement required by subparagraph 1, that as a condition of employment on a covered contract, the employee shall:
 - a. Abide by the terms of the statement; and
 - b. Notify the employer in writing of the employee's conviction of, or plea of guilty or nolo contendere to, any violation of Chapter 893 or of any controlled substance law of the United States or of any state, for a violation occurring in the workplace NO later than five days after such conviction.

5. Notifying Broward County government in writing within 10 calendar days after receiving notice under subdivision 4.b above, from an employee or otherwise receiving actual notice of such conviction. The notice shall include the position title of the employee;
6. Within 30 calendar days after receiving notice under subparagraph 4 of a conviction, taking one of the following actions with respect to an employee who is convicted of a drug abuse violation occurring in the workplace:
 - a. Taking appropriate personnel action against such employee, up to and including termination; or
 - b. Requiring such employee to participate satisfactorily in a drug abuse assistance or rehabilitation program approved for such purposes by a federal, state, or local health, law enforcement, or other appropriate agency; and
7. Making a good faith effort to maintain a drug-free workplace program through implementation of subparagraphs 1 through 6.

The Vendor hereby certifies that: (check box)

- ☒ The Vendor certifies that it has established a drug free workplace program in accordance with the above requirements.

Non-Collusion Certification:

Vendor shall disclose, to their best knowledge, any Broward County officer or employee, or any relative of any such officer or employee as defined in Section 112.3135 (1) (c), Florida Statutes, who is an officer or director of, or has a material interest in, the Vendor's business, who is in a position to influence this procurement. Any Broward County officer or employee who has any input into the writing of specifications or requirements, solicitation of offers, decision to award, evaluation of offers, or any other activity pertinent to this procurement is presumed, for purposes hereof, to be in a position to influence this procurement. Failure of a Vendor to disclose any relationship described herein shall be reason for debarment in accordance with the provisions of the Broward County Procurement Code.

The Vendor hereby certifies that: (select one)

- ☒ The Vendor certifies that this offer is made independently and free from collusion; or

The Vendor is disclosing names of officers or employees who have a material interest in this procurement and is in a position to influence this procurement. Vendor must include a list of name(s), and relationship(s) with its submittal.

Public Entities Crimes Certification:

In accordance with Public Entity Crimes, Section 287.133, Florida Statutes, a person or affiliate placed on the convicted vendor list following a conviction for a public entity crime may not submit on a contract: to provide any goods or services; for construction or repair of a public building or public work; for leases of real property to a public entity; and may not be awarded or perform work as a contractor, supplier, subcontractor, or consultant under a contract with any public entity; and may not transact business with any public entity in excess of the threshold amount provided in s. 287.017 for Category Two for a period of 36 months following the date of being placed on the convicted vendor list.

The Vendor hereby certifies that: (check box)

- ☒ The Vendor certifies that no person or affiliates of the Vendor are currently on the convicted vendor list and/or has not been found to commit a public entity crime, as described in the statutes.

Scrutinized Companies List Certification:

Any company, principals, or owners on the Scrutinized Companies with Activities in Sudan List, the Scrutinized Companies with Activities in the Iran Petroleum Energy Sector List, or the Scrutinized Companies that Boycott Israel List is prohibited from submitting a response to a solicitation for goods or services in an amount equal to or greater than \$1 million.

The Vendor hereby certifies that: (check each box)

- ☒ The Vendor, owners, or principals are aware of the requirements of Sections 287.135, 215.473, and 215.4275, Florida Statutes, regarding Companies on the Scrutinized Companies with Activities in Sudan List the Scrutinized Companies with Activities in the Iran Petroleum Energy Sector List, or the Scrutinized Companies that Boycott Israel List; and
- ☒ The Vendor, owners, or principals, are eligible to participate in this solicitation and are not listed on either the Scrutinized Companies with Activities in Sudan List, the Scrutinized Companies with Activities in the Iran Petroleum Energy Sector List, or the Scrutinized Companies that Boycott Israel List; and

- ✓ If awarded the Contract, the Vendor, owners, or principals will immediately notify the County in writing if any of its principals are placed on the Scrutinized Companies with Activities in Sudan List, the Scrutinized Companies with Activities in the Iran Petroleum Energy Sector List, or the Scrutinized Companies that Boycott Israel List.

I hereby certify the information provided in the Vendor Questionnaire and Standard Certifications:

Walter Cooper

*AUTHORIZED SIGNATURE/NAME

President

TITLE

5/25/21

DATE

Vendor Name: **1 Lee Support Services Inc**

* I certify that I am authorized to sign this solicitation response on behalf of the Vendor as indicated in Certificate as to Corporate Principal, designation letter by Director/Corporate Officer, or other business authorization to bind on behalf of the Vendor. As the Vendor's authorized representative, I attest that any and all statements, oral, written or otherwise, made in support of the Vendor's response, are accurate, true and correct. I also acknowledge that inaccurate, untruthful, or incorrect statements made in support of the Vendor's response may be used by the County as a basis for rejection, rescission of the award, or termination of the contract and may also serve as the basis for debarment of Vendor pursuant to PART XI of the Broward County Procurement Code. I certify that the Vendor's response is made without prior understanding, agreement, or connection with any corporation, firm or person submitting a response for the same items/services, and is in all respects fair and without collusion or fraud. I also certify that the Vendor agrees to abide by all terms and conditions of this solicitation, acknowledge and accept all of the solicitation pages as well as any special instructions sheet(s).

Revised May 1, 2021

Supplier: 1 Lee Support Services Inc.

SUBCONTRACTORS/SUBCONSULTANTS/SUPPLIERS REQUIREMENT

Request for Proposals, Request for Qualifications, or Request for Letters of Interest

The following forms and supporting information (if applicable) should be returned with Vendor's submittal. If not provided with submittal, the Vendor must submit within three business days of County's request. Failure to timely submit may affect Vendor's evaluation.

- A. The Vendor shall submit a listing of all subcontractors, subconsultants and major material suppliers (firms), if any, and the portion of the contract they will perform. A major material supplier is considered any firm that provides construction material for construction contracts, or commodities for service contracts in excess of \$50,000, to the Vendor.
- B. If participation goals apply to the contract, only non-certified firms shall be identified on the form. A non-certified firm is a firm that is not listed as a firm for attainment of participation goals (ex. County Business Enterprise or Disadvantaged Business Enterprise), if applicable to the solicitation.
- C. This list shall be kept up-to-date for the duration of the contract. If subcontractors, subconsultants or suppliers are stated, this does not relieve the Vendor from the prime responsibility of full and complete satisfactory performance under any awarded contract.
- D. After completion of the contract/final payment, the Vendor shall certify the final list of non-certified subcontractors, subconsultants, and suppliers that performed or provided services to the County for the referenced contract.
- E. The Vendor has confirmed that none of the recommended subcontractors, subconsultants, or suppliers' principal(s), officer(s), affiliate(s) or any other related companies have been debarred from doing business with Broward County or any other governmental agency.

If none, check the box below on this form. Use additional form(s) in Periscope S2G.

None -

- 1. Subcontracted Firm's Name: **1 Lee Support Services Inc.**
Subcontracted Firm's Address: **528 SE 32nd Street Fort Lauderdale, FL 33316**
Subcontracted Firm's Telephone Number: **754-999-1622**
Contact Person's Name and Position: **Walter Cooper**
Contact Person's E-Mail Address: **1leessinc@gmail.com**
Estimated Subcontract/Supplies Contract Amount: **\$7,000,000**
Type of Work/Supplies Provided: **Janitorial**
- 2. Subcontracted Firm's Name:
Subcontracted Firm's Address:
Subcontracted Firm's Telephone Number:
Contact Person's Name and Position:
Contact Person's E-Mail Address:
Estimated Subcontract/Supplies Contract Amount:
Type of Work/Supplies Provided:
- 3. Subcontracted Firm's Name:
Subcontracted Firm's Address:
Subcontracted Firm's Telephone Number:
Contact Person's Name and Position:
Contact Person's E-Mail Address:
Estimated Subcontract/Supplies Contract Amount:

Type of Work/Supplies Provided:

4. Subcontracted Firm's Name:
Subcontracted Firm's Address:
Subcontracted Firm's Telephone Number:
Contact Person's Name and Position:
Contact Person's E-Mail Address:
Estimated Subcontract/Supplies Contract Amount:
Type of Work/Supplies Provided:

I certify that the information submitted in this report is in fact true and correct to the best of my knowledge.

Walter Cooper
Authorized Signature/Name

President
Title

1 Lee Support Services Inc.
Vendor Name

5/25/21
Date

Revised May 1, 2021

Workforce Investment Program Requirements:

- A. In accordance with [Broward County Workforce Investment Program, Administrative Code, Section 19.211, the Workforce Investment Program](#) (Program) this solicitation is a covered contract if the open-end contract award value exceeds \$500,000 per year or if the individual project value exceeds \$500,000 under a fixed-term contract. The Program encourages Vendors to utilize [CareerSource Broward](#) (CareerSource) and their contract partners as a firstsource for employment candidates for work on County-funded projects, and encourages investment in Broward County economic development through the hiring of economically disadvantaged or hard-to-hire individuals.
- B. Compliance with the Program, including compliance with First Source Referral and the Qualifying New Hires goals, is a matter of responsibility. Vendor should submit the **Workforce Investment Program Certification Form** with its response. If not provided with solicitation submittal, the Vendor must supply within three business days of County's request. Vendor may be deemed non-responsible for failure to comply within stated timeframes.
- C. The following is a summary of requirements contained in the Program. This summary is not all-inclusive of the requirements of the Program. If there is any conflict between the following summary and the language in the Program, the language in the Program shall prevail. In compliance with the Program, Vendor (and/or its subcontractors) shall agree to:
1. be bound to contractual obligations under the contract;
 2. use good faith efforts to meet First Source Referral goal for vacancies that result from award of this contract;
 3. publicly advertise any vacancies that are the direct result of this contract, exclusively with CareerSource for at least five (5) business days;
 4. review qualifications of CareerSource's Qualified Referrals and use good faith efforts to interview Qualified Referrals that appear to meet the required qualifications;
 5. use good faith efforts to hire Qualifying New Hires (as defined by the Program) for at least fifty percent (50%) of the vacancies (rounded up) that are the direct result of this contract;
 6. obtain a hired worker's written certification, attesting to a status as a Qualifying New Hire, Economically Disadvantaged Worker, or Hard-to-Hire worker (if applicable);
 7. retain records relating to Program requirements, including: records of all applicable vacancies; job order requests to CareerSource; qualified referral lists; and records of candidates interviewed and the outcome of the interviews.
 8. provide to the County any documents and records demonstrating Vendor's compliance and good faith efforts to comply with the Program;
 9. submit to the County an annual report by January 31st and within 30 days of contract completion or expiration; and
 10. ensure that all of its subcontractors comply with the requirements of the Program.
- D. Further information about the Program, Vendor's obligations, and the Qualifying New Hire's certification may be obtained on the Office of Economic and Small Business Development website:
broward.org/econdev/Pages/WorkforceInvestmentProgram.aspx. Vendor is responsible for reading and understanding requirements of the Program.
- E. Subcontractors: Vendor's subcontractors shall use good faith efforts to meet the First Source Referral and the Qualifying New Hires goals, in accordance with the Program. The Vendor shall include in any subcontracts a requirement that the all subcontractors comply with the Program

requirements. The Vendor shall be responsible for compliance by any subcontractor with the Program as it applies to their subcontract.

- F. Reporting: Vendor shall maintain and make available to County upon request all records documenting Vendor's compliance and its subcontractors' compliance with the requirements of the Program, and shall submit the required reports to the Contract Administrator annually by January 31 and within thirty (30) days after the conclusion of this contract. Failure to timely comply with reporting requirements shall constitute a material breach of this contract.
- G. Evaluation: The Contract Administrator will document the Vendor's compliance and good faith efforts as part of the Vendor's Performance Evaluation.
- H. Failure to demonstrate good faith efforts to meet the First Source Referral and the Qualifying New Hires goal shall constitute a material breach of this contract.

WORKFORCE INVESTMENT PROGRAM CERTIFICATION

This form(s) should be returned with the Vendor's submittal. If not provided with solicitation submittal, the Vendor must supply information within three business days of County's request. Vendor may be deemed non-responsible for failure to comply within stated timeframes.

In accordance with the Workforce Investment Program

1 Lee Support Services Inc(Vendor) agrees to be bound to the contractual obligations of the Workforce Investment Program, Broward County Administrative Code Section 19.211, requiring our firm to use good faith efforts to meet the First Source Referral Goal and the Qualifying New Hires Goal.

The statement must be signed by an authorized signatory of the firm. Receipt of the signed statement from the Vendor is a matter of responsibility. A firm not offering an affirmative response in this regard will be found "non-responsible" to the solicitation and not eligible for further evaluation or award.

Walter Cooper
AUTHORIZED SIGNATURE/NAME

President
TITLE

5/24/21
DATE

Revised May 1, 2021

Supplier: 1 Lee Support Services Inc.

LOBBYIST REGISTRATION REQUIREMENT CERTIFICATION

The completed should be submitted with the solicitation response but must be submitted within three business days of County's request. Vendor may be deemed non-responsive for failure to fully comply within stated timeframes.

The Vendor certifies that it understands if it has retained a lobbyist(s) to lobby in connection with a competitive solicitation, it shall be deemed non-responsive unless the firm, in responding to the competitive solicitation, certifies that each lobbyist retained has timely filed the registration or amended registration required under Broward County Lobbyist Registration Act, Section 1-262, Broward County Code of Ordinances; and it understands that if, after awarding a contract in connection with the solicitation, the County learns that the certification was erroneous, and upon investigation determines that the error was willful or intentional on the part of the Vendor, the County may, on that basis, exercise any contractual right to terminate the contract for convenience.

The Vendor hereby certifies that: (select one)

- ✓ It has not retained a lobbyist(s) to lobby in connection with this competitive solicitation; however, if retained after the solicitation, the County will be notified.

It has retained a lobbyist(s) to lobby in connection with this competitive solicitation and certified that each lobbyist retained has timely filed the registration or amended registration required under Broward County Lobbyist Registration Act, Section 1-262, Broward County Code of Ordinances.

It is a requirement of this solicitation that the names of any and all lobbyists retained to lobby in connection with this solicitation be listed below:

Name of Lobbyist:

Lobbyist's Firm:

Phone:

E-mail:

Name of Lobbyist:

Lobbyist's Firm:

Phone:

E-mail:

Walter L Cooper, Jr
Authorized Signature/Name

President
TITLE

1 Lee Support Services
Vendor Name

5/24/21
DATE

Revised May 1, 2021

Supplier: 1 Lee Support Services Inc.



Finance and Administrative Services Department

PURCHASING DIVISION

115 S. Andrews Avenue, Room 212 • Fort Lauderdale, Florida 33301 • 954-357-8086 • FAX 954-357-8535

Summary of Vendor Rights Regarding Broward County Competitive Solicitations

The purpose of this document is to provide vendors with a summary of their rights to object to or protest a proposed award or recommended ranking of vendors in connection with Broward County competitive solicitations. These rights are fully set forth in the Broward County Procurement Code, which is available here: <https://www.broward.org/purchasing>.

1. Right to Object

The right to object is available for solicitations conducted through Requests for Proposals ("RFPs"), Requests for Letters of Interest ("RLIs"), or Requests for Qualifications ("RFQs"). In such solicitations, vendors may object in writing to a proposed recommendation of ranking made by an Evaluation Committee. Objections must be filed within three (3) business days after the proposed ranking is posted on the Purchasing Division's website. The contents of an objection must comply with the requirements set forth in Section 21.42(h) of the Procurement Code. Failure to timely and fully meet any requirement will result in a loss of the right to object.

2. Right to Protest

The right to protest is available for RFPs, RLIs, or RFQs and in solicitations conducted through Invitations to Bid ("ITBs") with a value equal to or greater than the Mandatory Bid Amount (i.e. \$100,000). In RFPs, RLIs, or RFQs, vendors may protest a proposed ranking made by an Evaluation Committee. In ITBs, vendors may protest a proposed award.

In all cases, protests must be filed in writing within five (5) business days after a proposed award or ranking is posted in Purchasing Division's website. Additional requirements for a protest are set forth in Part X of the Broward County Procurement Code. Failure to timely and fully meet any requirement will result in a loss of protest rights.

Vendors may appeal the denial of a protest. Appeals may require payment of an appeal bond. Additional requirements for an appeal are set forth in Part XII of the Broward County Procurement Code. Failure to timely and fully meet any requirement will result in a loss of appeal rights.

3. Cone of Silence: Right to Contact OESBD

Please be aware that a Cone of Silence remains in effect for competitive solicitations until a solicitation is completed or a contract is awarded. During that time period, vendors may not contact certain County officials and employees regarding a solicitation. Substantial penalties may result from even an unintentional violation. For further information, please contact the Purchasing Division at 954-357-6066 or refer to the Cone of Silence Ordinance which is available here: <http://www.broward.org/Purchasing/Documents/ConeofSilence.pdf>

Vendors may communicate with a representative of the Office of Economic and Small Business Development ("OESBD") at any time regarding a solicitation or regarding participation of Small Business Enterprises or County Business Enterprises in a solicitation. OESBD may be contacted at (954) 357-6400. The Cone of Silence also permits communication with certain other County employees (please see the Cone of Silence Ordinance at the above link for further details).

Revised May 1, 2021

Supplier: 1 Lee Support Services Inc.

CRIMINAL HISTORY SCREENING PRACTICES CERTIFICATION FORM

The completed and signed form should be returned with Vendor's submittal. If Vendor does not provide it with the submittal, Vendor must submit the completed and signed form within three business days after County's request. Vendor shall be deemed nonresponsive for failure to fully comply within stated timeframes.

Section 26-125(d) of the Broward County Code of Ordinances ("Criminal History Screening Practices") requires that a Vendor seeking a contract with Broward County, in the amount of \$100,000 or more, shall certify that it has implemented, or will implement upon award of the contract, policies, practices, and procedures regarding inquiry into the criminal history of an applicant for employment, including a criminal history background check of any such person, that preclude inquiry into an applicant's criminal history until the applicant is selected as a finalist and interviewed for the position. The failure of Vendor to comply with Section 26-125(d) at any time during the contract term shall constitute a material breach of the contract, entitling Broward County to pursue any remedy permitted under the contract and any other remedy provided under applicable law. If Vendor fails to comply with Section 26-125(d) at any time during the contract term, Broward County may, in addition to all other available remedies, terminate the contract and Vendor may be subject to debarment or suspension proceedings consistent with the procedures in Chapter 21 of the Broward County Administrative Code.

By signing below, Vendor certifies that it is aware of the requirements of Section 26-125(d), Broward County Code of Ordinances, and certifies the following: (check only one below).

✓ Vendor certifies it has implemented, or will implement upon award of the contract, policies, practices, and procedures regarding inquiry into the criminal history of an applicant for employment, including a criminal history background check of any such person, that preclude inquiry into an applicant's criminal history until the applicant is selected as a finalist and interviewed for the position.

Vendor is exempt from the requirements of Section 26-125(d) of the Broward County Code of Ordinances because Vendor is required by applicable federal, state, or local law to conduct a criminal history background check in connection with potential employment at a time or in a manner that would otherwise be prohibited by this section, or because Vendor is a governmental agency.

AUTHORIZED SIGNATURE/ NAME: Walter Cooper

VENDOR NAME: 1 Lee Support Services Inc.

TITLE: President

DATE: 5/11/21

Revised May 1, 2021