

Broward County Aviation Department

# ANNUAL REPORT 2018



Fort Lauderdale-Hollywood International Airport  
North Perry Airport

# Welcome Message

---

## MESSAGE FROM THE MAYOR

**Mark D. Bogen**

Mayor, Broward County Board of County Commissioners

We are very proud of the Fort Lauderdale-Hollywood International Airport (FLL) in Broward County!

In 2018, approximately 36 million people used our airport, pushing the passenger growth rate up 10.6 percent from the year before. Passenger traffic has increased by more than 11 million travelers in the last five years!

I believe our outstanding growth rate is directly tied to our services and accommodations. We offer more than 350 departures daily, provided by 30 airlines that transport people to destinations worldwide. As you will read in this report, the increase in passenger traffic is mainly due to the exponential growth by our three largest airlines: JetBlue, Southwest and Spirit.

Our unique mix of low-cost carriers, coupled with the service of long-established airlines such as American, Delta and United, and international airlines such as Air Canada, Azul, Copa and Emirates, means that every traveler is just one step away from anywhere in the world. We are also finalizing a new Master Plan that will address the future needs of the airlines that service our area and the passengers who use them.

This past year we opened more than 20 new dining and shopping venues, and we will be adding another dozen or so by the end of 2019. We have some unique stores where you can find clothes and gear at places like Harley Davidson, MAC cosmetics, Rip Curl, Tech on the Go and Island of Bahama.

Over the years, we have invested billions of dollars into FLL to create the best travel experience for those who live here and the 15 million-plus visitors who come to Broward County each year.

Thank you for using the Fort Lauderdale-Hollywood International Airport. We appreciate your business!



A handwritten signature of Mark D. Bogen in black ink, located in the bottom right corner of the page.

# Welcome Message



## MESSAGE FROM THE COUNTY ADMINISTRATOR

**Bertha Henry**

Broward County Administrator

As the fastest growing large-hub airport in the U.S. with 36 million passengers passing through in 2018, Broward County's Fort Lauderdale-Hollywood International Airport (FLL) continues to strengthen its position as an airport of choice. The airport's impressive rise in passenger numbers hasn't been the result of focusing merely on rapid commercial growth but instead on a wide range of areas that are critical to creating real sustainable growth.

Our investments in infrastructure and guest amenities, totaling \$3.2 billion, and our efforts to attract and retain new business at FLL is positioning us well for the future. As one of the County's largest economic engines, I am confident that our investments, along with the major public-private partnerships generating new jobs in our community, will allow the airport to be a dominant leader nationally and internationally.

I'm extremely proud of all the initiatives outlined in the proposed Master Plan that will continue to be key growth drivers for FLL going forward. Notable for 2019 are visual paging monitors for passengers who are hearing impaired, a new crosswalk signalization feature for the airport's roadway and partnering with our airlines and Department of Homeland Security agencies to utilize biometrics for verifying and screening passengers.

I encourage you to learn much more in the following pages and see how FLL is expanding by the numbers to best serve our community.

A handwritten signature in black ink that reads "Bertha Henry". The signature is written in a cursive, flowing style.

# Welcome Message

## MESSAGE FROM THE CEO/AVIATION DIRECTOR

**Mark E. Gale**  
CEO/Aviation Director

Welcome to our 2018 Annual Report, a holistic review of the past year at Broward County's Fort Lauderdale-Hollywood International Airport (FLL) and North Perry Airport (HWO), our general aviation reliever airport.

Our Report highlights recent accomplishments and also identifies exciting new plans for our future. We outline our very diverse air service portfolio, with a robust array of partner airlines and destinations served. The Report also reviews the history of both our airports and looks at how they serve our communities today. As part of a \$3.2 billion capital improvement program, we showcase new infrastructure and amenities designed and delivered to enhance the guest experience for our patrons and improve the overall safety, security and efficiency of airport operations.

Airports fuel regional economies and are critically important to the communities they serve. Recently, a consultant was commissioned to review FLL's operation and associated economic impact. The study findings estimated that FLL generated over 255,000 direct, indirect and induced jobs. The consultant measured impacts in the Fort Lauderdale Metropolitan area and Broward County. Coupled with spending by visitors, FLL's total economic impact was estimated at \$37.5 billion annually. Additionally, the Florida Department of Transportation recently completed an analysis of North Perry Airport, one of the busiest general aviation reliever airports in the nation, and concluded it had an annual economic impact of almost \$120 million. Clearly, both of Broward County's owned and operated airports contribute significantly to the overall health and stability of our regional economy.

Always looking forward, the Broward County Aviation Department is committed to working with all of our stakeholders and playing a pivotal role in helping to drive economic development and connecting our patrons to the world.



A handwritten signature in black ink, appearing to read "Mark E. Gale".

# Overview | Broward County Aviation Department



The Broward County Aviation Department (BCAD) operates the Fort Lauderdale-Hollywood International Airport (FLL) and its general aviation facility, North Perry Airport (HWO). FLL is a large-hub airport with commercial airline service since 1953. The airport is one of Broward County's most impactful economic engines driving business and travel through one of Florida's most popular locations. Currently there are more than 18,000 employees at FLL.

Established in 1929 as Merle Fogg Field, FLL will mark its 90 year anniversary in 2019.

## MISSION STATEMENT

To be South Florida's airport of choice providing global connectivity at a low cost and an exceptional guest experience.

## CORE VALUES

- Innovation
- Ethics
- Respect
- Excellence

## PILLARS

- Guest Experience
- Employee Development and Engagement
- Financial Responsibility
- Stakeholder Engagement and Partnerships
- Planning

## FLL BY THE NUMBERS

In fiscal year (FY) 2018 (October 1, 2017-September 30, 2018), FLL handled 35,284,926 passengers, up 11.4 percent over FY 2017, making it the fastest growing large-hub (more than 1 percent of the national departing passengers) airport in the U.S.

According to Airports Council International for FY 2018, FLL ranked 18th overall in passenger traffic, 10th in total international passengers and 14th in domestic origin and destination (O&D) passengers. The airport currently has 54 percent of the regional market share for domestic O&D traffic, more than Miami International Airport (MIA) and Palm Beach International Airport (PBI) combined.

FLL has had five consecutive calendar years of double-digit growth in international traffic. In 2019, passenger traffic is expected to increase by 1.4 percent during the first nine months. Commercial operations at FLL have increased by 34 percent in the last five years.



## FLL By-The-Numbers

**8.3M**  
International  
Passengers

**350+**  
Daily Departures  
FY 2018

**35.2 M**  
Passengers FY 2018

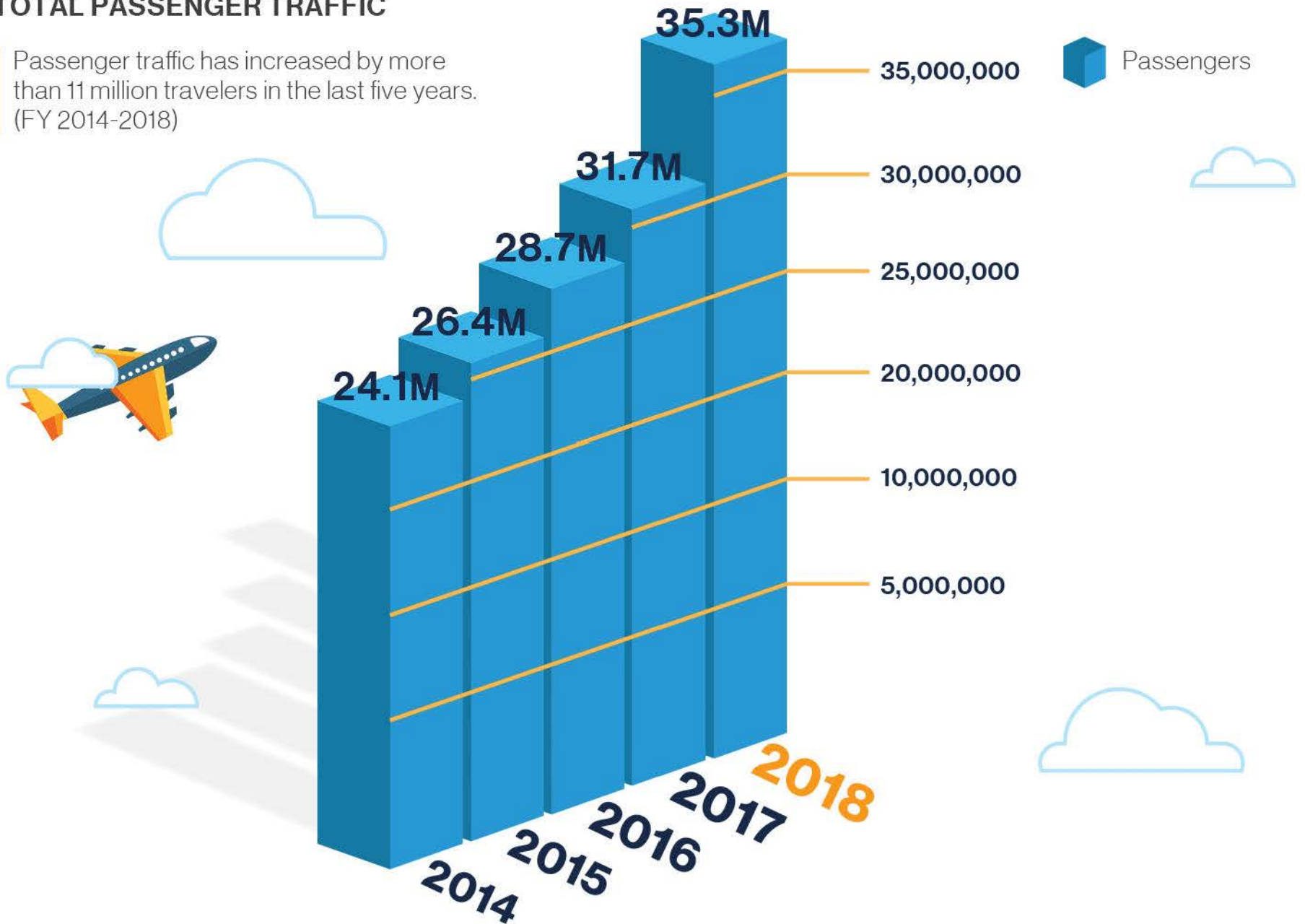
**30**  
Airlines

**4**  
Terminals

**3**  
Parking  
Garages

## TOTAL PASSENGER TRAFFIC

Passenger traffic has increased by more than 11 million travelers in the last five years. (FY 2014-2018)



## FLL THEN

FLL's roots can be traced back to a golf course. Ninety years ago people played golf here until the nine-hole course was converted to a landing strip named after aviation pioneer Merle Fogg, pictured on the left in the photo below. During World War II, the U.S. Navy took advantage of the strategic location of Merle Fogg Field and transformed it into Naval Air Station Fort Lauderdale. The naval base trained pilots for battle here using Fort Lauderdale beach and the surrounding area as their torpedo bombing site.

FLL's storied history began in 1948 when Broward County assumed control of the facility. In 1959, the airport was dedicated as Broward County International Airport.







## FLL TODAY

FLL is located in the heart of the Gold Coast in South Florida, 21 miles north of MIA and 42 miles south of PBI. This strategic location provides a catchment area of more than six million people.

The airport is the epicenter of a thriving global transportation network, and its growth has been fueled by a booming cruise market, a growing international population, the addition of new airlines and expanding networks of other carriers.

Recently, FLL welcomed premier airlines such as British Airways, Emirates and Norwegian to destinations never before served in the airport's history. Its unique location, less than two miles from the county-owned seaport, Port Everglades, makes it the closest airport/seaport connection in the nation.

This unique connectivity creates a synergy that is nurtured by Broward County and valued by cruise passengers. Because FLL's fares are lower, cruise travelers often choose FLL as their gateway to PortMiami as well.

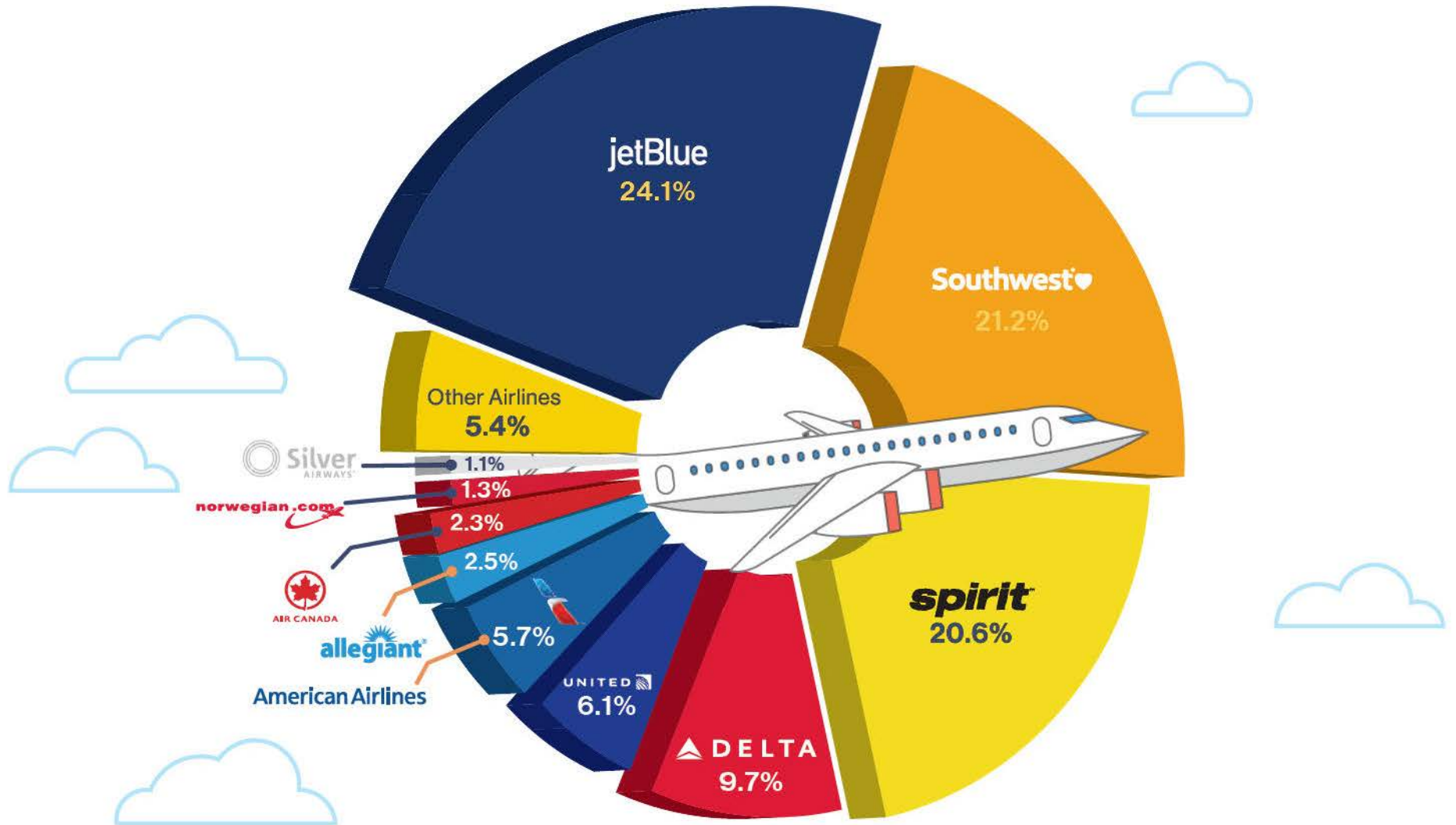
## FLL'S PASSENGER TRAFFIC BY AIRLINE | FY2018

AIRLINE	DOMESTIC	INTERNATIONAL	TOTAL
JetBlue Airways	6,317,513	2,291,129	8,608,642
Southwest Airlines	6,376,890	1,072,120	7,449,010
Spirit Airlines	5,237,841	1,836,281	7,074,122
Delta Air Lines	3,427,905	-	3,427,905
United Airlines	2,155,236	-	2,155,236
American Airlines	1,917,947	181,933	2,099,880
Allegiant Air	855,032	-	855,032
Air Canada	-	819,142	819,142
Norwegian Air Shuttle	-	449,647	449,647
Silver Airways	210,481	194,492	404,973
AZUL Linhas Aereas	-	306,746	306,746
Bahamasair	-	254,796	254,796
Caribbean Airlines	-	210,222	210,222
Alaska Airlines	202,967	-	202,967

## FLL'S PASSENGER TRAFFIC BY AIRLINE | FY2018

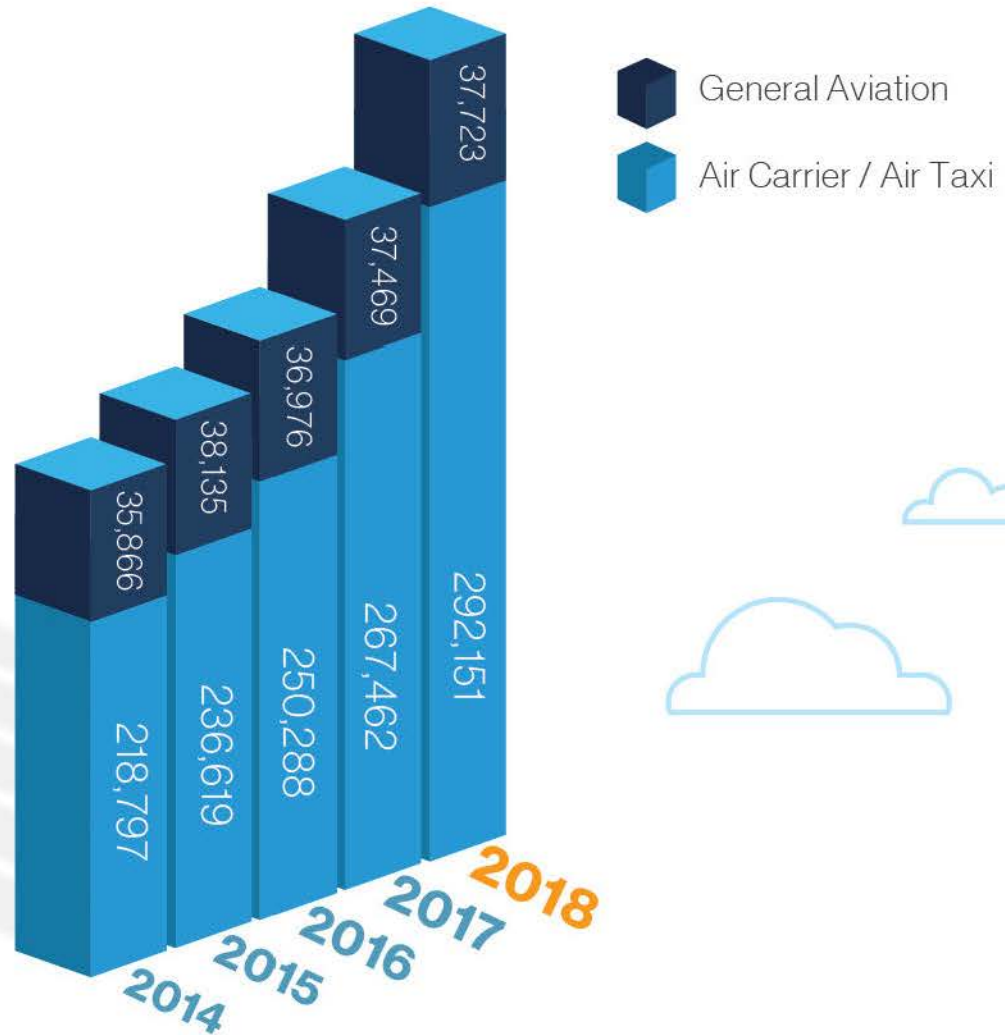
AIRLINE	DOMESTIC	INTERNATIONAL	TOTAL
WestJet	-	186,103	186,103
Virgin America	171,112	-	171,112
Emirates	-	115,186	115,186
Avianca Airlines	-	100,504	100,504
Air Transat	-	94,370	94,370
Sunwing Airlines	-	71,137	71,137
British Airways	-	58,446	58,446
Tame Airlines	-	54,618	54,618
Endeavor Airlines	20,024	-	20,024
GoJet Airlines	15,238	-	15,238
SkyWest Airlines	13,096	-	13,096
IBC Airways Inc.	463	7,850	8,313
Sun Country Airlines	1,708	-	1,708
Frontier Airlines	931	-	931
ExpressJet Airlines	112	-	112
Republic Airways	10	-	10
<b>TOTAL</b>	<b>26,980,204</b>	<b>8,304,722</b>	<b>35,284,926</b>

## FLL'S TOP 10 AIRLINES BY MARKET SHARE | FY2018



## TOTAL AIRCRAFT OPERATIONS

In the last five years (FY 2014-2018) commercial operations (air carrier and air taxi) have increased by 34 percent or more than 200 flights a day.



# FLLying High at FLL

## DIVERSE AIR SERVICE PORTFOLIO – GLOBAL CONNECTIVITY

FLL offers a diverse air service portfolio that ranges from low-cost carriers like JetBlue, Southwest and Spirit to established legacy carriers such as American, Delta and United, to world-class international airlines like Emirates, British Airways, Copa and Air Canada, among others. With this wide range of domestic and international carriers, you are one stop away from almost anywhere in the world.

In FY 2018, FLL's airlines on average offered 350 daily departures to 81 destinations in the U.S. and 60 international destinations in 34 countries around the world.

From FY 2015 to FY 2018, available seats by our three largest carriers increased as follows:





## MORE GOOD NEWS

The arrival of wide-body international carriers like Emirates, Norwegian Air Shuttle, and Azul have contributed to the growth of passenger traffic at FLL. Additionally, these carriers helped position FLL as the alternate gateway to transatlantic and long haul international operations.

From FY 2015 to FY 2018, Azul increased seat capacity by 79 percent and added new service to other destinations in Brazil, including Belem and Recife. Azul began service between Fort Lauderdale and Sao Paulo, Brazil in December 2014.

During the same period, Scandinavian low-cost carrier Norwegian increased seat capacity by 143 percent and added new nonstop service to destinations in Europe and the Caribbean, including Paris, France; Barcelona, Spain; Fort-de-France, Martinique and Pointe-a-Pitre, Guadeloupe. Norwegian commenced operations at FLL in late 2013 with nonstop service to Oslo, Norway; Copenhagen, Denmark and Stockholm, Sweden.

The arrival of British Airways from London in July 2017 and Emirates from Dubai in December 2016 have contributed to growth of passenger traffic.

---

## NEW SERVICE BY FLL'S AIRLINES

To ensure air service at FLL continues to meet the demands of tourism and the business community, FLL partners with the Greater Fort Lauderdale Convention & Visitors Bureau, Broward County's Port Everglades, the Greater Fort Lauderdale Alliance, and local Chambers of Commerce. The airport recognizes the importance of these partnerships in attracting new service from potential global markets in South America, Europe and Asia.

Much of the work we do with our partners, aids in the marketing of Broward County. By understanding their needs, we can help attract new businesses to the area.





## NEW SERVICE BY FLL AIRLINES | FY2018

AIRLINE	DESTINATION	DATE
Norwegian	Fort-de-France, Martinique	October 2017
JetBlue	Salt Lake City, Utah	November 2017
Allegiant	Milwaukee, Wisconsin	November 2017
Southwest	San Jose, Costa Rica	November 2017
Southwest	Punta Cana, Dominican Republic	November 2017
Southwest	Providenciales, Turks & Caicos	November 2017
Delta	Salt Lake City, Utah	November 2017
Allegiant	Norfolk, Virginia	December 2017
Azul	Belem, Brazil	December 2017
Spirit	Columbus, Ohio	February 2018
Southwest	Oranjestad, Aruba	March 2018
JetBlue	Atlanta, Georgia	March 2018
Spirit	Richmond, Virginia	March 2018
Spirit	Guayaquil, Ecuador	March 2018
Spirit	Cap Haitien, Haiti	April 2018
Spirit	Seattle, Washington	April 2018
Azul	Recife, Brazil	May 2018
JetBlue	Santiago, Dominican Republic	June 2018
Spirit	St. Croix, U.S. Virgin Islands	June 2018
Southwest	San Antonio, Texas	July 2018
Spirit	Asheville, North Carolina	September 2018
Spirit	Greensboro, North Carolina	September 2018

# Dining and Shopping

## CONCESSIONS

In 2018, FLL's concessions program was in high gear, opening 20 new restaurants, shops and duty-free locations. The new dining and retail options represent a mix of local and national brands offering expanded menus of gourmet options and greater assortments of name brand merchandise. The airport will continue to expand its concessions portfolio and expects to open more than 10 new locations in 2019. The concessions program is focused on bringing travelers new and exciting award-winning concepts to continue enhancing the overall guest experience at FLL. When the program is completed, FLL will have more than 100 new concession offerings.

### OPENED IN 2018

**Auntie Anne's** - Terminal 1B/C Connector  
**Tropical News Kiosk** - Terminal 4 G East  
**Burger King** - Terminal 4 G East  
**5th & Sunset** - Terminal 1B/C Connector  
**Harley Davidson** - Terminal 1B/C Connector  
**Rip Curl** - Terminal 1B/C Connector  
**Hudson Intracoastal News** - Terminal 1 B  
**La Cucina** - Terminal 3  
**Kafe Kalik** - Terminal 4 G East  
**Hudson/Ink** - Terminal 1B/C Connector  
**Air Margaritaville** - Terminal 1B/C Connector

**Pizza Inn Express** - Terminal 3  
**Sweet Indulgences** - Terminal 1 B/C Connector  
**M.A.C** - Terminal 1B/C Connector  
**Broward Duty-Free** - Terminal 4 G East  
**Broward Duty-Free** - Terminal 1 B/C Connector  
**Market Food & Wine Kiosk** - Terminal 3 E  
**Hudson** - Terminal 1B  
**Island of Bahama** - Terminal 1 B  
**Desigual** - Terminal 1B

**Offerdahl's** - Terminal 1C  
**Red Stripe** - Terminal 1B  
**Whisky River** - Terminal 1B  
**Rocco's Tacos & Tequila** - Terminal 1C  
**Flash Fire Pizza** - Terminal 2 D

**Shake Shack** - Terminal 2 D  
**Bokampers Sports Bar & Grill** - Terminal 3  
**Bijoux Turner** - Terminal 4 G West  
**Newslink** - Terminal 1C  
**Tech on the Go** - Terminal 1C  
**Today Show** - Terminal 3 F  
**3Sixty Duty Free** - Terminal 3/4 Connector

### COMING IN 2019





## FUN FACTS

Milestone quantities of food, beverages, and merchandise sold or served during peak periods in 2018.



**13,400**  
Pounds of candy  
(June 2018)



**4,000**  
Tequila Shots

**HARVEST**  
BAKERY & COFFEE  
**GROUNDS**  
**109,000**  
Muffins



**94,457**  
Shakes



**326,000**  
Chicken Nuggets  
(Feb - Sept 2018)



**10,258**  
Signature burgers



**157,612**  
Pretzels  
(Feb 2018)



**STARBUCKS**  
**74,880**  
Pounds of coffee  
brewed



**45,618**  
Margaritas  
(May - Sept 2018)



**156,054**  
Liters of *alcohol*



**25,605**  
Units of *perfume*



**31,657**  
Units of *candy*



**30,620**  
Cartons of *tobacco*

# New Airport Amenities and Initiatives


## INTRODUCTION

BCAD is always striving to improve operations and the guest experience at FLL. In recent years, the airport has built new terminals and upgraded existing ones as part of a \$3.2 billion modernization and expansion project. Recent milestones included the opening of Terminal 4 Concourse G East (December 2017), Terminal 1 Concourse A (July 2017), the Terminal 3/4 Connector Bridge (November 2016) and Terminal 4 Concourse G West (July 2015). The upgraded concourses' guest amenities include contemporary bathrooms, in-seat gate area electrical charging ports, new public art, and enhanced shopping and dining venues. By the end of 2019, Terminal 4's enhancements will include new U.S. Customs and Border Protection (CBP) technology, advanced baggage handling system equipment, a new meet-and-greet area and additional passenger queuing space.

Here's a sample of recently-added amenities and initiatives at FLL:

- ✈️ **Airport Employee Emergency Training:** BCAD launched this new and ongoing training program to prepare airport employees to respond to emergencies such as active threats, hurricanes and aircraft incidents. More than 15,000 employees completed the mandatory training in 2018.
- ✈️ **Baby Oasis:** Six lactation suites were introduced for traveling moms who prefer a private refuge to nurse their infants while in a busy airport environment. The pod-like nursing suites feature two benches, a fold-down table, electrical outlet and a lockable door. The suites can comfortably fit a mom, luggage, additional children, a partner, and/or a stroller.
- ✈️ **Virtual Ramp Control:** In October 2017, FLL became the first U.S. airport to implement this unique solution to enhance safety and efficiently direct aircraft to and from the gates, using sophisticated cameras and technology.





✈️ **CLEAR:** a biometrics-powered secure identification program offered in more than 45 airports and stadiums nationwide, is now available to travelers in Terminals 1 and 2 at FLL. CLEAR uses biometrics, including fingerprints and iris scans, to verify identities of enrolled members, before expediting them through a dedicated security checkpoint lane to Transportation Security Administration (TSA) screening.

✈️ **Distressed Passenger Program:** This initiative was developed to address the needs of passengers who become stranded at FLL due to circumstances beyond their control (i.e., weather, other significant airline related events, or airport emergencies). The Guest Experience Team oversees this effort. The program provides lodging, food, toiletries, comfort and a safe environment when there are flight cancellations, and more than 10 passengers remain in the airport terminals overnight.

✈️ **Dormakaba (Kaba) Secure Exit Doors:** This new exit lane technology was installed in Terminal 1 in two locations at Concourse B and C in 2018. This technology employs alarms and closed circuit television for breach control and is designed to eliminate the need for staffing at exit lanes.

✈️ **Operation Safeguard Training Exercise:** An "Active Shooter Drill" was conducted in April 2018 to train and familiarize airport employees with FLL's emergency procedures in partnership with the Broward Sheriff's Office (BSO) Law Enforcement and Fire Rescue Divisions, the TSA, CBP as well as other airport stakeholders. Similar exercises will be scheduled regularly.

✈️ **Service Animal Relief Area (SARA):** FLL is adding more amenities for travelers with pets as part of its ongoing terminal modernization and expansion programs. To date, we have opened SARAs in three locations in Terminal 1. The indoor pet bathrooms feature artificial grass, fire hydrant and drainage system for sanitation purposes, and cleaning supplies. The new SARAs complement FLL's outdoor pet relief areas located curbside on the lower level. More SARAs are planned for other terminals.

# Community Engagement/Special Events

- ✈ The 6th Annual Autism in Flight was held on May 16, 2018, with fourth and fifth graders from Broward County elementary schools. This is an annual collaboration between FLL, Broward County Public Schools (BCPS), JetBlue Airways, TSA and BSO. The event provides students with autism and their families a simulated travel experience making future travel more relaxed and less stressful.
- ✈ FLL actively participates in The Expo, an annual family-friendly exposition catering to people with disabilities. The last Expo was held on October 27, 2018, on the campus of Nova Southeastern University in Davie, Florida. Inspiring activities and resources were displayed to educate and assist the disability community.
- ✈ Each year, FLL partners with the BCPS to provide passengers with a week of music and dance. This event, which marked 31 years in 2018, is called the Winter Festival of Music. The diverse student talent showcase includes bands, orchestras, choirs, roaming carolers and dancers.
- ✈ FLL's Americans with Disabilities Act Access Committee meets quarterly. The members consist of individuals who have a disability and are disability advocates. The committee reviews the airport to ensure it is accessible to all passengers.





## PUBLIC ART AT FLL

BCAD has showcased public art at the airport since the county's Public Art & Design Program began in 1976. The airport's public art collection currently includes more than 60 artworks that vary in character, quality and expression. For example, a stainless steel sculpture graces the entry to the Greenbelt Park immediately south of FLL on Griffin Road. The artwork exudes beauty and represents motion, a perfect match for its placement near our South Runway. In the airport's Rental Car Center (RCC), the entrance portals bring light and glass together in a subtle but beautiful vision of architecture, engineering, and art. An award-winning terrazzo floor, inspired by Florida's mangrove islands, spans the RCC facility on Levels 2, 3 and 4. You might not realize these are artworks, but if you have a keen eye, you'll undoubtedly appreciate their unique vibe.

### A Delightful Variety of Artworks

Inside FLL's terminals are paintings, sculptures, quilts, mosaic and terrazzo floors, sound art, photography and an art exhibition program, *En Plane Air*, showcasing artworks by Broward-based youth.

Among the works of art on display for airport visitors to enjoy is a lifelike sculpture by one of Fort Lauderdale's most recognized artists, the late Duane Hanson.

A new exhibit garnering travelers' attention is the inaugural *I Bet You Didn't Know* Employee Art Exhibition, which showcases more than 40 works of art in the walkway connector between Terminals 3 and 4. The exhibit features the creativity and artistic abilities of 22 different artists at FLL who work as flight attendants, customer service representatives, project managers, pilots and BCAD employees, including our CEO/Director of Aviation, Mark Gale.

The *I Bet You Didn't Know* exhibit rotates every six months to allow other employees to share their artwork with airport guests and employees.



**LINK TRAINER BUILDING #8**

... Fort Lauderdale (NASFL), a complex of over 900  
... on the site of Morte Fogg Field in 1942 and  
... specialty schools for training on the  
... Nineteen-year old pilot Ensign  
... as president of the Union  
... pent several seasons in this  
... simulator commonly known as  
... n. Inc. On December 3, 1945,  
... ngers, Flight 19, disappeared  
... rmuda Triangle. In 1979 the  
... med by Navy veteran Allan  
... tion and history enthusiasts  
... to restore as a museum for  
... the important role this base  
... the help of Broward County  
... lding was relocated to its  
... ink Trainer Building No. 8 is  
... SFL, and the only military

**AND HONOR OUR HEROES**

BY SITE  
... SPECIAL HISTORICAL SOCIETY  
... 1971





## NAVAL AIR STATION FORT LAUDERDALE MUSEUM

Naval Air Station Fort Lauderdale (NASFL) was built on the site of Merle Fogg Field in 1942 as part of the national defense program and served as one of 257 air stations during World War II. It was one of a few specialty training schools for the American torpedo bomber (TBM/TBF Avenger) aircraft. NASFL had a significant impact on the growth and economy of South Florida and the United States as a whole. If it were not for the efforts of the late Allan McElhiney, founding father of NAS Fort Lauderdale Historical Association and Museum, Building 8 would have been demolished decades ago. McElhiney served in WWII and Korea and felt it was important to preserve Naval and FLL history.

The Link Trainer Building 8 once housed six to eight Link Trainer flight simulators, a critical pilot training aid during WWII. More than 500,000 U.S. pilots received training on the Link simulators, many of them at NASFL, according to historical records. Of note, the late U.S. President George H. W. Bush lived at NAS as a 19-year-old Ensign where he received torpedo/bomber pilot training. Today, Building 8 is the only remaining structure on the naval base property that once housed a complex of more than 200 buildings. Over the decades, Building 8 has become a popular attraction for aviation and military enthusiasts alike as home to the NASFL Museum, which today is:

- ✈ Listed on the National Register of Historic Places
- ✈ A Florida Heritage Site
- ✈ Home of Flight 19, whose aircraft and crew disappeared on December 5, 1945, without a trace, to become one of the great aviation mysteries
- ✈ The site of an award-winning sustainable butterfly garden with a Flight 19 memorial

Among the museum's exhibits are a recreated soldier's barracks, Flight 19 history, uniforms, flight gear, medals, insignia, ship plaques, original naval paintings, cartoons, lithographs, and a photo collection of more than 10,000 images. Outdoor artifacts include WWII torpedoes from a submarine and TBM/TBF Avenger, an anti-aircraft gun, and an anti-submarine Hedgehog bomb.

# Awards, Recognition and Accolades

- The Federal Aviation Administration (FAA) awarded zero discrepancies to FLL for an outstanding annual safety inspection
- National Association of County Information Officers' (NACIO) Meritorious Award in the category of Ceremonies or Community Events for "World War II Veteran Surprise Recognition"
- NACIO Excellence Award in the category of News Releases for "Holiday Travel News Release"
- Eagle Award Winner: Moss & Associates for FLL Terminal One Modernization Program (Mega Projects, \$200 - \$300 Million)
- S&L Specialty Contracting Inc., received the Randy Jones Award for Excellence in Airport Noise Mitigation Abatement and Management from American Association of Airport Executives/Airport Council International-North America
- Airport Improvement Magazine profiled FLL's Terminal 1 project in an article titled: "Fort Lauderdale-Hollywood International Partners with Southwest to Renovate Terminal & Expand Capacity"





# Airport Development

---

## TERMINAL MODERNIZATION PROGRAM

In 2018, FLL opened an additional 70,000 square feet of facilities, which positively contributed to the customer experience. New concessions have provided several choices to our traveling customers. These improvements reflect more than \$700 million in payments to our consultants and contractors, which had a direct economic impact on Broward County.

Significant accomplishments of 2018 include:

### Terminal 1

- ✈ Terminal 1 B/C Connector
- ✈ New Central A-C Security Checkpoint
- ✈ Exit Lane Security Breach Control at Concourse B & C
- ✈ Baggage Handling System Crossover

### Terminal 2

- ✈ Delta Inflight Lounge
- ✈ Delta Interim Sky Club
- ✈ Temporary BCAD Operations, Delta & TSA spaces
- ✈ Reopening of Gate D5

### Terminal 3

- ✈ New ticket offices for American Airlines, Azul, Norwegian Airlines, Emirates Airline, as well as BCAD Volunteer and Sky Cap offices
- ✈ New north and south arrivals level restrooms
- ✈ VIP/Dignitary Reception Area

### Terminal 4

- ✈ U.S. Customs and Border Protection (CBP) Federal Inspection Station (FIS) interim secondary processing area
- ✈ CBP FIS International Baggage Hall
- ✈ Terminal 4 West substantially completed
- ✈ Demolition of Concourse H



# Vision for the Future

## FLL MASTER PLAN

An airport's Master Plan is a comprehensive study that provides a roadmap for fulfilling the facility's short-, mid-, and long-term needs. BCAD is completing FLL's Master Plan update to ensure the airport is positioned to serve the future aviation needs of Broward County.

When completed, FLL's Master Plan update will:

- ✈ Identify capital improvements to meet capacity and operational needs through 2035 and beyond
- ✈ Diversify customer amenities and offerings while enhancing the overall customer experience
- ✈ Balance environmental, social, and economic impacts

In 2018, public/stakeholder outreach included:

- ✈ FAA / Florida Department of Transportation/Metropolitan Planning Organization Briefings
- ✈ Airport Airline Affairs Committee Briefings
- ✈ FLL Public Open House Workshop
- ✈ Board of County Commissioners Briefing
- ✈ Policy and Technical Advisory Committee Meetings – comprised of representatives from the Broward County community including Chambers of Commerce, business and tourism associations, regulatory agencies, and airport tenants and airlines.

For more information, please visit [fll.net/masterplan](http://fll.net/masterplan).





## PART 150 NOISE STUDY

In 2018, BCAD continued its work on the Part 150 Noise and Land Use Compatibility Study. A Part 150 Study is a voluntary process that airports can undertake to address aircraft noise concerns. This study includes creating Noise Exposure Maps (NEMs) and a Noise Compatibility Program (NCP). BCAD believes that public outreach is critical to the success of this study. FLL's Part 150 effort includes engaging a range of stakeholders in a project Technical Committee comprised of aircraft operators, local jurisdictions, the Noise Abatement Committee, various Chambers of Commerce, the Broward County School Board and the FAA. A Study Coordination Committee with representatives from eight nearby jurisdictions promotes the study activities and opportunities for public engagement.

The Part 150 achieved a significant milestone in late 2018 with the issuance of the draft NEM report for public review. A draft NCP report should be ready in late 2019 for submission to the FAA in 2020. For more information, visit [flpart150.com](http://flpart150.com).







## ENVIRONMENTAL INITIATIVES

BCAD is dedicated to minimizing the airport's impact on the environment while increasing its operational efficiency, economic viability, and social responsibility. To that end, the Aviation Department has integrated sustainability into the airport's day-to-day management and overall operations, long-term business strategy and future development.

FLL's current environmental initiatives include:

- ✈ A Park Assist camera-based system in garages, which guides motorists to open parking spaces reducing idling, fuel consumption and air emissions
- ✈ Recycling Program where more than two million pounds of aluminum, plastic, glass, paper, and cardboard are recycled annually
- ✈ Use of high-efficiency heating, ventilation, air conditioning, and lighting systems
- ✈ Storm Water Pollution Prevention Program to protect natural waterways
- ✈ Low-flow water fixtures and automatic shut-off faucets in airport restrooms
- ✈ A fleet of biodiesel and hybrid-electric buses, trams, and vehicles

# Noise Mitigation Program

## RESIDENTIAL SOUND INSULATION PROGRAM

Properties within the City of Dania Beach that fall within the 65+ Day-Night Average Sound Level (DNL) noise contour and adjacent approved areas are eligible for voluntary sound insulation improvements. These acoustical treatments are designed to achieve a reduced interior noise level of 45+ DNL in a home and include upgrading windows, doors and ventilation systems. At the end of 2018, of the 1,224 participating homes, 842 received sound insulation. The remaining houses are expected to be completed in 2019.

## STANDARD SALES ASSISTANCE & CONVEYANCE AND RELEASE PROGRAM

This federal program is a first of its kind in the country and represents an enhancement over a regular aviation\* easement acquisition. It was tailored as part of the agreements between Dania Beach and Broward County.

The Standard Sales Assistance Program (SSA) provides eligible homeowners with the option to sell their homes on the open market and relocate outside the 65+ DNL noise contour area. No homeowners participated in the SSA.

The Conveyance and Release Program (CAR) instead offers eligible homeowners (who do not want to sell their property) a benefit payment from Broward County in exchange for a recorded CAR agreement on their property. The CAR agreement acknowledges the property is affected by aircraft overflights and the associated effects, including noise, light, and emissions, granting Broward County free, unrestricted, and unobstructed use of the airspace.

In 2018, of the 640 eligible CAR homeowners 462 agreements were finalized. The anticipated completion date for this program is the first quarter of 2020.

### Notes:

\* An aviation easement is a right acquired by the airport from the homeowner for the use of the airspace above the property at a specified height.



# Future Development at FLL

## OVERVIEW

As BCAD strives to identify and implement capital improvements across FLL to address growing passenger demand and future operational needs, on-airport businesses are expanding their facilities or developing new projects in tandem to achieve similar goals. Today, as one of America's fastest-growing large-hub airports, FLL's future looks bright. Development projects in the pipeline include two new or expanded multimillion-dollar Fixed Base Operator (FBO) terminal and hangar complexes and a new airline Maintenance Repair and Overhaul facility.

Recently completed and ongoing expansion projects include:

- ➔ Sheltair Aviation's new \$30 million FBO complex expansion with 145,000 square feet of hangar and office space officially opened in January 2018. In all, Sheltair's FLL complex now offers more than 540,000 square feet of hangar, office and terminal space across its campus on the west and north sides of the airport.
- ➔ Ground was broken in January 2019 for Jetscape FBO's new 25-acre terminal/office/hangar facility along Lee Wagener Boulevard. The \$31 million project, pending final approvals, is expected to debut in 2020.
- ➔ Airside Fort Lauderdale began construction in February on a new 31,000 square feet customer service facility for its tenant Bell, a Fort Worth, Texas-based manufacturer of helicopters and related spare parts and services. The new \$7 million center at FLL will feature a 21,000 square feet hangar, offices, maintenance shops, storage, and large dedicated ramp area when it opens in late 2019.



# Financial Statements

## OVERVIEW

BCAD operates as an enterprise fund of the County. It is self-supporting and does not rely on local tax dollars to fund its operations. Operating revenues are generated from aviation users, rental car operations, parking, concessions, investment income, and other non-operating revenues to (1) cover the airport system's operating expenses, debt service payments, certain capital outlays, and other requirements, and (2) comply with the rate covenant provided in the Bond Resolution.





## FINANCIAL HIGHLIGHTS FOR FISCAL YEAR (FY) 2018

- ✈ BCAD's assets and deferred outflows of resources exceeded liabilities and deferred inflows at the close of FY 2018 by \$1.5 billion.
- ✈ Total revenue bonds payable were \$2.3 billion at September 30, 2018, an increase of \$281.3 million, or 14.1 percent, over FY 2017, attributable to the \$287.9 million bond issuance in November 2017.
- ✈ Operating revenues were \$284.7 million in FY 2018, which represents a 15.8 percent increase over FY 2017, primarily due to an increase in airline revenues as a result of an increase in enplanements and landed weights\* of 11.7 percent and 9.7 percent, respectively. There was a noteworthy increase in concession revenues due to higher levels of passenger spending in addition to the increased activity levels. Parking showed an increase of 8.7 percent and rental car revenues, an increase of 1.2 percent.
- ✈ Operating expenses were \$175.8 million in FY 2018, which was 8.5 percent higher than FY 2017. The increase was primarily due to contractual services and increased salaries, wages, and benefits.
- ✈ Capital contributions representing grants from the Federal Aviation Administration's (FAA), Florida Department of Transportation (FDOT) and Transportation Security Administration (TSA) were \$52 million in FY 2018.
- ✈ Net position\*\* increased by \$51.1 million, or 3.5 percent, over FY 2017.

\* Landed Weights = maximum aircraft gross weight permitted to land

\*\* Net Position = Assets minus Liabilities

# Financial Statements

<b>Net Position</b>			
	(thousands of dollars)		
	<b>2018</b>	<b>2017</b>	<b>2016</b>
<b>Assets</b>			
Current and other assets	\$ 1,094,945	\$ 823,412	\$ 1,106,499
Capital assets, net	2,927,661	2,838,002	2,582,184
<b>Total assets</b>	<b>4,022,606</b>	<b>3,661,414</b>	<b>3,688,683</b>
<b>Deferred outflow of resources</b>	<b>12,513</b>	<b>10,818</b>	<b>8,668</b>
<b>Liabilities</b>			
Current liabilities	277,151	235,002	236,010
Noncurrent liabilities	2,239,027	1,970,412	2,029,395
<b>Total liabilities</b>	<b>2,516,178</b>	<b>2,205,414</b>	<b>2,265,405</b>
<b>Deferred inflow of resources</b>	<b>2,941</b>	<b>1,587</b>	<b>531</b>
Net investment in capital assets	962,858	963,651	941,370
Restricted	433,820	396,050	381,831
Unrestricted	119,322	105,530	108,214
<b>Total Net Position</b>	<b>\$ 1,516,000</b>	<b>\$ 1,465,231</b>	<b>\$ 1,431,415</b>

Summary of Revenues, Expenses and Changes in Net Position	Fiscal Years Ended September 30 (thousands of dollars)		
	2018	2017	2016
<b>Operating Revenues</b>	\$ 284,678	\$ 245,835	\$ 232,076
<b>Operating Expenses</b>	175,841	162,031	141,890
Operating income before depreciation	108,837	83,804	90,186
Depreciation	114,318	99,688	87,777
<b>Operating Income</b>	(5,481)	(15,884)	2,409
<b>Nonoperating Revenues (Expenses)</b>	4,628	6,001	(822)
<b>Capital Contributions</b>	51,979	43,699	80,808
<b>Change in Net Position</b>	51,126	33,816	82,395
<b>Net Position , as previously reported</b>	1,465,231		
<b>Cumulative effect of adoption of GASB Statement No. 75</b>	(357)		
<b>Total Net Position - Beginning of Year, as restated</b>	<b>1,464,874</b>	<b>1,431,415</b>	<b>1,349,020</b>
<b>Total Net Position - End of Year</b>	<b>\$ 1,516,000</b>	<b>\$ 1,465,231</b>	<b>\$ 1,431,415</b>

**Operating Revenues**

**Fiscal Years Ended September 30**  
(thousands of dollars)

	<b>2018</b>	<b>2017</b>	<b>2016</b>
Airline revenues	\$ 104,874	\$ 77,665	\$ 67,168
Rental Cars	65,649	64,872	66,583
Parking	52,409	48,209	47,554
Concessions*	40,583	37,138	33,370
General Aviation and fixed based operators	7,451	6,766	6,532
Non-airline terminal rent and other rents	6,926	5,247	4,448
North Perry Airport	1,476	1,404	1,343
Cargo	2,037	1,714	1,840
Miscellaneous operating revenues	3,273	2,820	3,238
<b>Total Operating Revenues</b>	<b>\$ 284,678</b>	<b>\$ 245,835</b>	<b>\$ 232,076</b>



## ACTIVITY HIGHLIGHTS

Passenger enplanements (departing passengers) at FLL increased by 11.7 percent during FY 2018, resulting in another year of record levels of enplanements. The increase in enplanements in FY 2017 over FY 2016 was 10.1 percent. An increase in commercial aviation operations of 9.2 percent, an increase in cargo operations of 3.2 percent and an increase in general aviation operations of 2 percent resulted in an overall increase in aircraft operations in FY 2018 of 8 percent compared with FY 2017. Below is a comparative table of activities by fiscal year:

Activity	Fiscal Years Ended September 30		
	2018	2017	2016
<b>Enplanements</b>	17,656,324	15,805,217	14,352,450
<b>Aircraft Operations</b>			
Passenger airlines	273,015	250,103	231,154
Cargo airlines	4,424	4,285	4,955
General aviation	45,228	44,324	42,390
<b>Total Aircraft Operations</b>	<b>322,667</b>	<b>298,712</b>	<b>278,499</b>
<b>Total Cargo (tons)</b>	<b>119,515</b>	<b>106,061</b>	<b>94,981</b>


# North Perry Airport

South Florida pioneer Henry D. Perry originally owned the land where HWO is located. Perry was a dairy farmer and, like many other farmers in the South Florida area during WWII, he was petitioned in 1943 by the U.S. Navy to sell his property for the training of servicemen. The Navy paid Perry \$25,276 for the one square mile of land and built HWO in 1943. The airport was designed as a satellite training field in connection with Miami Naval Air Station. The runways were built in a wagon wheel configuration for training during all types of wind conditions. Broward County acquired HWO in 1957.

Today, HWO serves general aviation fliers, professionals and student aviators. The reliever airport has been ranked No. 2 in airport operations among general aviation airports in Florida. In FY 2018, HWO had 272,858 aircraft operations. The airport is home base to 411 aircraft.

With the new development of a 10,000-square-foot flight training building at Wayman Aviation, an aviation maintenance facility for Broward College and state-of-the-art T-hangars at Diversified, HWO continues to move forward. It is home to the largest aerial media operation in the southeastern United States.

The airport's extensive flight training activity is responsible for approximately 75 percent of total operations. Currently, there are eight flight schools onsite that employ more than 60 instructors. Student pilots come from all over the world including China, Russia, South Korea, Latin America, and the Caribbean.





HWO is one of few airports in South Florida that can accommodate airships, banner towers and a large amount of helicopter traffic. Only a handful of military or official government aircraft operations occur at North Perry. These are limited to U.S. Coast Guard activity and Mosquito Control flights.

According to the FDOT Statewide Aviation Economic Impact Study Update in March 2019, HWO employs more than 1,100 people and generates a total output of approximately \$120 million. The airport's vision for the future is to expand its existing facilities and encourage onsite development.

## SAFETY AND COMPLIANCE

In 2018, HWO successfully passed its annual FDOT airport inspection with zero discrepancies. The examination process includes a review of all airfield markings, airfield signs, runway/taxiway lights, safety areas, aircraft approach slopes, wildlife control and foreign object debris. Overall, HWO has completed 18 consecutive years of zero discrepancies for the annual FDOT airport inspection.

## HWO By-The-Numbers

**4**

Runways

**400+**

Total Base  
Aircraft

**272,858**

Aircraft Operations  
FY 2018

**45**

Aviation  
Businesses

**8**

Flight  
Schools

**4**

Fixed Base  
Operators

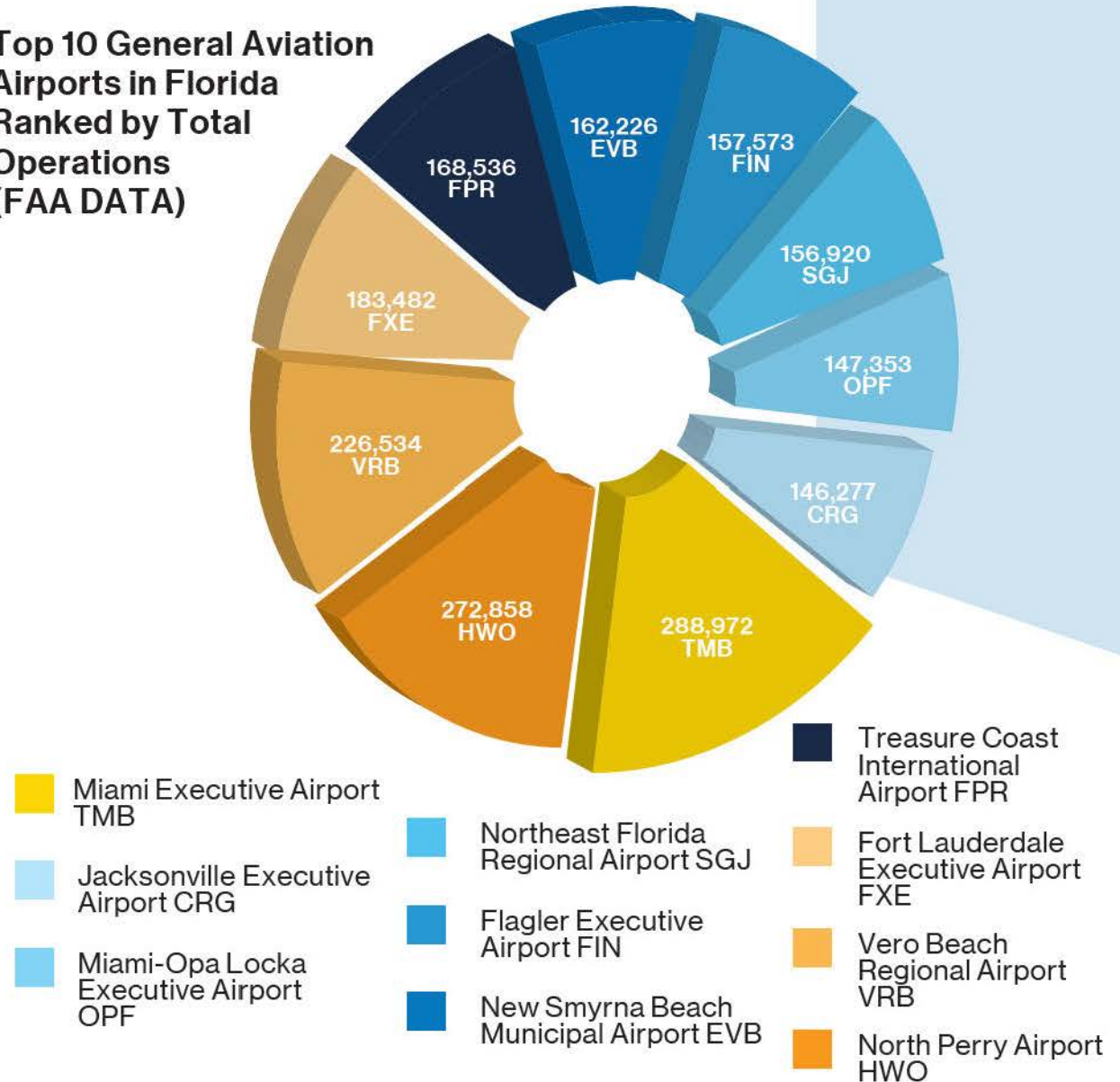
# HWO Airport Operations | FY2018

## HWO Airport Operations Traffic Count

October 2017 - September 2018

Date	Total Operations
October	17,425
November	21,117
December	21,827
January	20,057
February	24,728
March	26,790
April	25,623
May	23,569
June	25,122
July	22,537
August	23,488
September	20,575
<b>TOTAL</b>	<b>272,858</b>

## Top 10 General Aviation Airports in Florida Ranked by Total Operations (FAA DATA)





## HWO MASTER PLAN

BCAD is completing an update to the HWO Master Plan. The plan will serve as a 20-year strategic roadmap that protects for the future development of its aviation-related needs (for example, hangars, aircraft apron parking, and other support functions) while protecting certain land parcels for community-compatible, non-aeronautical development. HWO's aviation-related needs are analyzed and quantified in the Airport Master Plan.

When completed, the Master Plan update will:

- ✈ Provide a refined capital improvement program for HWO that supports incremental development investments in response to demand-driven needs at the Airport through a 20-year planning horizon
- ✈ Identify improvements for the Airport consistent with HWO's current role and aircraft weight limitations
- ✈ Support the continued integration of the Airport with the surrounding neighborhoods

In 2018, public/stakeholder outreach included:

- ✈ Florida Department of Transportation/Metropolitan Planning Organization Briefings
- ✈ Public Open House Workshop
- ✈ Board of County Commissioners Briefing
- ✈ Policy and Technical Advisory Committee Meetings – comprised of representatives from the Broward County community including Chambers of Commerce, business and tourism associations, regulatory agencies, Broward College, and airport tenants

For more information, please visit [northperryairport.net/masterplan](http://northperryairport.net/masterplan).

# Future Development at HWO

## OVERVIEW

Currently, HWO officials have identified approximately 90 acres for potential future development. Projects in the development pipeline include a major FBO expansion, new facilities for an aerial tour provider and a non-aviation retail complex that will serve airport tenants and neighborhood residents.

Recently completed and upcoming projects include:

- Longtime tenant Wayman Aviation Academy recently celebrated the grand opening of a new 10,000 square foot flight training classroom building and expanded aircraft tie-down ramp facilities. With this expansion, Wayman expects to welcome more than 200 students who will train as commercial and private pilots in 2019. The FAA-certified Part 141 flight school has operated in South Florida for 32 years. Today, Wayman-trained pilots fly aircraft all around the world. The academy's partners include Miami-Dade College, Embry-Riddle Aeronautical University and Liberty University.
- A new 22-acre Bobby's Landing FBO facility under development will include new T-Hangars, maintenance hangers, terminal building with office space, fuel farm, and aircraft tie-down parking ramp. The project is expected to cost approximately \$19 million.



# Contact Information Broward County Aviation Department



## **Fort Lauderdale-Hollywood International Airport**

2200 Southwest 45th Street, Suite 101

Dania Beach, FL 33312

954-359-6100

Email: [ContactFLL@broward.org](mailto:ContactFLL@broward.org)

Website: [fll.net](http://fll.net)

Follow us on Twitter / Like us on Facebook



## **North Perry Airport**

101 SW 77th Way

Pembroke Pines, FL 33023

Office: 954-359-1016

Email: [HWO@broward.org](mailto:HWO@broward.org)

Website: [northperryairport.net](http://northperryairport.net)

Photo credits:

Suresh Atapattu

Andre Chambers

Paul Krashefski

1,000 copies of this public document were promulgated at a gross cost of \$5,364 or \$5.36 per copy, to inform residents about Aviation Department services.

