



**Policy Advisory Committee
Briefing #4**

Fort Lauderdale-Hollywood International



Agenda



Summary of Master Plan Progress and Key Stakeholders Meetings

Status Update of Terminal Modernization and Short-term Improvements

Master Plan Phase 1 Concept Overview

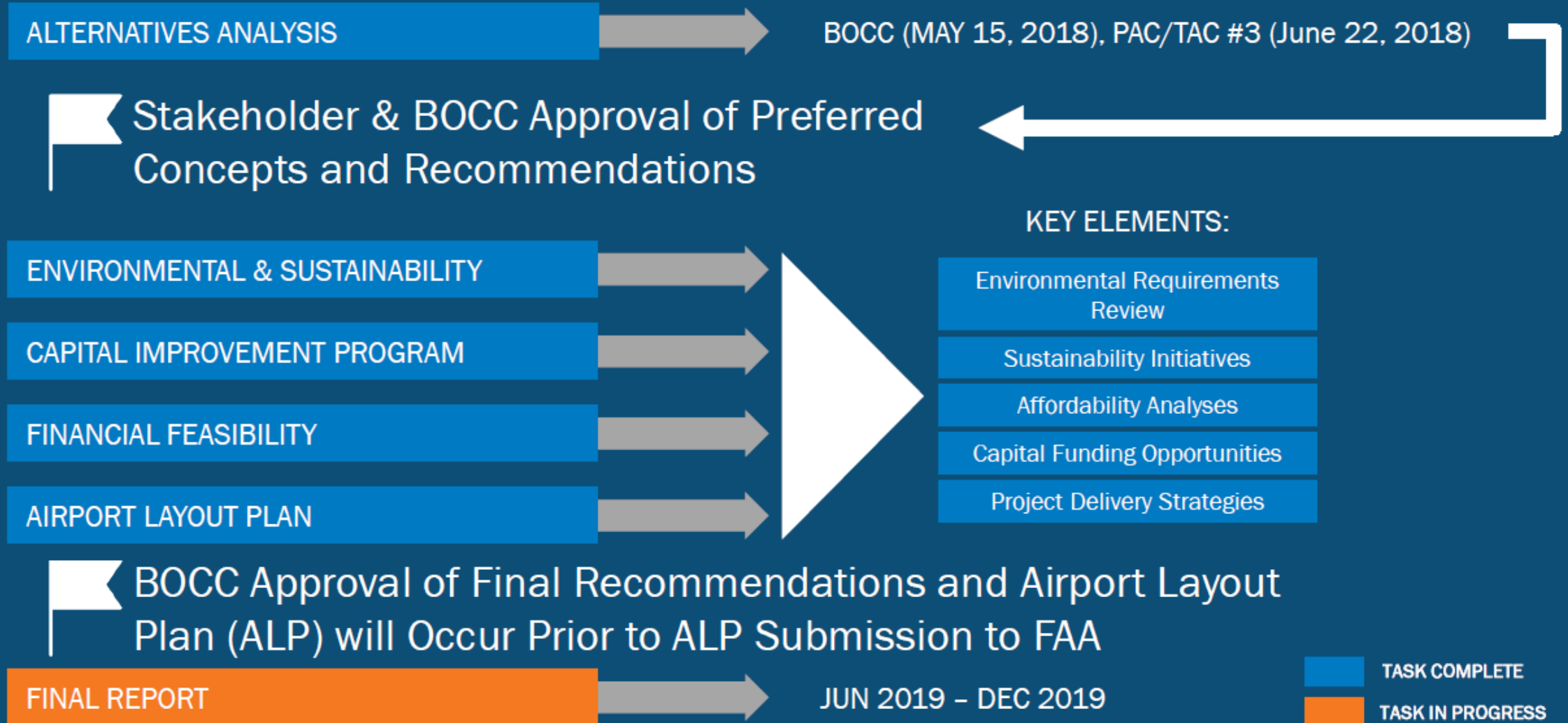
Other Non-Terminal Area Projects

Master Plan Phase 1 Implementation Sequencing

Economic Impact (2019 Analysis)

Next Steps and Final Approvals

Master Plan Progress and Schedule Update Since TAC #3



Summary of Key Stakeholder Meetings

On-Going	Weekly	Project Coordination with BCAD Development and Planning Staff
	Bi-Weekly	Executive Director Briefings
2017	June 28, 2017	Florida Department of Transportation (FDOT) & Metropolitan Planning Organization (MPO) Briefings and Coordination Meetings
	November 1, 2017	
	July 10, 2017	Policy Advisory Committee (PAC) & Technical Advisory Committee (TAC) – Briefing #2
	October 30, 2017	Federal Aviation Administration (FAA) Airports District Office (ADO) Briefing
2018	January 24, 2018	FAA & FDOT Briefing
	January 26, 2018	Airport Airline Affairs Committee Briefing #3
	February 15, 2018	FLL Public Open House Workshop #1
	May 9, 2018	Airport Airline Affairs Committee Briefing #4
	May 15, 2018	Board of County Commissioners Briefing
	June 22, 2018	Policy Advisory Committee (PAC) & Technical Advisory Committee (TAC) – Briefing #3

Summary of Key Stakeholder Meetings

2019

March 19, 2019	BCAD Development Workshop
March 22, 2019	BCAD Divisions Workshop
March 29, 2019	BCAD Executive Workshop
April 10, 2019	Airport Airline Affairs Committee Briefing #5
April 16, 2019	Florida Department of Transportation & Metropolitan Planning Organization Briefing
April 29, 2019	County Administrator Briefing
June 6, 2019	Board of County Commissioners Briefing
July 19, 2019	Policy Advisory Committee (PAC) & Technical Advisory Committee (TAC) – Briefing #4
July 25, 2019	FLL Public Open House Workshop #2



Status Update of Terminal Modernization and Short-term Improvements

Status Review of Terminal Modernization


Terminal Modernization Program

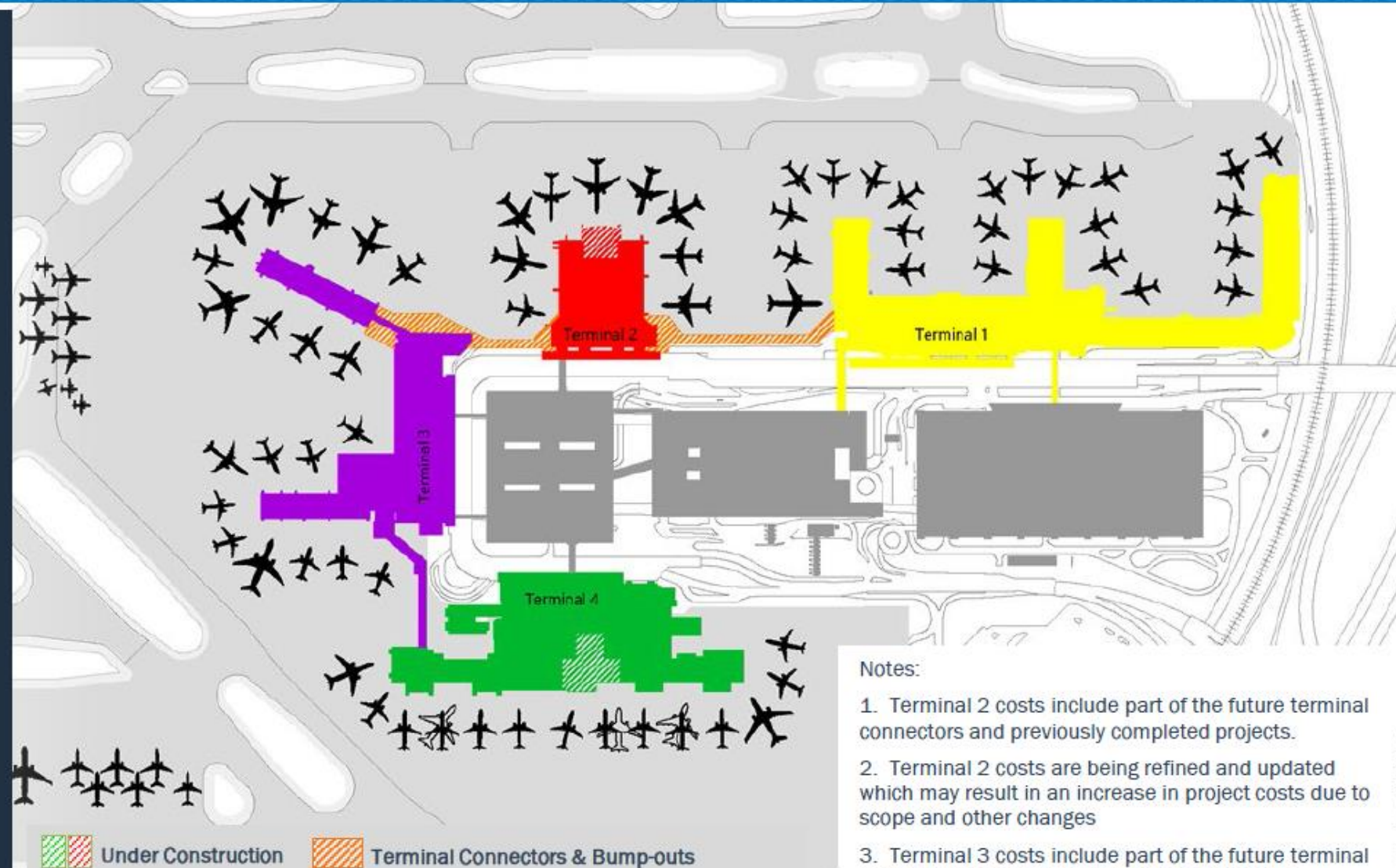
T1 Complete
\$376 million

T2 Substantial completion 3Q2021
\$278 million^{1,2}

T3 Substantial completion: 3Q2021
\$305 million³

T4 Substantial completion: 2Q2020
\$688 million

 Terminal connectors & bump-outs
substantial completion: 4Q2021





Status Review of Short-term Improvements & Safety Related Projects

Short-Term Improvements Substantial Completion:

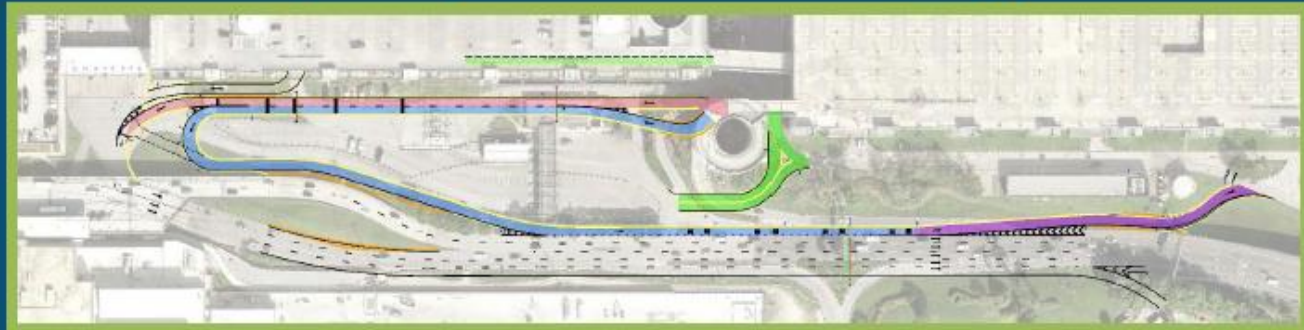
 Pedestrian signalization crosswalks: 3Q2019

 Wayfinding signage: 1Q2020

 Exit roadway and valet routing: 2Q2021

 Rehab of North Runway including Phase 1 Taxiway: 3Q2019

Remaining north airfield taxiway: 1Q2020



An aerial rendering of an airport master plan phase 1 concept overview. The image shows a large terminal building with multiple concourses, numerous aircraft parked at gates, and a complex network of roads and parking areas. The entire scene is overlaid with a semi-transparent blue filter. The text is centered in the lower half of the image.

Master Plan Phase 1 Concept Overview

(Previously referenced as Concept 6)

Recommended Master Plan Development Overview & Phasing



Crossfield Taxiway

Airfield Improvements

Terminal Expansion Dependencies and Code Compliance

Terminal 4 Expansion

Utility Improvements

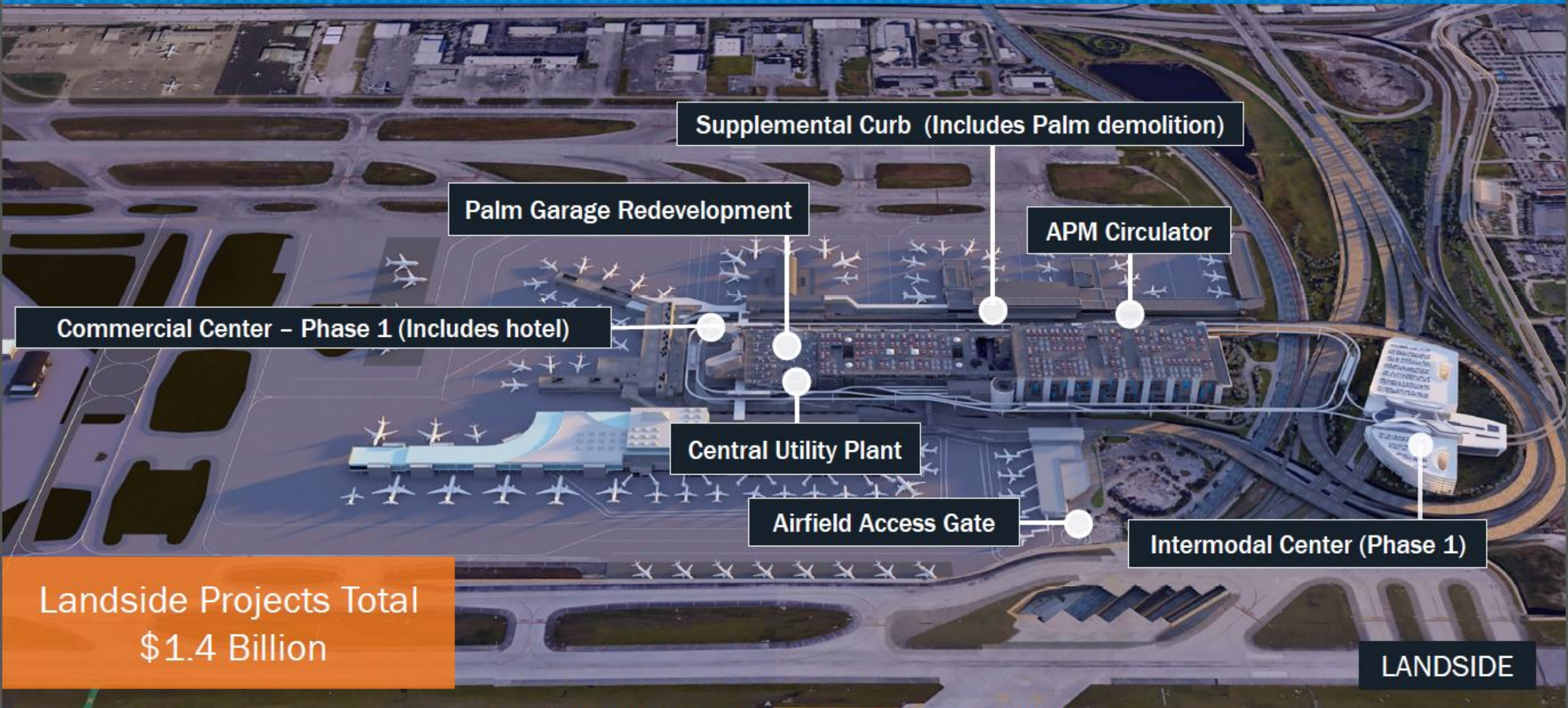
Overnight Aircraft Parking

5-Gate Remote Terminal

Airside Projects Total
\$1.9 Billion

AIRSIDE

Recommended Master Plan Development Overview & Phasing



Commercial Center - Phase 1 (Includes hotel)

Palm Garage Redevelopment

Supplemental Curb (Includes Palm demolition)

APM Circulator

Central Utility Plant

Airfield Access Gate

Intermodal Center (Phase 1)

Landside Projects Total
\$1.4 Billion

LANDSIDE




Other Non-Terminal Area Projects

NORTHEAST QUADRANT



FUEL FARM EXPANSION



WESTSIDE DEVELOPMENT AREA



AIRCRAFT RESCUE AND FIREFIGHTING (ARFF)





- Landside/Ground Transportation Support Functions
- Other Cargo Development and Airline/Airport Support Development Opportunities
- Non-Aeronautical Development Opportunities
- Potential Acquisition Parcel for Airline/Airport or Non-Aeronautical Development
- Retention Parcels

PRELIMINARY DRAFT FOR DISCUSSION PURPOSES ONLY



Master Plan Phase 1 Implementation Sequencing

SEQUENCE

1

2020-2023

YEARS ARE SUBJECT TO CHANGE PER DEMAND PATTERNS, FUNDING AND COST AFFORDABILITY AND OTHER FACTORS OR CONDITIONS

Professional Services for Master Plan

Fuel Farm Expansion (Short-Term)

Initial Palm Garage Demolition (Northern and Southern Bay, approx. 700 spaces)

Intermodal Center (Phase 1)

5-Gate Remote Terminal (includes new Aircraft Hardstands and Airfield Access Gate)

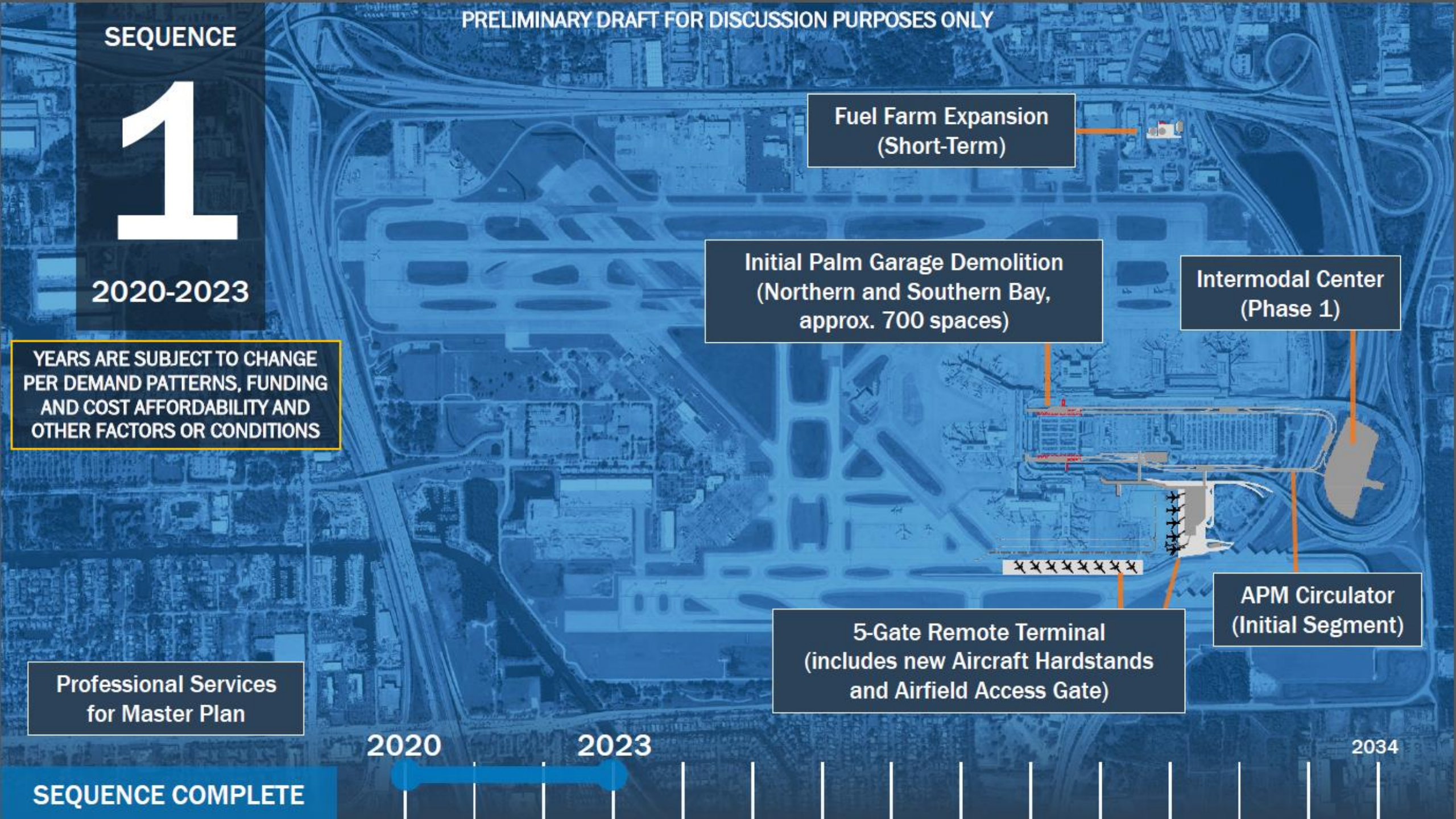
APM Circulator (Initial Segment)

2020

2023

2034

SEQUENCE COMPLETE



SEQUENCE

1

ALTERNATE
2020-2023

YEARS ARE SUBJECT TO CHANGE
PER DEMAND PATTERNS, FUNDING
AND COST AFFORDABILITY AND
OTHER FACTORS OR CONDITIONS

Professional Services
for Master Plan

2020

2023

2034

Fuel Farm Expansion
(Short-Term)

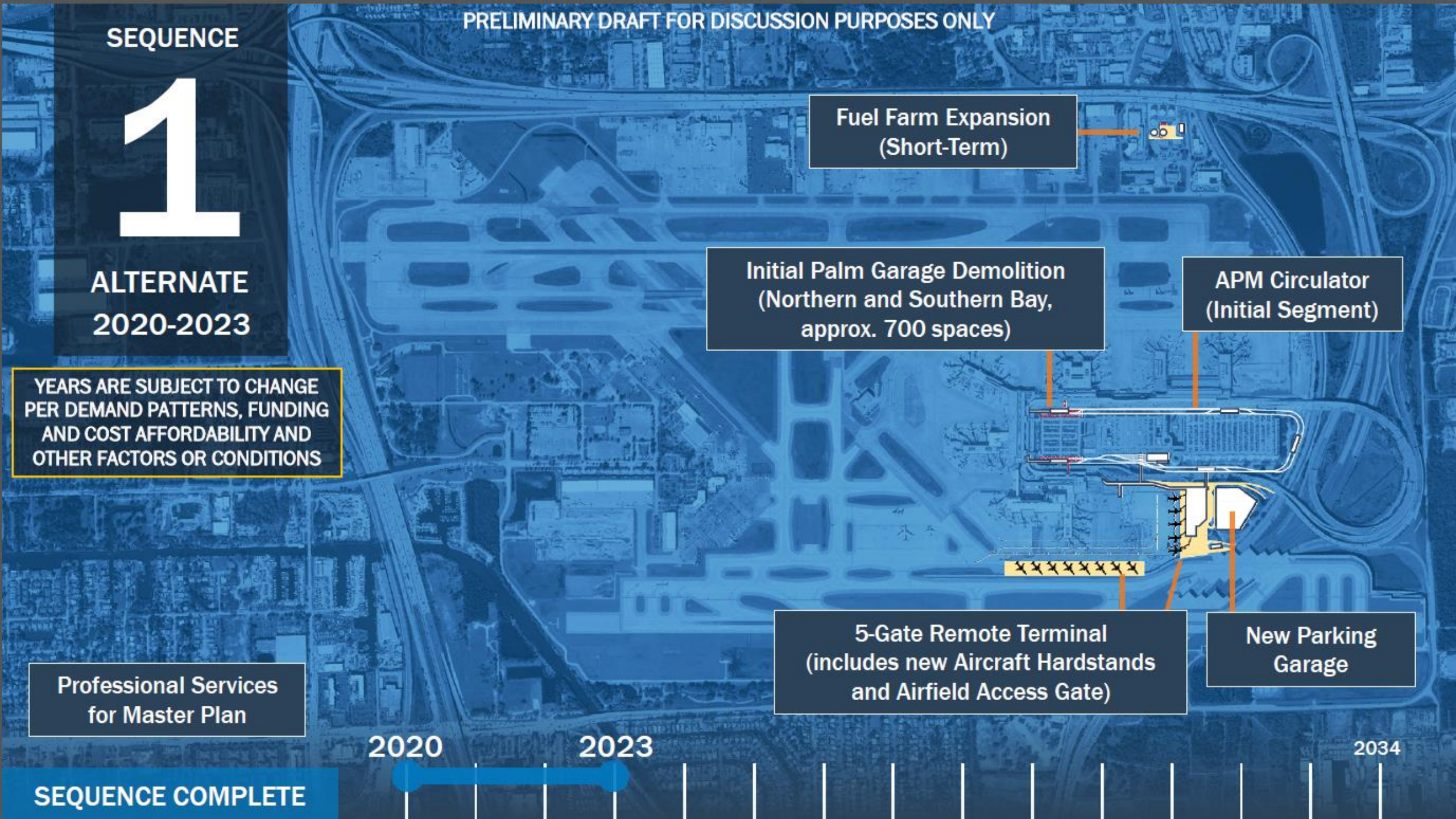
Initial Palm Garage Demolition
(Northern and Southern Bay,
approx. 700 spaces)

APM Circulator
(Initial Segment)

5-Gate Remote Terminal
(includes new Aircraft Hardstands
and Airfield Access Gate)

New Parking
Garage

SEQUENCE COMPLETE



SEQUENCE

2A

2021-2024

YEARS ARE SUBJECT TO CHANGE PER DEMAND PATTERNS, FUNDING AND COST AFFORDABILITY AND OTHER FACTORS OR CONDITIONS

Taxilane (ADG III)
Serving Westside Parcels

Centralized Receiving
and Distribution Facility

Palm Garage Demolition

Consolidated BCAD
Operations Facility



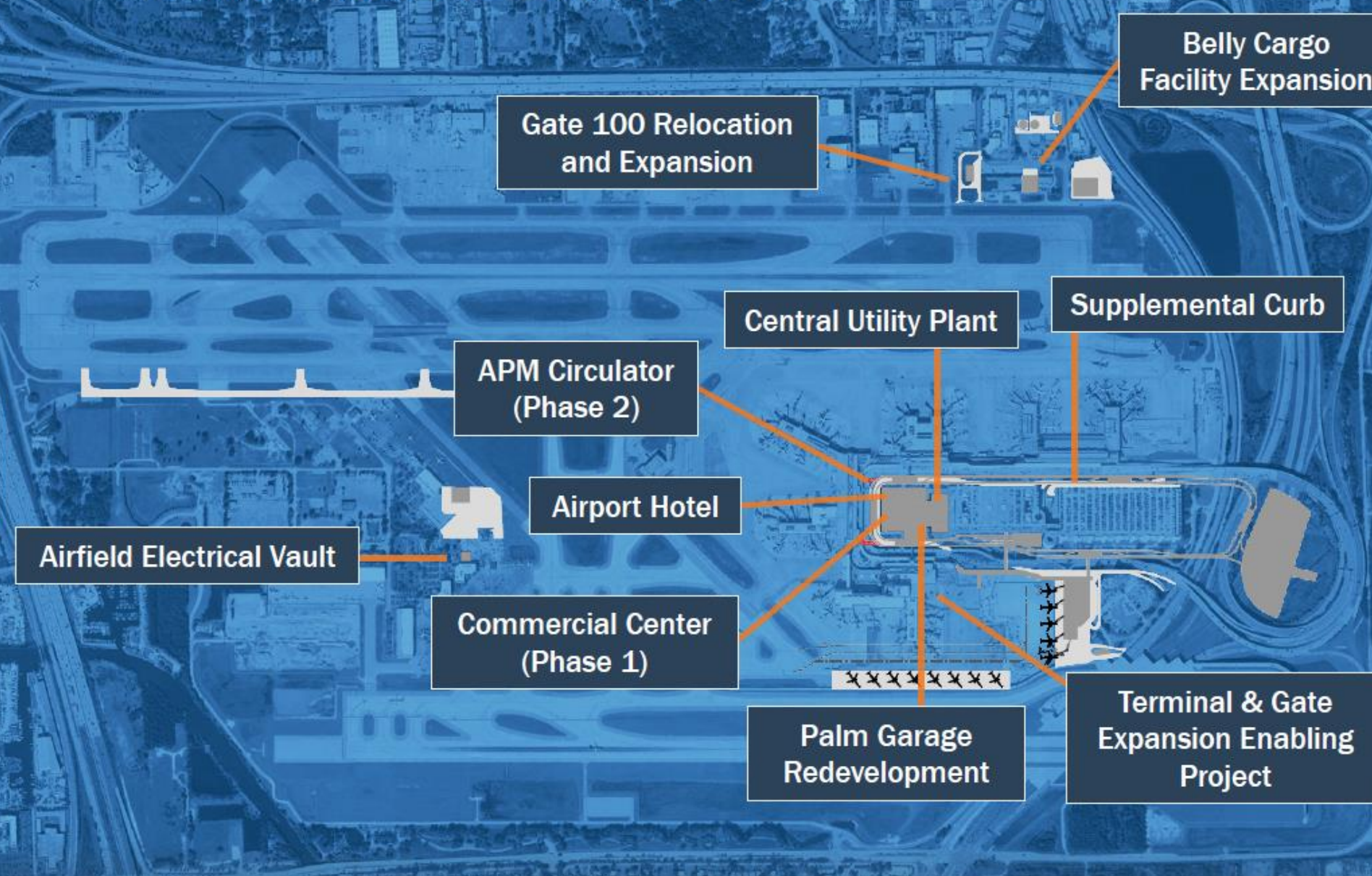
SEQUENCE COMPLETE

SEQUENCE

2B

2021-2026

YEARS ARE SUBJECT TO CHANGE PER DEMAND PATTERNS, FUNDING AND COST AFFORDABILITY AND OTHER FACTORS OR CONDITIONS



2020 2021 2026 2034

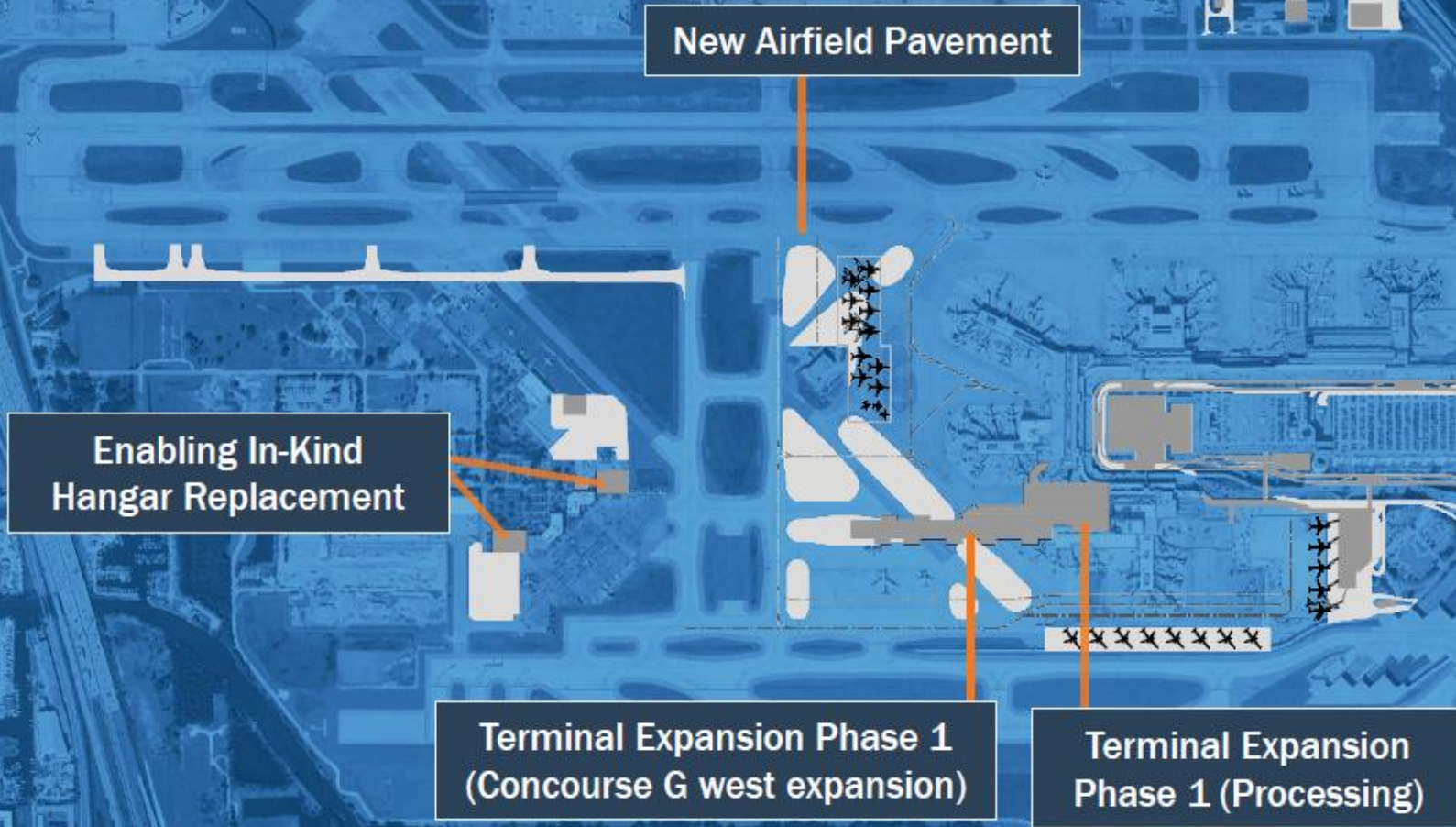
SEQUENCE COMPLETE

SEQUENCE

3

2025-2030

YEARS ARE SUBJECT TO CHANGE PER DEMAND PATTERNS, FUNDING AND COST AFFORDABILITY AND OTHER FACTORS OR CONDITIONS



2020

2025

2030

2034

SEQUENCE COMPLETE



SEQUENCE

4

2027-2031

YEARS ARE SUBJECT TO CHANGE PER DEMAND PATTERNS, FUNDING AND COST AFFORDABILITY AND OTHER FACTORS OR CONDITIONS

Airport Maintenance Expansion

General Aviation Customs Relocation (Includes Airside Ramp)

ARFF Relocation

Taxiway H Extension

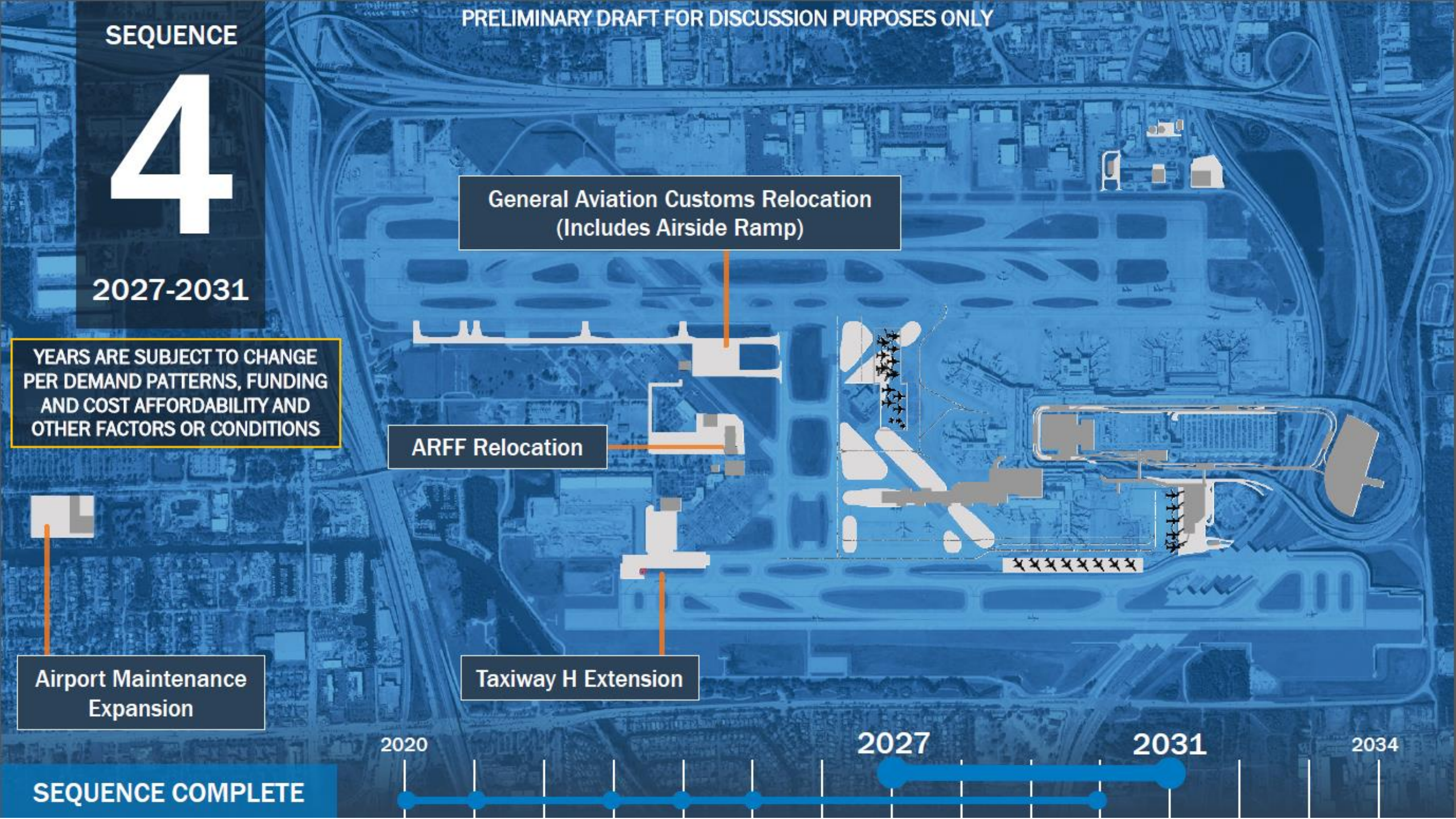
2020

2027

2031

2034

SEQUENCE COMPLETE

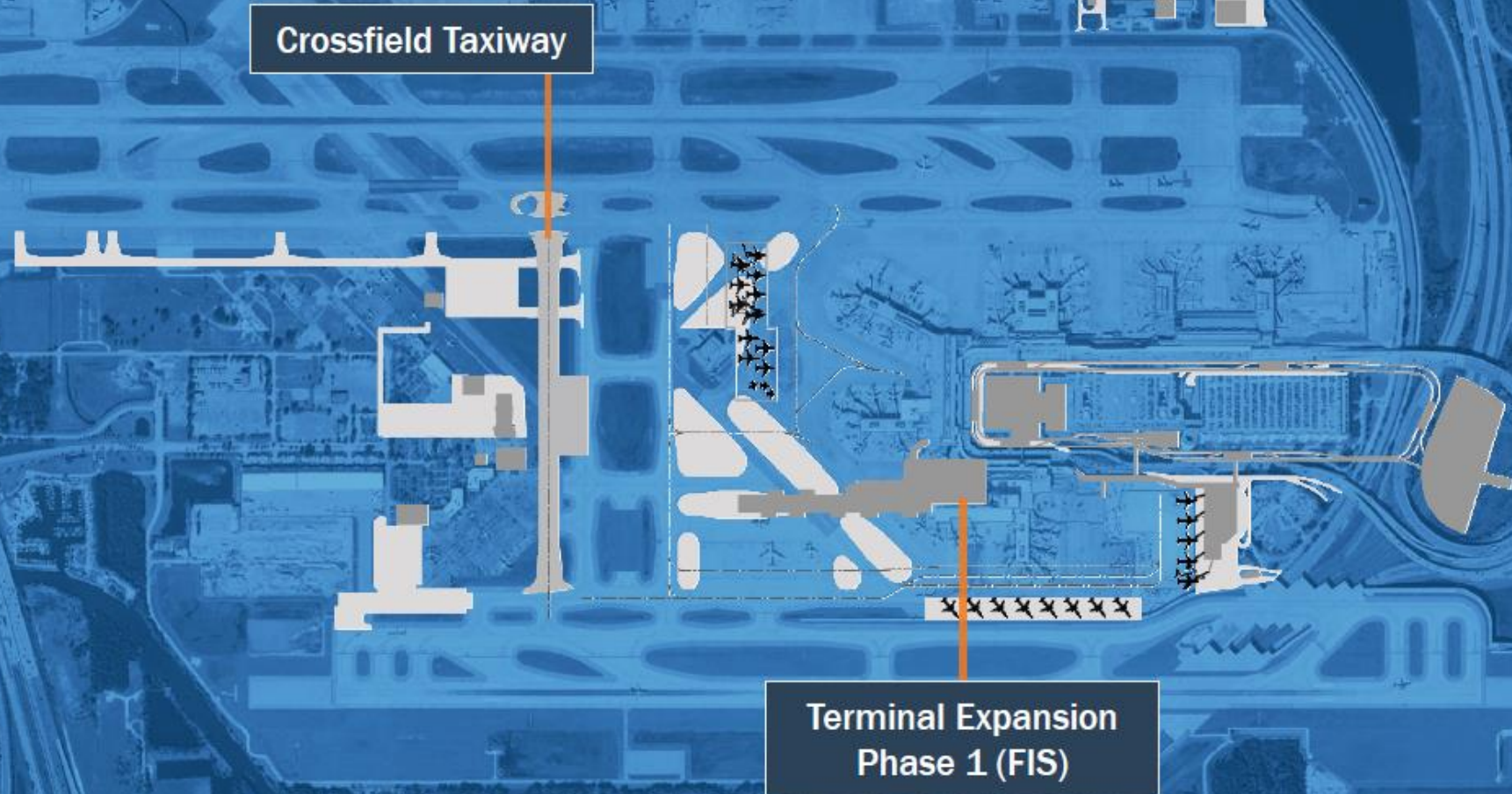



SEQUENCE

5

2030-2034

YEARS ARE SUBJECT TO CHANGE PER DEMAND PATTERNS, FUNDING AND COST AFFORDABILITY AND OTHER FACTORS OR CONDITIONS



2020


2030

2034

SEQUENCE COMPLETE

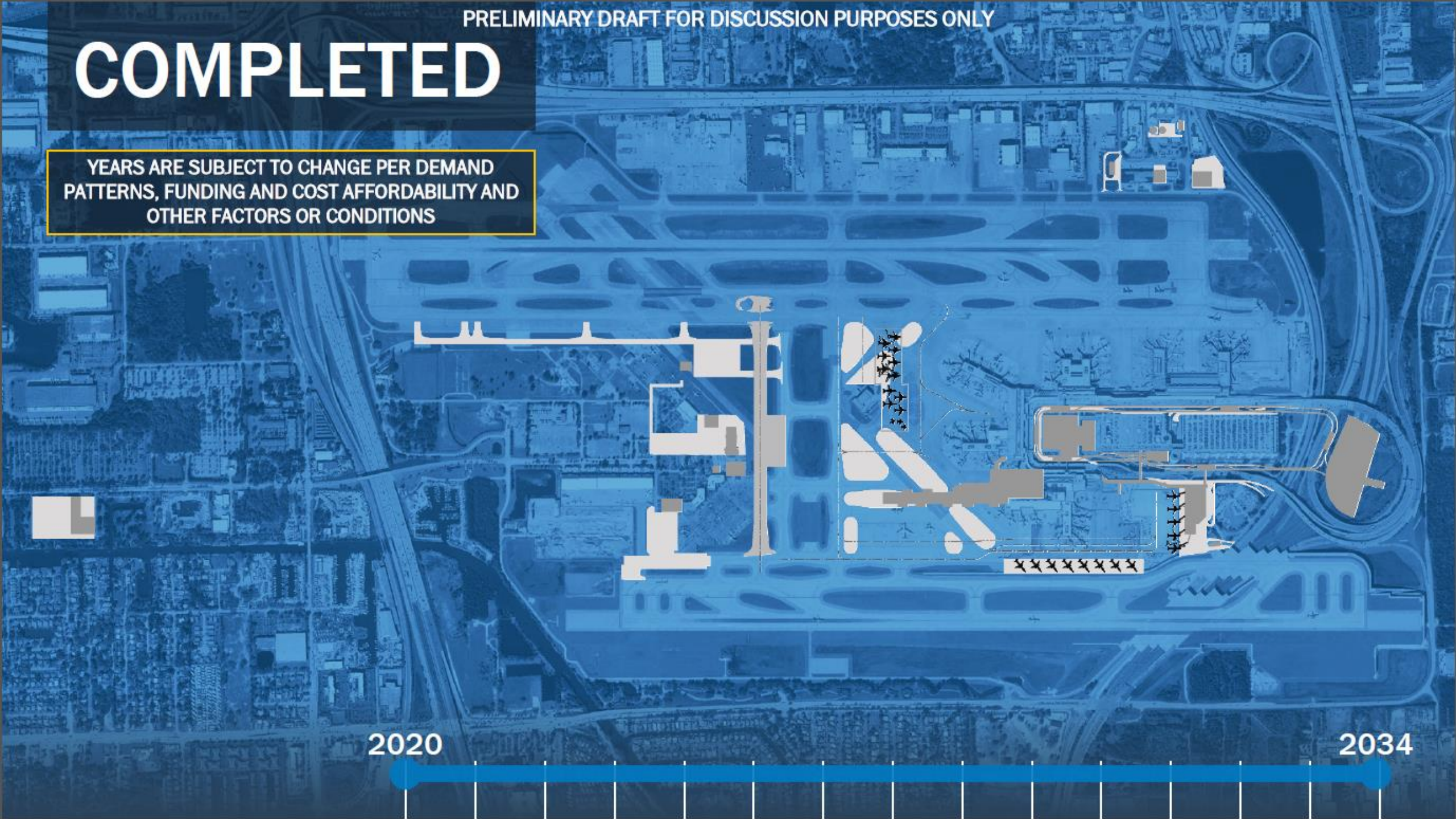
COMPLETED

YEARS ARE SUBJECT TO CHANGE PER DEMAND PATTERNS, FUNDING AND COST AFFORDABILITY AND OTHER FACTORS OR CONDITIONS



2020

2034



2019-2023 Airport Capital Improvement Program (ACIP) Plus Recommended Phase 1 Master Plan Development Projects



Potential Funding Sources for Phase 1 Master Plan Program ²

CASH	EXISTING DEBT	NEW DEBT	Passenger Facility Charges (PFCs)	Federal Aviation Administration (FAA)	Florida Department of Transportation (FDOT)	Tenant or 3 RD PARTY
------	---------------	----------	-----------------------------------	---------------------------------------	---	---------------------------------

NOTES:

1. FLL's current capital program assumes \$519 in future bond issuances (new debt) to cover current and planned capital projects. The remaining project costs are funded by a variety of sources including but not limited to existing bonds, passenger facility charges (PFCs), federal and state grants and 3rd party investments.
2. Actual funding breakdowns subject to change based upon availability of funds and other funding mechanisms that BCAD may be able to utilize as part of the capital funding plan.

SEQUENCE

3

ALTERNATE

2022-2026

(Accelerates Terminal Expansion by 3+ Years)

YEARS ARE SUBJECT TO CHANGE PER DEMAND PATTERNS, FUNDING AND COST AFFORDABILITY AND OTHER FACTORS OR CONDITIONS

Terminal Expansion Phase 1
(Includes Gates, Terminal Processor Expansion, and new FIS)

New Airfield Pavement

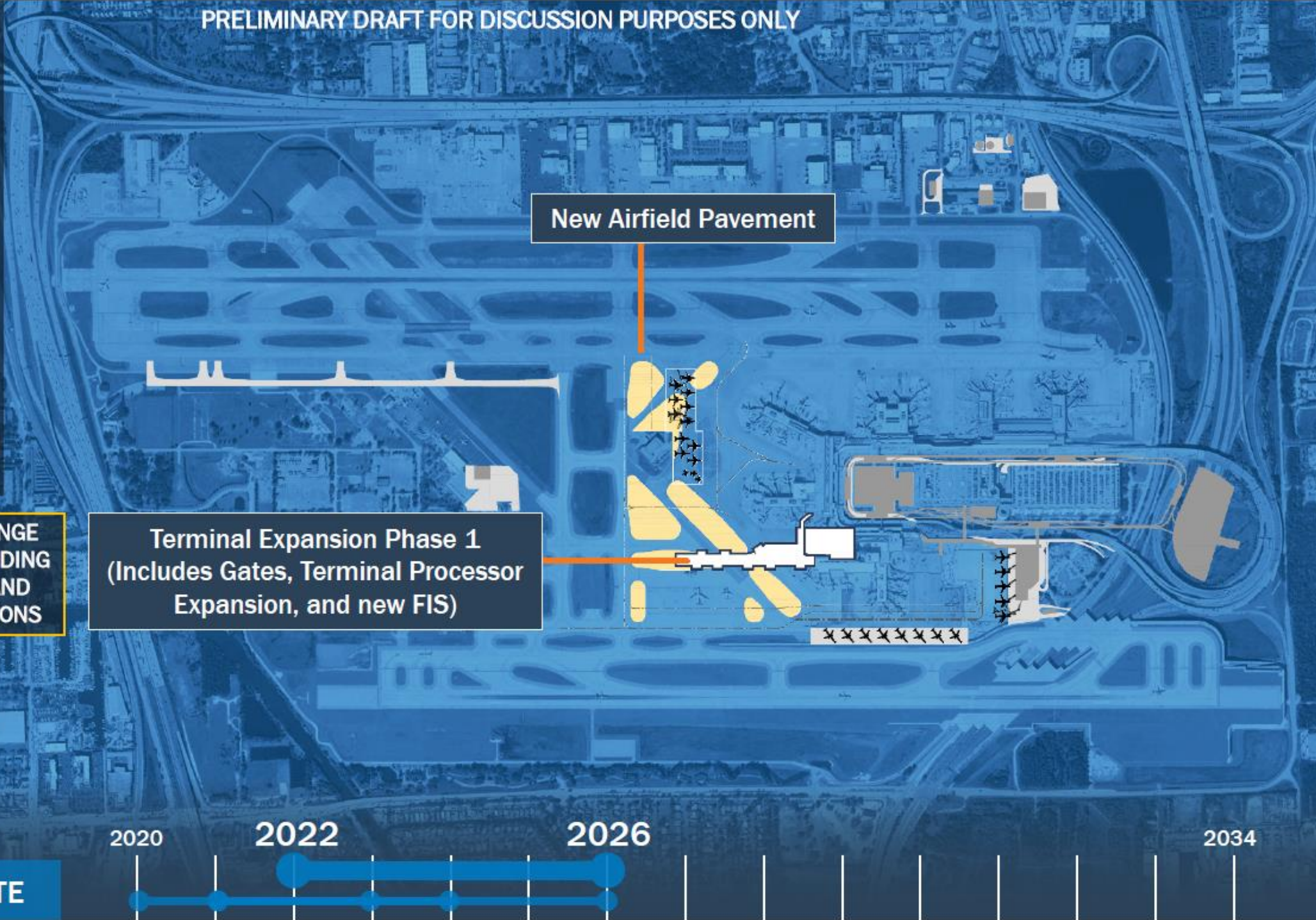
2020

2022

2026

2034

SEQUENCE COMPLETE





Economic Impact (2019 Analysis)

FLL Economic Impact (FY 2018)

	Jobs		Economic Activity	
FLL Economic Impacts	Airport Related 30,986	Visitor Industry 103,868 ¹	Airport Related \$5.4 Billion	Visitor Industry \$9.3 Billion ¹
	Subtotal: 134,854		Subtotal: \$14.7 Billion	
Related Users ²	120,532		\$22.8 Billion	
Total	255,386		\$37.5 Billion	

SOURCE: FLL Economic Impact Analysis, Martin Associates, February 2019

NOTES:

¹ Visitor Industry impacts are measured for Broward County only.

² Related users are direct producers and consumers of air freight, as well as jobs with industry sectors in the state economy that also supply the direct manufacturers and consumers of air freight. Related user jobs are not directly dependent on FLL, as they can and do use other airports for the shipment of air freight.



Next Steps and Final Approvals

Key Upcoming Milestones

Public Open House Workshop:

- Location: Anne Kolb Nature Center in Mangrove Hall
(751 Sheridan Street, Hollywood, Florida 33019)
 - Date: Thursday, July 25th, 2019
 - Time: 5:30 p.m. to 8:00 p.m.
 - Comments: flImpucomments@broward.org
-

Airport Layout Plan (ALP) Submittal to FAA/FDOT:

- Requires BOCC Approval for :
 - MOTION TO AUTHORIZE: the Aviation Department to transmit an updated Airport Layout Plan (ALP) to the Federal Aviation Administration

PRELIMINARY DRAFT FOR DISCUSSION PURPOSES ONLY



BROWARD
COUNTY
FLORIDA