

**Intake & Outcome Statistics**  
**(10/1/2023 - 10/31/2023)**  
**Pivoted by Intake & Outcome**

**Month to  
Month  
Comparison**

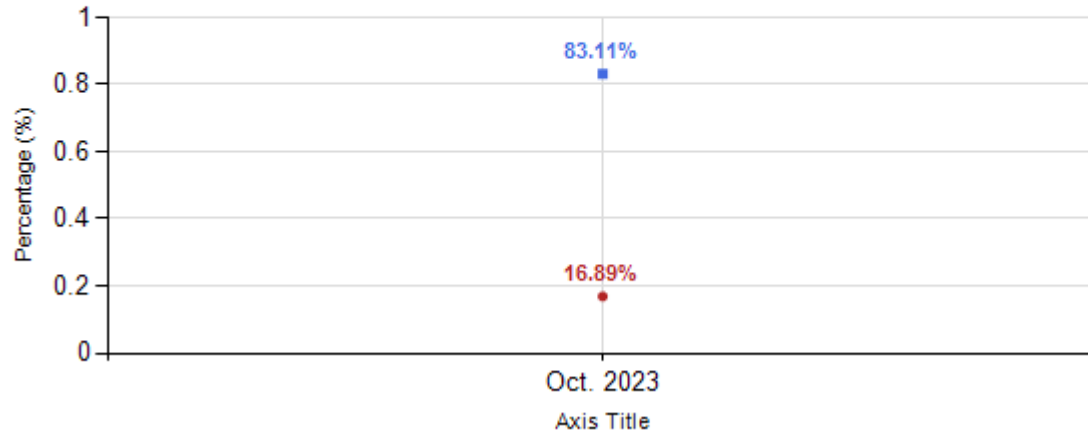
		Canine	Feline	Total	Oct. 2023
<b>LIVE INTAKE</b>					
<b>B</b>	Stray/At Large	165	553	<b>718</b>	718
<b>C</b>	Relinquished by Owner	22	13	<b>35</b>	35
<b>D</b>	Owner Intended Euthanasia	5	0	<b>5</b>	5
<b>E</b>	Transferred in from Agency (In State)	0	0	<b>0</b>	0
<b>E</b>	Transferred in from Agency (Out of State)	0	0	<b>0</b>	0
<b>F</b>	Cruelty/Confiscate (Other Intakes)	18	8	<b>26</b>	26
<b>F</b>	Born in the Shelter (Other Intakes)	0	0	<b>0</b>	0
<b>F</b>	Returns (Other Intakes)	3	4	<b>7</b>	7
<b>G</b>	<b>Total Live Intake</b> [ B + C + D + E + F ]	213	578	<b>791</b>	791
<b>OUTCOMES</b>					
<b>H</b>	Adoption	99	263	<b>362</b>	362
<b>I</b>	Return to Owner	48	6	<b>54</b>	54
<b>J</b>	Transferred to Another Agency	38	1	<b>39</b>	39
<b>K</b>	Return to Field	0	214	<b>214</b>	214
<b>L</b>	Other Live Outcomes	0	0	<b>0</b>	0
<b>M</b>	<b>Subtotal: Live Outcomes</b> [ H + I + J + K + L ]	185	484	<b>669</b>	669
<b>N</b>	Died in Care	0	27	<b>27</b>	27
<b>O</b>	Lost in Care	0	0	<b>0</b>	0
<b>P</b>	Shelter Euthanasia	28	81	<b>109</b>	109
<b>Q</b>	Owner Intended Euthanasia	9	0	<b>9</b>	9
<b>R</b>	<b>Subtotal: Other Outcomes</b> [ N + O + P + Q ]	37	108	<b>145</b>	145
<b>S</b>	<b>Total Outcomes</b> [ M + R ]	222	592	<b>814</b>	814
<b>Asilomar "Lite" Live Release Rate:</b>					
		86.85%	81.76%	<b>83.11%</b>	83.11%
	Canine Asilomar "Lite" Live Release Rate			86.85%	86.85%
	Feline Asilomar "Lite" Live Release Rate			81.76%	81.76%

Formula:  
M / (S subtract Q)  
669 / ( 814 subtract 9 ) = 83.11%

### Live-Release-vs-Other-Outcome-(Month-to-Month-Comparison)-Percentage'

10/1/2023 – 10/31/2023

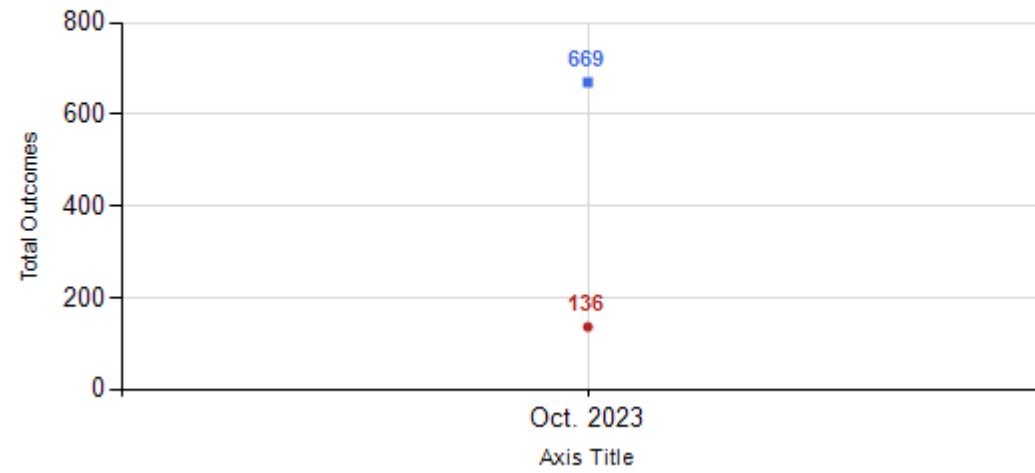
Live Release Rate Other Outcome Rate



### Live Release vs Other Outcome (Month to Month Comparison) Total

10/1/2023 – 10/31/2023

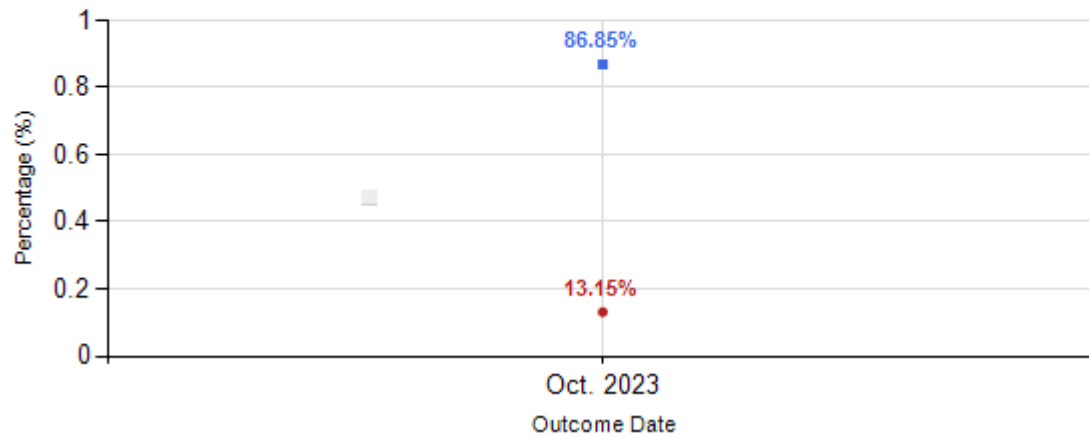
Live Release Rate Other Outcome Rate



### Canine Live Release vs Other Outcome (Month to Month Comparison) Percentage

10/1/2023 – 10/31/2023

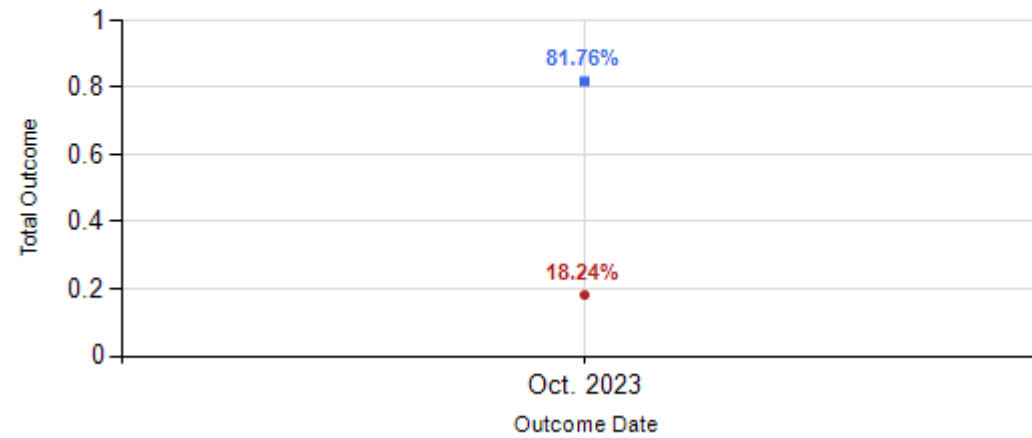
Live Release Rate Other Outcome Rate



### Feline Live Release vs Other Outcome (Month to Month Comparison) Percentage

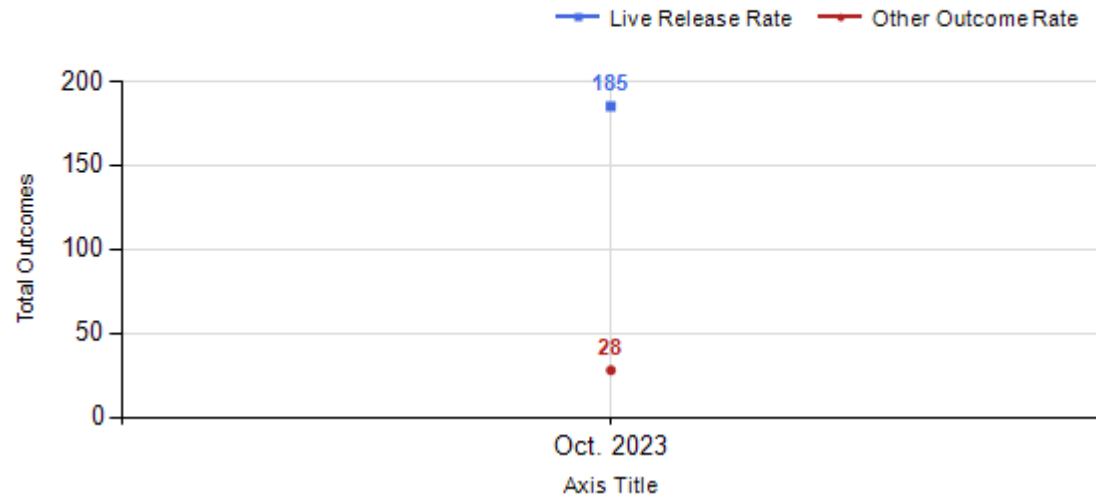
10/1/2023 – 10/31/2023

Live Release Rate Other Outcome Rate



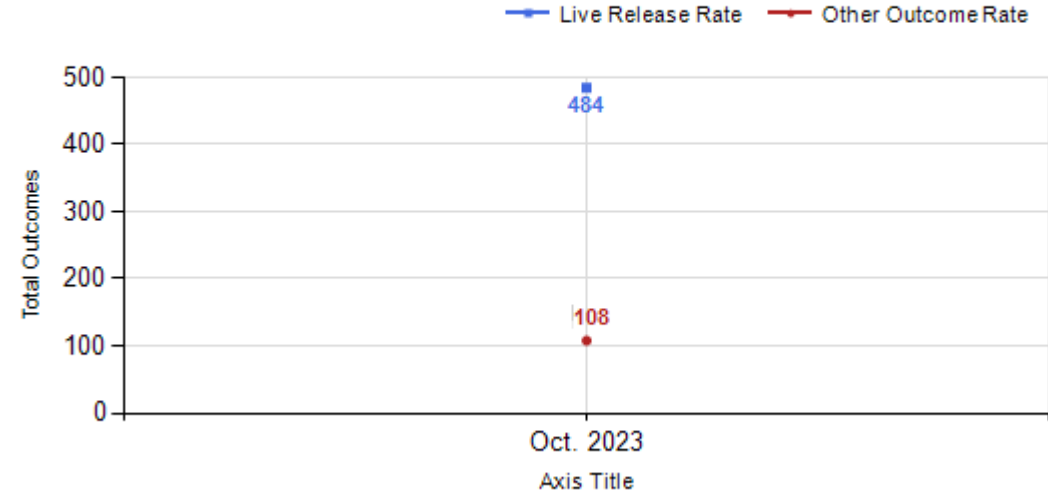
### Canine Live Release vs Other Outcome (Month to Month Comparison) Percentage

10/1/2023 – 10/31/2023



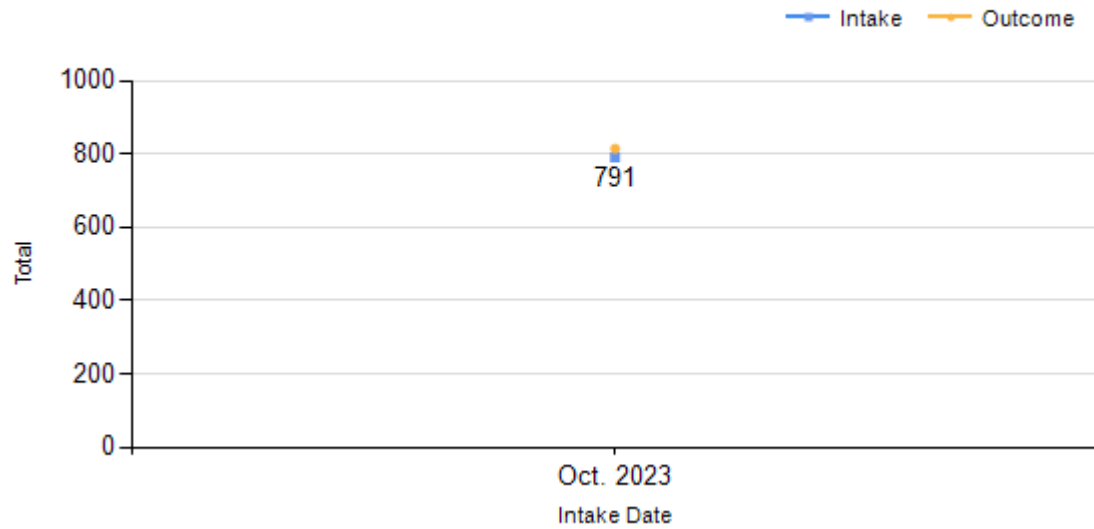
### Feline Live Release vs Other Outcome (Month to Month Comparison) Percentage

10/1/2023 – 10/31/2023



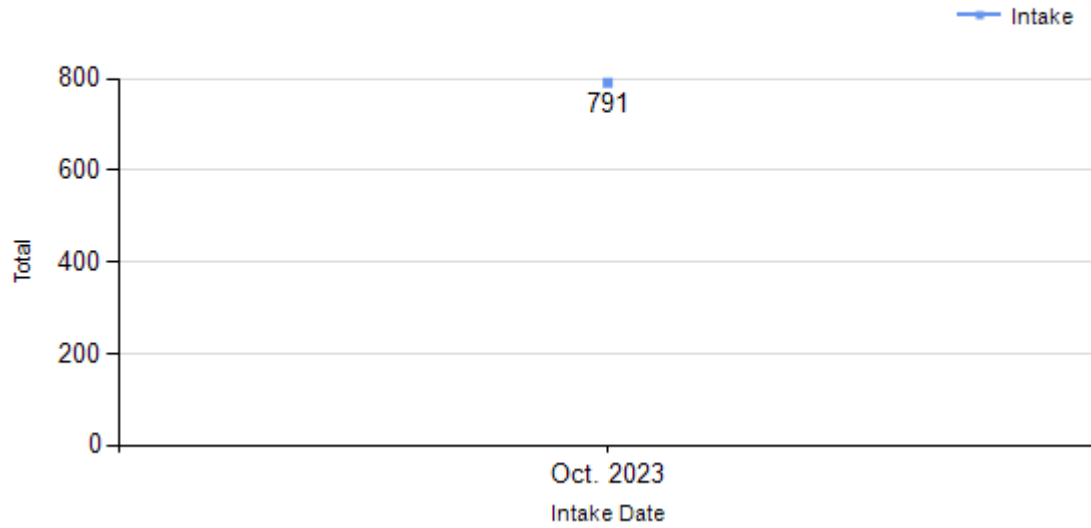
### Total Intake & Outcome (Month to Month Comparison)

10/1/2023 – 10/31/2023

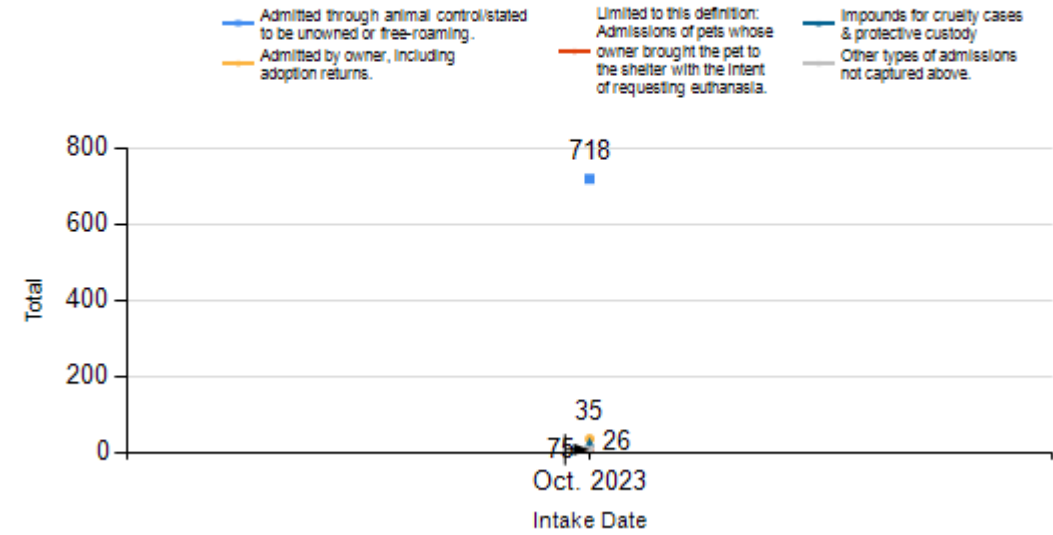


Intake Statistics Pivoted by Species (10/1/2023 - 10/31/2023)				Month to Month Comparison
Species		Name	Total	Oct. 2023
<b>Canine</b>	B	Stray/At Large	165	165
	C	Relinquished by Owner	22	22
	D	Owner Intended Euthanasia	5	5
	E	Transferred in from Agency (Out of State)	0	0
	E	Transferred in from Agency (In State)	0	0
	F	Cruelty/Confiscate (Other Intakes)	18	18
	F	Returns (Other Intakes)	3	3
	F	Born in the Shelter (Other Intakes)	0	0
			<b>Canine Live Intake</b>	<b>213</b>
<b>Feline</b>	B	Stray/At Large	553	553
	C	Relinquished by Owner	13	13
	D	Owner Intended Euthanasia	0	0
	E	Transferred in from Agency (In State)	0	0
	E	Transferred in from Agency (Out of State)	0	0
	F	Returns (Other Intakes)	4	4
	F	Cruelty/Confiscate (Other Intakes)	8	8
	F	Born in the Shelter (Other Intakes)	0	0
			<b>Feline Live Intake</b>	<b>578</b>
	B	Stray/At Large	718	718
	C	Relinquished by Owner	35	35
	D	Owner Intended Euthanasia	5	5
	E	Transferred in from Agency (In State)	0	0
	E	Transferred in from Agency (Out of State)	0	0
	F	Cruelty/Confiscate (Other Intakes)	26	26
	F	Returns (Other Intakes)	7	7
	F	Born in the Shelter (Other Intakes)	0	0
	<b>G</b>	<b>Total Live Intake</b>	<b>791</b>	<b>791</b>

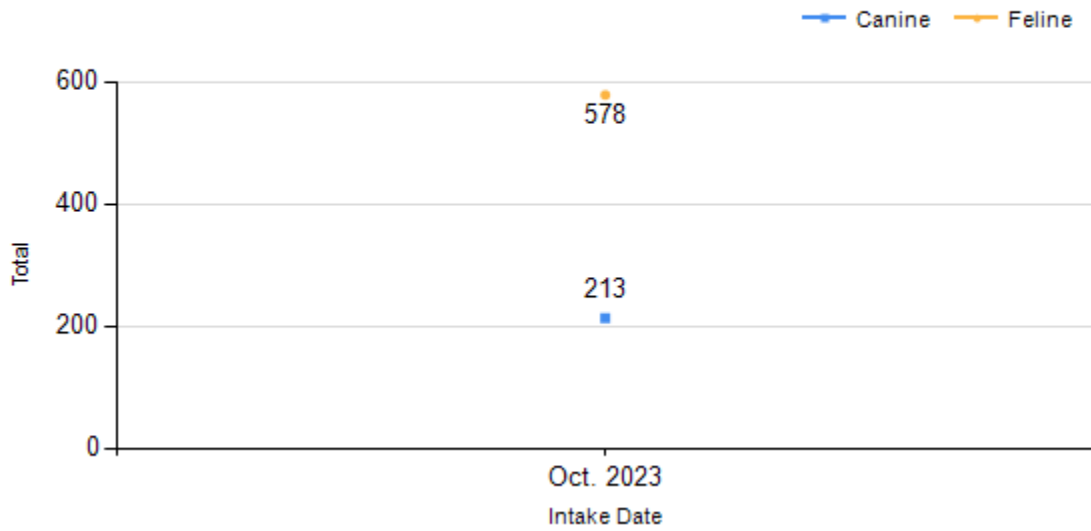
**Total Intake (Month to Month Comparison)**  
10/1/2023 - 10/31/2023



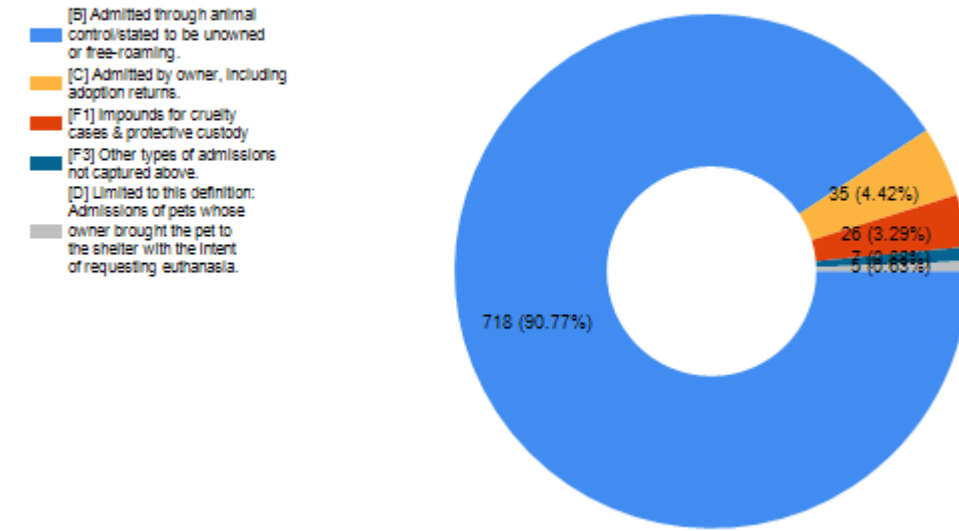
**Total Intake (Month to Month Comparison)**  
10/1/2023 - 10/31/2023 by Intake Type



**Total Intake (Month to Month Comparison)**  
10/1/2023 - 10/31/2023 by Species



**Total Intake (Month to Month Comparison)**  
10/1/2023 - 10/31/2023 by Intake Type

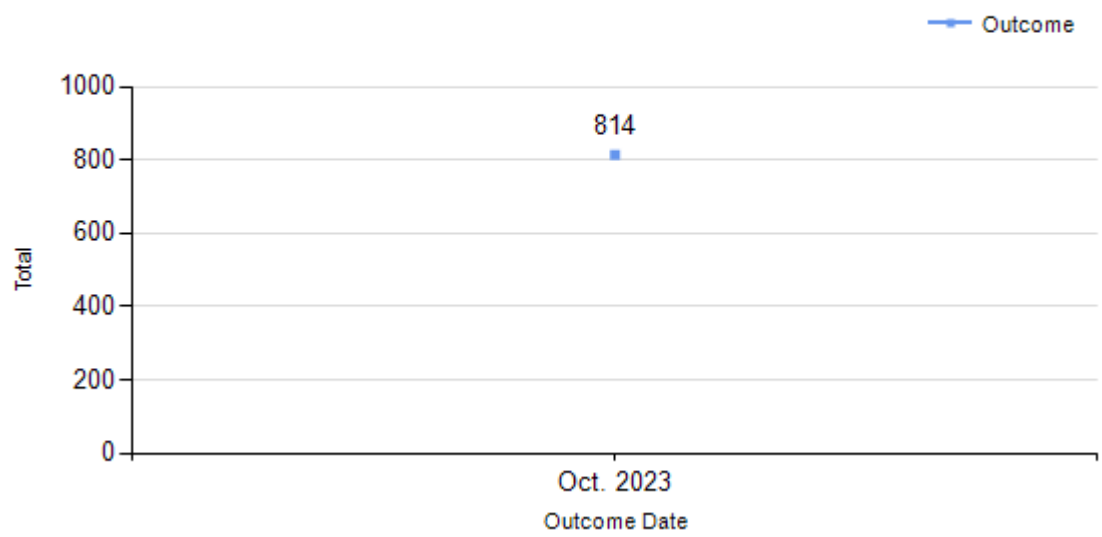


**Outcome Statistics Pivoted by Species  
(10/1/2023 - 10/31/2023)**

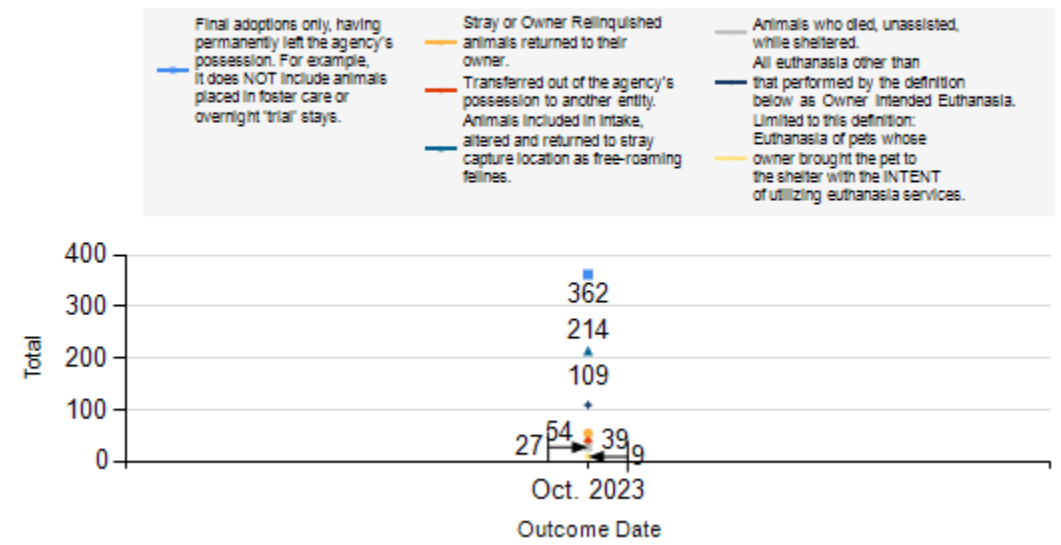
**Month to  
Month  
Comparison**

Species		Name	Total	Oct. 2023
<b>Canine</b>	H	Adoption	99	99
	I	Return to Owner	48	48
	J	Transferred to Another Agency	38	38
	K	Return to Field	0	0
	L	Other Live Outcomes	0	0
	<b>M</b>	<b>Subtotal: Live Outcomes</b>	<b>185</b>	<b>185</b>
	N	Died in Care	0	0
	O	Lost in Care	0	0
	P	Shelter Euthanasia	28	28
	Q	Owner Intended Euthanasia	9	9
	<b>R</b>	<b>Subtotal: Other Outcomes</b>	<b>37</b>	<b>37</b>
	<b>Canine Total Outcome</b>			<b>222</b>
<b>Feline</b>	H	Adoption	263	263
	I	Return to Owner	6	6
	J	Transferred to Another Agency	1	1
	K	Return to Field	214	214
	L	Other Live Outcomes	0	0
	<b>M</b>	<b>Subtotal: Live Outcomes</b>	<b>484</b>	<b>484</b>
	N	Died in Care	27	27
	O	Lost in Care	0	0
	P	Shelter Euthanasia	81	81
	Q	Owner Intended Euthanasia	0	0
	<b>R</b>	<b>Subtotal: Other Outcomes</b>	<b>108</b>	<b>108</b>
	<b>Feline Total Outcome</b>			<b>592</b>
	H	Adoption	362	362
	I	Return to Owner	54	54
	J	Transferred to Another Agency	39	39
	K	Return to Field	214	214
	L	Other Live Outcomes	0	0
	N	Died in Care	27	27
	O	Lost in Care	0	0
	P	Shelter Euthanasia	109	109
	Q	Owner Intended Euthanasia	9	9
	<b>S</b>	<b>Total Outcome</b>	<b>814</b>	<b>814</b>

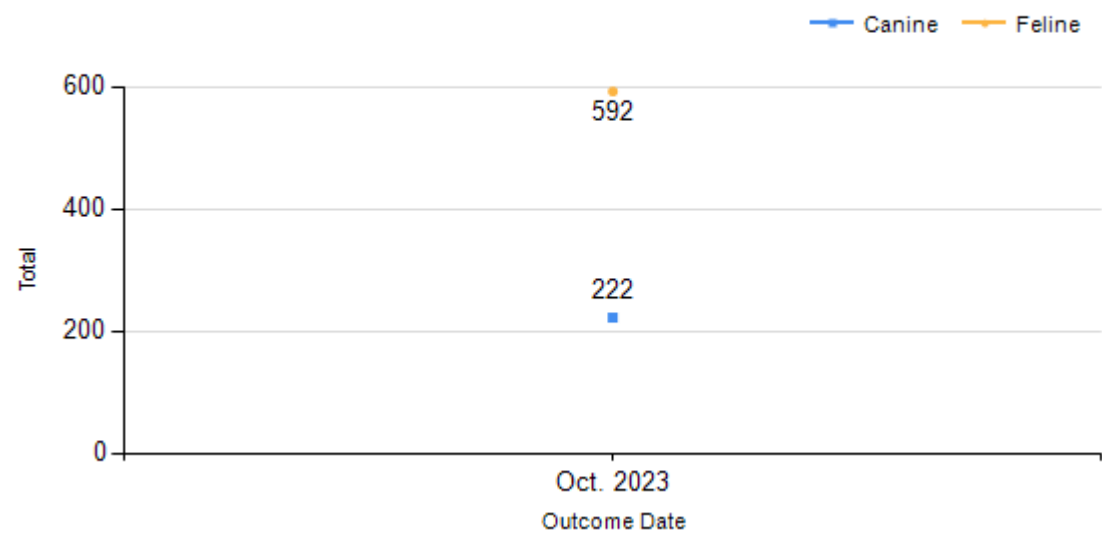
**Total Outcome (Month to Month Comparison)**  
10/1/2023 - 10/31/2023



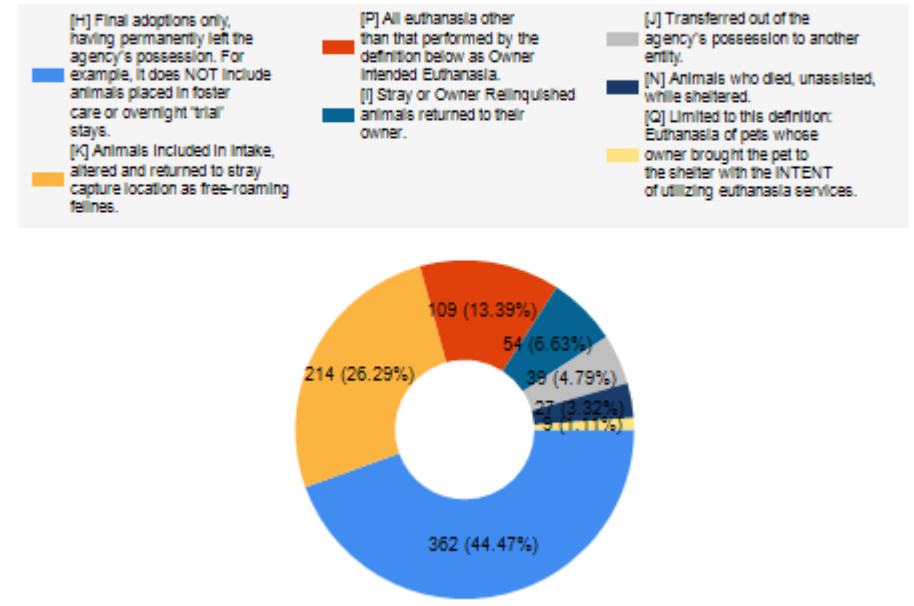
**Total Outcome (Month to Month Comparison)**  
10/1/2023 - 10/31/2023 by Intake Type



**Total Outcome (Month to Month Comparison)**  
10/1/2023 - 10/31/2023 by Species



**Total Outcome (Month to Month Comparison)**  
10/1/2023 - 10/31/2023 by Outcome Type



	TOTAL			Canine			Feline		
	Live Release	Live Release (%)	Change (%)	Live Release	Live Release (%)	Change (%)	Live Release	Live Release (%)	Change (%)
Oct. 2023	669	83.11%	NaN	185	86.85%	NaN	484	81.76%	NaN
<b>10/1/2023 - 10/31/2023</b>	<b>814</b>	<b>83.11%</b>							

Formula:  
 $M / (S \text{ subtract } Q) = 83.11\%$   
 $669 / (814 \text{ subtract } 9) = 83.11\%$