

Intake & Outcome Statistics (10/1/2021 - 10/31/2022) Pivoted by Intake & Outcome				Month to Month Comparison													
	Canine	Feline	Total	Oct. 2021	Nov. 2021	Dec. 2021	Jan. 2022	Feb. 2022	Mar. 2022	Apr. 2022	May. 2022	Jun. 2022	Jul. 2022	Aug. 2022	Sep. 2022	Oct. 2022	
<b>LIVE INTAKE</b>																	
<b>B</b>	Stray/At Large	1,863	5,600	<b>7,463</b>	516	351	400	433	410	509	550	770	747	664	693	689	731
<b>C</b>	Relinquished by Owner	261	361	<b>622</b>	23	35	58	76	48	48	29	43	29	41	42	35	115
<b>D</b>	Owner Intended Euthanasia	131	60	<b>191</b>	11	9	16	13	9	14	23	18	18	24	12	11	13
<b>E</b>	Transferred in from Agency (In State)	4	4	<b>8</b>	0	4	0	0	0	0	0	2	0	0	2	0	0
<b>E</b>	Transferred in from Agency (Out of State)	0	0	<b>0</b>	0	0	0	0	0	0	0	0	0	0	0	0	0
<b>F</b>	Cruelty/Confiscate (Other Intakes)	243	125	<b>368</b>	10	13	25	15	29	46	50	32	18	46	44	27	13
<b>F</b>	Born in the Shelter (Other Intakes)	0	12	<b>12</b>	4	3	0	0	0	0	0	0	0	0	0	5	0
<b>F</b>	Returns (Other Intakes)	109	57	<b>166</b>	17	13	6	12	17	8	14	14	17	13	13	12	10
<b>G</b>	<b>Total Live Intake</b> <b>[ B + C + D + E + F ]</b>	2,611	6,219	<b>8,830</b>	581	428	505	549	513	625	666	879	829	788	806	779	882
<b>OUTCOMES</b>																	
<b>H</b>	Adoption	1,200	3,137	<b>4,337</b>	304	312	340	264	217	215	242	325	476	510	412	349	371
<b>I</b>	Return to Owner	480	46	<b>526</b>	33	21	48	46	50	59	33	48	38	35	39	26	50
<b>J</b>	Transferred to Another Agency	429	505	<b>934</b>	44	32	29	59	94	43	35	24	23	36	123	154	238
<b>K</b>	Return to Field	0	1,613	<b>1,613</b>	99	59	70	80	119	152	140	166	150	144	161	108	165
<b>L</b>	Other Live Outcomes	0	0	<b>0</b>	0	0	0	0	0	0	0	0	0	0	0	0	0
<b>M</b>	<b>Subtotal: Live Outcomes</b> <b>[ H + I + J + K + L ]</b>	2,109	5,301	<b>7,410</b>	480	424	487	449	480	469	450	563	687	725	735	637	824
<b>N</b>	Died in Care	12	198	<b>210</b>	19	23	6	2	5	13	22	28	18	13	17	25	19
<b>O</b>	Lost in Care	0	4	<b>4</b>	0	2	1	0	0	0	0	0	0	0	0	1	0
<b>P</b>	Shelter Euthanasia	297	712	<b>1,009</b>	57	45	62	64	61	73	91	91	98	95	75	83	114
<b>Q</b>	Owner Intended Euthanasia	158	72	<b>230</b>	15	10	19	11	12	14	28	24	22	28	18	12	17
<b>R</b>	<b>Subtotal: Other Outcomes</b> <b>[ N + O + P + Q ]</b>	467	986	<b>1,453</b>	91	80	88	77	78	100	141	143	138	136	110	121	150
<b>S</b>	<b>Total Outcomes</b> <b>[ M + R ]</b>	2,576	6,287	<b>8,863</b>	571	504	575	526	558	569	591	706	825	861	845	758	974

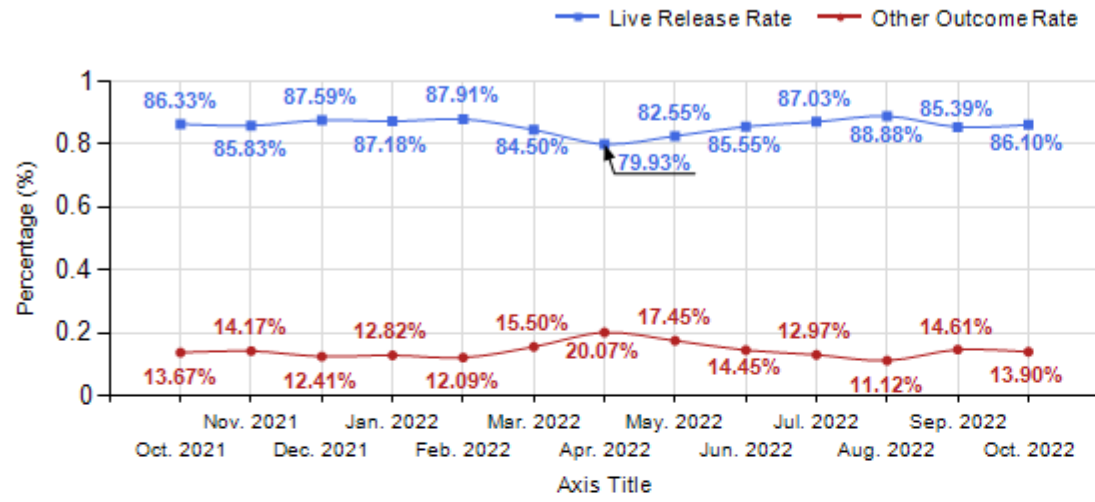
Formula:

$M / (S \text{ subtract } Q)$

$7,410 / ( 8,863 \text{ subtract } 230 ) = 85.83\%$

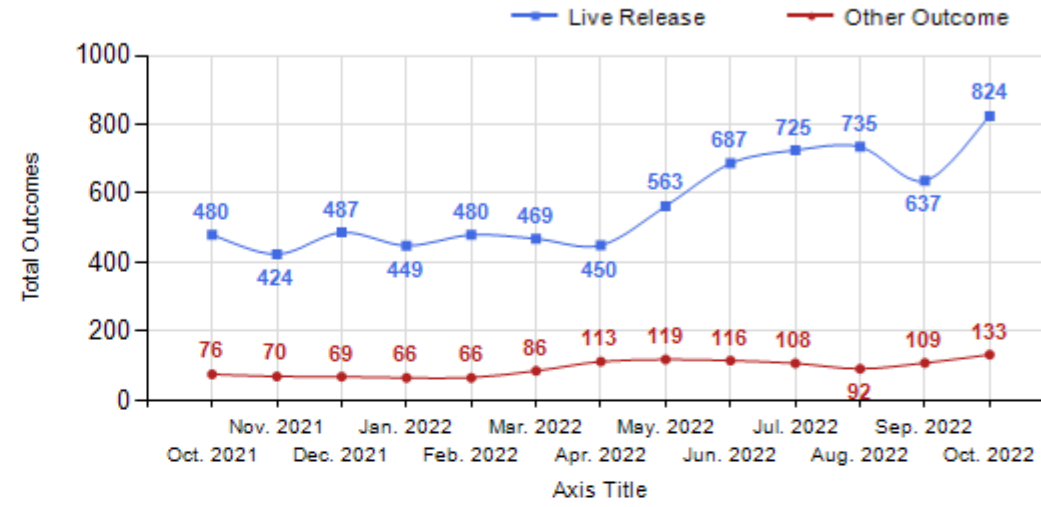
**Live Release vs Other Outcome (Month to Month Comparison) Percentage**

10/1/2021 – 10/31/2022



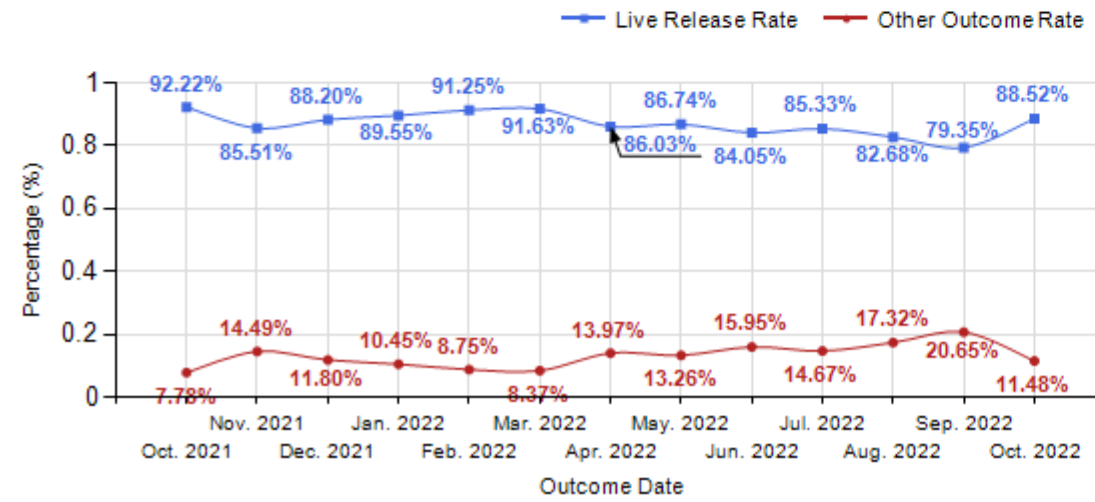
**Live Release vs Other Outcome (Month to Month Comparison) Total**

10/1/2021 – 10/31/2022



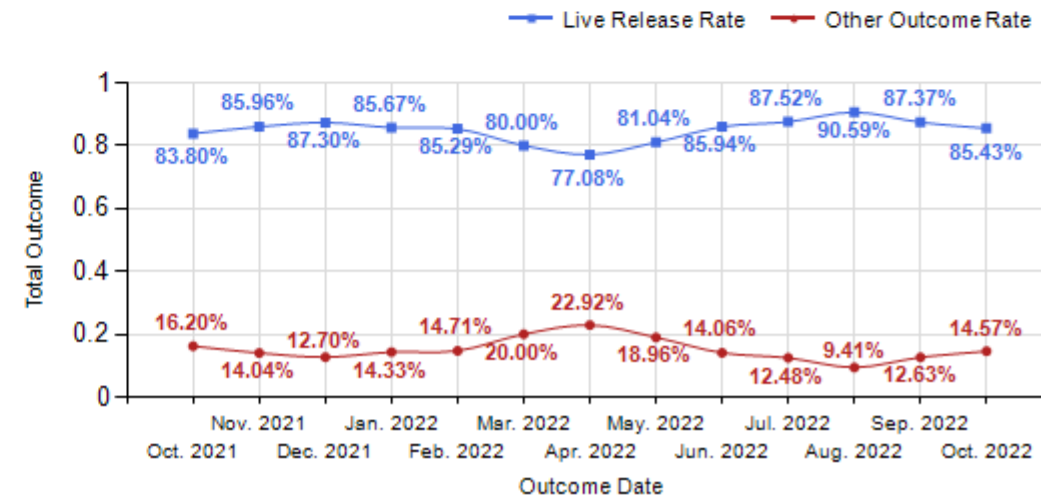
**Canine Live Release vs Other Outcome (Month to Month Comparison) Percentage**

10/1/2021 – 10/31/2022



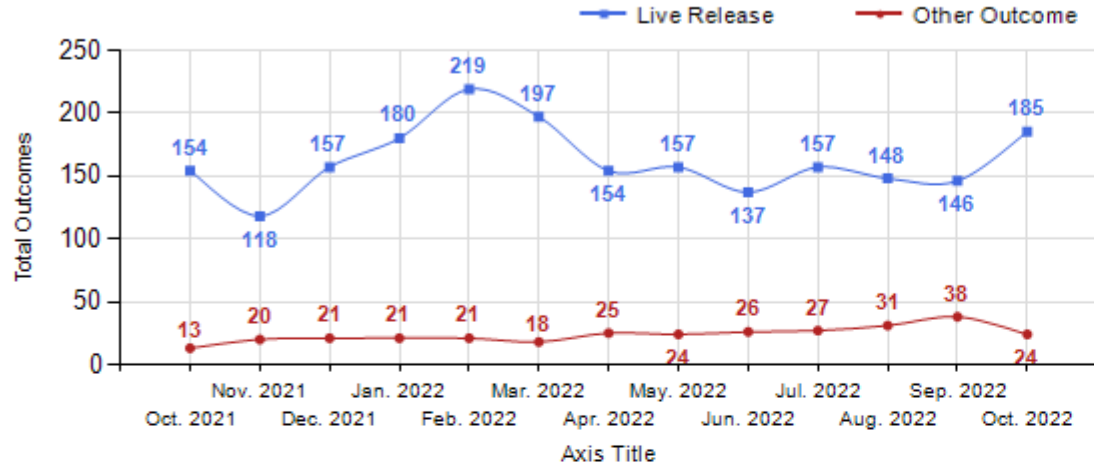
**Feline Live Release vs Other Outcome (Month to Month Comparison) Percentage**

10/1/2021 – 10/31/2022



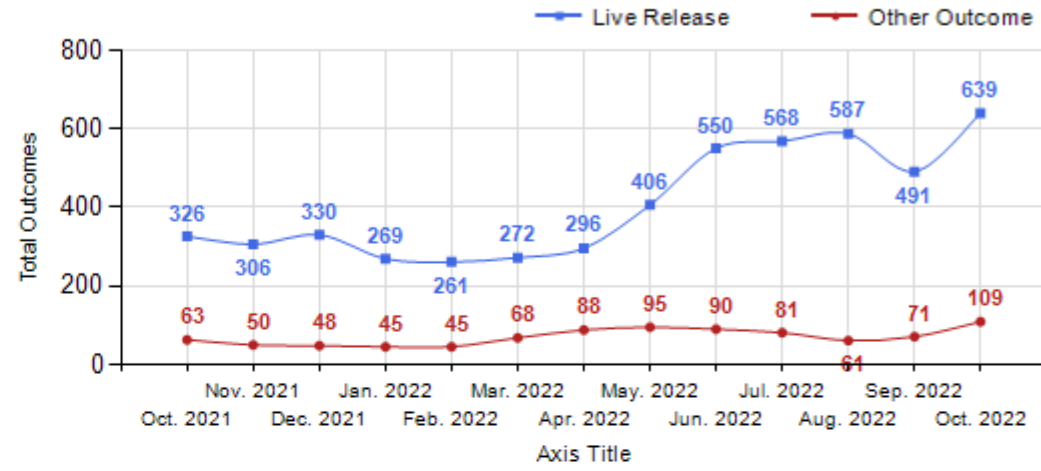
**Canine Live Release vs Other Outcome (Month to Month Comparison)**

10/1/2021 – 10/31/2022



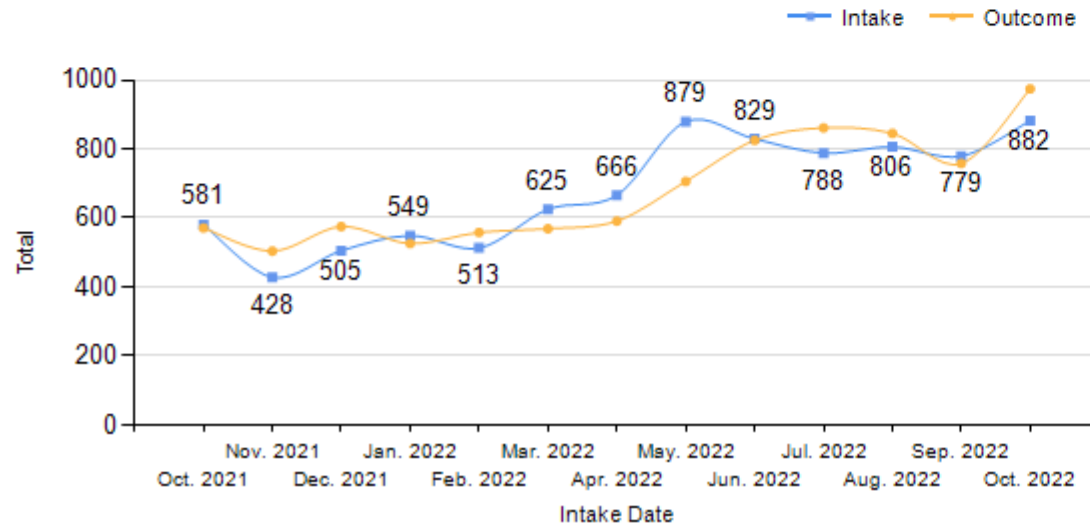
**Feline Live Release vs Other Outcome (Month to Month Comparison)**

10/1/2021 – 10/31/2022



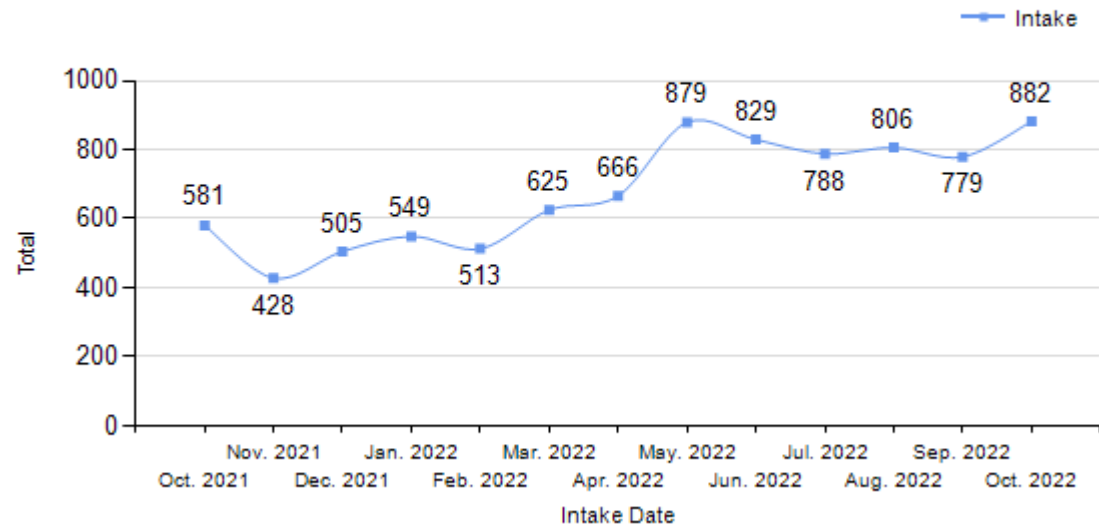
**Total Intake & Outcome (Month to Month Comparison)**

10/1/2021 – 10/31/2022

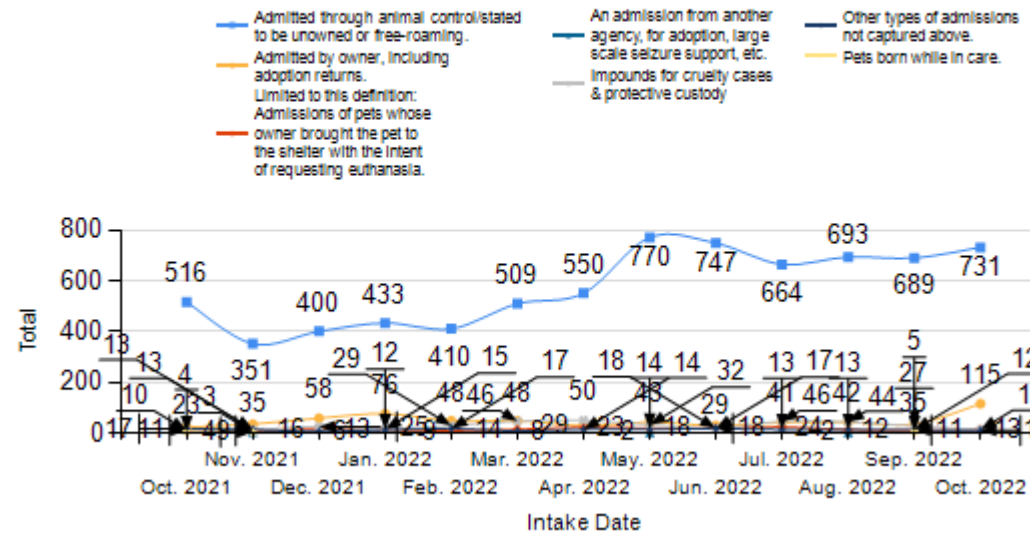


Intake Statistics Pivoted by Species (10/1/2021 - 10/31/2022)			Month to Month Comparison												
Species	Name	Total	Oct. 2021	Nov. 2021	Dec. 2021	Jan. 2022	Feb. 2022	Mar. 2022	Apr. 2022	May. 2022	Jun. 2022	Jul. 2022	Aug. 2022	Sep. 2022	Oct. 2022
Canine	B Stray/At Large	1,863	135	101	128	162	173	167	117	132	142	134	147	140	185
	C Relinquished by Owner	261	8	22	34	17	34	25	9	22	14	17	24	18	17
	D Owner Intended Euthanasia	131	9	6	10	10	6	8	17	11	16	15	7	9	7
	E Transferred in from Agency (In State)	4	0	0	0	0	0	0	0	2	0	0	2	0	0
	E Transferred in from Agency (Out of State)	0	0	0	0	0	0	0	0	0	0	0	0	0	0
	F Cruelty/Confiscate (Other Intakes)	243	10	10	16	8	14	39	38	20	12	17	33	15	11
	F Returns (Other Intakes)	109	9	7	6	7	10	8	10	12	8	7	5	10	10
	F Born in the Shelter (Other Intakes)	0	0	0	0	0	0	0	0	0	0	0	0	0	0
	<b>Canine Live Intake</b>	<b>2,611</b>	<b>171</b>	<b>146</b>	<b>194</b>	<b>204</b>	<b>237</b>	<b>247</b>	<b>191</b>	<b>199</b>	<b>192</b>	<b>190</b>	<b>218</b>	<b>192</b>	<b>230</b>
Feline	B Stray/At Large	5,600	381	250	272	271	237	342	433	638	605	530	546	549	546
	C Relinquished by Owner	361	15	13	24	59	14	23	20	21	15	24	18	17	98
	D Owner Intended Euthanasia	60	2	3	6	3	3	6	6	7	2	9	5	2	6
	E Transferred in from Agency (In State)	4	0	4	0	0	0	0	0	0	0	0	0	0	0
	E Transferred in from Agency (Out of State)	0	0	0	0	0	0	0	0	0	0	0	0	0	0
	F Cruelty/Confiscate (Other Intakes)	125	0	3	9	7	15	7	12	12	6	29	11	12	2
	F Returns (Other Intakes)	57	8	6	0	5	7	0	4	2	9	6	8	2	0
	F Born in the Shelter (Other Intakes)	12	4	3	0	0	0	0	0	0	0	0	0	5	0
	<b>Feline Live Intake</b>	<b>6,219</b>	<b>410</b>	<b>282</b>	<b>311</b>	<b>345</b>	<b>276</b>	<b>378</b>	<b>475</b>	<b>680</b>	<b>637</b>	<b>598</b>	<b>588</b>	<b>587</b>	<b>652</b>
B Stray/At Large	7,463	516	351	400	433	410	509	550	770	747	664	693	689	731	
C Relinquished by Owner	622	23	35	58	76	48	48	29	43	29	41	42	35	115	
D Owner Intended Euthanasia	191	11	9	16	13	9	14	23	18	18	24	12	11	13	
E Transferred in from Agency (In State)	8	0	4	0	0	0	0	0	2	0	0	2	0	0	
E Transferred in from Agency (Out of State)	0	0	0	0	0	0	0	0	0	0	0	0	0	0	
F Cruelty/Confiscate (Other Intakes)	368	10	13	25	15	29	46	50	32	18	46	44	27	13	
F Returns (Other Intakes)	166	17	13	6	12	17	8	14	14	17	13	13	12	10	
F Born in the Shelter (Other Intakes)	12	4	3	0	0	0	0	0	0	0	0	0	5	0	
<b>G Total Live Intake</b>	<b>8,830</b>	<b>581</b>	<b>428</b>	<b>505</b>	<b>549</b>	<b>513</b>	<b>625</b>	<b>666</b>	<b>879</b>	<b>829</b>	<b>788</b>	<b>806</b>	<b>779</b>	<b>882</b>	

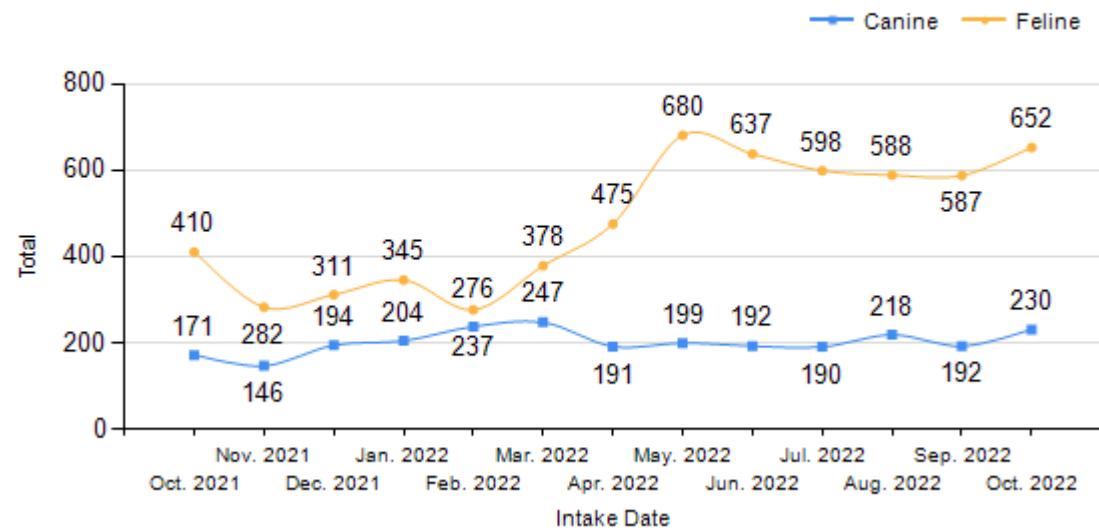
**Total Intake (Month to Month Comparison)**  
10/1/2021 - 10/31/2022



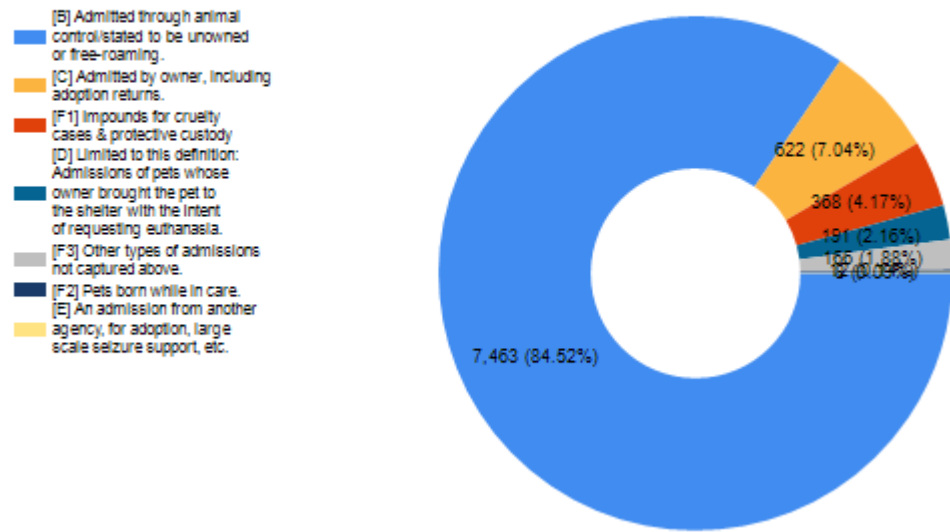
**Total Intake (Month to Month Comparison)**  
10/1/2021 - 10/31/2022 by Intake Type



**Total Intake (Month to Month Comparison)**  
10/1/2021 - 10/31/2022 by Species

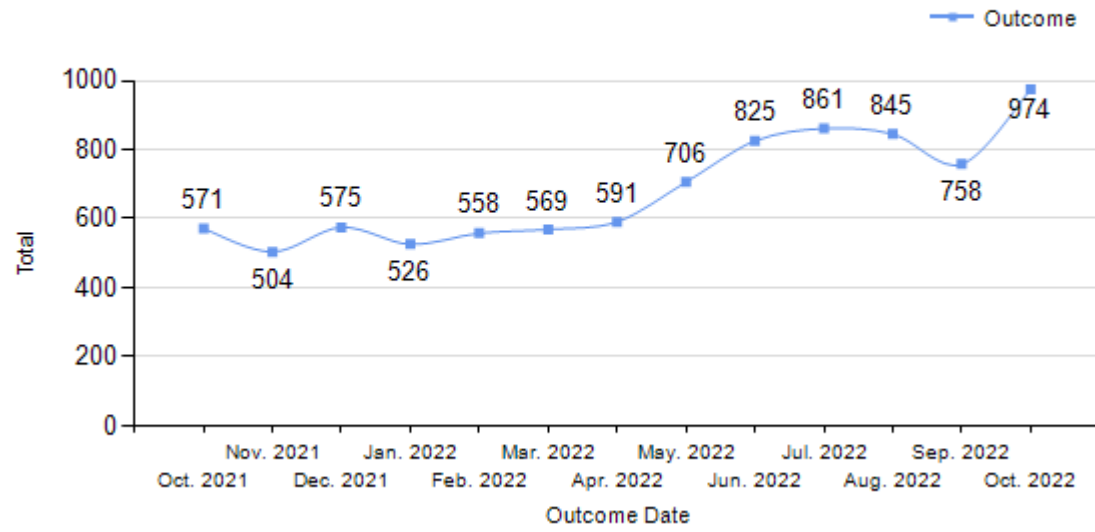


**Total Intake (Month to Month Comparison)**  
10/1/2021 - 10/31/2022 by Intake Type

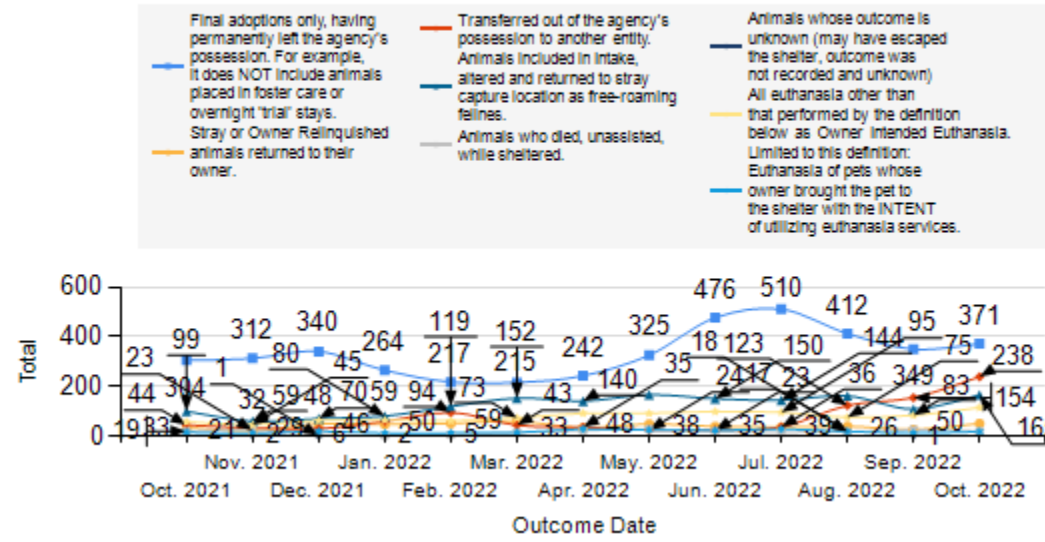


Outcome Statistics Pivoted by Species (10/1/2021 - 10/31/2022)			Month to Month Comparison												
Species	Name	Total	Oct. 2021	Nov. 2021	Dec. 2021	Jan. 2022	Feb. 2022	Mar. 2022	Apr. 2022	May. 2022	Jun. 2022	Jul. 2022	Aug. 2022	Sep. 2022	Oct. 2022
Canine	H Adoption	1,200	90	71	91	85	104	99	97	90	78	109	97	93	96
	I Return to Owner	480	30	19	40	39	45	57	31	44	37	33	31	25	49
	J Transferred to Another Agency	429	34	28	26	56	70	41	26	23	22	15	20	28	40
	K Return to Field	0	0	0	0	0	0	0	0	0	0	0	0	0	0
	L Other Live Outcomes	0	0	0	0	0	0	0	0	0	0	0	0	0	0
	<b>M Subtotal: Live Outcomes</b>	<b>2,109</b>	<b>154</b>	<b>118</b>	<b>157</b>	<b>180</b>	<b>219</b>	<b>197</b>	<b>154</b>	<b>157</b>	<b>137</b>	<b>157</b>	<b>148</b>	<b>146</b>	<b>185</b>
	N Died in Care	12	1	0	0	0	1	1	0	0	0	1	2	4	2
	O Lost in Care	0	0	0	0	0	0	0	0	0	0	0	0	0	0
	P Shelter Euthanasia	297	12	20	21	21	20	17	25	24	26	26	29	34	22
	Q Owner Intended Euthanasia	158	11	6	12	8	8	9	20	15	20	19	11	8	11
	<b>R Subtotal: Other Outcomes</b>	<b>467</b>	<b>24</b>	<b>26</b>	<b>33</b>	<b>29</b>	<b>29</b>	<b>27</b>	<b>45</b>	<b>39</b>	<b>46</b>	<b>46</b>	<b>42</b>	<b>46</b>	<b>35</b>
	<b>Canine Total Outcome</b>	<b>2,576</b>	<b>178</b>	<b>144</b>	<b>190</b>	<b>209</b>	<b>248</b>	<b>224</b>	<b>199</b>	<b>196</b>	<b>183</b>	<b>203</b>	<b>190</b>	<b>192</b>	<b>220</b>
Feline	H Adoption	3,137	214	241	249	179	113	116	145	235	398	401	315	256	275
	I Return to Owner	46	3	2	8	7	5	2	2	4	1	2	8	1	1
	J Transferred to Another Agency	505	10	4	3	3	24	2	9	1	1	21	103	126	198
	K Return to Field	1,613	99	59	70	80	119	152	140	166	150	144	161	108	165
	L Other Live Outcomes	0	0	0	0	0	0	0	0	0	0	0	0	0	0
	<b>M Subtotal: Live Outcomes</b>	<b>5,301</b>	<b>326</b>	<b>306</b>	<b>330</b>	<b>269</b>	<b>261</b>	<b>272</b>	<b>296</b>	<b>406</b>	<b>550</b>	<b>568</b>	<b>587</b>	<b>491</b>	<b>639</b>
	N Died in Care	198	18	23	6	2	4	12	22	28	18	12	15	21	17
	O Lost in Care	4	0	2	1	0	0	0	0	0	0	0	0	1	0
	P Shelter Euthanasia	712	45	25	41	43	41	56	66	67	72	69	46	49	92
	Q Owner Intended Euthanasia	72	4	4	7	3	4	5	8	9	2	9	7	4	6
	<b>R Subtotal: Other Outcomes</b>	<b>986</b>	<b>67</b>	<b>54</b>	<b>55</b>	<b>48</b>	<b>49</b>	<b>73</b>	<b>96</b>	<b>104</b>	<b>92</b>	<b>90</b>	<b>68</b>	<b>75</b>	<b>115</b>
	<b>Feline Total Outcome</b>	<b>6,287</b>	<b>393</b>	<b>360</b>	<b>385</b>	<b>317</b>	<b>310</b>	<b>345</b>	<b>392</b>	<b>510</b>	<b>642</b>	<b>658</b>	<b>655</b>	<b>566</b>	<b>754</b>
H Adoption	4,337	304	312	340	264	217	215	242	325	476	510	412	349	371	
I Return to Owner	526	33	21	48	46	50	59	33	48	38	35	39	26	50	
J Transferred to Another Agency	934	44	32	29	59	94	43	35	24	23	36	123	154	238	
K Return to Field	1,613	99	59	70	80	119	152	140	166	150	144	161	108	165	
L Other Live Outcomes	0	0	0	0	0	0	0	0	0	0	0	0	0	0	
N Died in Care	210	19	23	6	2	5	13	22	28	18	13	17	25	19	
O Lost in Care	4	0	2	1	0	0	0	0	0	0	0	0	1	0	
P Shelter Euthanasia	1,009	57	45	62	64	61	73	91	91	98	95	75	83	114	
Q Owner Intended Euthanasia	230	15	10	19	11	12	14	28	24	22	28	18	12	17	
<b>S Total Outcome</b>	<b>8,863</b>	<b>571</b>	<b>504</b>	<b>575</b>	<b>526</b>	<b>558</b>	<b>569</b>	<b>591</b>	<b>706</b>	<b>825</b>	<b>861</b>	<b>845</b>	<b>758</b>	<b>974</b>	

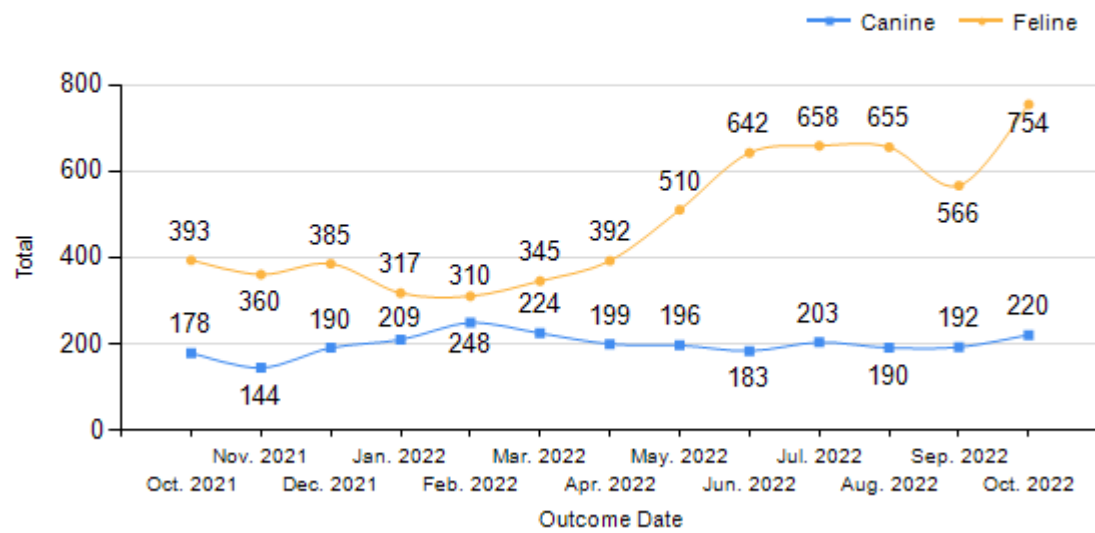
**Total Outcome (Month to Month Comparison)**  
10/1/2021 - 10/31/2022



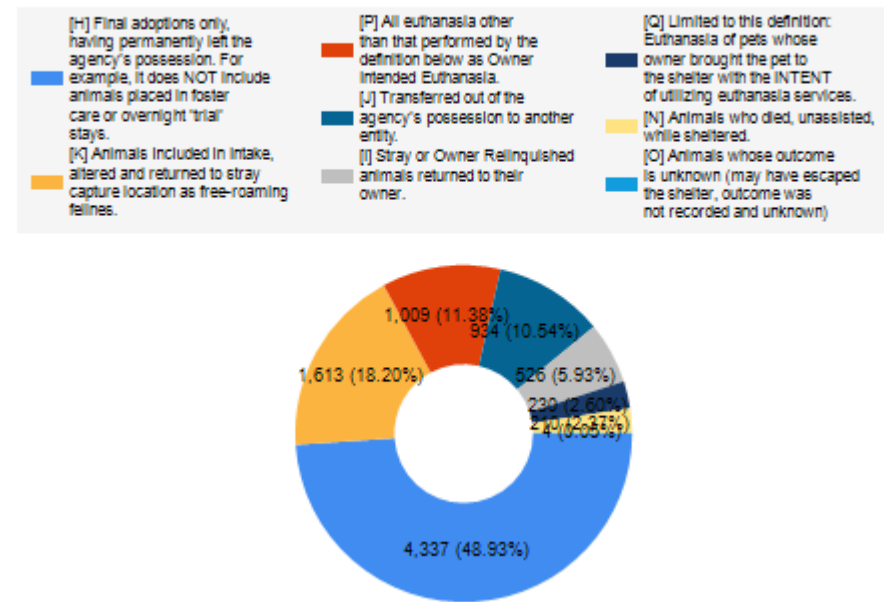
**Total Outcome (Month to Month Comparison)**  
10/1/2021 - 10/31/2022 by Intake Type



**Total Outcome (Month to Month Comparison)**  
10/1/2021 - 10/31/2022 by Species



**Total Outcome (Month to Month Comparison)**  
10/1/2021 - 10/31/2022 by Outcome Type



	TOTAL			Canine			Feline		
	Live Release	Live Release (%)	Change (%)	Live Release	Live Release (%)	Change (%)	Live Release	Live Release (%)	Change (%)
Oct. 2021	480	86.33%	NaN	154	92.22%	NaN	326	83.80%	NaN
Nov. 2021	424	85.83%	-0.50%	118	85.51%	-6.71%	306	85.96%	2.15%
Dec. 2021	487	87.59%	1.76%	157	88.20%	2.70%	330	87.30%	1.35%
Jan. 2022	449	87.18%	-0.41%	180	89.55%	1.35%	269	85.67%	-1.63%
Feb. 2022	480	87.91%	0.73%	219	91.25%	1.70%	261	85.29%	-0.37%
Mar. 2022	469	84.50%	-3.41%	197	91.63%	0.38%	272	80.00%	-5.29%
Apr. 2022	450	79.93%	-4.58%	154	86.03%	-5.59%	296	77.08%	-2.92%
May. 2022	563	82.55%	2.62%	157	86.74%	0.71%	406	81.04%	3.95%
Jun. 2022	687	85.55%	3.00%	137	84.05%	-2.69%	550	85.94%	4.90%
Jul. 2022	725	87.03%	1.48%	157	85.33%	1.28%	568	87.52%	1.58%
Aug. 2022	735	88.88%	1.84%	148	82.68%	-2.64%	587	90.59%	3.07%
Sep. 2022	637	85.39%	-3.49%	146	79.35%	-3.33%	491	87.37%	-3.22%
Oct. 2022	824	86.10%	0.71%	185	88.52%	9.17%	639	85.43%	-1.94%

Formula:  
 $M / (S \text{ subtract } Q)$   
 $7,410 / (8,863 \text{ subtract } 230) = 85.83\%$