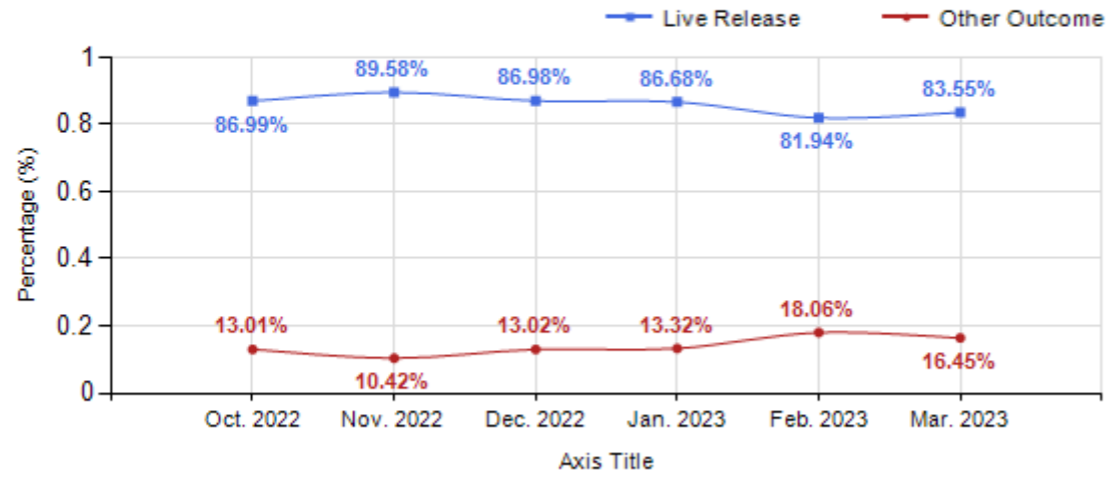


Intake & Outcome Statistics (10/1/2022 - 3/31/2023) Pivoted by Intake & Outcome				Month to Month Comparison						
				Canine	Feline	Total	Oct. 2022	Nov. 2022	Dec. 2022	Jan. 2023
LIVE INTAKE										
B	Stray/At Large	1,001	2,342	3,343	731	514	536	500	500	562
C	Relinquished by Owner	173	322	495	114	67	69	102	53	90
D	Owner Intended Euthanasia	61	31	92	13	15	23	15	14	12
E	Transferred in from Agency (In State)	1	4	5	0	3	0	1	0	1
E	Transferred in from Agency (Out of State)	0	0	0	0	0	0	0	0	0
F	Cruelty/Confiscate (Other Intakes)	95	45	140	14	21	33	15	25	32
F	Born in the Shelter (Other Intakes)	0	5	5	0	0	0	0	0	5
F	Returns (Other Intakes)	40	36	76	10	18	19	7	12	10
G	Total Live Intake [B + C + D + E + F]	1,371	2,785	4,156	882	638	680	640	604	712
OUTCOMES										
H	Adoption	572	1,358	1,930	436	385	388	287	215	219
I	Return to Owner	213	37	250	50	47	32	38	44	39
J	Transferred to Another Agency	308	402	710	238	92	108	104	50	118
K	Return to Field	0	814	814	165	95	100	176	131	147
L	Other Live Outcomes	0	0	0	0	0	0	0	0	0
M	Subtotal: Live Outcomes [H + I + J + K + L]	1,093	2,611	3,704	889	619	628	605	440	523
N	Died in Care	5	66	71	19	8	6	7	16	15
O	Lost in Care	2	7	9	0	0	1	0	8	0
P	Shelter Euthanasia	170	342	512	114	64	87	86	73	88
Q	Owner Intended Euthanasia	78	37	115	17	19	27	21	14	17
R	Subtotal: Other Outcomes [N + O + P + Q]	255	452	707	150	91	121	114	111	120
S	Total Outcomes [M + R]	1,348	3,063	4,411	1,039	710	749	719	551	643
	Asilomar "Lite" Live Release Rate:	86.06%	86.29%	86.22%	86.99%	89.58%	86.98%	86.68%	81.94%	83.55%
	Canine Asilomar "Lite" Live Release Rate			86.06%	88.52%	88.55%	80.00%	86.04%	82.71%	89.77%
	Feline Asilomar "Lite" Live Release Rate			86.29%	86.59%	89.90%	89.56%	86.97%	81.42%	79.01%

Formula:
 $M / (S \text{ subtract } Q)$
 $3,704 / (4,411 \text{ subtract } 115) = 86.22\%$

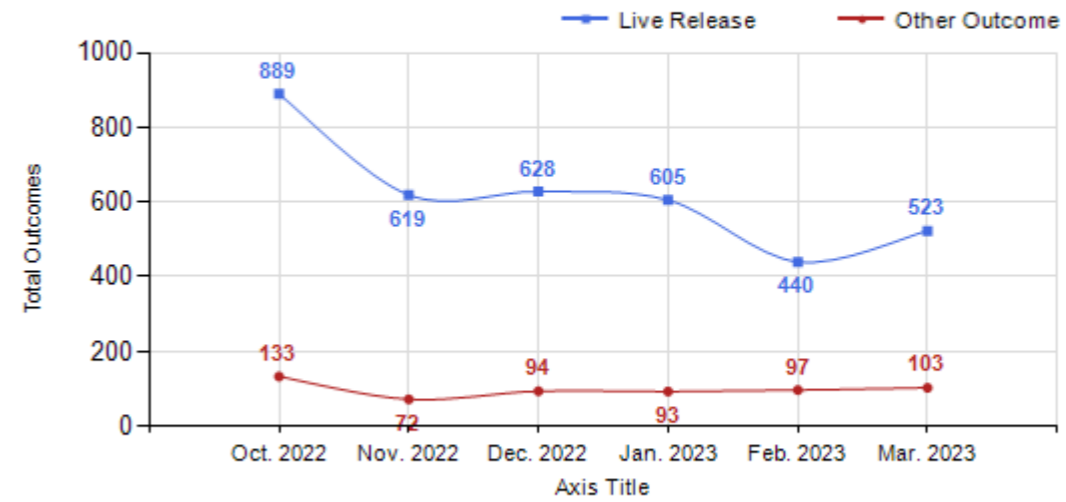
Live Release vs Other Outcome (Month to Month Comparison) Percentage

10/1/2022 – 3/31/2023



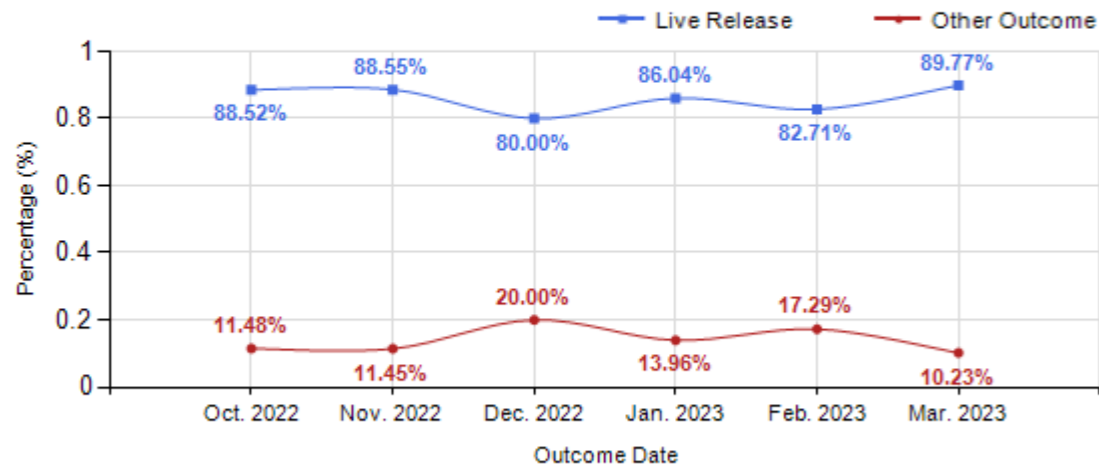
Live Release vs Other Outcome (Month to Month Comparison) Total

10/1/2022 – 3/31/2023



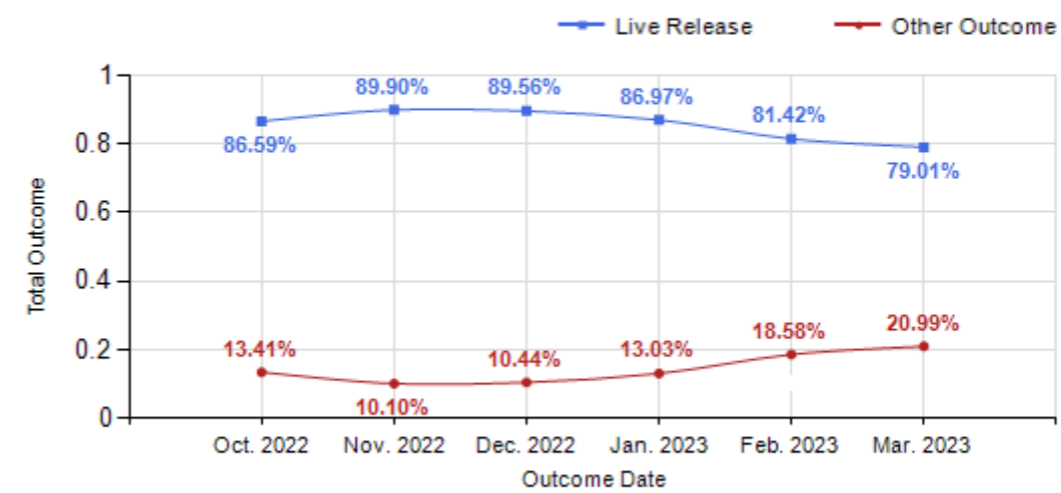
Canine Live Release vs Other Outcome (Month to Month Comparison) Percentage

10/1/2022 – 3/31/2023



Feline Live Release vs Other Outcome (Month to Month Comparison) Percentage

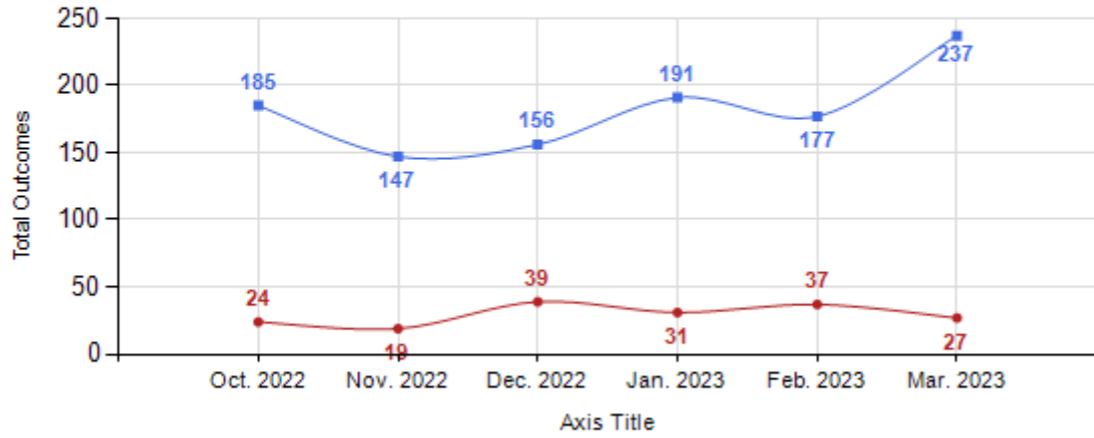
10/1/2022 – 3/31/2023



Canine Live Release vs Other Outcome (Month to Month Comparison)

10/1/2022 – 3/31/2023

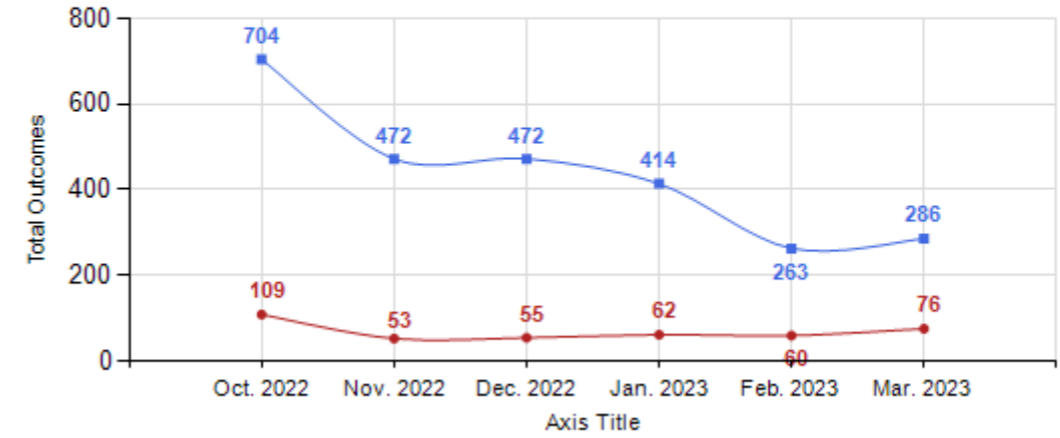
Live Release Other Outcome



Feline Live Release vs Other Outcome (Month to Month Comparison)

10/1/2022 – 3/31/2023

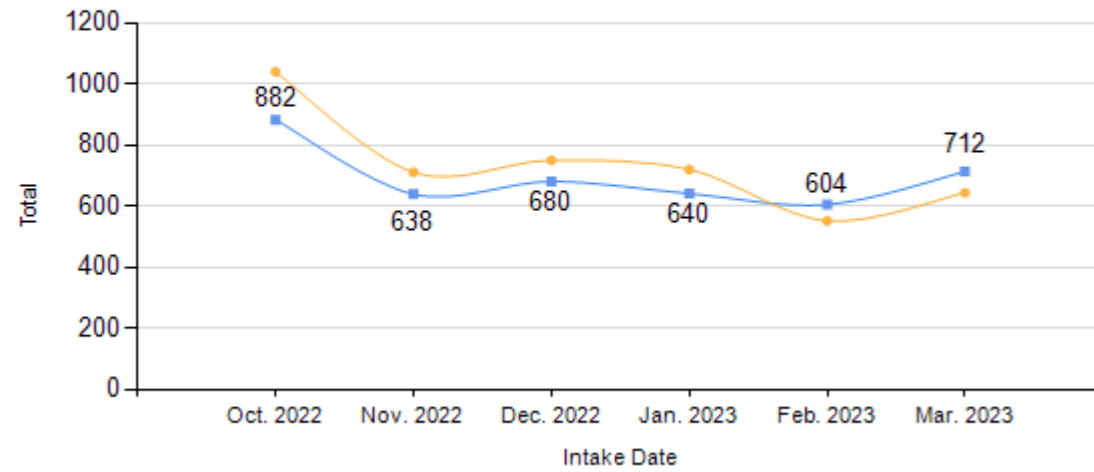
Live Release Other Outcome



Total Intake & Outcome (Month to Month Comparison)

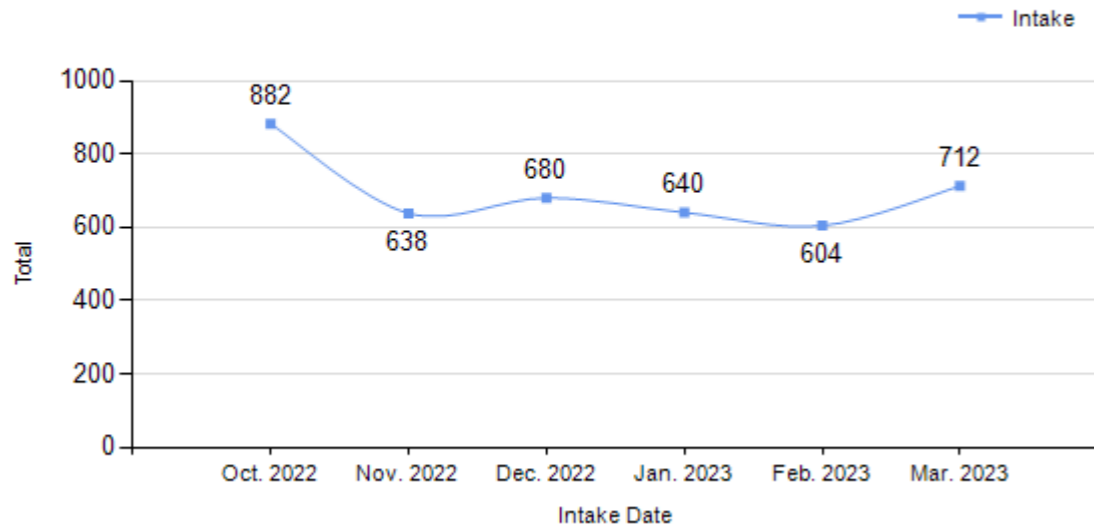
10/1/2022 – 3/31/2023

Intake Outcome

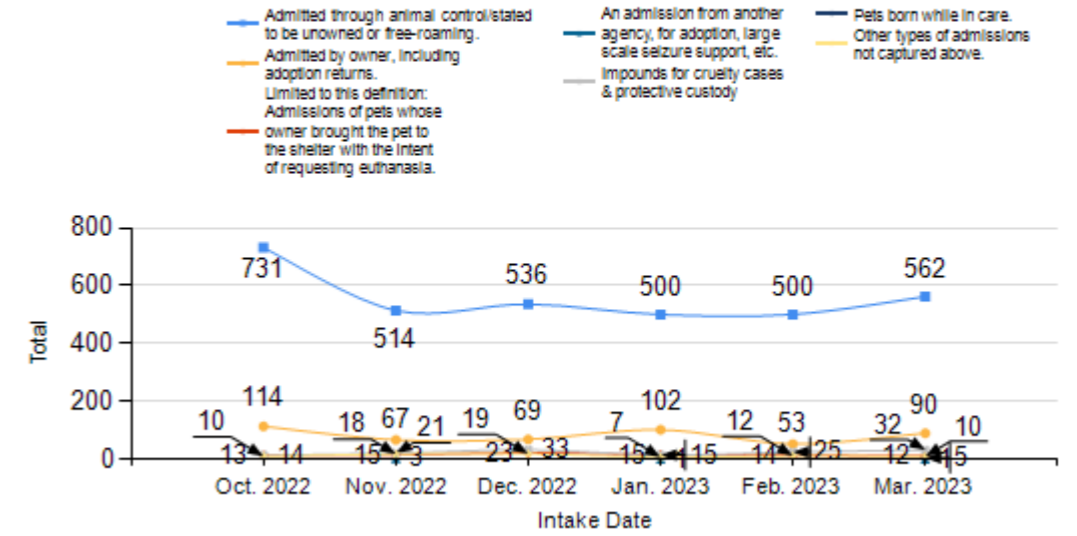


Intake Statistics Pivoted by Species (10/1/2022 - 3/31/2023)				Month to Month Comparison					
Species		Name	Total	Oct. 2022	Nov. 2022	Dec. 2022	Jan. 2023	Feb. 2023	Mar. 2023
Canine	B	Stray/At Large	1,001	185	144	152	172	167	181
	C	Relinquished by Owner	173	16	8	20	40	16	73
	D	Owner Intended Euthanasia	61	7	11	14	10	12	7
	E	Transferred in from Agency (In State)	1	0	0	0	1	0	0
	E	Transferred in from Agency (Out of State)	0	0	0	0	0	0	0
	F	Cruelty/Confiscate (Other Intakes)	95	12	11	19	11	20	22
	F	Born in the Shelter (Other Intakes)	0	0	0	0	0	0	0
	F	Returns (Other Intakes)	40	10	9	9	4	4	4
			Canine Live Intake	1,371	230	183	214	238	219
Feline	B	Stray/At Large	2,342	546	370	384	328	333	381
	C	Relinquished by Owner	322	98	59	49	62	37	17
	D	Owner Intended Euthanasia	31	6	4	9	5	2	5
	E	Transferred in from Agency (In State)	4	0	3	0	0	0	1
	E	Transferred in from Agency (Out of State)	0	0	0	0	0	0	0
	F	Cruelty/Confiscate (Other Intakes)	45	2	10	14	4	5	10
	F	Born in the Shelter (Other Intakes)	5	0	0	0	0	0	5
	F	Returns (Other Intakes)	36	0	9	10	3	8	6
			Feline Live Intake	2,785	652	455	466	402	385
	B	Stray/At Large	3,343	731	514	536	500	500	562
	C	Relinquished by Owner	495	114	67	69	102	53	90
	D	Owner Intended Euthanasia	92	13	15	23	15	14	12
	E	Transferred in from Agency (In State)	5	0	3	0	1	0	1
	E	Transferred in from Agency (Out of State)	0	0	0	0	0	0	0
	F	Cruelty/Confiscate (Other Intakes)	140	14	21	33	15	25	32
	F	Born in the Shelter (Other Intakes)	5	0	0	0	0	0	5
	F	Returns (Other Intakes)	76	10	18	19	7	12	10
	G	Total Live Intake	4,156	882	638	680	640	604	712

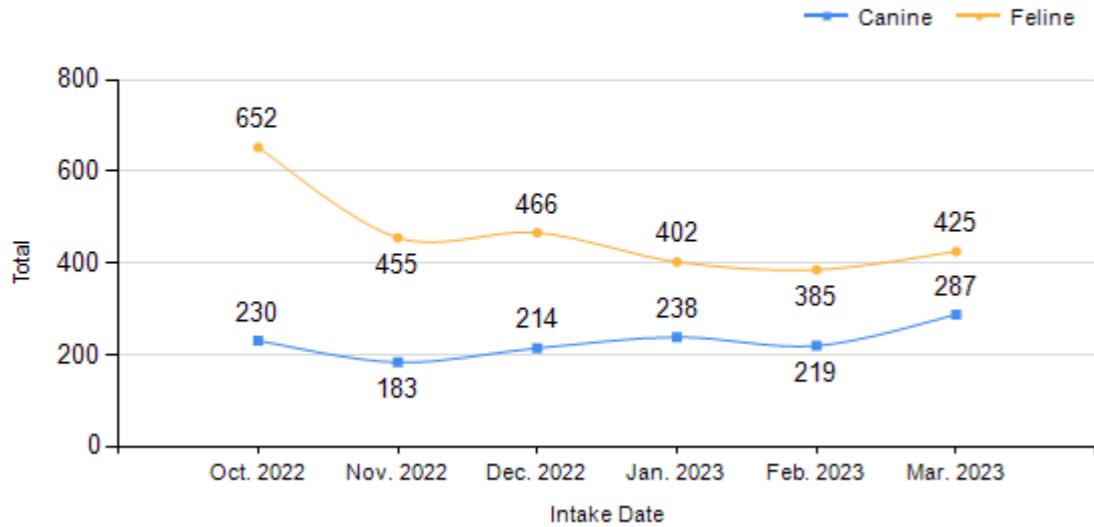
Total Intake (Month to Month Comparison)
10/1/2022 - 3/31/2023



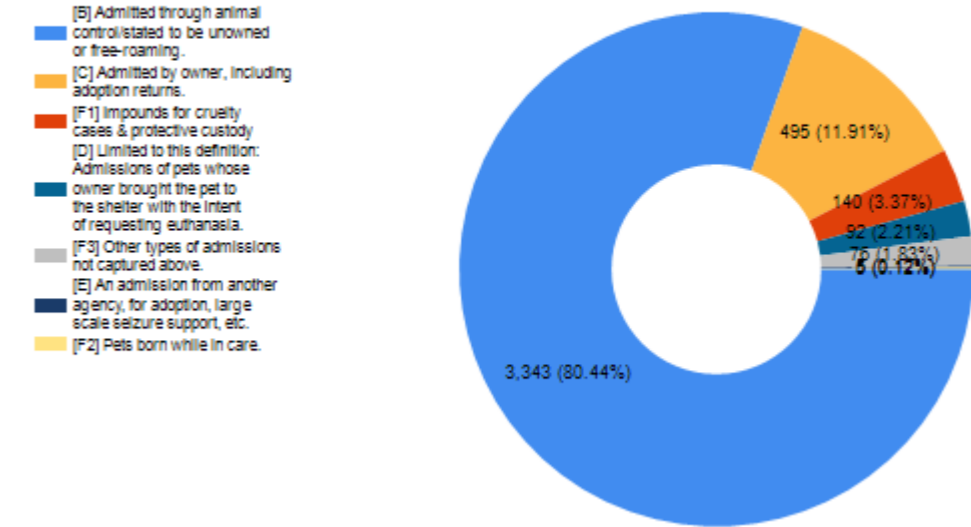
Total Intake (Month to Month Comparison)
10/1/2022 - 3/31/2023 by Intake Type



Total Intake (Month to Month Comparison)
10/1/2022 - 3/31/2023 by Species

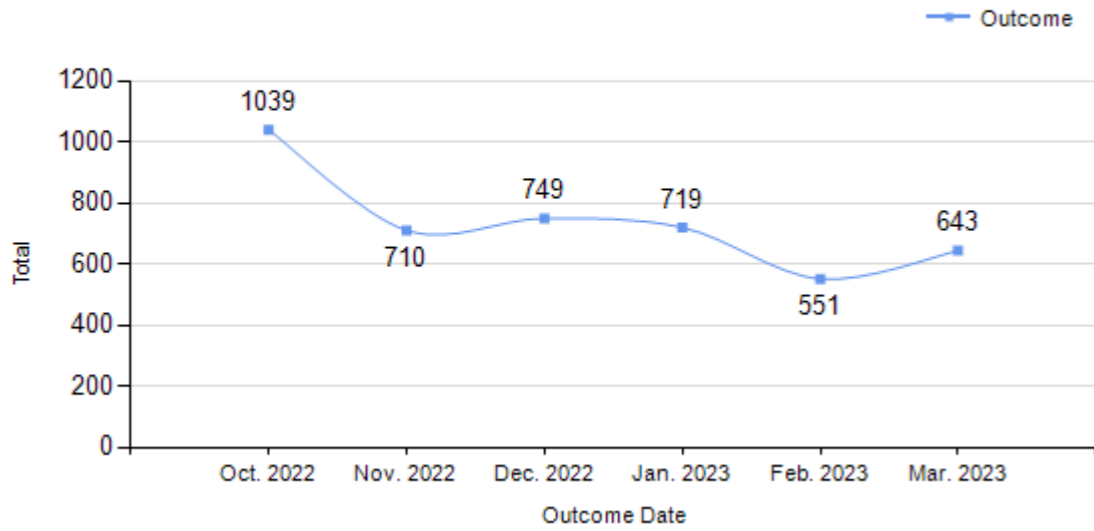


Total Intake (Month to Month Comparison)
10/1/2022 - 3/31/2023 by Intake Type

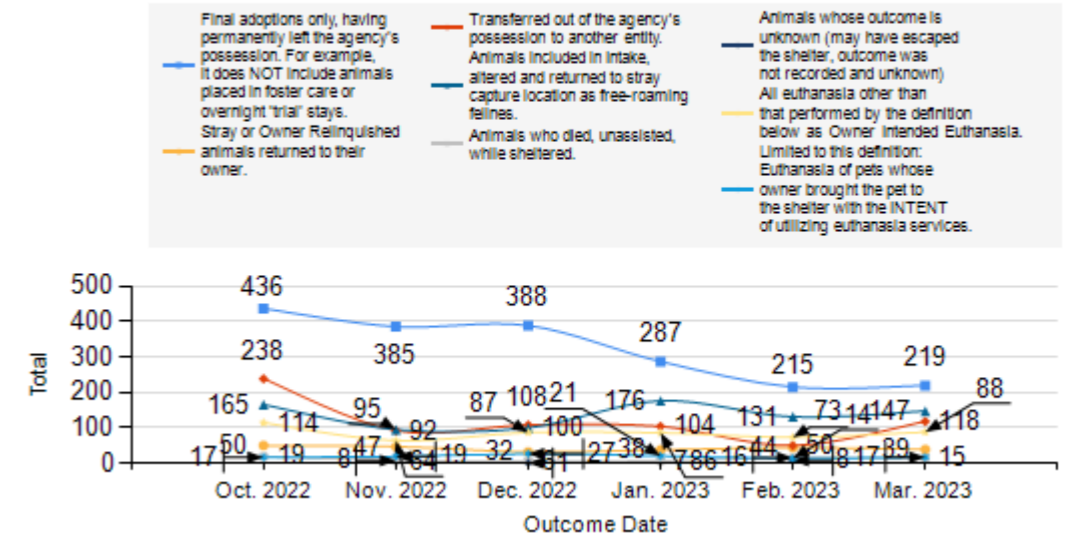


Outcome Statistics Pivoted by Species (10/1/2022 - 3/31/2023)				Month to Month Comparison					
Species		Name	Total	Oct. 2022	Nov. 2022	Dec. 2022	Jan. 2023	Feb. 2023	Mar. 2023
Canine	H	Adoption	572	96	78	91	103	96	108
	I	Return to Owner	213	49	34	28	36	36	30
	J	Transferred to Another Agency	308	40	35	37	52	45	99
	K	Return to Field	0	0	0	0	0	0	0
	L	Other Live Outcomes	0	0	0	0	0	0	0
	M	Subtotal: Live Outcomes	1,093	185	147	156	191	177	237
	N	Died in Care	5	2	0	0	0	2	1
	O	Lost in Care	2	0	0	0	0	2	0
	P	Shelter Euthanasia	170	22	19	39	31	33	26
	Q	Owner Intended Euthanasia	78	11	14	16	14	13	10
	R	Subtotal: Other Outcomes	255	35	33	55	45	50	37
		Canine Total Outcome	1,348	220	180	211	236	227	274
Feline	H	Adoption	1,358	340	307	297	184	119	111
	I	Return to Owner	37	1	13	4	2	8	9
	J	Transferred to Another Agency	402	198	57	71	52	5	19
	K	Return to Field	814	165	95	100	176	131	147
	L	Other Live Outcomes	0	0	0	0	0	0	0
	M	Subtotal: Live Outcomes	2,611	704	472	472	414	263	286
	N	Died in Care	66	17	8	6	7	14	14
	O	Lost in Care	7	0	0	1	0	6	0
	P	Shelter Euthanasia	342	92	45	48	55	40	62
	Q	Owner Intended Euthanasia	37	6	5	11	7	1	7
	R	Subtotal: Other Outcomes	452	115	58	66	69	61	83
		Feline Total Outcome	3,063	819	530	538	483	324	369
	H	Adoption	1,930	436	385	388	287	215	219
	I	Return to Owner	250	50	47	32	38	44	39
	J	Transferred to Another Agency	710	238	92	108	104	50	118
	K	Return to Field	814	165	95	100	176	131	147
	L	Other Live Outcomes	0	0	0	0	0	0	0
	N	Died in Care	71	19	8	6	7	16	15
	O	Lost in Care	9	0	0	1	0	8	0
	P	Shelter Euthanasia	512	114	64	87	86	73	88
	Q	Owner Intended Euthanasia	115	17	19	27	21	14	17
	S	Total Outcome	4,411	1,039	710	749	719	551	643

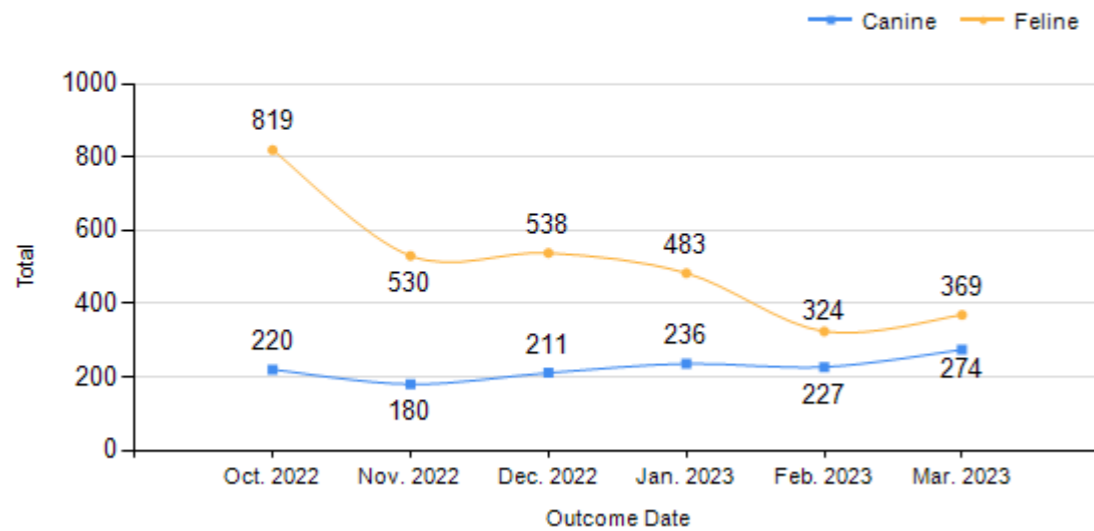
Total Outcome (Month to Month Comparison)
10/1/2022 - 3/31/2023



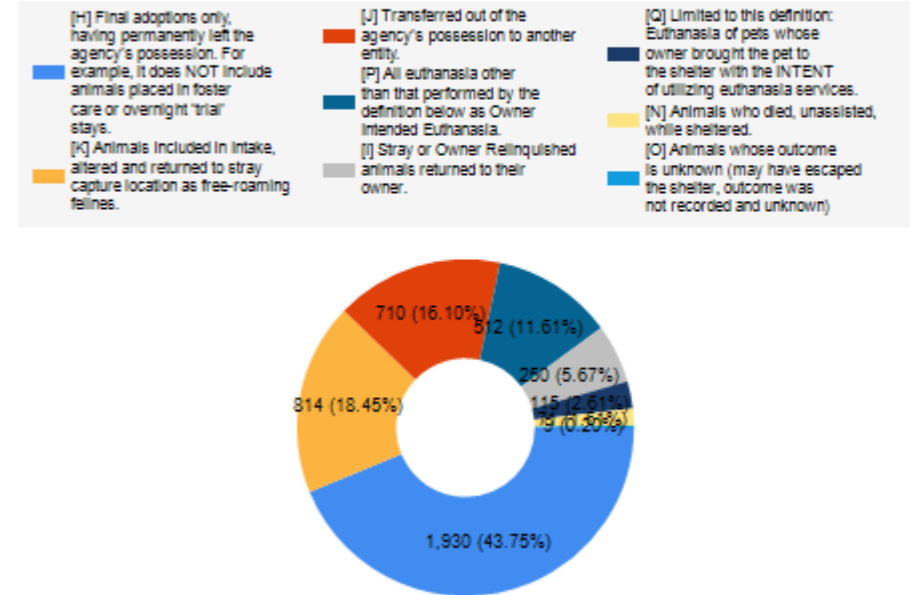
Total Outcome (Month to Month Comparison)
10/1/2022 - 3/31/2023 by Intake Type



Total Outcome (Month to Month Comparison)
10/1/2022 - 3/31/2023 by Species



Total Outcome (Month to Month Comparison)
10/1/2022 - 3/31/2023 by Outcome Type



	TOTAL			Canine			Feline		
	Live Release	Live Release (%)	Change (%)	Live Release	Live Release (%)	Change (%)	Live Release	Live Release (%)	Change (%)
Oct. 2022	889	86.99%	NaN	185	88.52%	NaN	704	86.59%	NaN
Nov. 2022	619	89.58%	2.59%	147	88.55%	0.04%	472	89.90%	3.31%
Dec. 2022	628	86.98%	-2.60%	156	80.00%	-8.55%	472	89.56%	-0.34%
Jan. 2023	605	86.68%	-0.30%	191	86.04%	6.04%	414	86.97%	-2.59%
Feb. 2023	440	81.94%	-4.74%	177	82.71%	-3.33%	263	81.42%	-5.55%
Mar. 2023	523	83.55%	1.61%	237	89.77%	7.06%	286	79.01%	-2.42%
10/1/2022 - 3/31/2023	4411	86.22%							

Formula:

$$M / (S \text{ subtract } Q) \\ 3,704 / (4,411 \text{ subtract } 115) = 86.22\%$$