

Intake & Outcome Statistics
(10/1/2022 - 5/31/2023)
Pivoted by Intake & Outcome

Month to Month Comparison

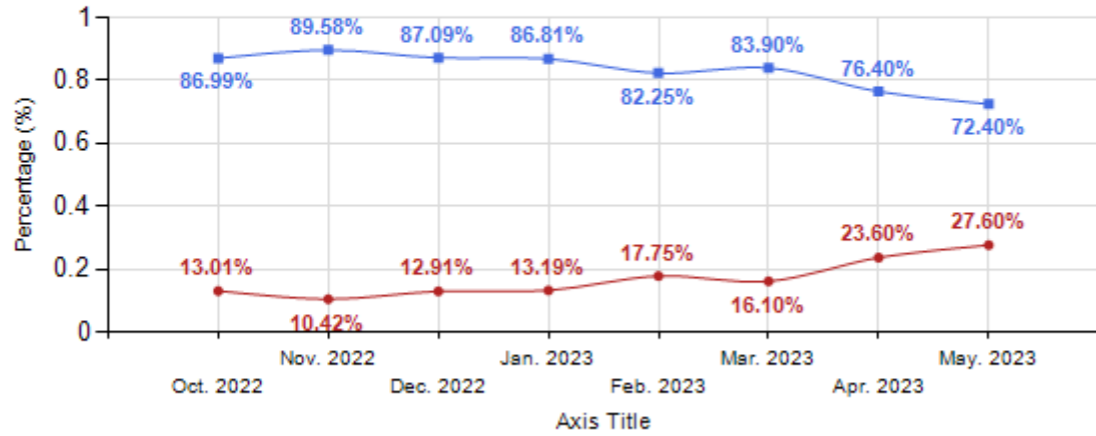
			Oct. 2022	Nov. 2022	Dec. 2022	Jan. 2023	Feb. 2023	Mar. 2023	Apr. 2023	May. 2023		
	Canine	Feline	Total									
LIVE INTAKE												
B	Stray/At Large	1,238	3,498	4,736	731	514	536	500	500	562	639	754
C	Relinquished by Owner	207	382	589	114	67	69	102	53	90	61	33
D	Owner Intended Euthanasia	74	45	119	13	15	23	15	14	12	17	10
E	Transferred in from Agency (In State)	1	8	9	0	3	0	1	0	1	4	0
E	Transferred in from Agency (Out of State)	0	0	0	0	0	0	0	0	0	0	0
F	Cruelty/Confiscate (Other Intakes)	157	58	215	14	21	33	15	25	32	39	36
F	Born in the Shelter (Other Intakes)	0	10	10	0	0	0	0	0	5	0	5
F	Returns (Other Intakes)	54	44	98	10	18	19	7	12	10	9	13
G	Total Live Intake [B + C + D + E + F]	1,731	4,045	5,776	882	638	680	640	604	712	769	851
OUTCOMES												
H	Adoption	711	1,748	2,459	436	385	394	294	229	242	197	282
I	Return to Owner	280	45	325	50	47	32	38	44	39	42	33
J	Transferred to Another Agency	366	429	795	238	92	108	104	50	114	56	33
K	Return to Field	0	1,104	1,104	165	95	100	176	131	147	129	161
L	Other Live Outcomes	0	0	0	0	0	0	0	0	0	0	0
M	Subtotal: Live Outcomes [H + I + J + K + L]	1,357	3,326	4,683	889	619	634	612	454	542	424	509
N	Died in Care	6	124	130	19	8	6	7	18	14	26	32
O	Lost in Care	1	13	14	0	0	1	0	7	0	3	3
P	Shelter Euthanasia	242	533	775	114	64	87	86	73	90	102	159
Q	Owner Intended Euthanasia	94	51	145	17	19	27	21	14	17	18	12
R	Subtotal: Other Outcomes [N + O + P + Q]	343	721	1,064	150	91	121	114	112	121	149	206
S	Total Outcomes [M + R]	1,700	4,047	5,747	1,039	710	755	726	566	663	573	715
	Asilomar "Lite" Live Release Rate:	84.50%	83.23%	83.60%	86.99%	89.58%	87.09%	86.81%	82.25%	83.90%	76.40%	72.40%
	Canine Asilomar "Lite" Live Release Rate			84.50%	88.52%	88.55%	80.00%	86.04%	83.10%	88.93%	81.66%	76.47%
	Feline Asilomar "Lite" Live Release Rate			83.23%	86.59%	89.90%	89.68%	87.16%	81.71%	80.47%	74.09%	71.11%

Formula:
M / (S subtract Q)
4,683 / (5,747 subtract 145) = 83.60%

Live Release vs Other Outcome (Month to Month Comparison) Percentage

10/1/2022 – 5/31/2023

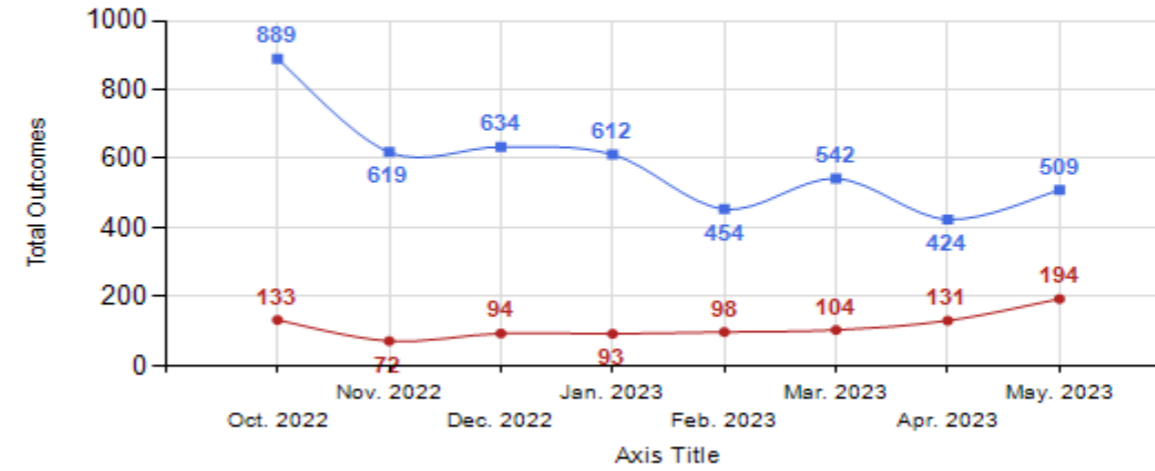
Live Release Rate Other Outcome Rate



Live Release vs Other Outcome (Month to Month Comparison) Total

10/1/2022 – 5/31/2023

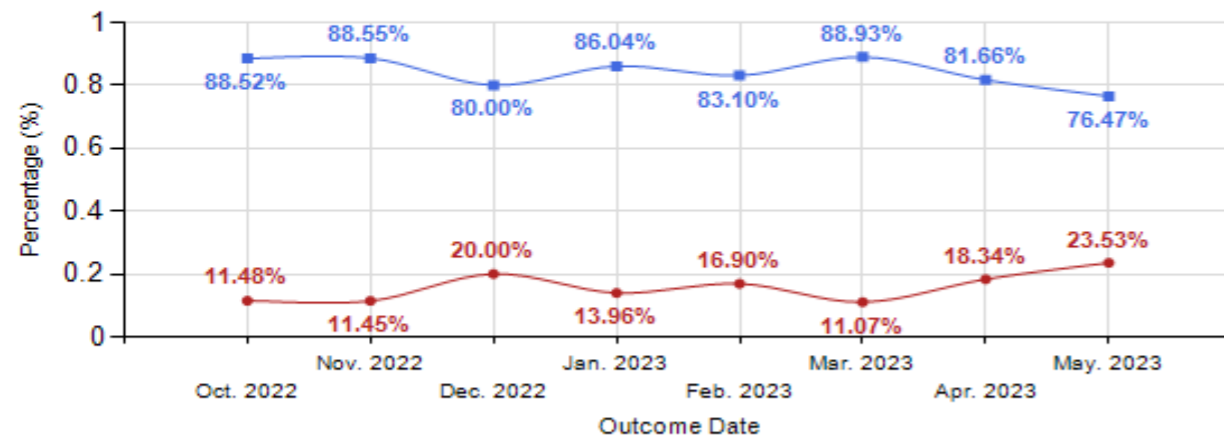
Live Release Rate Other Outcome Rate



Canine Live Release vs Other Outcome (Month to Month Comparison) Percentage

10/1/2022 – 5/31/2023

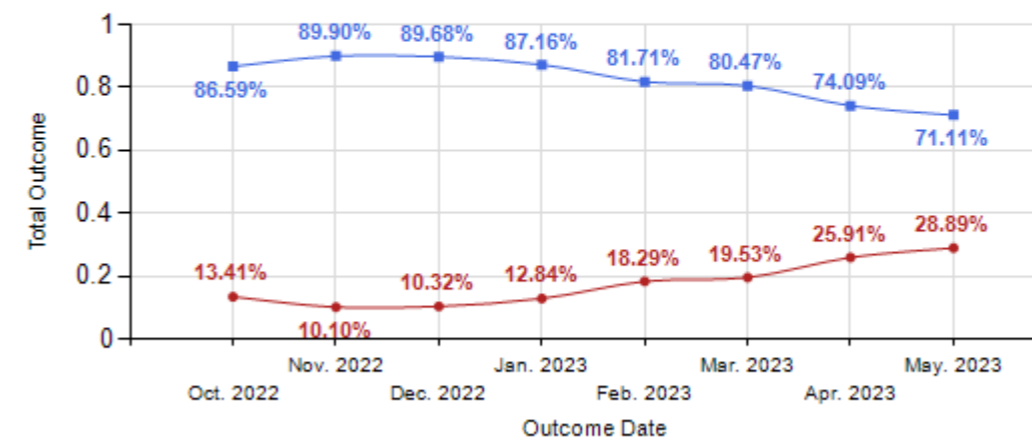
Live Release Rate Other Outcome Rate



Feline Live Release vs Other Outcome (Month to Month Comparison) Percentage

10/1/2022 – 5/31/2023

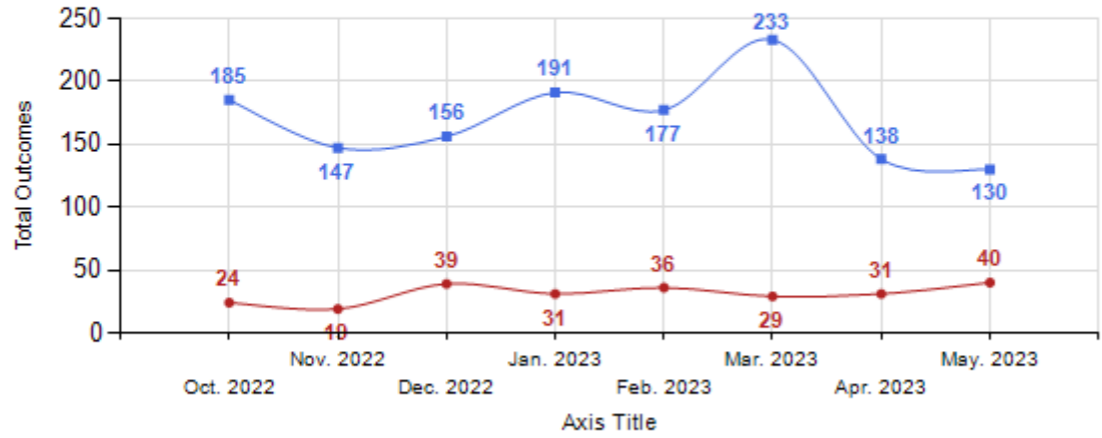
Live Release Rate Other Outcome Rate



Canine Live Release vs Other Outcome (Month to Month Comparison) Percentage

10/1/2022 – 5/31/2023

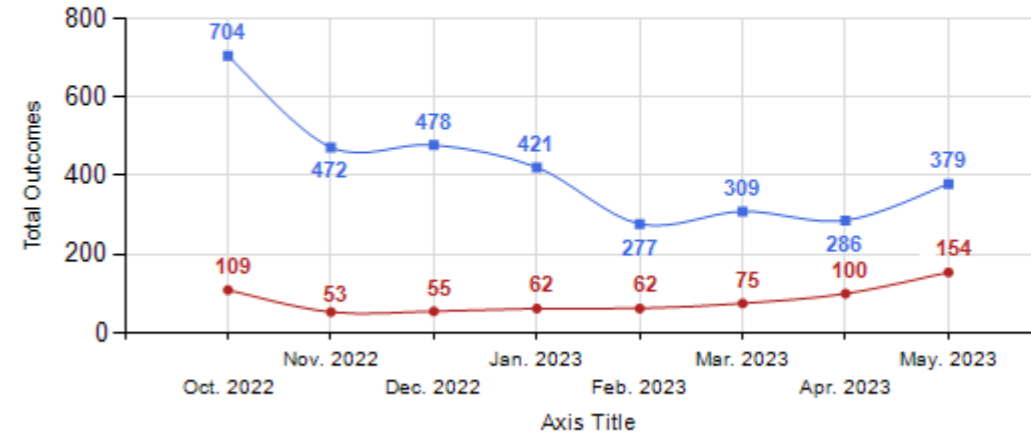
— Live Release Rate — Other Outcome Rate



Feline Live Release vs Other Outcome (Month to Month Comparison) Percentage

10/1/2022 – 5/31/2023

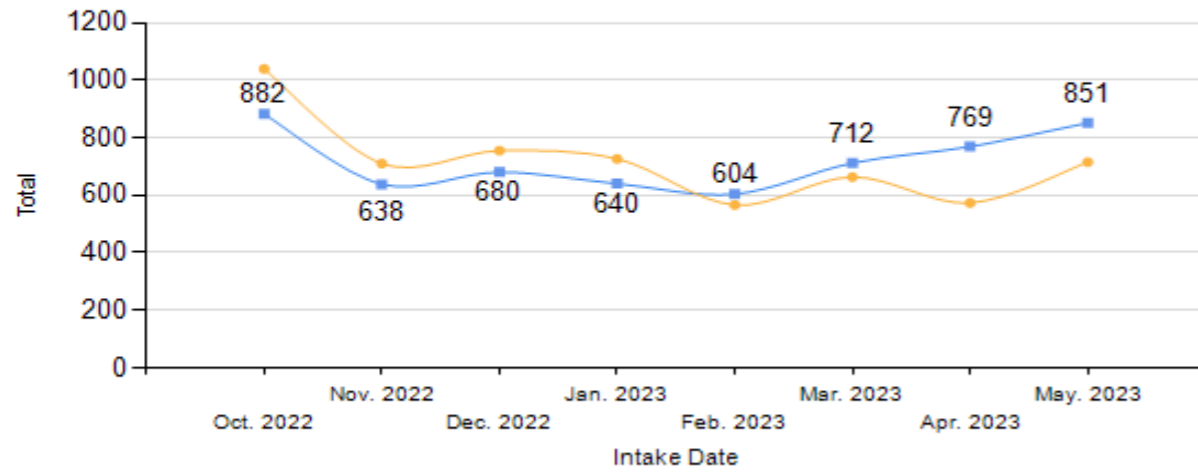
— Live Release Rate — Other Outcome Rate



Total Intake & Outcome (Month to Month Comparison)

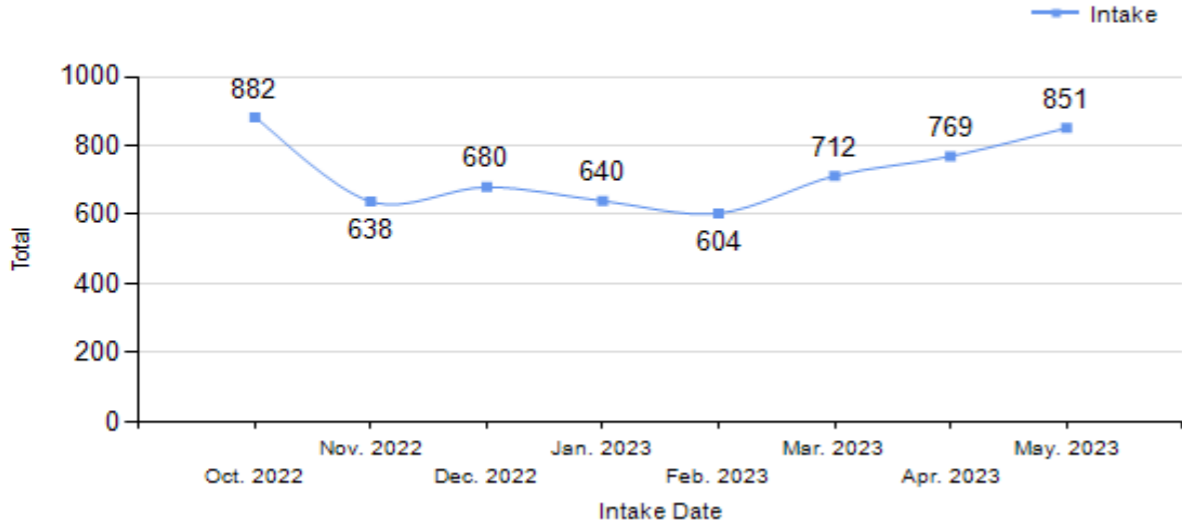
10/1/2022 – 5/31/2023

— Intake — Outcome

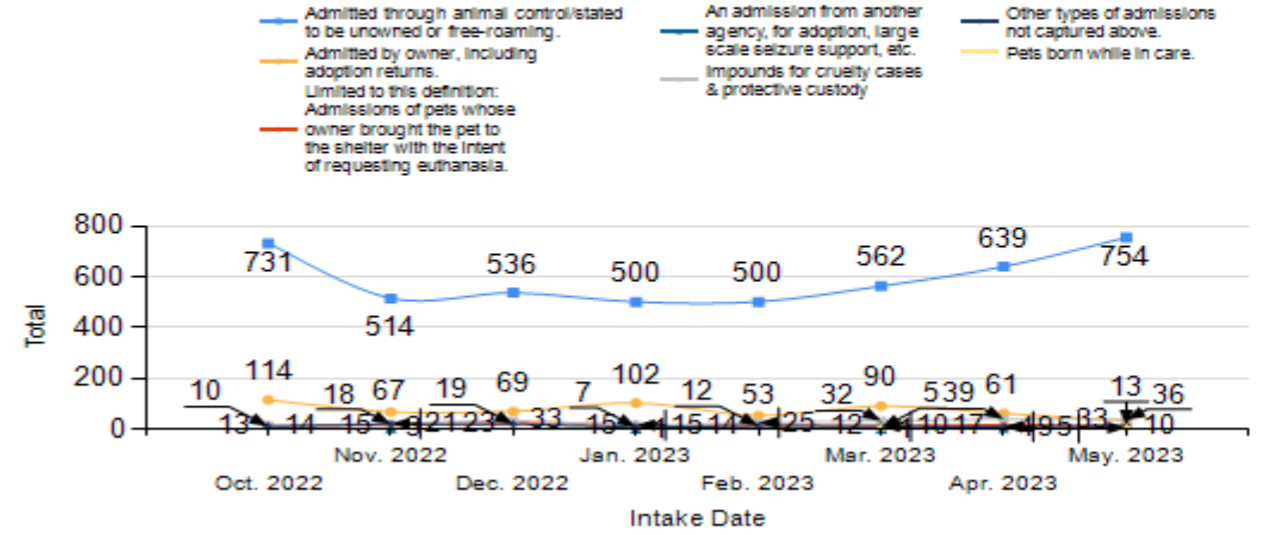


Intake Statistics Pivoted by Species (10/1/2022 - 5/31/2023)				Month to Month Comparison							
Species		Name	Total	Oct. 2022	Nov. 2022	Dec. 2022	Jan. 2023	Feb. 2023	Mar. 2023	Apr. 2023	May. 2023
Canine	B	Stray/At Large	1,238	185	144	152	172	167	181	100	137
	C	Relinquished by Owner	207	16	8	20	40	16	73	22	12
	D	Owner Intended Euthanasia	74	7	11	14	10	12	7	8	5
	E	Transferred in from Agency (In State)	1	0	0	0	1	0	0	0	0
	E	Transferred in from Agency (Out of State)	0	0	0	0	0	0	0	0	0
	F	Cruelty/Confiscate (Other Intakes)	157	12	11	19	11	20	22	30	32
	F	Returns (Other Intakes)	54	10	9	9	4	4	4	8	6
	F	Born in the Shelter (Other Intakes)	0	0	0	0	0	0	0	0	0
			Canine Live Intake	1,731	230	183	214	238	219	287	168
Feline	B	Stray/At Large	3,498	546	370	384	328	333	381	539	617
	C	Relinquished by Owner	382	98	59	49	62	37	17	39	21
	D	Owner Intended Euthanasia	45	6	4	9	5	2	5	9	5
	E	Transferred in from Agency (In State)	8	0	3	0	0	0	1	4	0
	E	Transferred in from Agency (Out of State)	0	0	0	0	0	0	0	0	0
	F	Cruelty/Confiscate (Other Intakes)	58	2	10	14	4	5	10	9	4
	F	Returns (Other Intakes)	44	0	9	10	3	8	6	1	7
	F	Born in the Shelter (Other Intakes)	10	0	0	0	0	0	5	0	5
			Feline Live Intake	4,045	652	455	466	402	385	425	601
	B	Stray/At Large	4,736	731	514	536	500	500	562	639	754
	C	Relinquished by Owner	589	114	67	69	102	53	90	61	33
	D	Owner Intended Euthanasia	119	13	15	23	15	14	12	17	10
	E	Transferred in from Agency (In State)	9	0	3	0	1	0	1	4	0
	E	Transferred in from Agency (Out of State)	0	0	0	0	0	0	0	0	0
	F	Cruelty/Confiscate (Other Intakes)	215	14	21	33	15	25	32	39	36
	F	Returns (Other Intakes)	98	10	18	19	7	12	10	9	13
	F	Born in the Shelter (Other Intakes)	10	0	0	0	0	0	5	0	5
	G	Total Live Intake	5,776	882	638	680	640	604	712	769	851

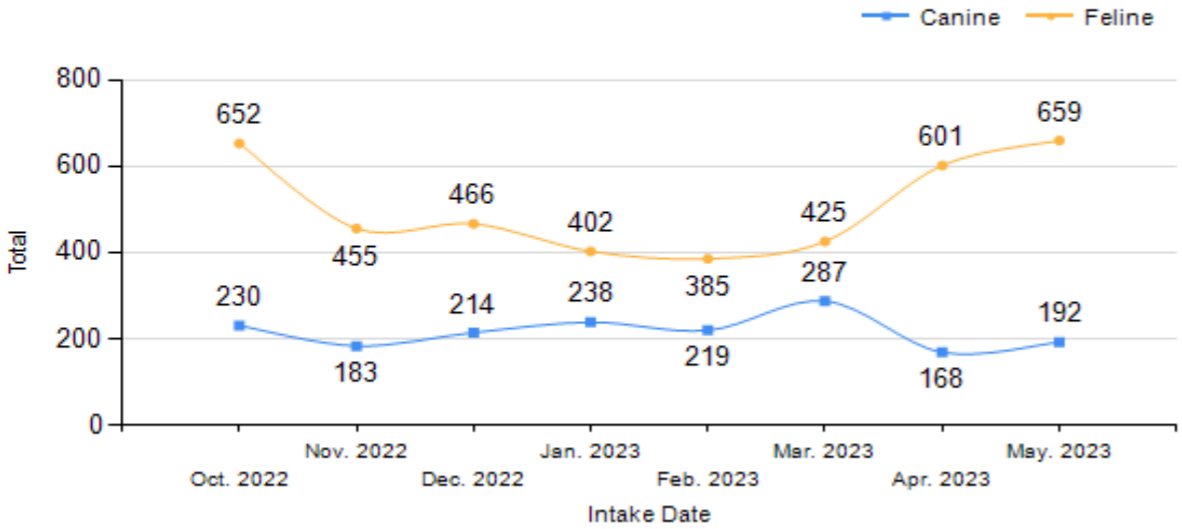
**Total Intake (Month to Month Comparison)
10/1/2022 - 5/31/2023**



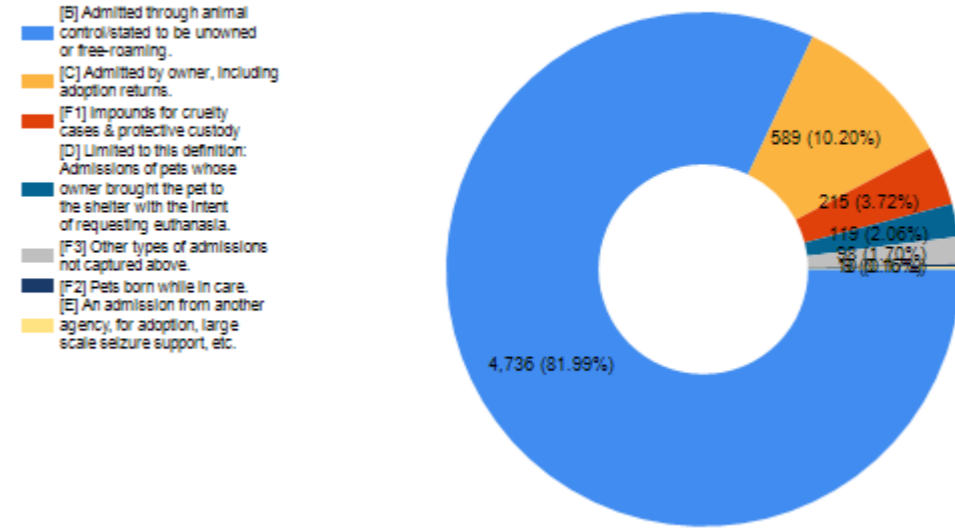
**Total Intake (Month to Month Comparison)
10/1/2022 - 5/31/2023 by Intake Type**



**Total Intake (Month to Month Comparison)
10/1/2022 - 5/31/2023 by Species**

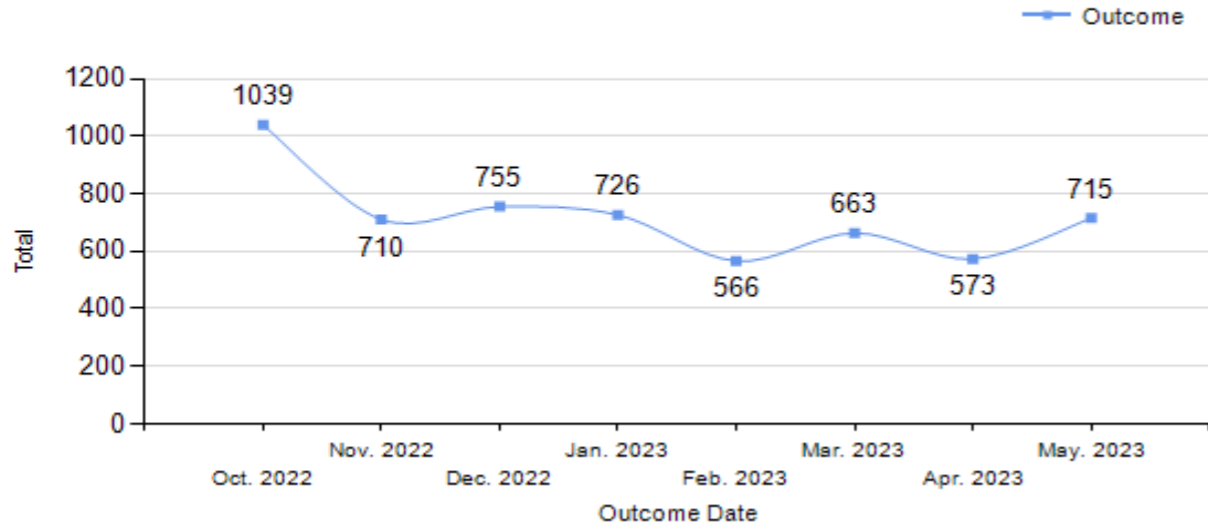


**Total Intake (Month to Month Comparison)
10/1/2022 - 5/31/2023 by Intake Type**

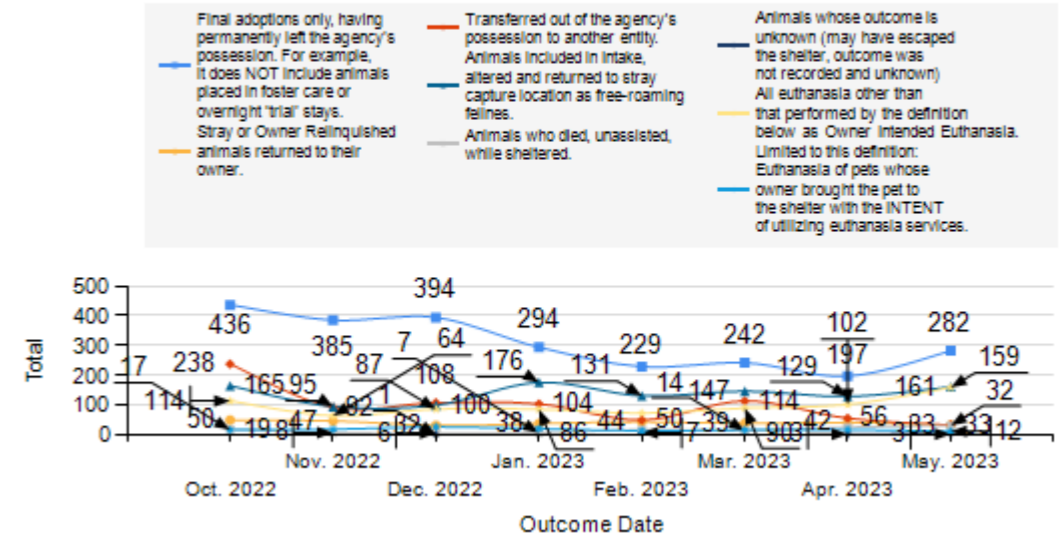


Outcome Statistics Pivoted by Species (10/1/2022 - 5/31/2023)				Month to Month Comparison							
Species		Name	Total	Oct. 2022	Nov. 2022	Dec. 2022	Jan. 2023	Feb. 2023	Mar. 2023	Apr. 2023	May. 2023
Canine	H	Adoption	711	96	78	91	103	96	108	63	76
	I	Return to Owner	280	49	34	28	36	36	30	36	31
	J	Transferred to Another Agency	366	40	35	37	52	45	95	39	23
	K	Return to Field	0	0	0	0	0	0	0	0	0
	L	Other Live Outcomes	0	0	0	0	0	0	0	0	0
	M	Subtotal: Live Outcomes	1,357	185	147	156	191	177	233	138	130
	N	Died in Care	6	2	0	0	0	2	1	0	1
	O	Lost in Care	1	0	0	0	0	1	0	0	0
	P	Shelter Euthanasia	242	22	19	39	31	33	28	31	39
	Q	Owner Intended Euthanasia	94	11	14	16	14	13	10	9	7
	R	Subtotal: Other Outcomes	343	35	33	55	45	49	39	40	47
		Canine Total Outcome	1,700	220	180	211	236	226	272	178	177
Feline	H	Adoption	1,748	340	307	303	191	133	134	134	206
	I	Return to Owner	45	1	13	4	2	8	9	6	2
	J	Transferred to Another Agency	429	198	57	71	52	5	19	17	10
	K	Return to Field	1,104	165	95	100	176	131	147	129	161
	L	Other Live Outcomes	0	0	0	0	0	0	0	0	0
	M	Subtotal: Live Outcomes	3,326	704	472	478	421	277	309	286	379
	N	Died in Care	124	17	8	6	7	16	13	26	31
	O	Lost in Care	13	0	0	1	0	6	0	3	3
	P	Shelter Euthanasia	533	92	45	48	55	40	62	71	120
	Q	Owner Intended Euthanasia	51	6	5	11	7	1	7	9	5
	R	Subtotal: Other Outcomes	721	115	58	66	69	63	82	109	159
		Feline Total Outcome	4,047	819	530	544	490	340	391	395	538
	H	Adoption	2,459	436	385	394	294	229	242	197	282
	I	Return to Owner	325	50	47	32	38	44	39	42	33
	J	Transferred to Another Agency	795	238	92	108	104	50	114	56	33
	K	Return to Field	1,104	165	95	100	176	131	147	129	161
	L	Other Live Outcomes	0	0	0	0	0	0	0	0	0
	N	Died in Care	130	19	8	6	7	18	14	26	32
	O	Lost in Care	14	0	0	1	0	7	0	3	3
	P	Shelter Euthanasia	775	114	64	87	86	73	90	102	159
	Q	Owner Intended Euthanasia	145	17	19	27	21	14	17	18	12
	S	Total Outcome	5,747	1,039	710	755	726	566	663	573	715

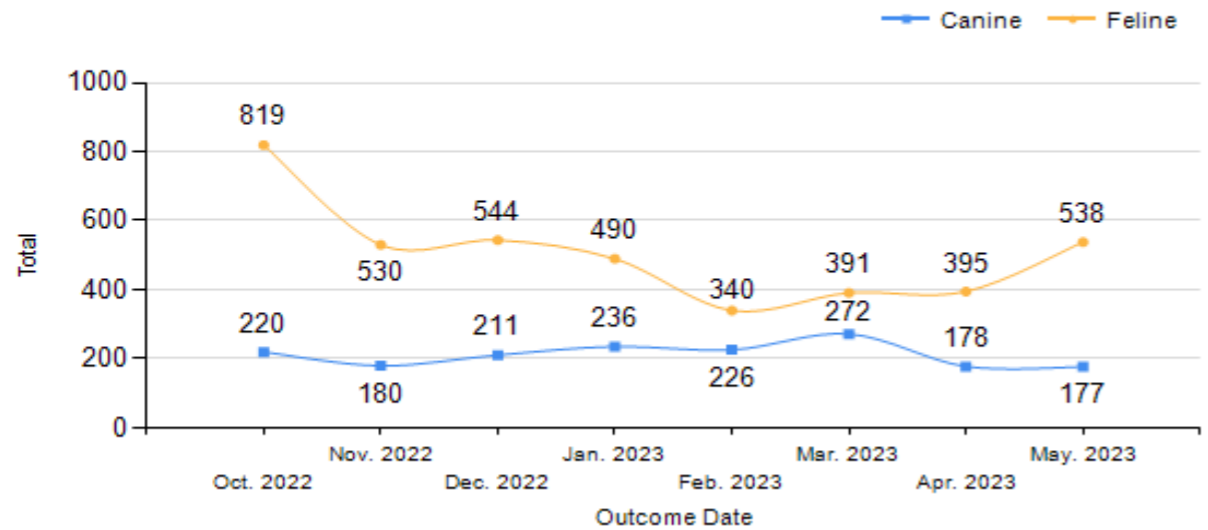
Total Outcome (Month to Month Comparison)
10/1/2022 - 5/31/2023



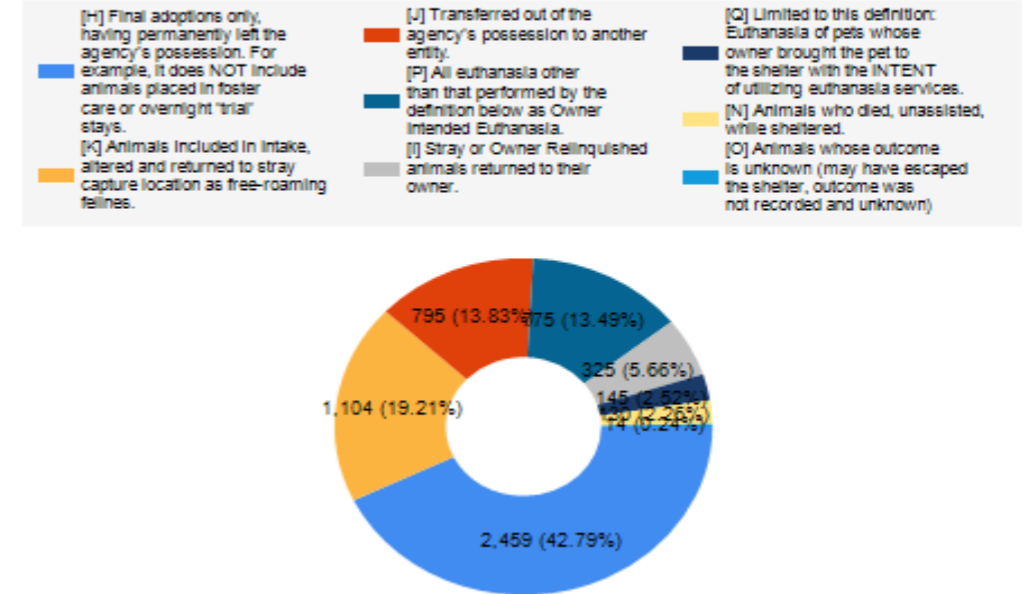
Total Outcome (Month to Month Comparison)
10/1/2022 - 5/31/2023 by Intake Type



Total Outcome (Month to Month Comparison)
10/1/2022 - 5/31/2023 by Species



Total Outcome (Month to Month Comparison)
10/1/2022 - 5/31/2023 by Outcome Type



	TOTAL			Canine			Feline		
	Live Release	Live Release (%)	Change (%)	Live Release	Live Release (%)	Change (%)	Live Release	Live Release (%)	Change (%)
Oct. 2022	889	86.99%	NaN	185	88.52%	NaN	704	86.59%	NaN
Nov. 2022	619	89.58%	2.59%	147	88.55%	0.04%	472	89.90%	3.31%
Dec. 2022	634	87.09%	-2.49%	156	80.00%	-8.55%	478	89.68%	-0.22%
Jan. 2023	612	86.81%	-0.28%	191	86.04%	6.04%	421	87.16%	-2.52%
Feb. 2023	454	82.25%	-4.56%	177	83.10%	-2.94%	277	81.71%	-5.45%
Mar. 2023	542	83.90%	1.65%	233	88.93%	5.83%	309	80.47%	-1.24%
Apr. 2023	424	76.40%	-7.50%	138	81.66%	-7.27%	286	74.09%	-6.38%
May. 2023	509	72.40%	-3.99%	130	76.47%	-5.19%	379	71.11%	-2.99%
10/1/2022 - 5/31/2023	5747	83.60%							

Formula:
 $M / (S \text{ subtract } Q)$
 $4,683 / (5,747 \text{ subtract } 145) = 83.60\%$