

Intake & Outcome Statistics
(10/1/2022 - 7/31/2023)
Pivoted by Intake & Outcome

Month to Month Comparison

| | Canine | Feline | Total | Oct. 2022 | Nov. 2022 | Dec. 2022 | Jan. 2023 | Feb. 2023 | Mar. 2023 | Apr. 2023 | May. 2023 | Jun. 2023 | Jul. 2023 |
|--|--------|--------|-------|-----------|-----------|-----------|-----------|-----------|-----------|-----------|-----------|-----------|-----------|
|--|--------|--------|-------|-----------|-----------|-----------|-----------|-----------|-----------|-----------|-----------|-----------|-----------|

LIVE INTAKE

| | | | | | | | | | | | | | | |
|----------|--|-------|-------|--------------|-----|-----|-----|-----|-----|-----|-----|-----|-----|-----|
| B | Stray/At Large | 1,538 | 4,633 | 6,171 | 731 | 514 | 536 | 500 | 501 | 562 | 639 | 755 | 680 | 753 |
| C | Relinquished by Owner | 225 | 395 | 620 | 114 | 67 | 69 | 102 | 53 | 90 | 61 | 33 | 18 | 13 |
| D | Owner Intended Euthanasia | 89 | 50 | 139 | 13 | 15 | 23 | 15 | 14 | 12 | 17 | 10 | 13 | 7 |
| E | Transferred in from Agency (In State) | 1 | 14 | 15 | 0 | 3 | 0 | 1 | 0 | 1 | 4 | 0 | 6 | 0 |
| E | Transferred in from Agency (Out of State) | 0 | 0 | 0 | 0 | 0 | 0 | 0 | 0 | 0 | 0 | 0 | 0 | 0 |
| F | Cruelty/Confiscate (Other Intakes) | 215 | 77 | 292 | 14 | 21 | 33 | 15 | 25 | 32 | 39 | 36 | 42 | 35 |
| F | Born in the Shelter (Other Intakes) | 0 | 10 | 10 | 0 | 0 | 0 | 0 | 0 | 5 | 0 | 5 | 0 | 0 |
| F | Returns (Other Intakes) | 62 | 50 | 112 | 10 | 18 | 19 | 7 | 12 | 10 | 9 | 13 | 10 | 4 |
| G | Total Live Intake [B + C + D + E + F] | 2,130 | 5,229 | 7,359 | 882 | 638 | 680 | 640 | 605 | 712 | 769 | 852 | 769 | 812 |

OUTCOMES

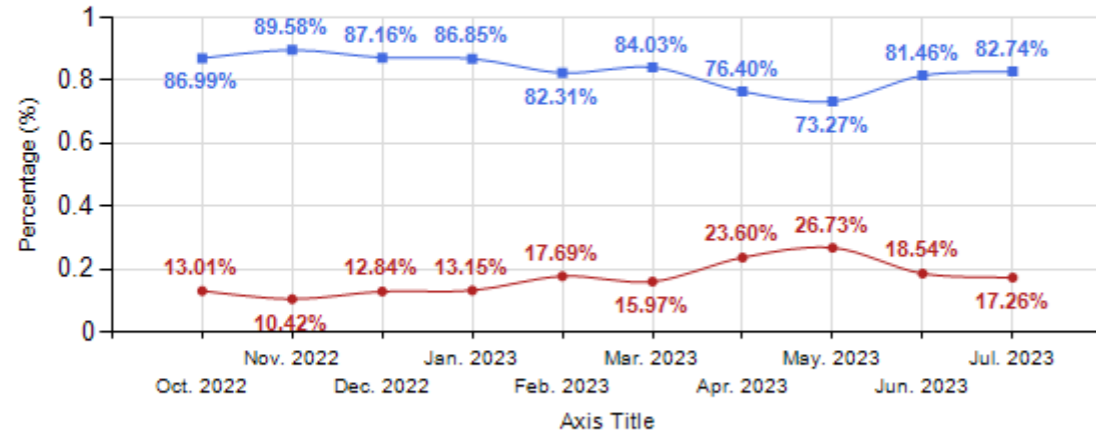
| | | | | | | | | | | | | | | |
|----------|--|--------|--------|---------------|--------|--------|--------|--------|--------|--------|--------|--------|--------|--------|
| H | Adoption | 868 | 2,339 | 3,207 | 436 | 385 | 398 | 296 | 231 | 242 | 197 | 313 | 377 | 332 |
| I | Return to Owner | 341 | 49 | 390 | 50 | 47 | 32 | 38 | 44 | 40 | 42 | 33 | 38 | 26 |
| J | Transferred to Another Agency | 437 | 439 | 876 | 238 | 92 | 108 | 104 | 50 | 113 | 56 | 33 | 52 | 30 |
| K | Return to Field | 0 | 1,536 | 1,536 | 165 | 95 | 100 | 176 | 131 | 147 | 129 | 161 | 192 | 240 |
| L | Other Live Outcomes | 0 | 0 | 0 | 0 | 0 | 0 | 0 | 0 | 0 | 0 | 0 | 0 | 0 |
| M | Subtotal: Live Outcomes [H + I + J + K + L] | 1,646 | 4,363 | 6,009 | 889 | 619 | 638 | 614 | 456 | 542 | 424 | 540 | 659 | 628 |
| N | Died in Care | 6 | 157 | 163 | 19 | 8 | 6 | 7 | 18 | 14 | 26 | 35 | 15 | 15 |
| O | Lost in Care | 1 | 16 | 17 | 0 | 0 | 1 | 0 | 7 | 0 | 3 | 3 | 3 | 0 |
| P | Shelter Euthanasia | 331 | 691 | 1,022 | 114 | 64 | 87 | 86 | 73 | 89 | 102 | 159 | 132 | 116 |
| Q | Owner Intended Euthanasia | 116 | 56 | 172 | 17 | 19 | 27 | 21 | 14 | 17 | 18 | 12 | 16 | 11 |
| R | Subtotal: Other Outcomes [N + O + P + Q] | 454 | 920 | 1,374 | 150 | 91 | 121 | 114 | 112 | 120 | 149 | 209 | 166 | 142 |
| S | Total Outcomes [M + R] | 2,100 | 5,283 | 7,383 | 1,039 | 710 | 759 | 728 | 568 | 662 | 573 | 749 | 825 | 770 |
| | | | | | | | | | | | | | | |
| | Asilomar "Lite" Live Release Rate: | 82.96% | 83.47% | 83.33% | 86.99% | 89.58% | 87.16% | 86.85% | 82.31% | 84.03% | 76.40% | 73.27% | 81.46% | 82.74% |
| | Canine Asilomar "Lite" Live Release Rate | | | 82.96% | 88.52% | 88.55% | 80.00% | 86.04% | 83.10% | 88.93% | 81.66% | 76.47% | 77.51% | 75.15% |
| | Feline Asilomar "Lite" Live Release Rate | | | 83.47% | 86.59% | 89.90% | 89.76% | 87.22% | 81.82% | 80.68% | 74.09% | 72.31% | 82.83% | 84.92% |

Formula:
M / (S subtract Q)
6,009 / (7,383 subtract 172) = 83.33%

Live Release vs Other Outcome (Month to Month Comparison) Percentage

10/1/2022 – 7/31/2023

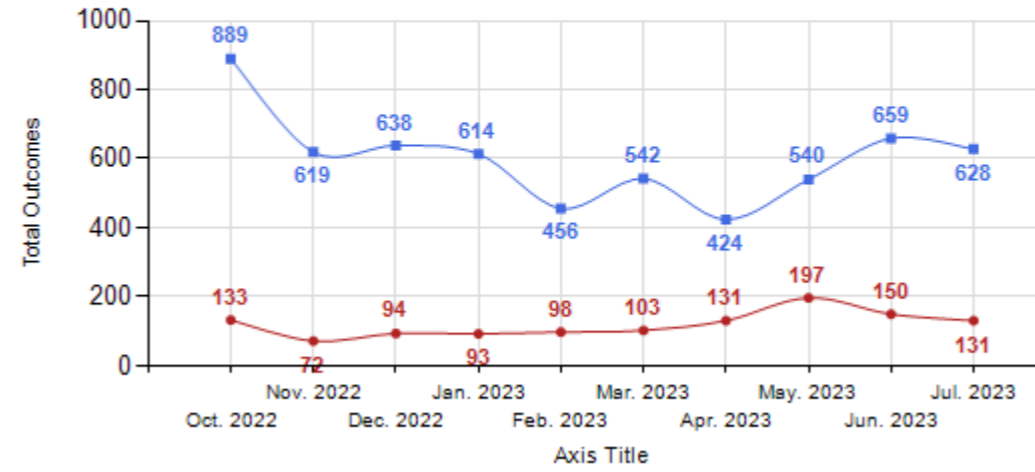
— Live Release Rate — Other Outcome Rate



Live Release vs Other Outcome (Month to Month Comparison) Total

10/1/2022 – 7/31/2023

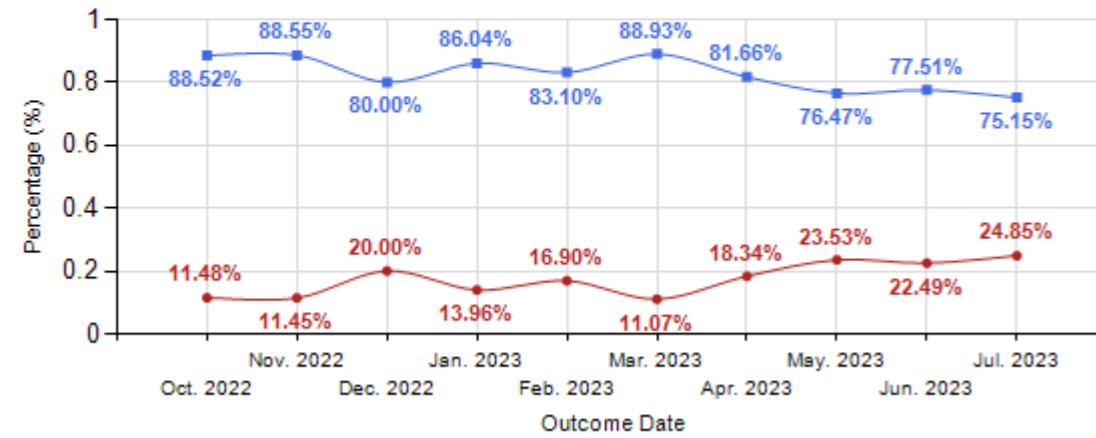
— Live Release Rate — Other Outcome Rate



Canine Live Release vs Other Outcome (Month to Month Comparison) Percentage

10/1/2022 – 7/31/2023

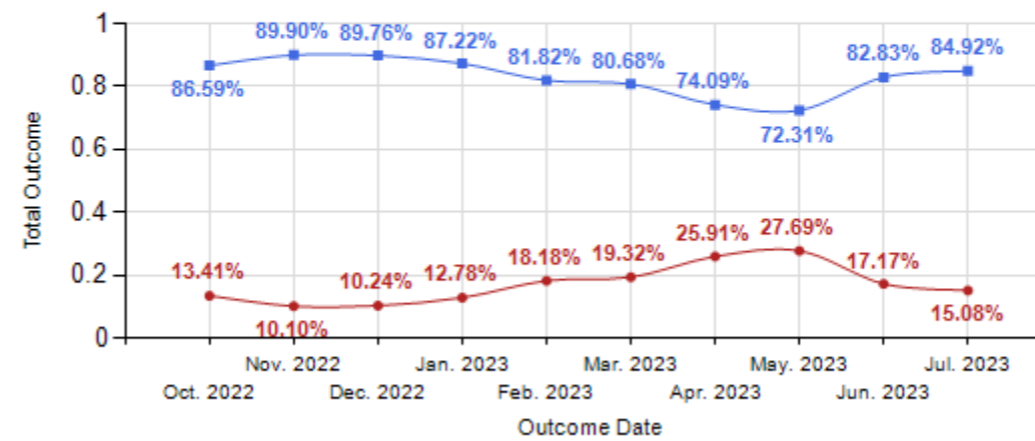
— Live Release Rate — Other Outcome Rate



Feline Live Release vs Other Outcome (Month to Month Comparison) Percentage

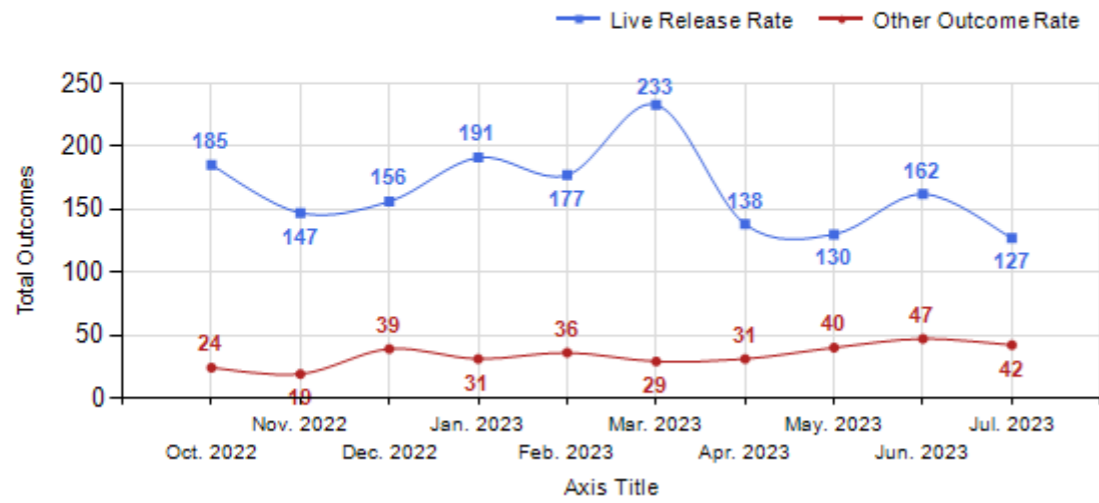
10/1/2022 – 7/31/2023

— Live Release Rate — Other Outcome Rate



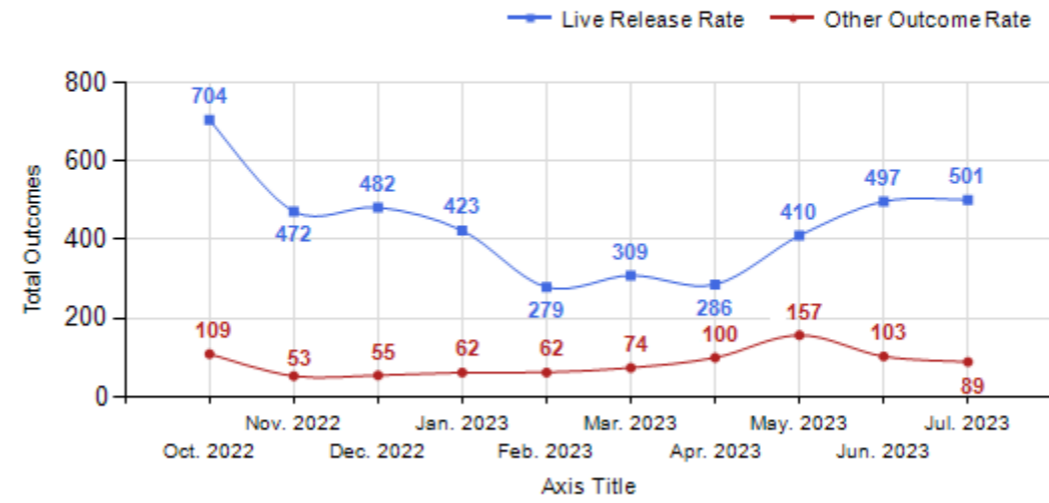
Canine Live Release vs Other Outcome (Month to Month Comparison) Percentage

10/1/2022 – 7/31/2023



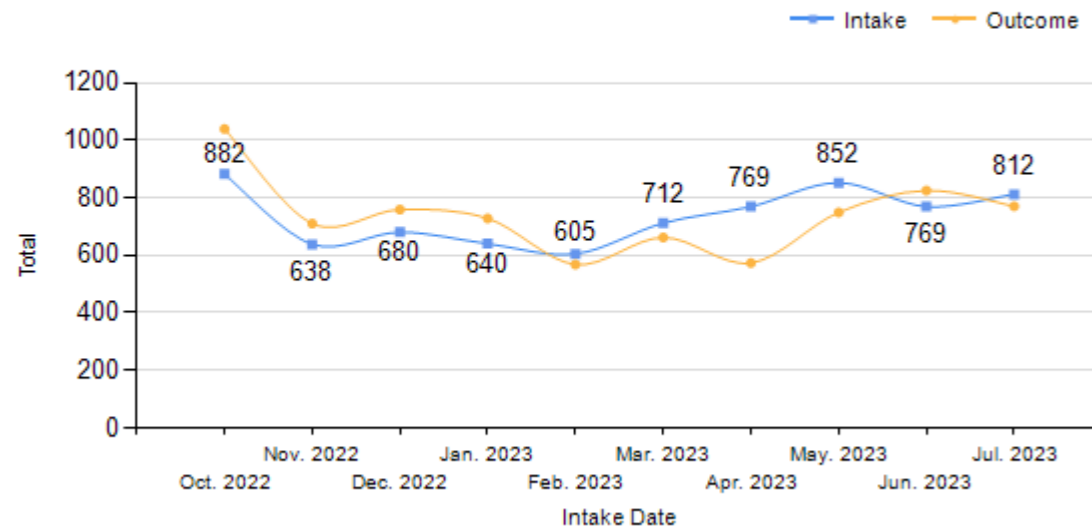
Feline Live Release vs Other Outcome (Month to Month Comparison) Percentage

10/1/2022 – 7/31/2023



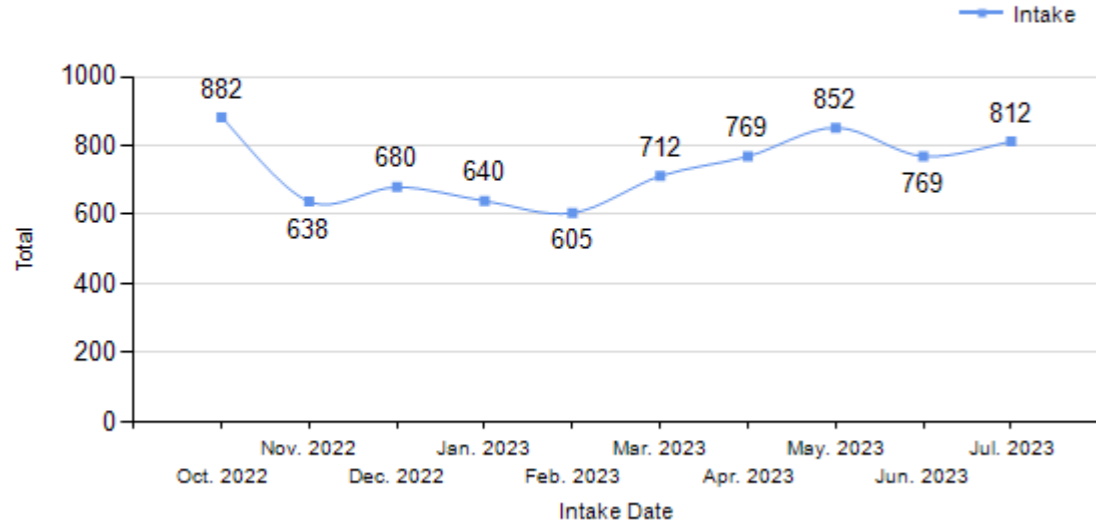
Total Intake & Outcome (Month to Month Comparison)

10/1/2022 – 7/31/2023

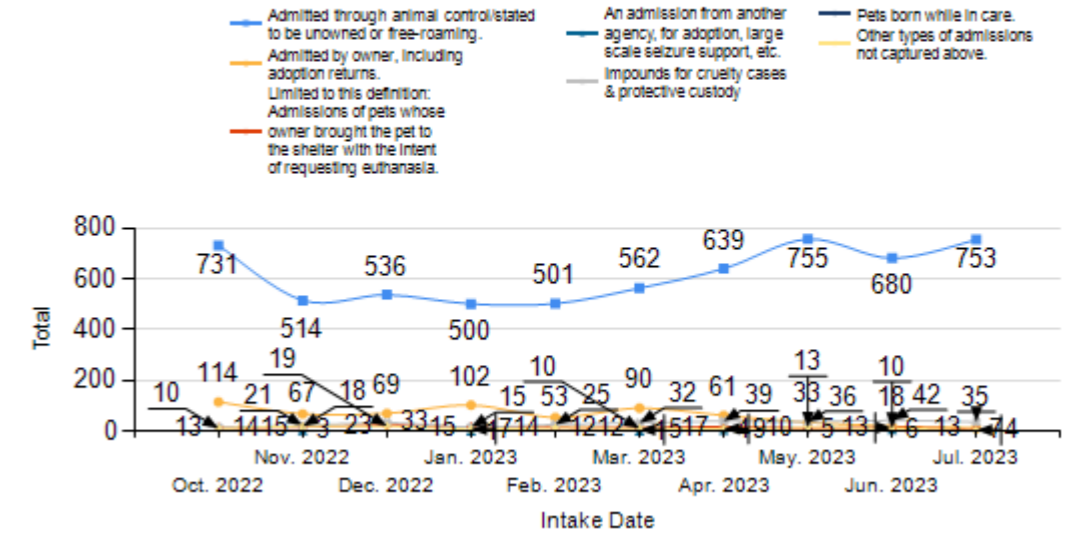


| Intake Statistics Pivoted by Species (10/1/2022 - 7/31/2023) | | | | Month to Month Comparison | | | | | | | | | |
|---|----------|---|---------------------------|---------------------------|------------|------------|------------|------------|------------|------------|------------|------------|------------|
| Species | | Name | Total | Oct. 2022 | Nov. 2022 | Dec. 2022 | Jan. 2023 | Feb. 2023 | Mar. 2023 | Apr. 2023 | May. 2023 | Jun. 2023 | Jul. 2023 |
| Canine | B | Stray/At Large | 1,538 | 185 | 144 | 152 | 172 | 167 | 181 | 100 | 137 | 161 | 139 |
| | C | Relinquished by Owner | 225 | 16 | 8 | 20 | 40 | 16 | 73 | 22 | 12 | 9 | 9 |
| | D | Owner Intended Euthanasia | 89 | 7 | 11 | 14 | 10 | 12 | 7 | 8 | 5 | 9 | 6 |
| | E | Transferred in from Agency (In State) | 1 | 0 | 0 | 0 | 1 | 0 | 0 | 0 | 0 | 0 | 0 |
| | E | Transferred in from Agency (Out of State) | 0 | 0 | 0 | 0 | 0 | 0 | 0 | 0 | 0 | 0 | 0 |
| | F | Cruelty/Confiscate (Other Intakes) | 215 | 12 | 11 | 19 | 11 | 20 | 22 | 30 | 32 | 34 | 24 |
| | F | Born in the Shelter (Other Intakes) | 0 | 0 | 0 | 0 | 0 | 0 | 0 | 0 | 0 | 0 | 0 |
| | F | Returns (Other Intakes) | 62 | 10 | 9 | 9 | 4 | 4 | 4 | 8 | 6 | 5 | 3 |
| | | | Canine Live Intake | 2,130 | 230 | 183 | 214 | 238 | 219 | 287 | 168 | 192 | 218 |
| Feline | B | Stray/At Large | 4,633 | 546 | 370 | 384 | 328 | 334 | 381 | 539 | 618 | 519 | 614 |
| | C | Relinquished by Owner | 395 | 98 | 59 | 49 | 62 | 37 | 17 | 39 | 21 | 9 | 4 |
| | D | Owner Intended Euthanasia | 50 | 6 | 4 | 9 | 5 | 2 | 5 | 9 | 5 | 4 | 1 |
| | E | Transferred in from Agency (In State) | 14 | 0 | 3 | 0 | 0 | 0 | 1 | 4 | 0 | 6 | 0 |
| | E | Transferred in from Agency (Out of State) | 0 | 0 | 0 | 0 | 0 | 0 | 0 | 0 | 0 | 0 | 0 |
| | F | Cruelty/Confiscate (Other Intakes) | 77 | 2 | 10 | 14 | 4 | 5 | 10 | 9 | 4 | 8 | 11 |
| | F | Born in the Shelter (Other Intakes) | 10 | 0 | 0 | 0 | 0 | 0 | 5 | 0 | 5 | 0 | 0 |
| | F | Returns (Other Intakes) | 50 | 0 | 9 | 10 | 3 | 8 | 6 | 1 | 7 | 5 | 1 |
| | | | Feline Live Intake | 5,229 | 652 | 455 | 466 | 402 | 386 | 425 | 601 | 660 | 551 |
| | B | Stray/At Large | 6,171 | 731 | 514 | 536 | 500 | 501 | 562 | 639 | 755 | 680 | 753 |
| | C | Relinquished by Owner | 620 | 114 | 67 | 69 | 102 | 53 | 90 | 61 | 33 | 18 | 13 |
| | D | Owner Intended Euthanasia | 139 | 13 | 15 | 23 | 15 | 14 | 12 | 17 | 10 | 13 | 7 |
| | E | Transferred in from Agency (In State) | 15 | 0 | 3 | 0 | 1 | 0 | 1 | 4 | 0 | 6 | 0 |
| | E | Transferred in from Agency (Out of State) | 0 | 0 | 0 | 0 | 0 | 0 | 0 | 0 | 0 | 0 | 0 |
| | F | Cruelty/Confiscate (Other Intakes) | 292 | 14 | 21 | 33 | 15 | 25 | 32 | 39 | 36 | 42 | 35 |
| | F | Born in the Shelter (Other Intakes) | 10 | 0 | 0 | 0 | 0 | 0 | 5 | 0 | 5 | 0 | 0 |
| | F | Returns (Other Intakes) | 112 | 10 | 18 | 19 | 7 | 12 | 10 | 9 | 13 | 10 | 4 |
| | G | Total Live Intake | 7,359 | 882 | 638 | 680 | 640 | 605 | 712 | 769 | 852 | 769 | 812 |

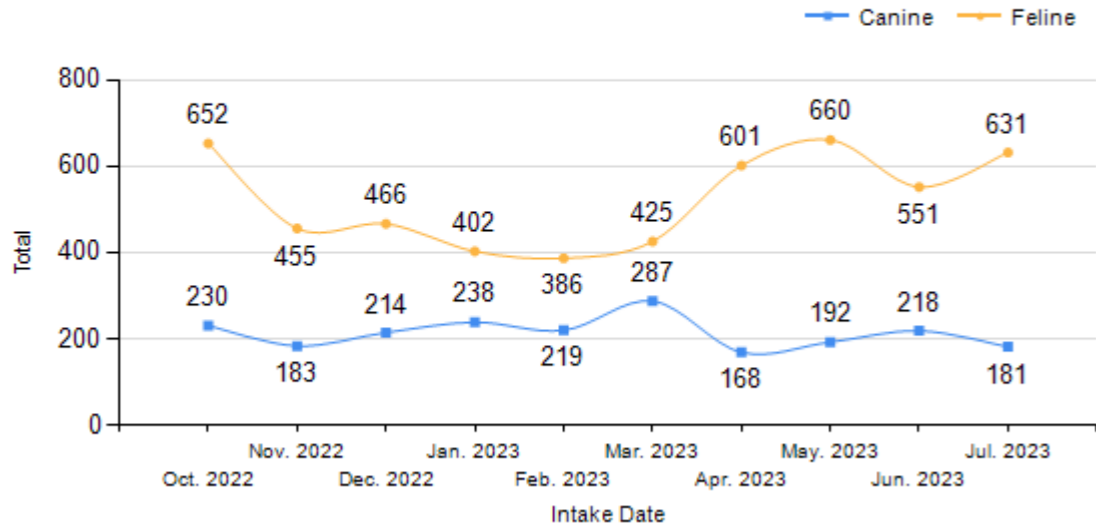
**Total Intake (Month to Month Comparison)
10/1/2022 - 7/31/2023**



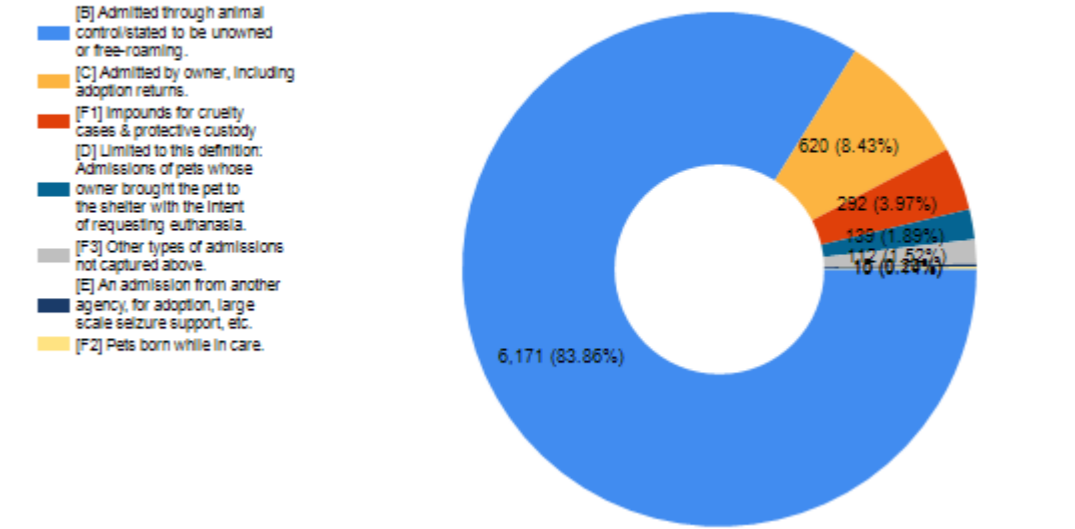
**Total Intake (Month to Month Comparison)
10/1/2022 - 7/31/2023 by Intake Type**



**Total Intake (Month to Month Comparison)
10/1/2022 - 7/31/2023 by Species**



**Total Intake (Month to Month Comparison)
10/1/2022 - 7/31/2023 by Intake Type**

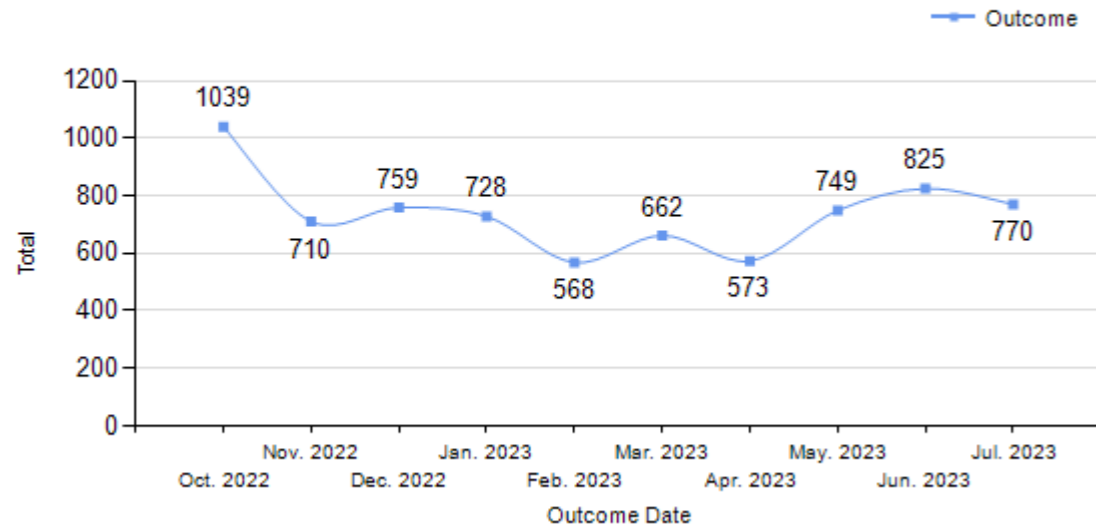


**Outcome Statistics Pivoted by Species
(10/1/2022 - 7/31/2023)**

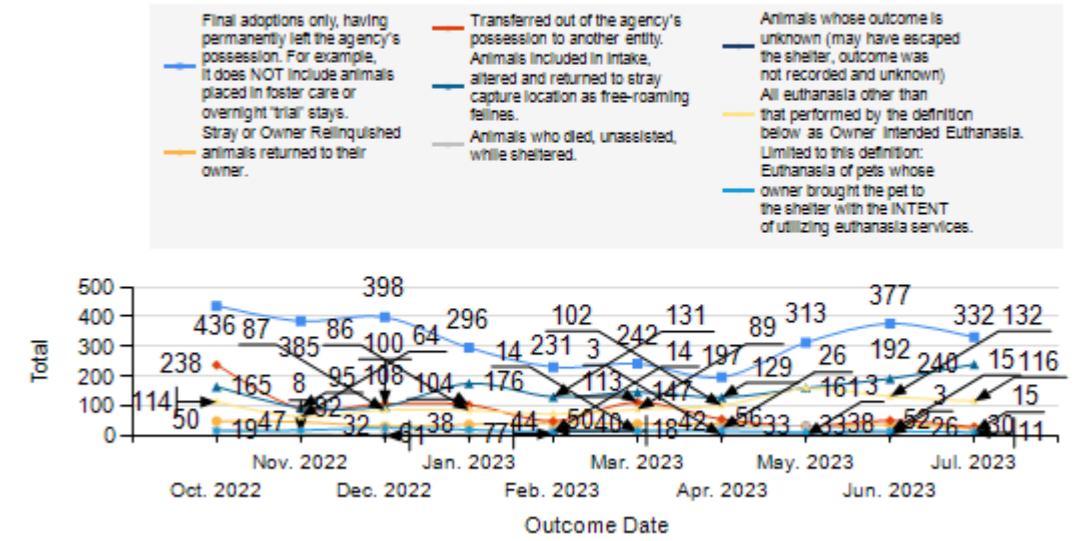
Month to Month Comparison

| Species | | Name | Total | Oct. 2022 | Nov. 2022 | Dec. 2022 | Jan. 2023 | Feb. 2023 | Mar. 2023 | Apr. 2023 | May. 2023 | Jun. 2023 | Jul. 2023 |
|---------------|-----------------------------|---------------------------------|--------------|--------------|------------|------------|------------|------------|------------|------------|------------|------------|------------|
| Canine | H | Adoption | 868 | 96 | 78 | 91 | 103 | 96 | 108 | 63 | 76 | 83 | 74 |
| | I | Return to Owner | 341 | 49 | 34 | 28 | 36 | 36 | 31 | 36 | 31 | 36 | 24 |
| | J | Transferred to Another Agency | 437 | 40 | 35 | 37 | 52 | 45 | 94 | 39 | 23 | 43 | 29 |
| | K | Return to Field | 0 | 0 | 0 | 0 | 0 | 0 | 0 | 0 | 0 | 0 | 0 |
| | L | Other Live Outcomes | 0 | 0 | 0 | 0 | 0 | 0 | 0 | 0 | 0 | 0 | 0 |
| | M | Subtotal: Live Outcomes | 1,646 | 185 | 147 | 156 | 191 | 177 | 233 | 138 | 130 | 162 | 127 |
| | N | Died in Care | 6 | 2 | 0 | 0 | 0 | 2 | 1 | 0 | 1 | 0 | 0 |
| | O | Lost in Care | 1 | 0 | 0 | 0 | 0 | 1 | 0 | 0 | 0 | 0 | 0 |
| | P | Shelter Euthanasia | 331 | 22 | 19 | 39 | 31 | 33 | 28 | 31 | 39 | 47 | 42 |
| | Q | Owner Intended Euthanasia | 116 | 11 | 14 | 16 | 14 | 13 | 10 | 9 | 7 | 12 | 10 |
| | R | Subtotal: Other Outcomes | 454 | 35 | 33 | 55 | 45 | 49 | 39 | 40 | 47 | 59 | 52 |
| | Canine Total Outcome | | | 2,100 | 220 | 180 | 211 | 236 | 226 | 272 | 178 | 177 | 221 |
| Feline | H | Adoption | 2,339 | 340 | 307 | 307 | 193 | 135 | 134 | 134 | 237 | 294 | 258 |
| | I | Return to Owner | 49 | 1 | 13 | 4 | 2 | 8 | 9 | 6 | 2 | 2 | 2 |
| | J | Transferred to Another Agency | 439 | 198 | 57 | 71 | 52 | 5 | 19 | 17 | 10 | 9 | 1 |
| | K | Return to Field | 1,536 | 165 | 95 | 100 | 176 | 131 | 147 | 129 | 161 | 192 | 240 |
| | L | Other Live Outcomes | 0 | 0 | 0 | 0 | 0 | 0 | 0 | 0 | 0 | 0 | 0 |
| | M | Subtotal: Live Outcomes | 4,363 | 704 | 472 | 482 | 423 | 279 | 309 | 286 | 410 | 497 | 501 |
| | N | Died in Care | 157 | 17 | 8 | 6 | 7 | 16 | 13 | 26 | 34 | 15 | 15 |
| | O | Lost in Care | 16 | 0 | 0 | 1 | 0 | 6 | 0 | 3 | 3 | 3 | 0 |
| | P | Shelter Euthanasia | 691 | 92 | 45 | 48 | 55 | 40 | 61 | 71 | 120 | 85 | 74 |
| | Q | Owner Intended Euthanasia | 56 | 6 | 5 | 11 | 7 | 1 | 7 | 9 | 5 | 4 | 1 |
| | R | Subtotal: Other Outcomes | 920 | 115 | 58 | 66 | 69 | 63 | 81 | 109 | 162 | 107 | 90 |
| | Feline Total Outcome | | | 5,283 | 819 | 530 | 548 | 492 | 342 | 390 | 395 | 572 | 604 |
| | H | Adoption | 3,207 | 436 | 385 | 398 | 296 | 231 | 242 | 197 | 313 | 377 | 332 |
| | I | Return to Owner | 390 | 50 | 47 | 32 | 38 | 44 | 40 | 42 | 33 | 38 | 26 |
| | J | Transferred to Another Agency | 876 | 238 | 92 | 108 | 104 | 50 | 113 | 56 | 33 | 52 | 30 |
| | K | Return to Field | 1,536 | 165 | 95 | 100 | 176 | 131 | 147 | 129 | 161 | 192 | 240 |
| | L | Other Live Outcomes | 0 | 0 | 0 | 0 | 0 | 0 | 0 | 0 | 0 | 0 | 0 |
| | N | Died in Care | 163 | 19 | 8 | 6 | 7 | 18 | 14 | 26 | 35 | 15 | 15 |
| | O | Lost in Care | 17 | 0 | 0 | 1 | 0 | 7 | 0 | 3 | 3 | 3 | 0 |
| | P | Shelter Euthanasia | 1,022 | 114 | 64 | 87 | 86 | 73 | 89 | 102 | 159 | 132 | 116 |
| | Q | Owner Intended Euthanasia | 172 | 17 | 19 | 27 | 21 | 14 | 17 | 18 | 12 | 16 | 11 |
| | S | Total Outcome | 7,383 | 1,039 | 710 | 759 | 728 | 568 | 662 | 573 | 749 | 825 | 770 |

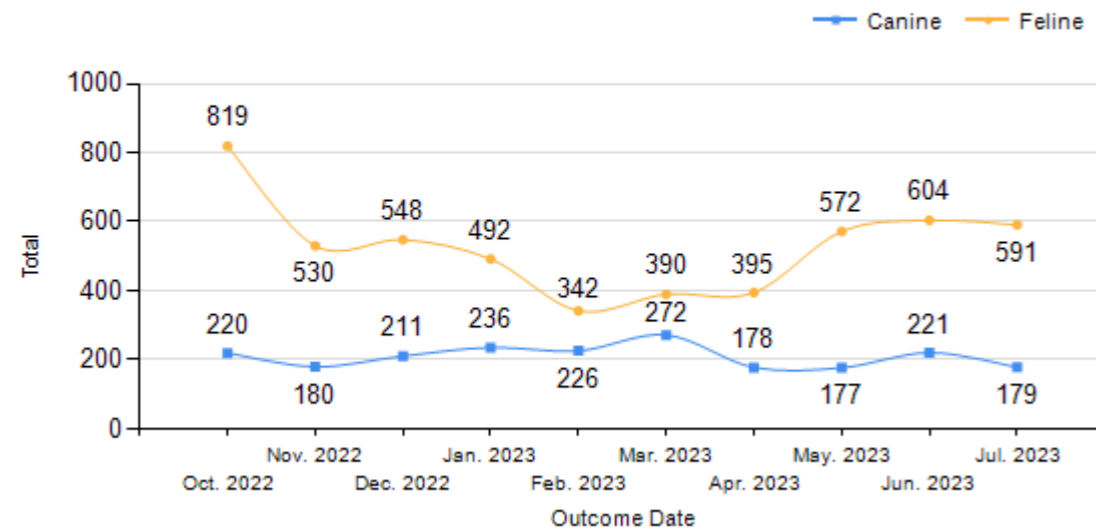
Total Outcome (Month to Month Comparision)
10/1/2022 - 7/31/2023



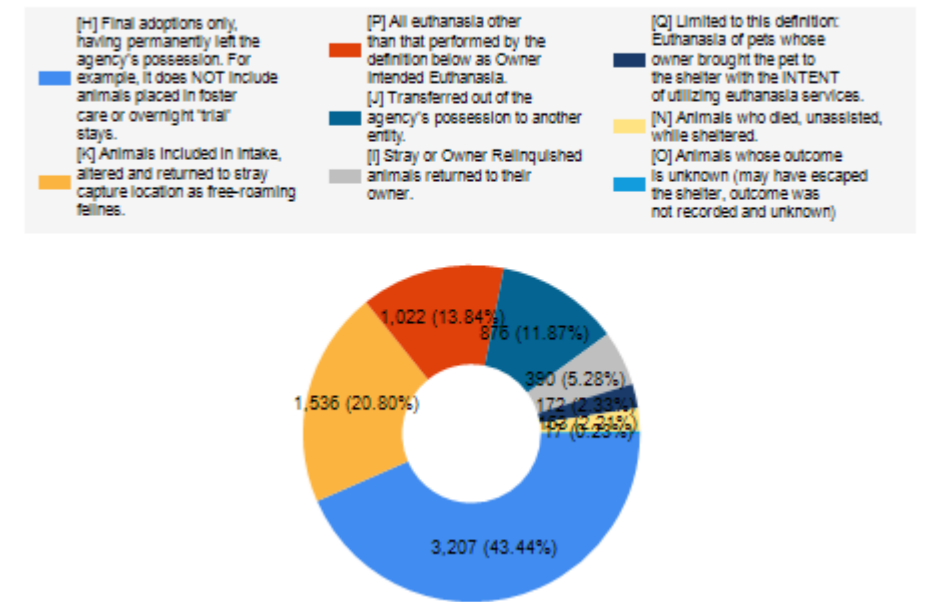
Total Outcome (Month to Month Comparision)
10/1/2022 - 7/31/2023 by Intake Type



Total Outcome (Month to Month Comparision)
10/1/2022 - 7/31/2023 by Species



Total Outcome (Month to Month Comparision)
10/1/2022 - 7/31/2023 by Outcome Type



| | TOTAL | | | Canine | | | Feline | | |
|------------------------------|--------------|------------------|------------|--------------|------------------|------------|--------------|------------------|------------|
| | Live Release | Live Release (%) | Change (%) | Live Release | Live Release (%) | Change (%) | Live Release | Live Release (%) | Change (%) |
| Oct. 2022 | 889 | 86.99% | NaN | 185 | 88.52% | NaN | 704 | 86.59% | NaN |
| Nov. 2022 | 619 | 89.58% | 2.59% | 147 | 88.55% | 0.04% | 472 | 89.90% | 3.31% |
| Dec. 2022 | 638 | 87.16% | -2.42% | 156 | 80.00% | -8.55% | 482 | 89.76% | -0.15% |
| Jan. 2023 | 614 | 86.85% | -0.31% | 191 | 86.04% | 6.04% | 423 | 87.22% | -2.54% |
| Feb. 2023 | 456 | 82.31% | -4.54% | 177 | 83.10% | -2.94% | 279 | 81.82% | -5.40% |
| Mar. 2023 | 542 | 84.03% | 1.72% | 233 | 88.93% | 5.83% | 309 | 80.68% | -1.14% |
| Apr. 2023 | 424 | 76.40% | -7.63% | 138 | 81.66% | -7.27% | 286 | 74.09% | -6.59% |
| May. 2023 | 540 | 73.27% | -3.13% | 130 | 76.47% | -5.19% | 410 | 72.31% | -1.78% |
| Jun. 2023 | 659 | 81.46% | 8.19% | 162 | 77.51% | 1.04% | 497 | 82.83% | 10.52% |
| Jul. 2023 | 628 | 82.74% | 1.28% | 127 | 75.15% | -2.36% | 501 | 84.92% | 2.08% |
| 10/1/2022 - 7/31/2023 | 7383 | 83.33% | | | | | | | |

$$\frac{M}{(S \text{ subtract } Q)}$$

$$6,009 / (7,383 \text{ subtract } 172) = 83.33\%$$