

Intake & Outcome Statistics
 (10/1/2022 - 8/31/2023)
 Pivoted by Intake & Outcome

Month to Month Comparison

Canine Feline Total Oct. 2022 Nov. 2022 Dec. 2022 Jan. 2023 Feb. 2023 Mar. 2023 Apr. 2023 May. 2023 Jun. 2023 Jul. 2023 Aug. 2023

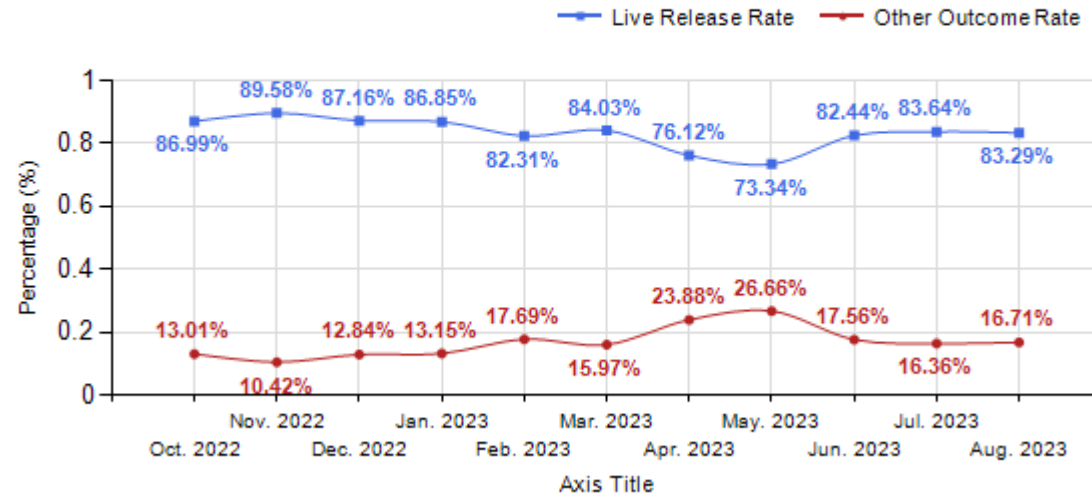
LIVE INTAKE															
B	Stray/At Large	1,676	5,206	6,882	731	514	536	500	501	562	638	755	680	754	711
C	Relinquished by Owner	237	410	647	114	67	69	102	53	90	61	33	18	13	27
D	Owner Intended Euthanasia	93	51	144	13	15	23	15	14	12	17	10	13	7	5
E	Transferred in from Agency (In State)	1	14	15	0	3	0	1	0	1	4	0	6	0	0
E	Transferred in from Agency (Out of State)	0	0	0	0	0	0	0	0	0	0	0	0	0	0
F	Cruelty/Confiscate (Other Intakes)	249	99	348	14	21	33	15	25	32	39	36	42	35	56
F	Born in the Shelter (Other Intakes)	0	10	10	0	0	0	0	0	5	0	5	0	0	0
F	Returns (Other Intakes)	69	55	124	10	18	19	7	12	10	9	13	10	3	13
G	Total Live Intake [B + C + D + E + F]	2,325	5,845	8,170	882	638	680	640	605	712	768	852	769	812	812

OUTCOMES															
H	Adoption	964	2,725	3,689	436	385	398	296	231	242	197	315	422	379	388
I	Return to Owner	380	57	437	50	47	32	38	44	40	42	33	38	26	47
J	Transferred to Another Agency	458	445	903	238	92	108	104	50	113	56	33	52	30	27
K	Return to Field	0	1,772	1,772	165	95	100	176	131	147	129	161	192	240	236
L	Other Live Outcomes	0	0	0	0	0	0	0	0	0	0	0	0	0	0
M	Subtotal: Live Outcomes [H + I + J + K + L]	1,802	4,999	6,801	889	619	638	614	456	542	424	542	704	675	698
N	Died in Care	8	179	187	19	8	6	7	18	14	28	35	15	15	22
O	Lost in Care	2	25	27	0	0	1	0	7	0	3	3	3	1	9
P	Shelter Euthanasia	372	759	1,131	114	64	87	86	73	89	102	159	132	116	109
Q	Owner Intended Euthanasia	123	58	181	17	19	27	21	14	17	18	12	16	11	9
R	Subtotal: Other Outcomes [N + O + P + Q]	505	1,021	1,526	150	91	121	114	112	120	151	209	166	143	149
S	Total Outcomes [M + R]	2,307	6,020	8,327	1,039	710	759	728	568	662	575	751	870	818	847
	Asilomar "Lite" Live Release Rate:	82.51%	83.85%	83.49%	86.99%	89.58%	87.16%	86.85%	82.31%	84.03%	76.12%	73.34%	82.44%	83.64%	83.29%
	Canine Asilomar "Lite" Live Release Rate			82.51%	88.52%	88.55%	80.00%	86.04%	83.10%	88.93%	81.66%	76.47%	77.51%	75.15%	78.00%
	Feline Asilomar "Lite" Live Release Rate			83.85%	86.59%	89.90%	89.76%	87.22%	81.82%	80.68%	73.71%	72.41%	84.03%	85.89%	84.95%

Formula:
 M / (S subtract Q)
 6,801 / (8,327 subtract 181) = 83.49%

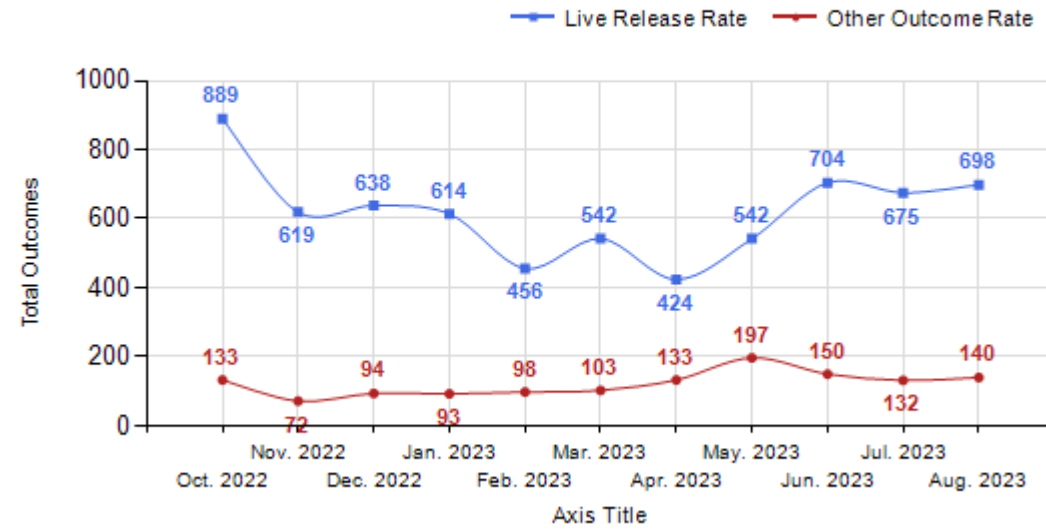
Live Release vs Other Outcome (Month to Month Comparison) Percentage

10/1/2022 – 8/31/2023



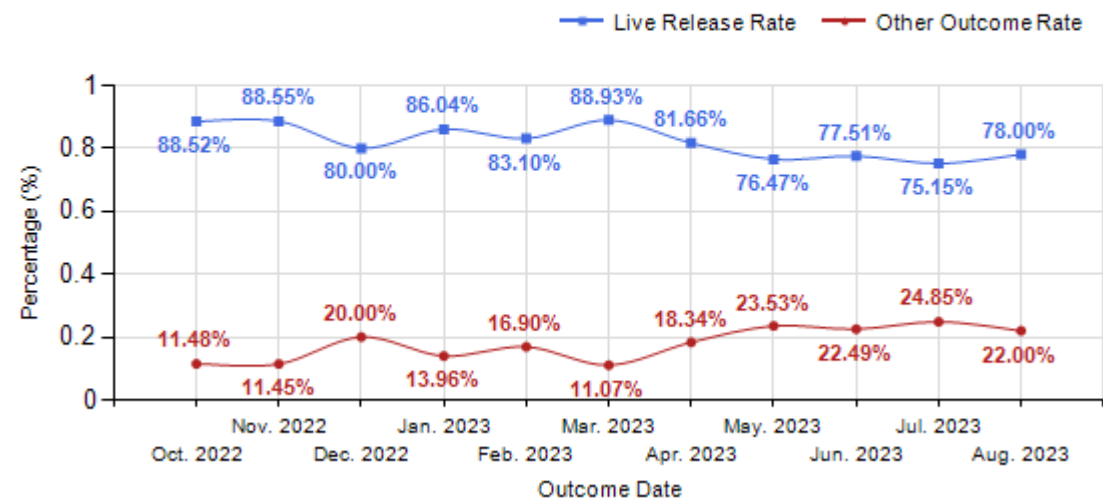
Live Release vs Other Outcome (Month to Month Comparison) Total

10/1/2022 – 8/31/2023



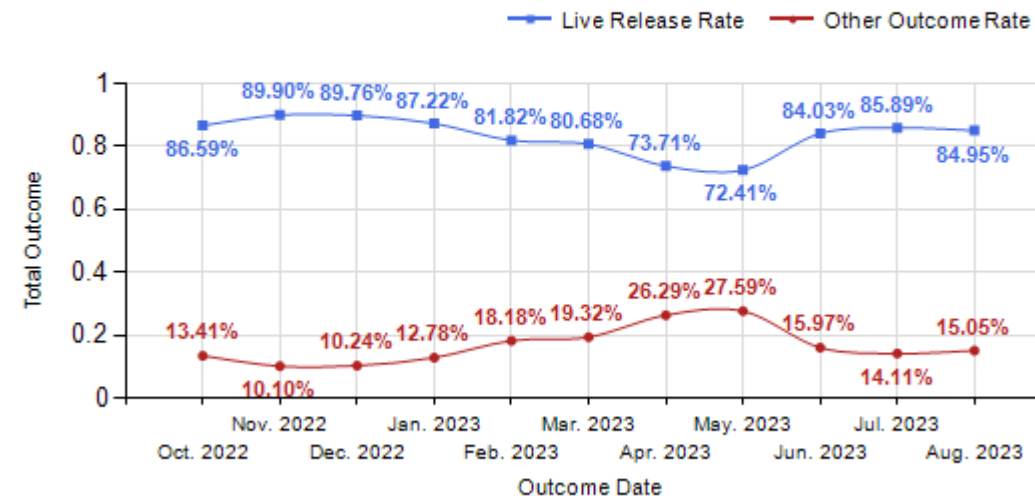
Canine Live Release vs Other Outcome (Month to Month Comparison) Percentage

10/1/2022 – 8/31/2023



Feline Live Release vs Other Outcome (Month to Month Comparison) Percentage

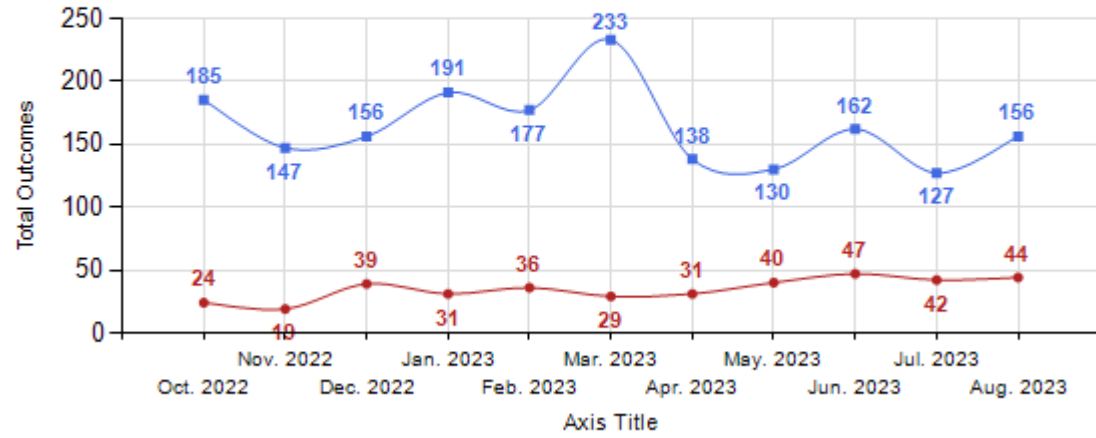
10/1/2022 – 8/31/2023



Canine Live Release vs Other Outcome (Month to Month Comparison) Percentage

10/1/2022 – 8/31/2023

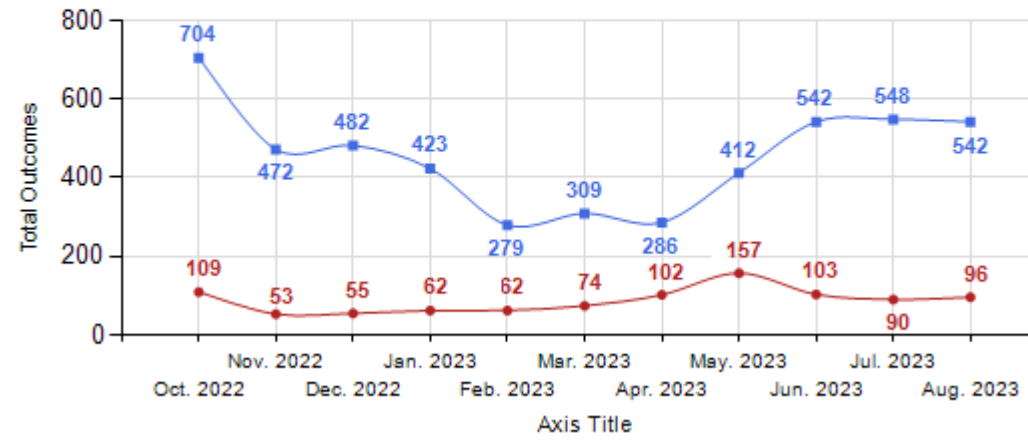
Live Release Rate Other Outcome Rate



Feline Live Release vs Other Outcome (Month to Month Comparison) Percentage

10/1/2022 – 8/31/2023

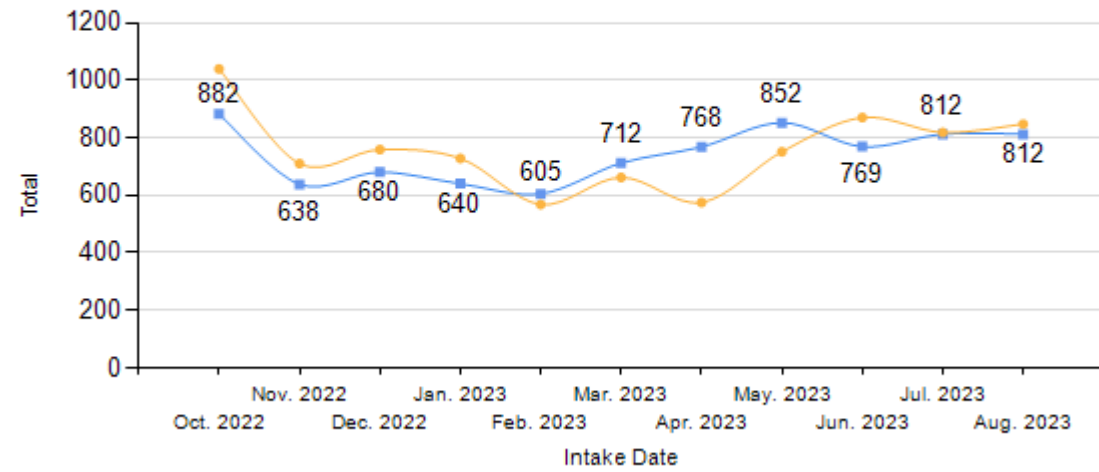
Live Release Rate Other Outcome Rate



Total Intake & Outcome (Month to Month Comparison)

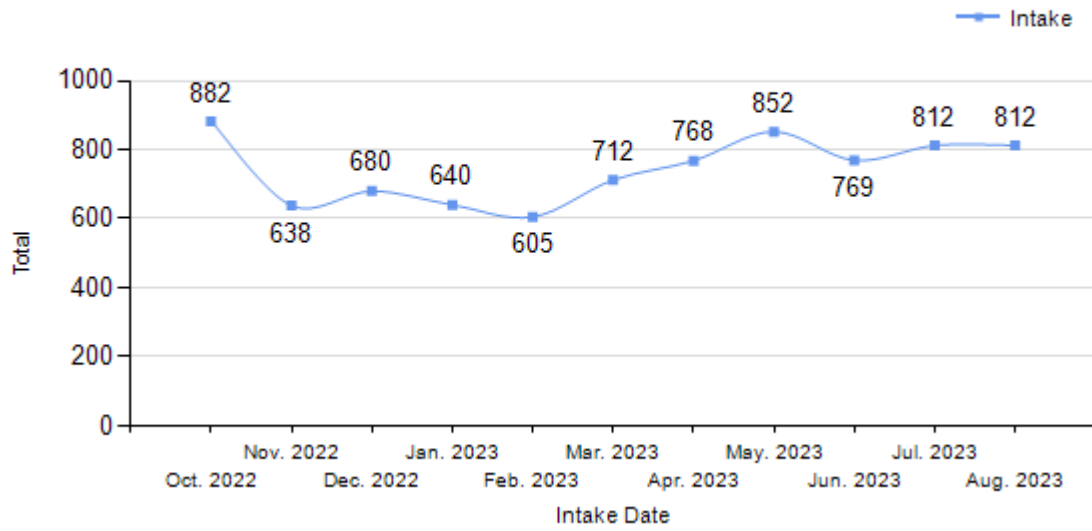
10/1/2022 – 8/31/2023

Intake Outcome

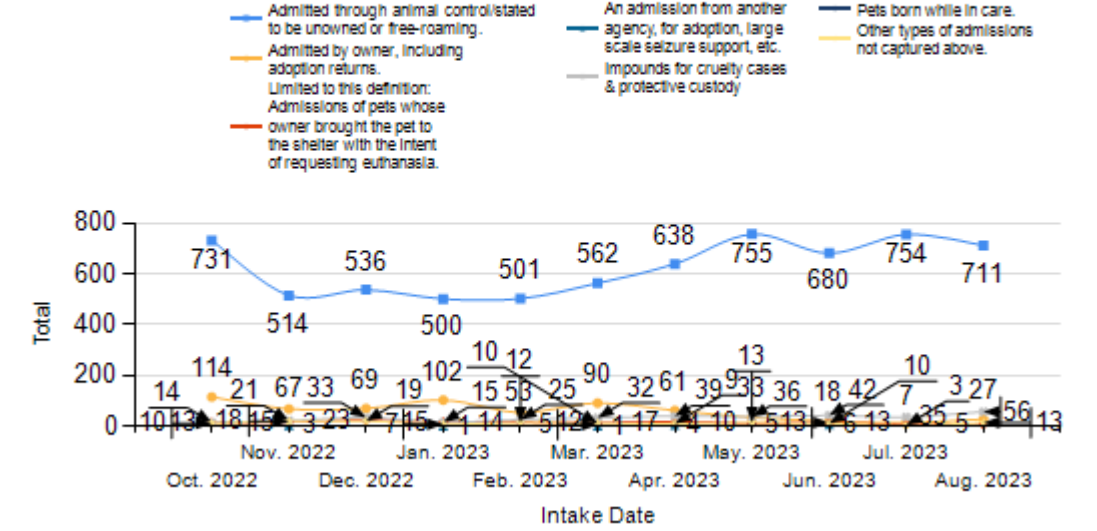


Intake Statistics Pivoted by Species (10/1/2022 - 8/31/2023)				Month to Month Comparison										
Species		Name	Total	Oct. 2022	Nov. 2022	Dec. 2022	Jan. 2023	Feb. 2023	Mar. 2023	Apr. 2023	May. 2023	Jun. 2023	Jul. 2023	Aug. 2023
Canine	B	Stray/At Large	1,676	185	144	152	172	167	181	99	137	161	139	139
	C	Relinquished by Owner	237	16	8	20	40	16	73	22	12	9	9	12
	D	Owner Intended Euthanasia	93	7	11	14	10	12	7	8	5	9	6	4
	E	Transferred in from Agency (In State)	1	0	0	0	1	0	0	0	0	0	0	0
	E	Transferred in from Agency (Out of State)	0	0	0	0	0	0	0	0	0	0	0	0
	F	Cruelty/Confiscate (Other Intakes)	249	12	11	19	11	20	22	30	32	34	24	34
	F	Born in the Shelter (Other Intakes)	0	0	0	0	0	0	0	0	0	0	0	0
	F	Returns (Other Intakes)	69	10	9	9	4	4	4	8	6	5	3	7
			Canine Live Intake	2,325	230	183	214	238	219	287	167	192	218	181
Feline	B	Stray/At Large	5,206	546	370	384	328	334	381	539	618	519	615	572
	C	Relinquished by Owner	410	98	59	49	62	37	17	39	21	9	4	15
	D	Owner Intended Euthanasia	51	6	4	9	5	2	5	9	5	4	1	1
	E	Transferred in from Agency (In State)	14	0	3	0	0	0	1	4	0	6	0	0
	E	Transferred in from Agency (Out of State)	0	0	0	0	0	0	0	0	0	0	0	0
	F	Cruelty/Confiscate (Other Intakes)	99	2	10	14	4	5	10	9	4	8	11	22
	F	Born in the Shelter (Other Intakes)	10	0	0	0	0	0	5	0	5	0	0	0
	F	Returns (Other Intakes)	55	0	9	10	3	8	6	1	7	5	0	6
			Feline Live Intake	5,845	652	455	466	402	386	425	601	660	551	631
	B	Stray/At Large	6,882	731	514	536	500	501	562	638	755	680	754	711
	C	Relinquished by Owner	647	114	67	69	102	53	90	61	33	18	13	27
	D	Owner Intended Euthanasia	144	13	15	23	15	14	12	17	10	13	7	5
	E	Transferred in from Agency (In State)	15	0	3	0	1	0	1	4	0	6	0	0
	E	Transferred in from Agency (Out of State)	0	0	0	0	0	0	0	0	0	0	0	0
	F	Cruelty/Confiscate (Other Intakes)	348	14	21	33	15	25	32	39	36	42	35	56
	F	Born in the Shelter (Other Intakes)	10	0	0	0	0	0	5	0	5	0	0	0
	F	Returns (Other Intakes)	124	10	18	19	7	12	10	9	13	10	3	13
	G	Total Live Intake	8,170	882	638	680	640	605	712	768	852	769	812	812

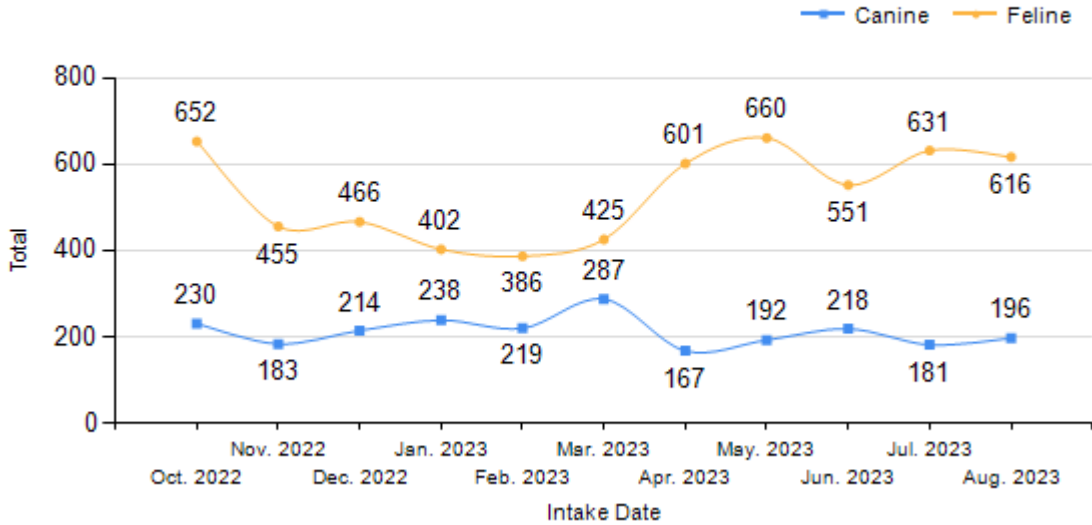
Total Intake (Month to Month Comparison)
10/1/2022 - 8/31/2023



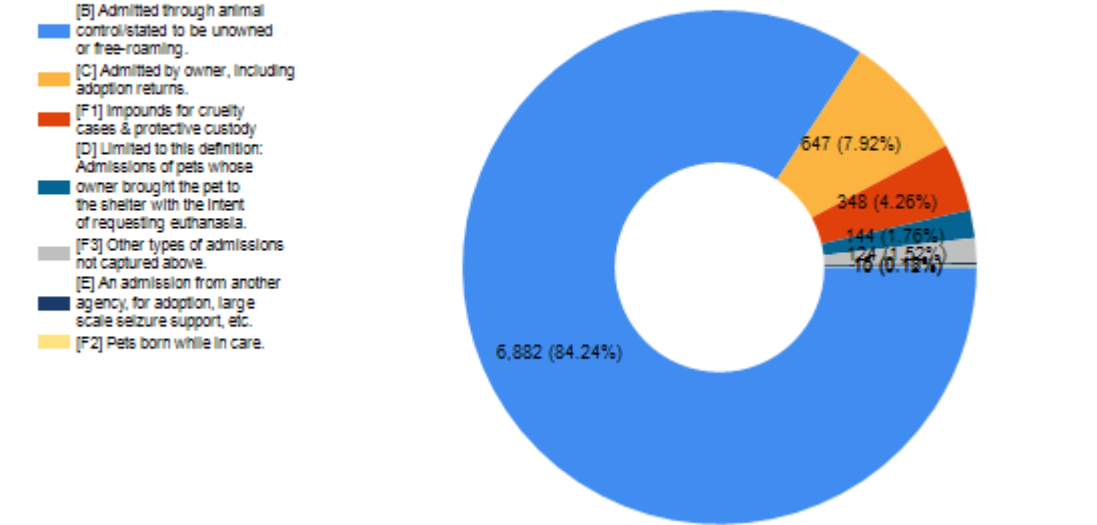
Total Intake (Month to Month Comparison)
10/1/2022 - 8/31/2023 by Intake Type



Total Intake (Month to Month Comparison)
10/1/2022 - 8/31/2023 by Species



Total Intake (Month to Month Comparison)
10/1/2022 - 8/31/2023 by Intake Type

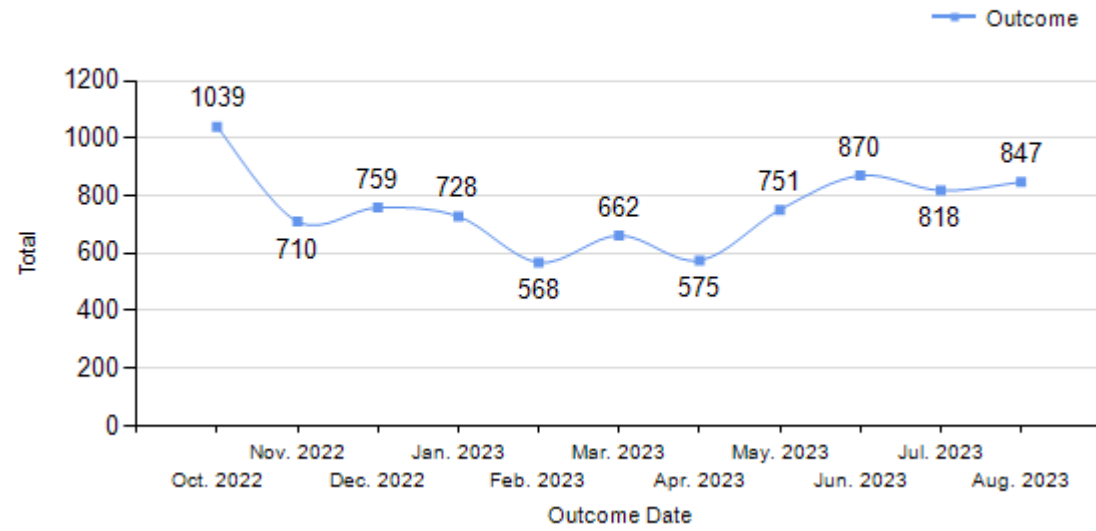


**Outcome Statistics Pivoted by Species
(10/1/2022 - 8/31/2023)**

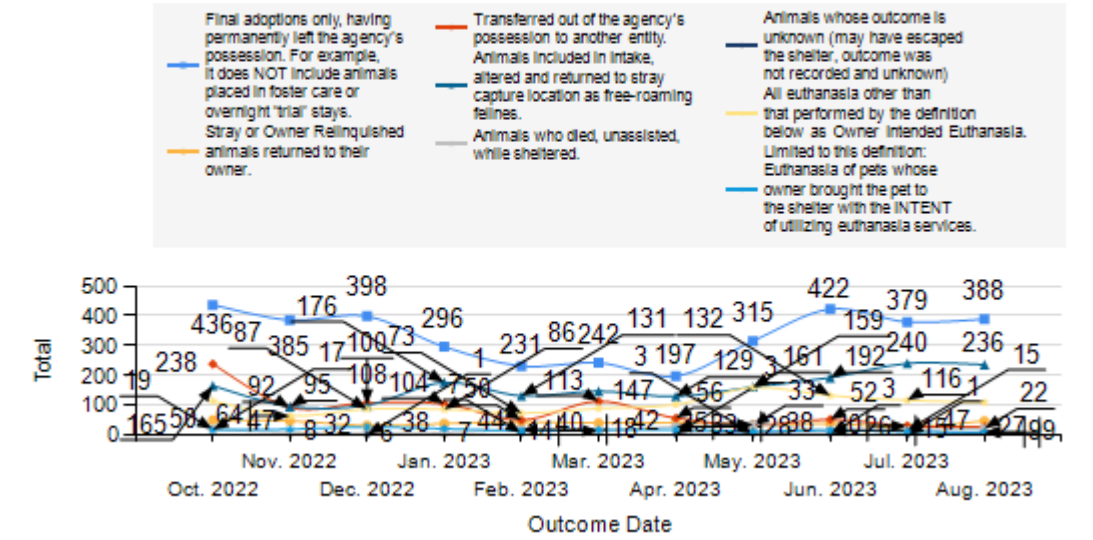
Month to Month Comparison

Species		Name	Total	Oct. 2022	Nov. 2022	Dec. 2022	Jan. 2023	Feb. 2023	Mar. 2023	Apr. 2023	May. 2023	Jun. 2023	Jul. 2023	Aug. 2023
Canine	H	Adoption	964	96	78	91	103	96	108	63	76	83	74	96
	I	Return to Owner	380	49	34	28	36	36	31	36	31	36	24	39
	J	Transferred to Another Agency	458	40	35	37	52	45	94	39	23	43	29	21
	K	Return to Field	0	0	0	0	0	0	0	0	0	0	0	0
	L	Other Live Outcomes	0	0	0	0	0	0	0	0	0	0	0	0
	M	Subtotal: Live Outcomes	1,802	185	147	156	191	177	233	138	130	162	127	156
	N	Died in Care	8	2	0	0	0	2	1	0	1	0	0	2
	O	Lost in Care	2	0	0	0	0	1	0	0	0	0	0	1
	P	Shelter Euthanasia	372	22	19	39	31	33	28	31	39	47	42	41
	Q	Owner Intended Euthanasia	123	11	14	16	14	13	10	9	7	12	10	7
	R	Subtotal: Other Outcomes	505	35	33	55	45	49	39	40	47	59	52	51
	Canine Total Outcome			2,307	220	180	211	236	226	272	178	177	221	179
Feline	H	Adoption	2,725	340	307	307	193	135	134	134	239	339	305	292
	I	Return to Owner	57	1	13	4	2	8	9	6	2	2	2	8
	J	Transferred to Another Agency	445	198	57	71	52	5	19	17	10	9	1	6
	K	Return to Field	1,772	165	95	100	176	131	147	129	161	192	240	236
	L	Other Live Outcomes	0	0	0	0	0	0	0	0	0	0	0	0
	M	Subtotal: Live Outcomes	4,999	704	472	482	423	279	309	286	412	542	548	542
	N	Died in Care	179	17	8	6	7	16	13	28	34	15	15	20
	O	Lost in Care	25	0	0	1	0	6	0	3	3	3	1	8
	P	Shelter Euthanasia	759	92	45	48	55	40	61	71	120	85	74	68
	Q	Owner Intended Euthanasia	58	6	5	11	7	1	7	9	5	4	1	2
	R	Subtotal: Other Outcomes	1,021	115	58	66	69	63	81	111	162	107	91	98
	Feline Total Outcome			6,020	819	530	548	492	342	390	397	574	649	639
	H	Adoption	3,689	436	385	398	296	231	242	197	315	422	379	388
	I	Return to Owner	437	50	47	32	38	44	40	42	33	38	26	47
	J	Transferred to Another Agency	903	238	92	108	104	50	113	56	33	52	30	27
	K	Return to Field	1,772	165	95	100	176	131	147	129	161	192	240	236
	L	Other Live Outcomes	0	0	0	0	0	0	0	0	0	0	0	0
	N	Died in Care	187	19	8	6	7	18	14	28	35	15	15	22
	O	Lost in Care	27	0	0	1	0	7	0	3	3	3	1	9
	P	Shelter Euthanasia	1,131	114	64	87	86	73	89	102	159	132	116	109
	Q	Owner Intended Euthanasia	181	17	19	27	21	14	17	18	12	16	11	9
	S	Total Outcome	8,327	1,039	710	759	728	568	662	575	751	870	818	847

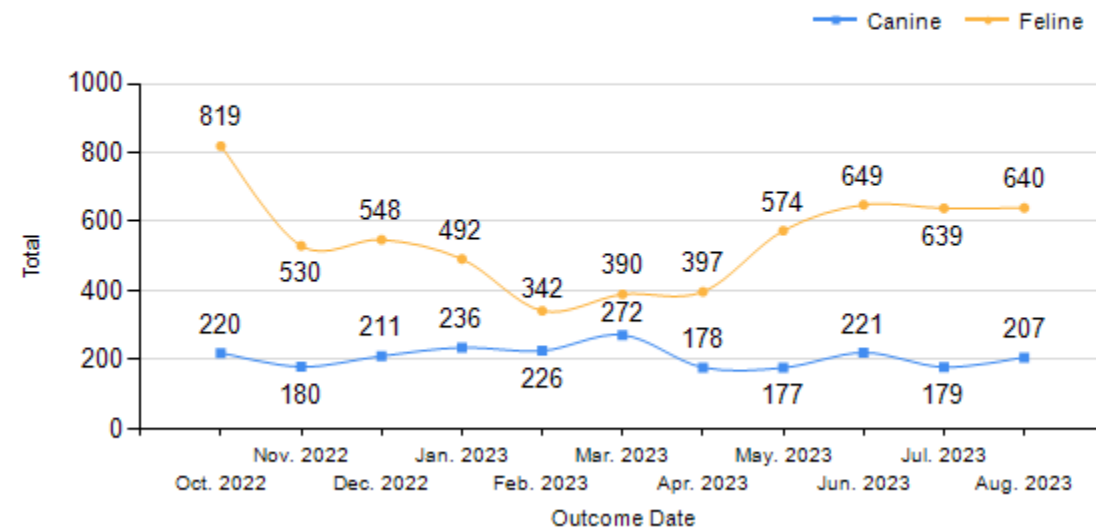
Total Outcome (Month to Month Comparision)
10/1/2022 - 8/31/2023



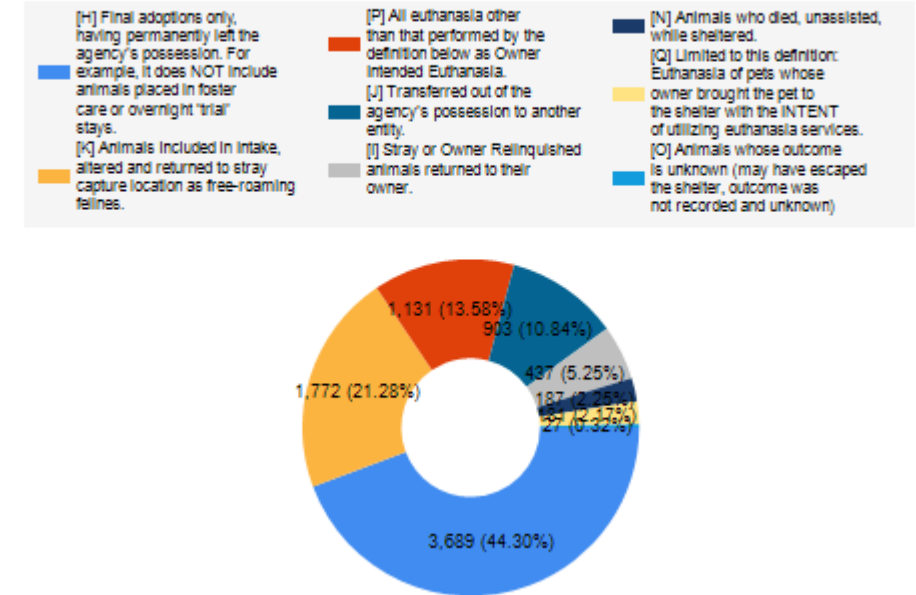
Total Outcome (Month to Month Comparision)
10/1/2022 - 8/31/2023 by Intake Type



Total Outcome (Month to Month Comparision)
10/1/2022 - 8/31/2023 by Species



Total Outcome (Month to Month Comparision)
10/1/2022 - 8/31/2023 by Outcome Type



	TOTAL			Canine			Feline		
	Live Release	Live Release (%)	Change (%)	Live Release	Live Release (%)	Change (%)	Live Release	Live Release (%)	Change (%)
Oct. 2022	889	86.99%	NaN	185	88.52%	NaN	704	86.59%	NaN
Nov. 2022	619	89.58%	2.59%	147	88.55%	0.04%	472	89.90%	3.31%
Dec. 2022	638	87.16%	-2.42%	156	80.00%	-8.55%	482	89.76%	-0.15%
Jan. 2023	614	86.85%	-0.31%	191	86.04%	6.04%	423	87.22%	-2.54%
Feb. 2023	456	82.31%	-4.54%	177	83.10%	-2.94%	279	81.82%	-5.40%
Mar. 2023	542	84.03%	1.72%	233	88.93%	5.83%	309	80.68%	-1.14%
Apr. 2023	424	76.12%	-7.91%	138	81.66%	-7.27%	286	73.71%	-6.97%
May. 2023	542	73.34%	-2.78%	130	76.47%	-5.19%	412	72.41%	-1.30%
Jun. 2023	704	82.44%	9.09%	162	77.51%	1.04%	542	84.03%	11.62%
Jul. 2023	675	83.64%	1.21%	127	75.15%	-2.36%	548	85.89%	1.86%
Aug. 2023	698	83.29%	-0.35%	156	78.00%	2.85%	542	84.95%	-0.94%
10/1/2022 - 8/31/2023	8327	83.49%							

Formula:
 $M / (S \text{ subtract } Q)$
 $6,801 / (8,327 \text{ subtract } 181) = 83.49\%$