

Intake & Outcome Statistics
(10/1/2021 - 9/30/2022)
Pivoted by Intake & Outcome

Month to Month Comparison

	Canine	Feline	Total	Oct. 2021	Nov. 2021	Dec. 2021	Jan. 2022	Feb. 2022	Mar. 2022	Apr. 2022	May. 2022	Jun. 2022	Jul. 2022	Aug. 2022	Sep. 2022
--	--------	--------	-------	-----------	-----------	-----------	-----------	-----------	-----------	-----------	-----------	-----------	-----------	-----------	-----------

LIVE INTAKE

B	Stray/At Large	1,678	5,054	6,732	516	351	400	433	410	509	550	770	747	664	693	689
C	Relinquished by Owner	244	263	507	23	35	58	76	48	48	29	43	29	41	42	35
D	Owner Intended Euthanasia	124	54	178	11	9	16	13	9	14	23	18	18	24	12	11
E	Transferred in from Agency (In State)	4	4	8	0	4	0	0	0	0	0	2	0	0	2	0
E	Transferred in from Agency (Out of State)	0	0	0	0	0	0	0	0	0	0	0	0	0	0	0
F	Cruelty/Confiscate (Other Intakes)	232	123	355	10	13	25	15	29	46	50	32	18	46	44	27
F	Born in the Shelter (Other Intakes)	0	12	12	4	3	0	0	0	0	0	0	0	0	0	5
F	Returns (Other Intakes)	99	57	156	17	13	6	12	17	8	14	14	17	13	13	12
G	Total Live Intake [B + C + D + E + F]	2,381	5,567	7,948	581	428	505	549	513	625	666	879	829	788	806	779

OUTCOMES

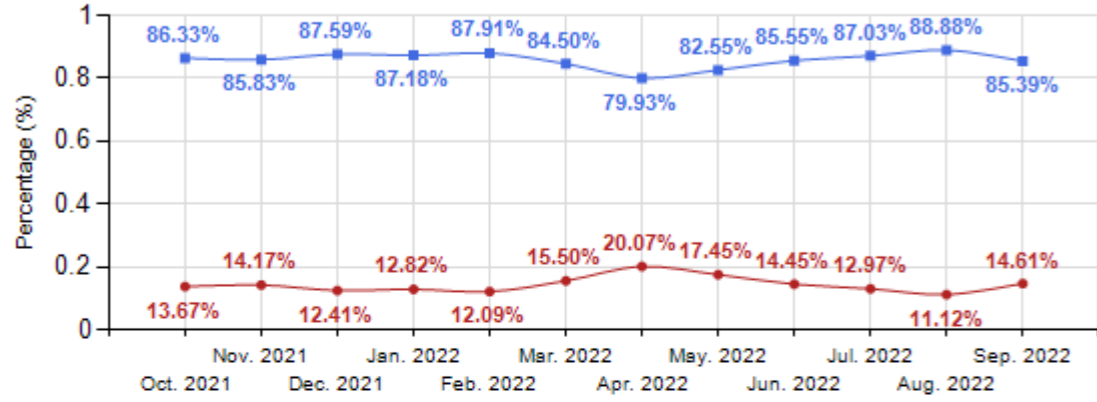
H	Adoption	1,104	2,862	3,966	304	312	340	264	217	215	242	325	476	510	412	349
I	Return to Owner	431	45	476	33	21	48	46	50	59	33	48	38	35	39	26
J	Transferred to Another Agency	389	307	696	44	32	29	59	94	43	35	24	23	36	123	154
K	Return to Field	0	1,448	1,448	99	59	70	80	119	152	140	166	150	144	161	108
L	Other Live Outcomes	0	0	0	0	0	0	0	0	0	0	0	0	0	0	0
M	Subtotal: Live Outcomes [H + I + J + K + L]	1,924	4,662	6,586	480	424	487	449	480	469	450	563	687	725	735	637
N	Died in Care	10	181	191	19	23	6	2	5	13	22	28	18	13	17	25
O	Lost in Care	0	4	4	0	2	1	0	0	0	0	0	0	0	0	1
P	Shelter Euthanasia	275	620	895	57	45	62	64	61	73	91	91	98	95	75	83
Q	Owner Intended Euthanasia	147	66	213	15	10	19	11	12	14	28	24	22	28	18	12
R	Subtotal: Other Outcomes [N + O + P + Q]	432	871	1,303	91	80	88	77	78	100	141	143	138	136	110	121
S	Total Outcomes [M + R]	2,356	5,533	7,889	571	504	575	526	558	569	591	706	825	861	845	758
	Asilomar "Lite" Live Release Rate:	87.10%	85.28%	85.80%	86.33%	85.83%	87.59%	87.18%	87.91%	84.50%	79.93%	82.55%	85.55%	87.03%	88.88%	85.39%
	Canine Asilomar "Lite" Live Release Rate			87.10%	92.22%	85.51%	88.20%	89.55%	91.25%	91.63%	86.03%	86.74%	84.05%	85.33%	82.68%	79.35%
	Feline Asilomar "Lite" Live Release Rate			85.28%	83.80%	85.96%	87.30%	85.67%	85.29%	80.00%	77.08%	81.04%	85.94%	87.52%	90.59%	87.37%

Formula:
M / (S subtract Q)
6,586 / (7,889 subtract 213) = 85.80%

Live Release vs Other Outcome (Month to Month Comparison) Percentage

10/1/2021 – 9/30/2022

— Live Release Rate — Other Outcome Rate

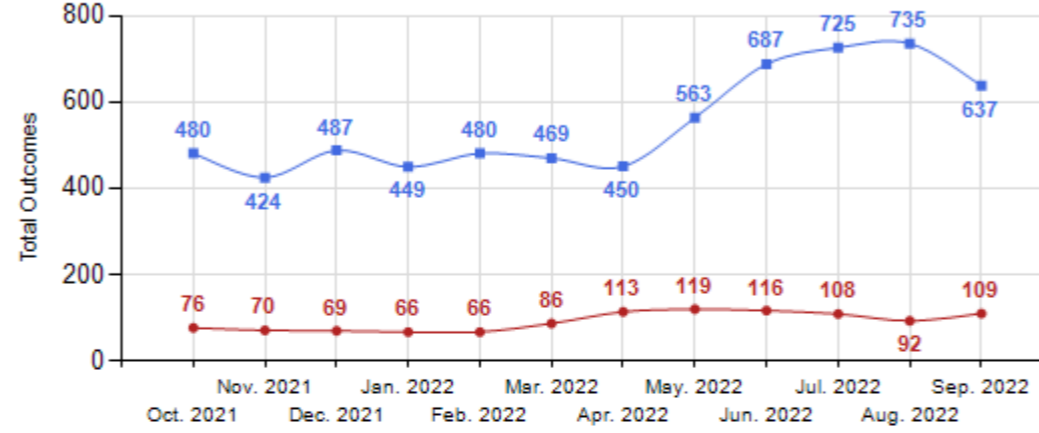


Axis Title

Live Release vs Other Outcome (Month to Month Comparison) Total

10/1/2021 – 9/30/2022

— Live Release Rate — Other Outcome Rate

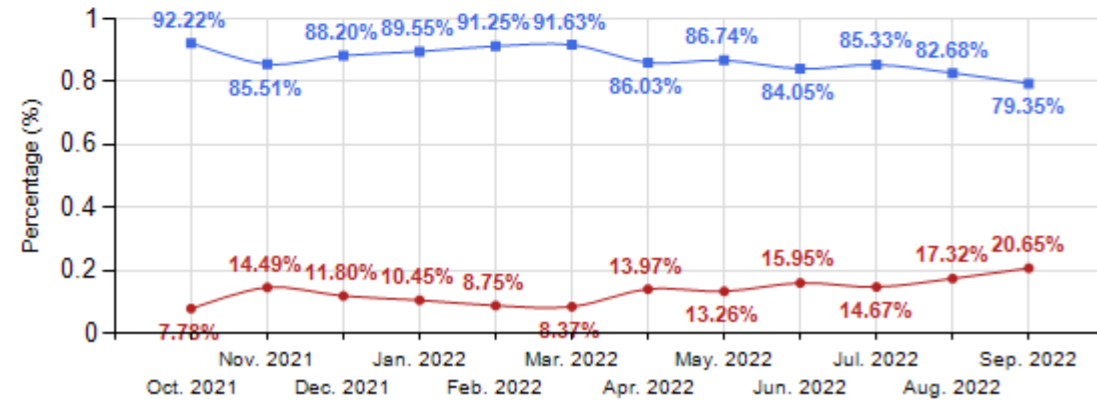


Axis Title

Canine Live Release vs Other Outcome (Month to Month Comparison) Percentage

10/1/2021 – 9/30/2022

— Live Release Rate — Other Outcome Rate

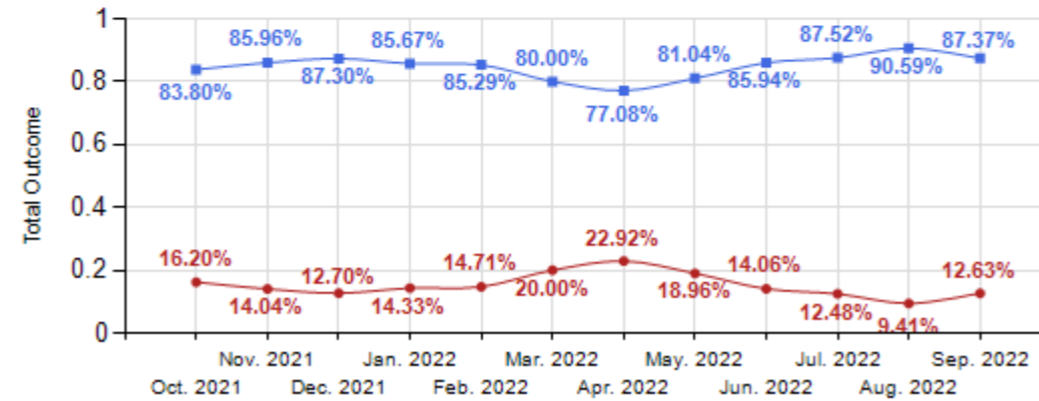


Outcome Date

Feline Live Release vs Other Outcome (Month to Month Comparison) Percentage

10/1/2021 – 9/30/2022

— Live Release Rate — Other Outcome Rate

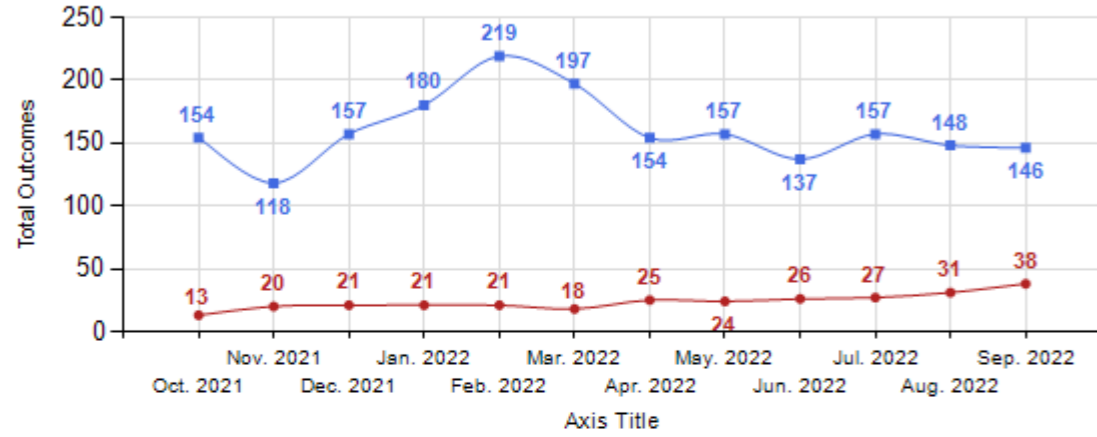


Outcome Date

Canine Live Release vs Other Outcome (Month to Month Comparison) Percentage

10/1/2021 – 9/30/2022

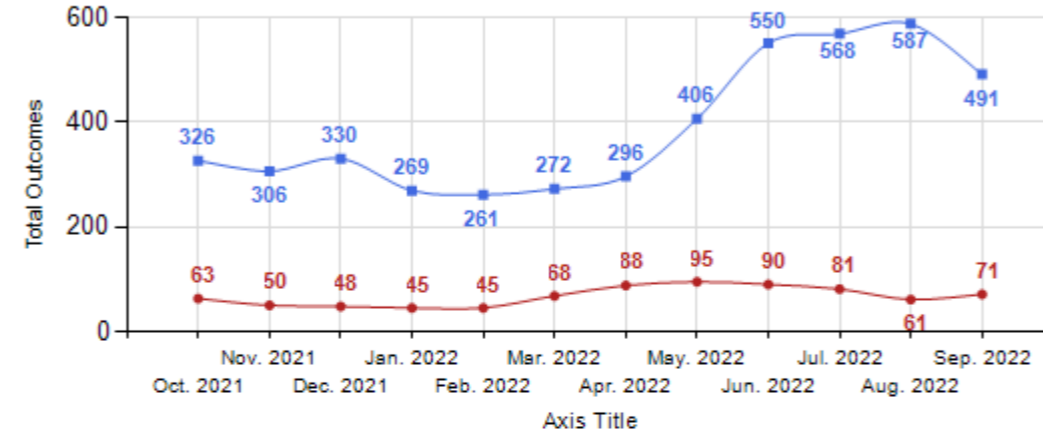
— Live Release Rate — Other Outcome Rate



Feline Live Release vs Other Outcome (Month to Month Comparison) Percentage

10/1/2021 – 9/30/2022

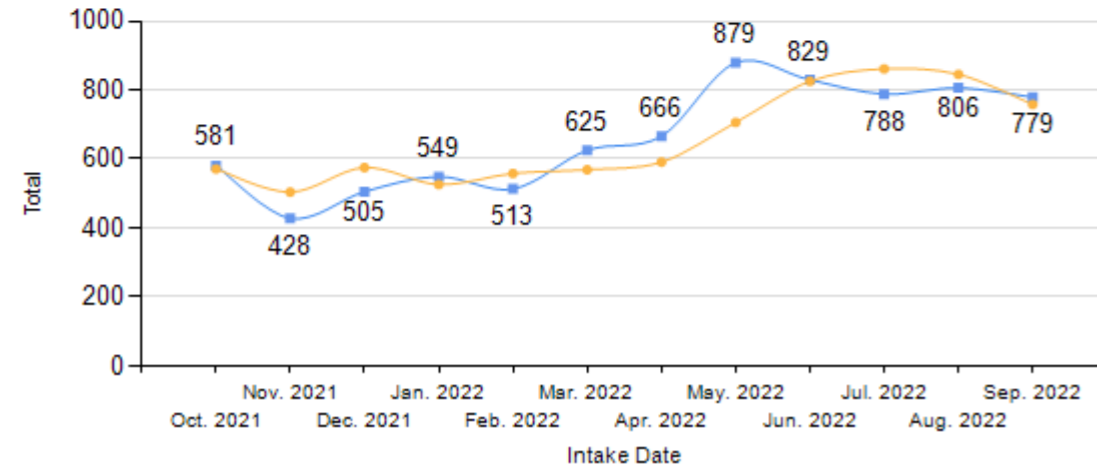
— Live Release Rate — Other Outcome Rate



Total Intake & Outcome (Month to Month Comparison)

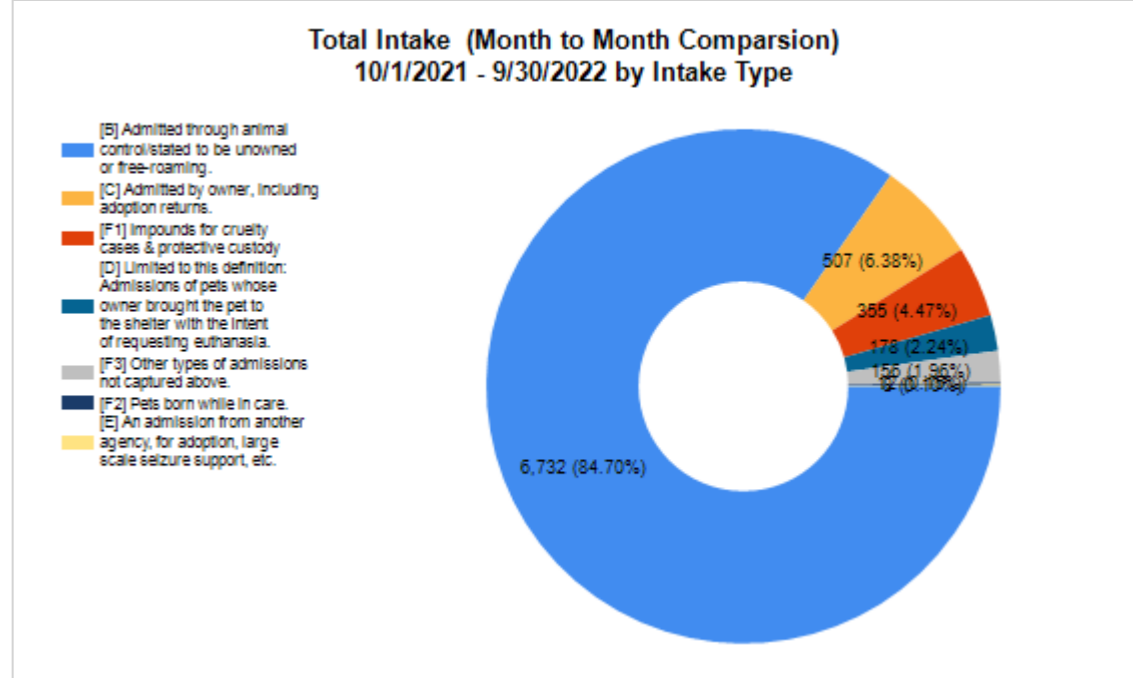
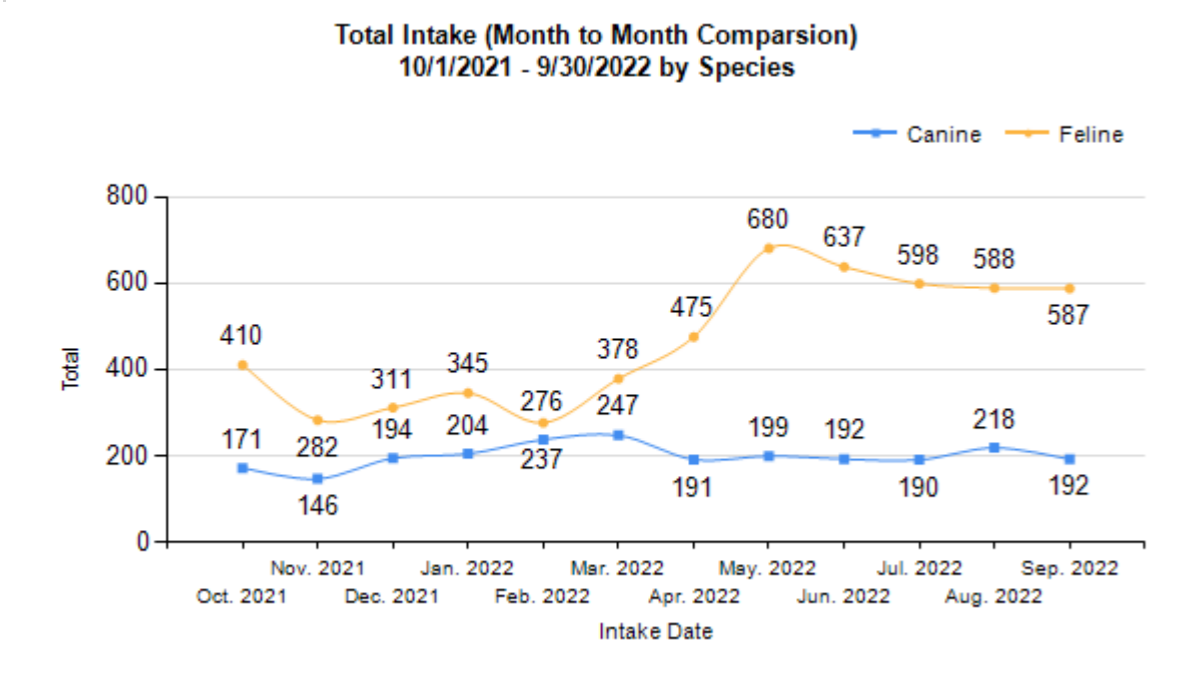
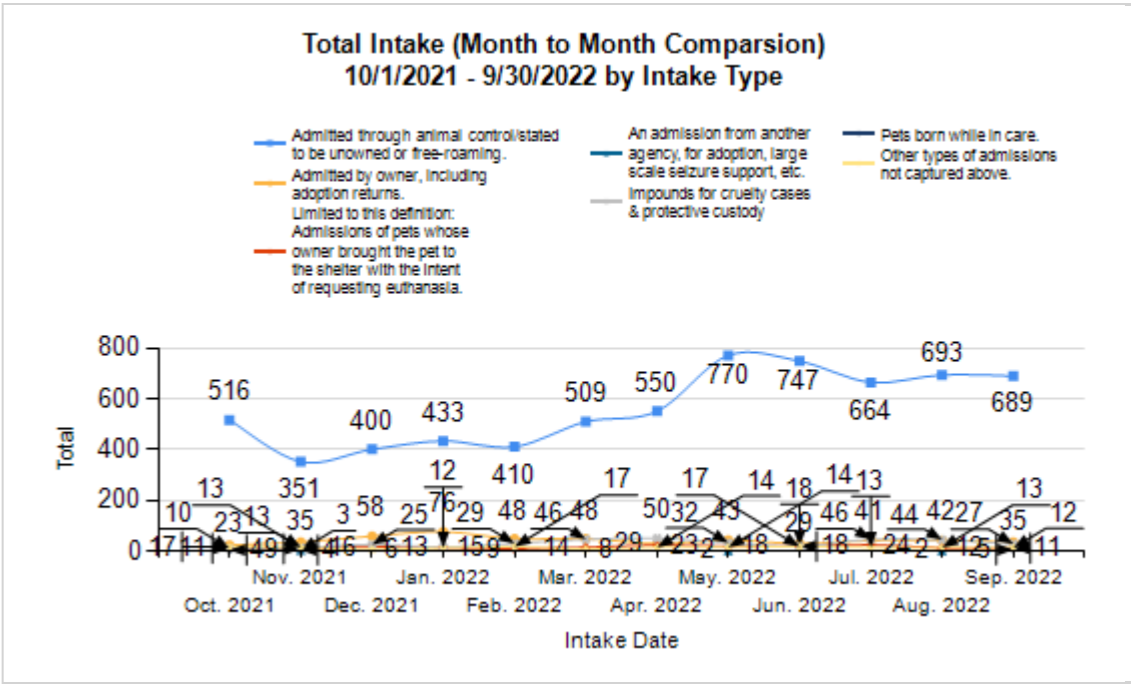
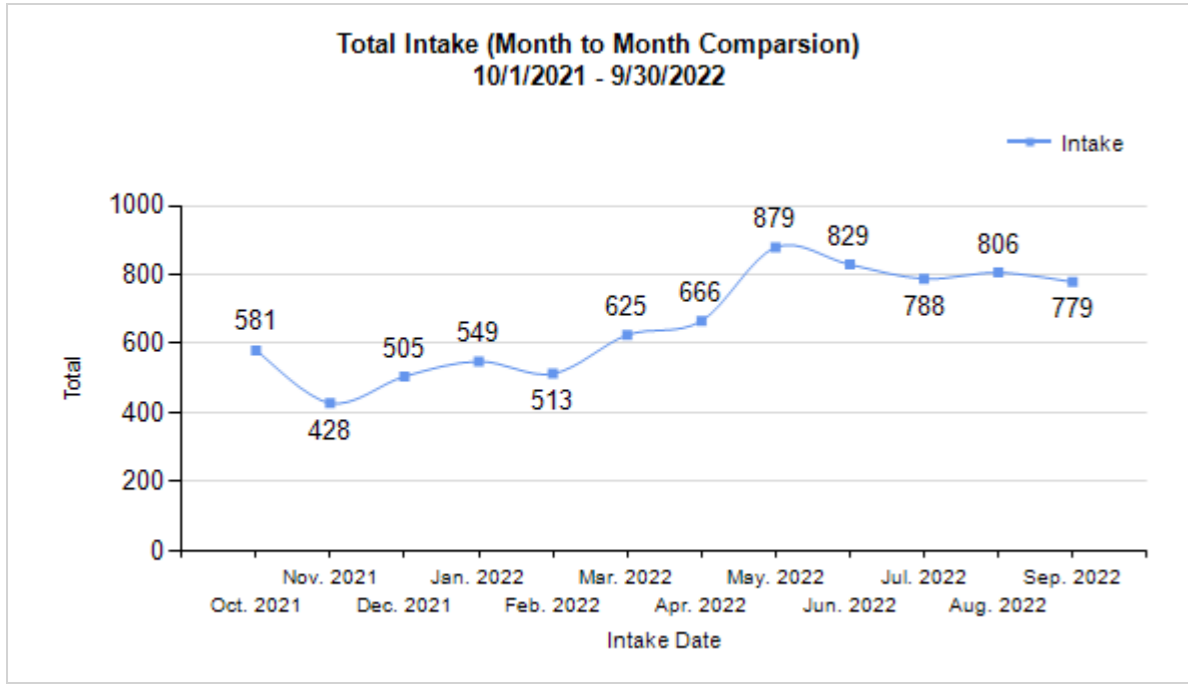
10/1/2021 – 9/30/2022

— Intake — Outcome



Intake Statistics Pivoted by Species (10/1/2021 - 9/30/2022)				Month to Month Comparison												
Species		Name	Total	Oct. 2021	Nov. 2021	Dec. 2021	Jan. 2022	Feb. 2022	Mar. 2022	Apr. 2022	May. 2022	Jun. 2022	Jul. 2022	Aug. 2022	Sep. 2022	
Canine	B	Stray/At Large	1,678	135	101	128	162	173	167	117	132	142	134	147	140	
	C	Relinquished by Owner	244	8	22	34	17	34	25	9	22	14	17	24	18	
	D	Owner Intended Euthanasia	124	9	6	10	10	6	8	17	11	16	15	7	9	
	E	Transferred in from Agency (In State)	4	0	0	0	0	0	0	0	0	2	0	0	2	0
	E	Transferred in from Agency (Out of State)	0	0	0	0	0	0	0	0	0	0	0	0	0	0
	F	Cruelty/Confiscate (Other Intakes)	232	10	10	16	8	14	39	38	20	12	17	33	15	
	F	Born in the Shelter (Other Intakes)	0	0	0	0	0	0	0	0	0	0	0	0	0	0
	F	Returns (Other Intakes)	99	9	7	6	7	10	8	10	12	8	7	5	10	
			Canine Live Intake	2,381	171	146	194	204	237	247	191	199	192	190	218	192
Feline	B	Stray/At Large	5,054	381	250	272	271	237	342	433	638	605	530	546	549	
	C	Relinquished by Owner	263	15	13	24	59	14	23	20	21	15	24	18	17	
	D	Owner Intended Euthanasia	54	2	3	6	3	3	6	6	7	2	9	5	2	
	E	Transferred in from Agency (In State)	4	0	4	0	0	0	0	0	0	0	0	0	0	0
	E	Transferred in from Agency (Out of State)	0	0	0	0	0	0	0	0	0	0	0	0	0	0
	F	Cruelty/Confiscate (Other Intakes)	123	0	3	9	7	15	7	12	12	6	29	11	12	
	F	Born in the Shelter (Other Intakes)	12	4	3	0	0	0	0	0	0	0	0	0	0	5
	F	Returns (Other Intakes)	57	8	6	0	5	7	0	4	2	9	6	8	2	
			Feline Live Intake	5,567	410	282	311	345	276	378	475	680	637	598	588	587
	B	Stray/At Large	6,732	516	351	400	433	410	509	550	770	747	664	693	689	
	C	Relinquished by Owner	507	23	35	58	76	48	48	29	43	29	41	42	35	
	D	Owner Intended Euthanasia	178	11	9	16	13	9	14	23	18	18	24	12	11	
	E	Transferred in from Agency (In State)	8	0	4	0	0	0	0	0	2	0	0	2	0	
	E	Transferred in from Agency (Out of State)	0	0	0	0	0	0	0	0	0	0	0	0	0	
	F	Cruelty/Confiscate (Other Intakes)	355	10	13	25	15	29	46	50	32	18	46	44	27	
	F	Born in the Shelter (Other Intakes)	12	4	3	0	0	0	0	0	0	0	0	0	5	
	F	Returns (Other Intakes)	156	17	13	6	12	17	8	14	14	17	13	13	12	

G	Total Live Intake	7,948	581	428	505	549	513	625	666	879	829	788	806	779
---	-------------------	-------	-----	-----	-----	-----	-----	-----	-----	-----	-----	-----	-----	-----

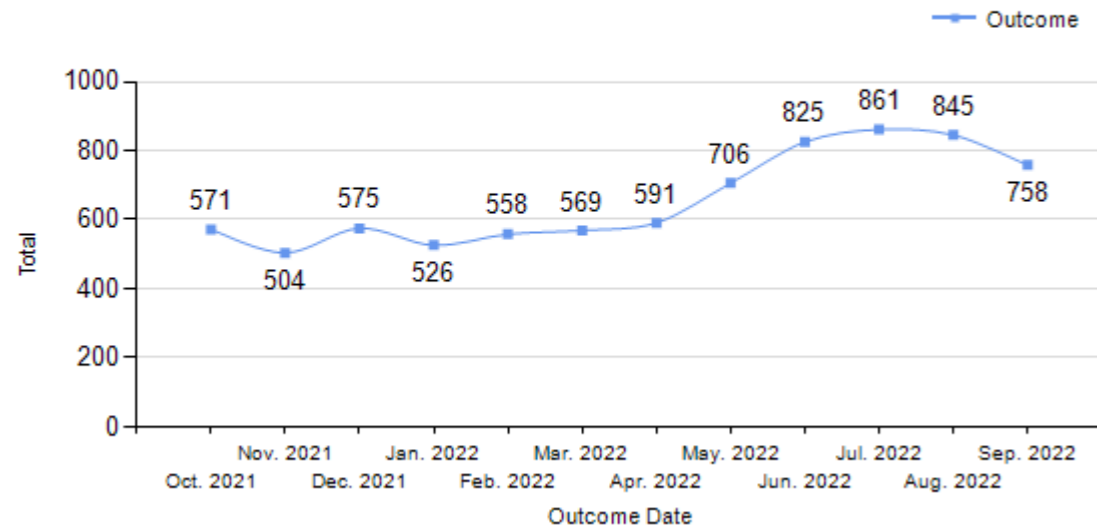


**Outcome Statistics Pivoted by Species
(10/1/2021 - 9/30/2022)**

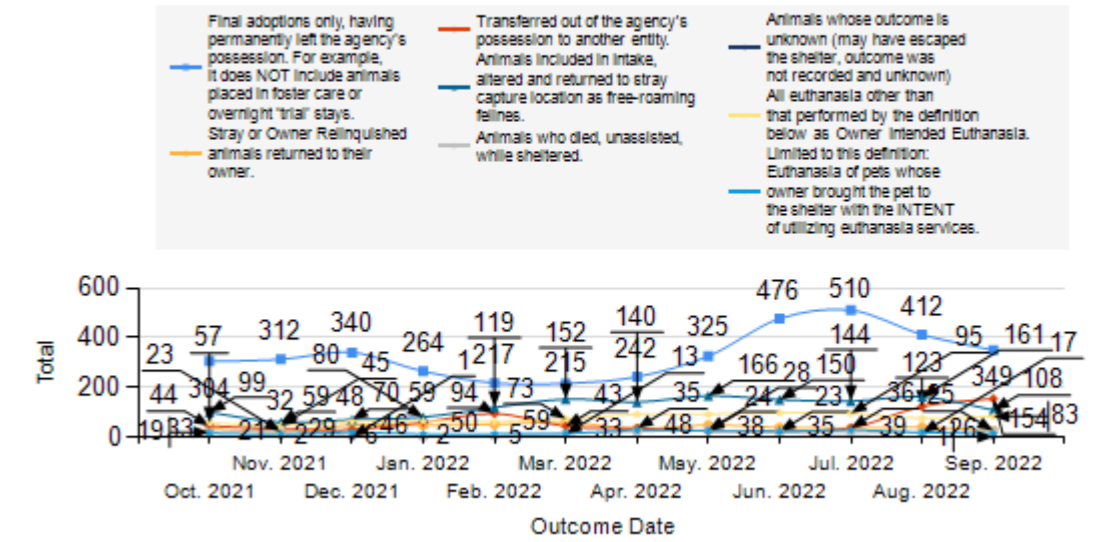
Month to Month Comparison

Species		Name	Total	Oct. 2021	Nov. 2021	Dec. 2021	Jan. 2022	Feb. 2022	Mar. 2022	Apr. 2022	May. 2022	Jun. 2022	Jul. 2022	Aug. 2022	Sep. 2022
Canine	H	Adoption	1,104	90	71	91	85	104	99	97	90	78	109	97	93
	I	Return to Owner	431	30	19	40	39	45	57	31	44	37	33	31	25
	J	Transferred to Another Agency	389	34	28	26	56	70	41	26	23	22	15	20	28
	K	Return to Field	0	0	0	0	0	0	0	0	0	0	0	0	0
	L	Other Live Outcomes	0	0	0	0	0	0	0	0	0	0	0	0	0
	M	Subtotal: Live Outcomes	1,924	154	118	157	180	219	197	154	157	137	157	148	146
	N	Died in Care	10	1	0	0	0	1	1	0	0	0	1	2	4
	O	Lost in Care	0	0	0	0	0	0	0	0	0	0	0	0	0
	P	Shelter Euthanasia	275	12	20	21	21	20	17	25	24	26	26	29	34
	Q	Owner Intended Euthanasia	147	11	6	12	8	8	9	20	15	20	19	11	8
	R	Subtotal: Other Outcomes	432	24	26	33	29	29	27	45	39	46	46	42	46
	Canine Total Outcome			2,356	178	144	190	209	248	224	199	196	183	203	190
Feline	H	Adoption	2,862	214	241	249	179	113	116	145	235	398	401	315	256
	I	Return to Owner	45	3	2	8	7	5	2	2	4	1	2	8	1
	J	Transferred to Another Agency	307	10	4	3	3	24	2	9	1	1	21	103	126
	K	Return to Field	1,448	99	59	70	80	119	152	140	166	150	144	161	108
	L	Other Live Outcomes	0	0	0	0	0	0	0	0	0	0	0	0	0
	M	Subtotal: Live Outcomes	4,662	326	306	330	269	261	272	296	406	550	568	587	491
	N	Died in Care	181	18	23	6	2	4	12	22	28	18	12	15	21
	O	Lost in Care	4	0	2	1	0	0	0	0	0	0	0	0	1
	P	Shelter Euthanasia	620	45	25	41	43	41	56	66	67	72	69	46	49
	Q	Owner Intended Euthanasia	66	4	4	7	3	4	5	8	9	2	9	7	4
	R	Subtotal: Other Outcomes	871	67	54	55	48	49	73	96	104	92	90	68	75
	Feline Total Outcome			5,533	393	360	385	317	310	345	392	510	642	658	655
	H	Adoption	3,966	304	312	340	264	217	215	242	325	476	510	412	349
	I	Return to Owner	476	33	21	48	46	50	59	33	48	38	35	39	26
	J	Transferred to Another Agency	696	44	32	29	59	94	43	35	24	23	36	123	154
	K	Return to Field	1,448	99	59	70	80	119	152	140	166	150	144	161	108
	L	Other Live Outcomes	0	0	0	0	0	0	0	0	0	0	0	0	0
	N	Died in Care	191	19	23	6	2	5	13	22	28	18	13	17	25
	O	Lost in Care	4	0	2	1	0	0	0	0	0	0	0	0	1
	P	Shelter Euthanasia	895	57	45	62	64	61	73	91	91	98	95	75	83
	Q	Owner Intended Euthanasia	213	15	10	19	11	12	14	28	24	22	28	18	12
	S	Total Outcome	7,889	571	504	575	526	558	569	591	706	825	861	845	758

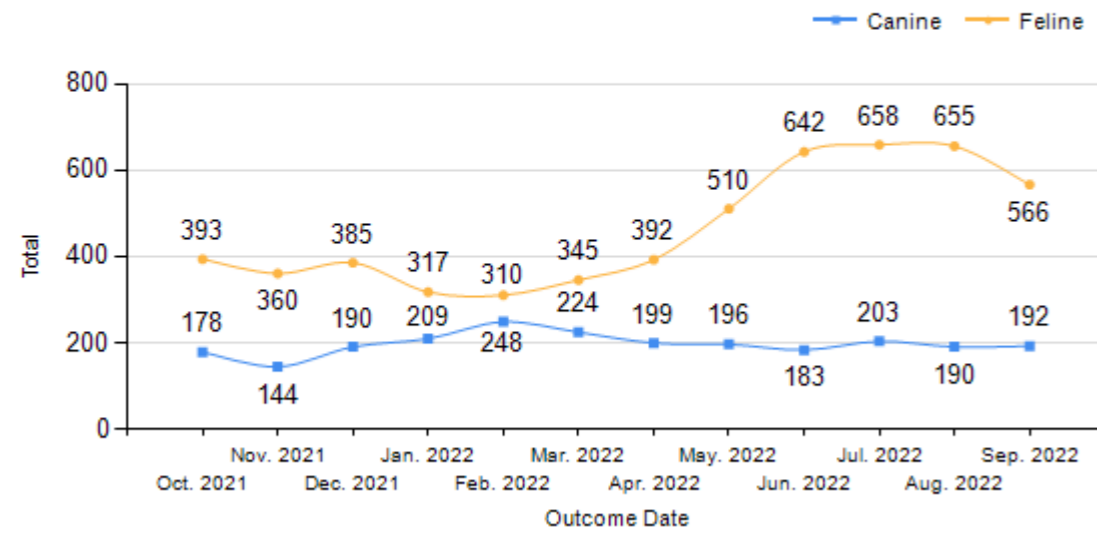
Total Outcome (Month to Month Comparison)
10/1/2021 - 9/30/2022



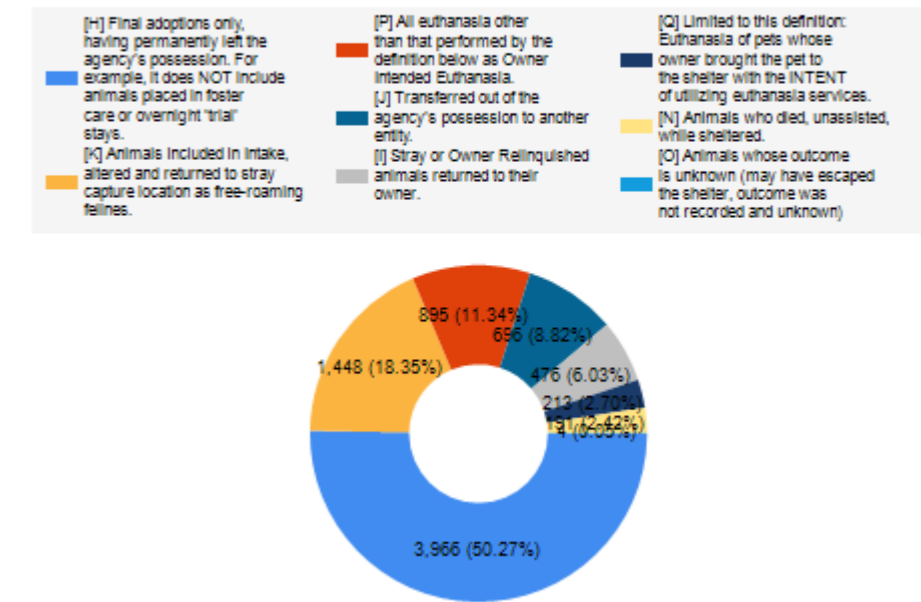
Total Outcome (Month to Month Comparison)
10/1/2021 - 9/30/2022 by Intake Type



Total Outcome (Month to Month Comparison)
10/1/2021 - 9/30/2022 by Species



Total Outcome (Month to Month Comparison)
10/1/2021 - 9/30/2022 by Outcome Type



	TOTAL			Canine			Feline		
	Live Release	Live Release (%)	Change (%)	Live Release	Live Release (%)	Change (%)	Live Release	Live Release (%)	Change (%)
Oct. 2021	480	86.33%	NaN	154	92.22%	NaN	326	83.80%	NaN
Nov. 2021	424	85.83%	-0.50%	118	85.51%	-6.71%	306	85.96%	2.15%
Dec. 2021	487	87.59%	1.76%	157	88.20%	2.70%	330	87.30%	1.35%
Jan. 2022	449	87.18%	-0.41%	180	89.55%	1.35%	269	85.67%	-1.63%
Feb. 2022	480	87.91%	0.73%	219	91.25%	1.70%	261	85.29%	-0.37%
Mar. 2022	469	84.50%	-3.41%	197	91.63%	0.38%	272	80.00%	-5.29%
Apr. 2022	450	79.93%	-4.58%	154	86.03%	-5.59%	296	77.08%	-2.92%
May. 2022	563	82.55%	2.62%	157	86.74%	0.71%	406	81.04%	3.95%
Jun. 2022	687	85.55%	3.00%	137	84.05%	-2.69%	550	85.94%	4.90%
Jul. 2022	725	87.03%	1.48%	157	85.33%	1.28%	568	87.52%	1.58%
Aug. 2022	735	88.88%	1.84%	148	82.68%	-2.64%	587	90.59%	3.07%
Sep. 2022	637	85.39%	-3.49%	146	79.35%	-3.33%	491	87.37%	-3.22%

Formula:
 $M / (S \text{ subtract } Q)$
 $6,586 / (7,889 \text{ subtract } 213) =$
85.80%