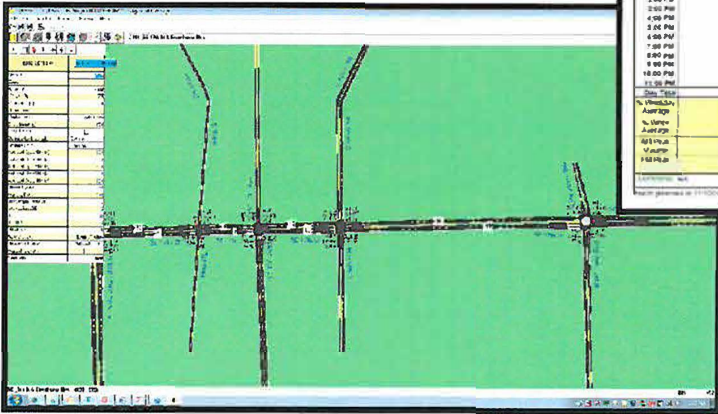
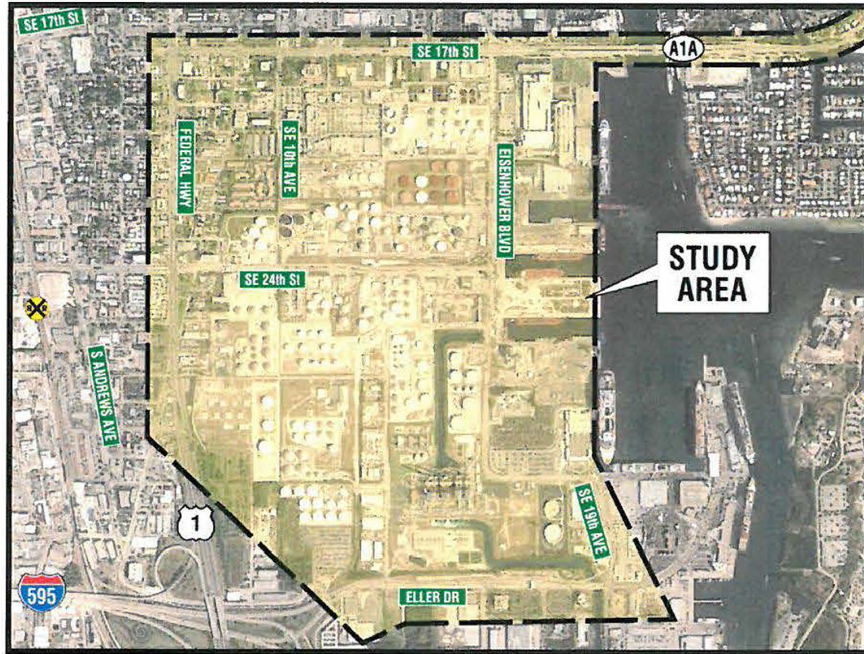



FINAL

Broward County Convention Center Traffic Study



Prepared By *Paul J. Mannix*

ATKINS



Paul J. Mannix
P.E. No.: 57712

February 12, 2014

Table of Contents

1. INTRODUCTION	1
2. EXISTING ROADWAY NETWORK	5
2.1. Roadway Segments	5
2.2. Intersections	5
3. TRAFFIC DATA COLLECTION	8
3.1. Intersection Turning Movement Counts	8
3.2. Roadway Segment Traffic Counts	9
3.3. Traffic Count Adjustments.....	10
4. CONVENTION CENTER TRAFFIC	13
5. SE 17 th STREET CORRIDOR	16
5.1. Background Traffic Volumes (Volumes without Convention Center Traffic)	16
6. SUMMARY	24

List of Tables

TABLE 1 - BROWARD COUNTY CONVENTION CENTER EVENTS (OCT 8 – 14, 2013) ..8
TABLE 2 - DESCRIPTIONS OF LOS FOR SIGNALIZED INTERSECTIONS 16
TABLE 3 – AM TRAFFIC CONDITIONS (INTERSECTIONS)..... 17
TABLE 4 – MIDDAY TRAFFIC CONDITIONS (INTERSECTIONS)..... 17
TABLE 5 – PM TRAFFIC CONDITIONS (INTERSECTIONS) 18
TABLE 6 – ADT TRAFFIC CONDITIONS (ROADWAY SEGMENTS)..... 18
TABLE 7 – PEAK HOUR LEVEL OF SERVICE (ROADWAY SEGMENTS)..... 19

List of Figures

Figure 1 – Study Area2
Figure 2 – Traffic Count Locations3
Figure 3 – Adjusted Peak Hour TMC 11
Figure 4 – Adjusted ADT 12
Figure 5 – Existing Convention Center Traffic (TMC) 14
Figure 6 – Existing Convention Center Traffic (ADT) 15
Figure 7 – SE 17th Street Corridor Background Traffic..... 20
Figure 8 – SE 17th Street Corridor Total Traffic..... 21
Figure 9 – Background Network Traffic (TMC) 22
Figure 10 – Background Network Traffic (ADT)..... 23

Appendices

- Appendix A – Intersection TMC (Raw Data)
- Appendix B – Roadway Segment ADT and Vehicle Classification (Raw Data)
- Appendix C – Intersection TMC (Adjusted Data)
- Appendix D – Roadway Segment ADT (Adjusted Data)
- Appendix E – SE 17th Street Corridor Synchro Analysis

1. INTRODUCTION

Broward County retained the services of Atkins North America, Inc. (Atkins) to conduct a traffic study for the existing Broward County Convention Center. The purpose of the traffic study is to determine the existing Broward County Convention Center traffic in relation to the total traffic volumes on the study area network and determine the operating conditions for the SE 17th Street corridor between Eisenhower Boulevard and Federal Highway.

The study area is generally bounded to the north by SE 17th Street, to the south by Eller Drive, to the west by Federal Highway and to the east by the port and along SE 17th Street/SR A1A (Seabreeze Boulevard) to include the intersection of SE 17th Street/SR A1A (Seabreeze Boulevard) at SE 23rd Avenue and the roadway segment from SE 23rd Avenue to Harbor Drive. The study area is shown in Figure 1.

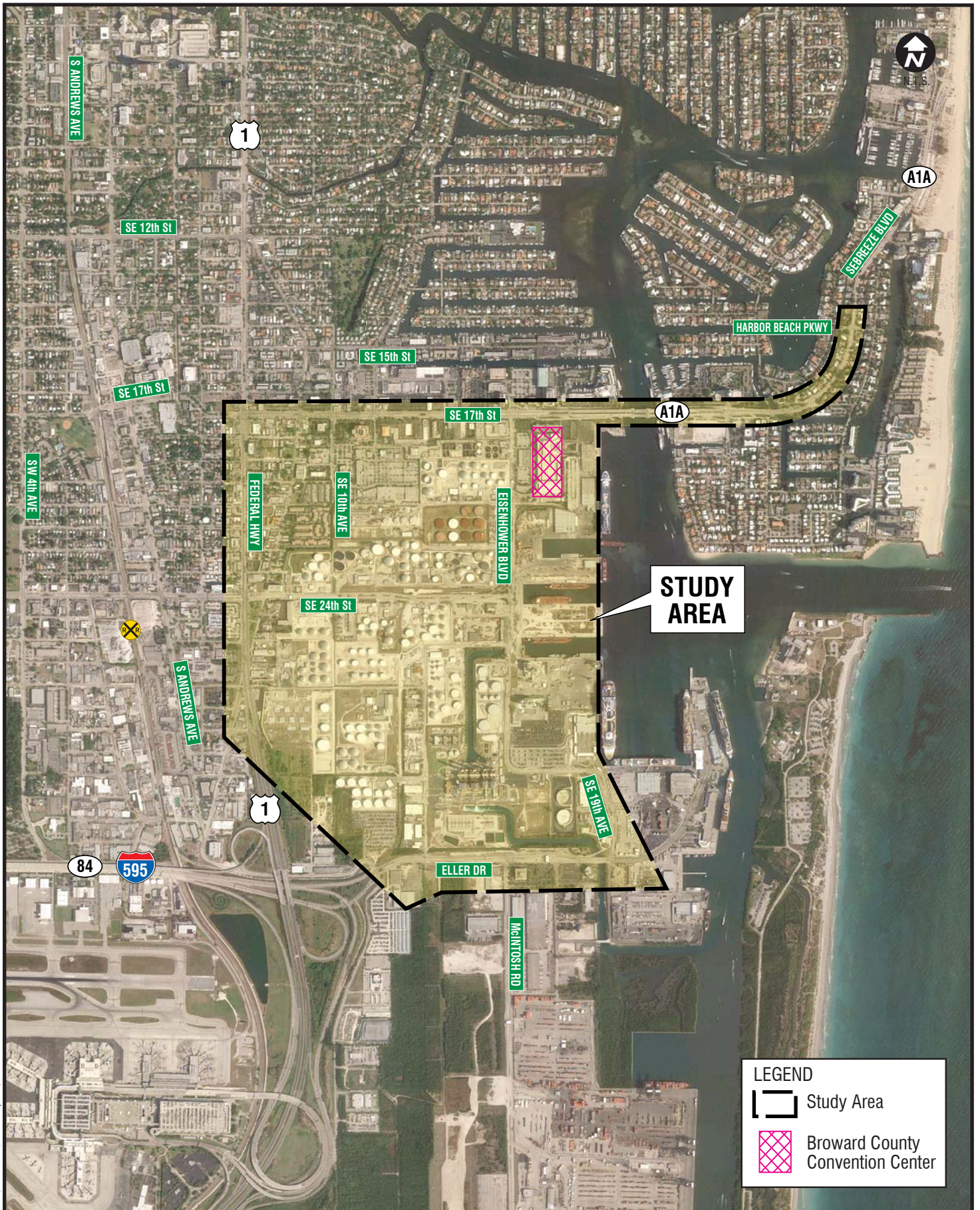
Per the scope of services, traffic volume data were collected at fourteen intersections and along sixteen roadway segments within the study area. Figure 2 shows the locations of all turning movement counts (TMC) and roadway segments. The TMC at the intersections will be either 24-hour or 6-hour peak counts dependent on the location identified in the scope of services. The list of intersections with the length of data collection is:

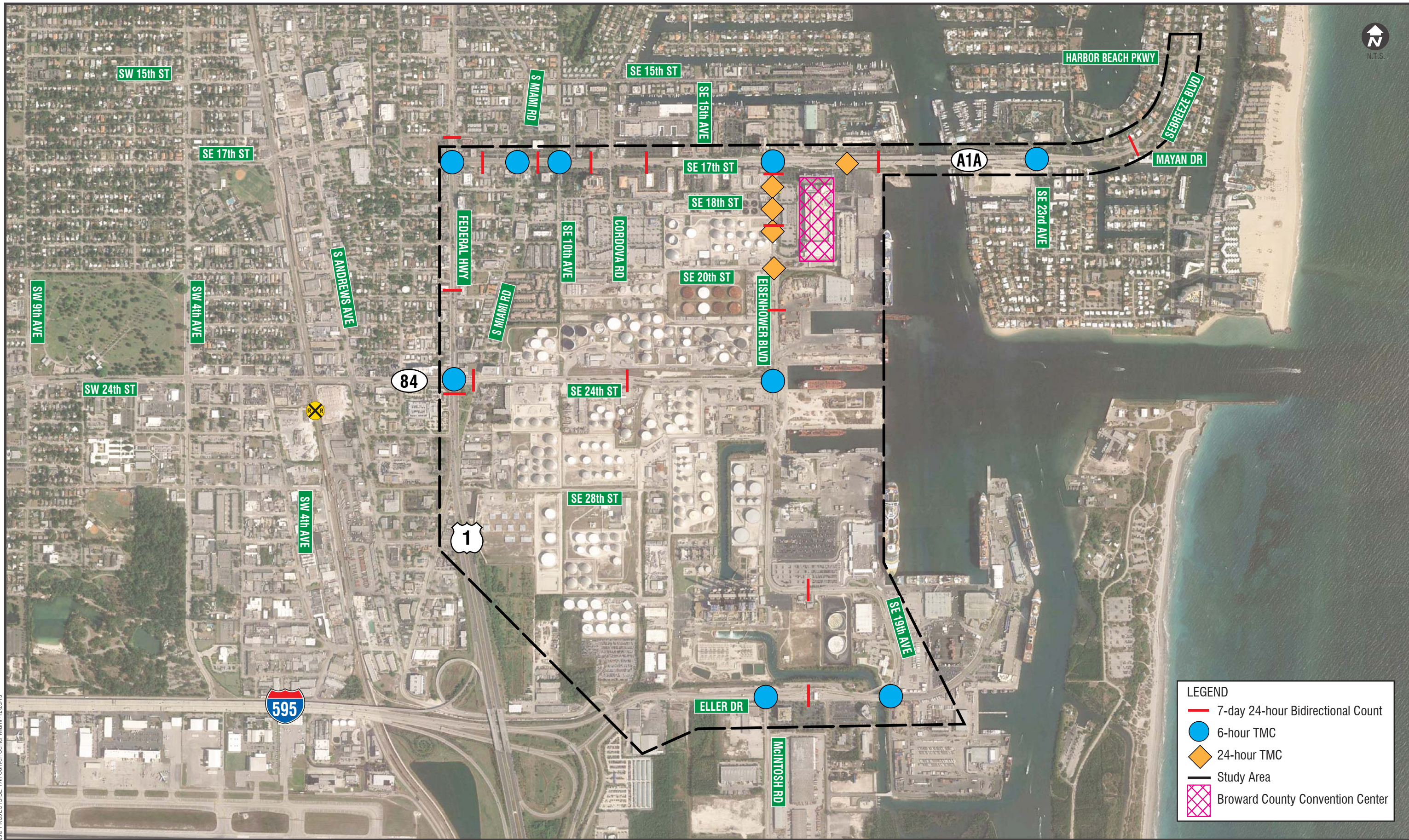
- Eisenhower Boulevard at SE 18th Court (24-hour)
- Eisenhower Boulevard at Convention Center exit-only driveway (24-hour)
- Eisenhower Boulevard at Convention Center driveway (just north of SE 20th Street) (24-hour)
- Eisenhower Boulevard at SE 20th Street (24-hour)
- 17th Street Ramp at Convention Center west driveway (24-hour)
- SE 17th Street at Federal Highway (6-hour)
- SE 17th Street at S. Miami Road (6-hour)
- SE 17th Street at SE 10th Avenue (6-hour)
- SE 17th Street at Eisenhower Boulevard (6-hour)
- SE 17th Street at SE 23rd Avenue (6-hour)
- Eisenhower Boulevard at Spangler Boulevard (SE 24th Street) (6-hour)
- Eisenhower Boulevard/SE 19th Avenue at Eller Drive (6-hour)
- Spangler Boulevard (SE 24th Street) at Federal Highway (6-hour)
- Eller Drive at McIntosh Road (6-hour)

NOTE: The scope of services had two Convention Center driveways listed along the 17th Street Ramp; however only the western driveway was open during the data collection phase. Also, the scope of services listed Eisenhower Boulevard and SE 20th Street for both a 6-hour TMC and a 24-hour TMC.

The traffic data collection for the sixteen roadway segments includes 24-hour, 7-day bidirectional traffic volumes (average daily traffic (ADT)) and vehicle classification. The list of roadway segments is:

- SE 17th Street: Federal Highway to S. Miami Road
- SE 17th Street: S. Miami Road to SE 10th Avenue
- SE 17th Street: SE 10th Avenue to Cordova Road
- SE 17th Street: Cordova Road to Eisenhower Boulevard
- SE 17th Street: Eisenhower Boulevard to SE 23rd Avenue
- SR A1A (Seabreeze Boulevard): SE 23rd Avenue to Harbor Drive
- Federal Highway: North of SE 17th Street
- Federal Highway: SE 17th Street to SR-84





LEGEND

- 7-day 24-hour Bidirectional Count
- 6-hour TMC
- ◆ 24-hour TMC
- - - Study Area
- ▨ Broward County Convention Center

C:\Users\64901\Documents\PROJECTS\SE 17th Conven Center Miami - 12/26/13

- Federal Highway: first link south of SR-84
- Eisenhower Boulevard: SE 17th Street to SE 18th Street (north of Convention Center access)
- Eisenhower Boulevard: SE 18th Street to SE 20th Street (main Convention Center access)
- Eisenhower Boulevard: SE 20th Street to Spangler Boulevard (SE 24th Street)
- Eisenhower Boulevard: Spangler Boulevard (SE 24th Street) to Eller Drive
- Spangler Boulevard (SE 24th Street): Federal Highway to S. Miami Road
- Spangler Boulevard (SE 24th Street): S. Miami Road to Eisenhower Boulevard
- Eller Drive: Eisenhower Boulevard to McIntosh Road

At the completion of the traffic data collection, all traffic data were adjusted to be representative of the average peak-season conditions by using the Peak Season Factor and the Weekly Axle Factor.

The adjusted data were used for the evaluation of the operating conditions of the network within the study area, as defined in the scope of services.

2. EXISTING ROADWAY NETWORK

As part of the data collection task, existing network conditions were collected for each roadway segment and intersection identified in the scope of services. The geometrics and characteristics of each are detailed in the following sections.

2.1. Roadway Segments

SE 17th Street/SR A1A is a State Minor Arterial in an east-west orientation within the study area and then turning to a north-south orientation to the east of the study area. It provides access for the residential area, west of Federal Highway, to the coastline north of the convention center area. Within the project study area, the facility has three travel lanes in each direction with dedicated left-turn lanes at the intersections. To the west of Federal Highway and east of Eisenhower Boulevard, SE 17th Street/SR A1A has two travel lanes in each direction with dedicated turn lanes at the intersections. The posted speed limit is 35 miles per hour (mph).

Federal Highway is a State Principal Arterial in a north-south orientation. It is designated as US Highway 1. It provides a connection from Miami up the coast parallel to Interstate 95. Within the project study area, the facility has three travel lanes in each direction with dedicated left-turn lanes at the intersections. The posted speed limit is 40 mph.

Eisenhower Boulevard, Spangler Boulevard (SE 24th Street) and *Eller Drive* are classified as City Collectors according to the Broward Highway Functional Classification Map. Each facility generally has two travel lanes in each direction with turn lanes at several intersections. These facilities provide direct access for the convention center and the port. There are security checkpoints located on each of these facilities. On Eisenhower Boulevard, the checkpoint is located approximately 1,000 feet south of SE 17th Street. On Spangler Boulevard (SE 24th Street), the checkpoint is located approximately 650 feet east of Federal Highway. On Eller Drive, the checkpoint is located approximately 4,000 feet east of the Federal Highway overpass and between McIntosh Road and SE 18th Avenue.

2.2. Intersections

Eisenhower Boulevard at SE 18th Court is a two-way stop-controlled T-intersection. The east leg of the intersection provides access to the northern side of the convention center. It consists of one approach lane (westbound) that is a right-turn only lane and one departure lane (eastbound). The northbound approach consists of three approach lanes. Two are designated as left-turn lanes for the intersection of SE 17th Street at Eisenhower Boulevard and one is a shared through/right-turn lane. The northbound and southbound approaches on Eisenhower Boulevard are divided by a raised median, therefore a through movement is the only southbound movement allowed.

Eisenhower Boulevard at Convention Center exit-only driveway is a two-way stop-controlled T-intersection. The westbound approach consists of one right-turn only lane exiting the convention center parking lot. The northbound approach consists of one through lane and one shared through/right-turn lane. The northbound and southbound approaches on Eisenhower Boulevard are divided by a raised median, therefore a through movement is the only southbound movement allowed.

Eisenhower Boulevard at Convention Center driveway (just north of SE 20th Street) is a two-way stop-controlled four-leg intersection. The east leg of the intersection provides access to the western side of the

convention center. It consists of one exit lane (westbound) that is a shared left-turn/through/right-turn lane and one inbound travel lane (eastbound). The west leg is a gated driveway. The northbound approach consists of one through lane and one shared through/right-turn lane. The southbound approach consists of one left-turn lane, one through lane and one shared through/right-turn lane.

Eisenhower Boulevard at SE 20th Street is a signalized four-leg intersection with a large median area on the east leg separating the inbound and outbound traffic lanes. The east leg of the intersection provides access to the southern side of the convention center and parking structure along the eastern side of the convention center. There is a gate located just to the east of the intersection to gain access into the parking structure. The westbound approach consists of three departure lanes. One is a channelized right-turn lane and the other two are left-turn only lanes. The northbound approach consists of one channelized right-turn lane, two through lanes (the leftmost lane is striped for a lane reduction/merge) and one left-turn lane. The southbound approach consists of one left-turn lane, one through lane and one shared through/right-turn lane. The eastbound approach consists of one shared left-turn/through/right-turn lane.

17th Street Ramp at Convention Center west driveway is a two-way stop-controlled T- intersection providing ingress/egress to the eastern side of the convention center. The south leg of the intersection (convention center parking area) consists of one right-turn only departure lane and one inbound travel lane. The west leg is a one-way eastbound ramp from SE 17th Street that consists of one shared through/right-turn lane. The east leg of consists of one left-turn only lane for access into the convention center.

SE 17th Street at Federal Highway is a signalized four-leg intersection. The eastbound approach consists of an exclusive right-turn lane, one through lane, one shared through/left-turn lane and one exclusive left-turn lane. The westbound approach consists of an exclusive right-turn lane, one through lane, one shared through/left-turn lane and two exclusive left-turn lanes. The northbound approach consists of one exclusive right-turn lane, three through lanes and one exclusive left-turn lane. The southbound approach consists of one shared through/right-turn lane, two through lanes and two exclusive left-turn lanes.

SE 17th Street at S. Miami Road is a signalized four-leg intersection; however northbound, southbound and eastbound left-turn movements are restricted by a raised median on SE 17th Street and the westbound through movements are not controlled by the traffic signal. The eastbound approach consists of two through lanes and one shared through/right-turn lane. The westbound approach consists of two through lanes, one shared through/right-turn lane and one exclusive left-turn lane. The northbound and southbound approaches consist of one right-turn only lane.

SE 17th Street at SE 10th Avenue is a signalized four-leg intersection. The eastbound and westbound approaches each consist of one shared through/right-turn lane, two through lanes, and one exclusive left-turn lane. The northbound approach consists of one exclusive right-turn lane, one exclusive through lane and one exclusive left-turn lane. The southbound approach consists of one shared through/right-turn lane and one exclusive left-turn lane.

SE 17th Street at Eisenhower Boulevard is a signalized four-leg intersection. The eastbound approach consists of an exclusive right-turn lane, three through lanes and one exclusive left-turn lane. The westbound approach consists of a shared through/right-turn lane, two through lanes, and two exclusive left-turn lanes. The northbound approach consists of one shared through/right-turn lane and two left-turn lanes. The southbound approach consists of one right-turn lane, one through lane and one left-turn lane.

SE 17th Street at SE 23rd Avenue is a signalized four-leg intersection. The eastbound and westbound approaches each consist of an exclusive right-turn lane, two through lanes, and one exclusive left-turn lane. The northbound approach consists of one shared through/right-turn lane and two left-turn lanes. The southbound approach consists of one right-turn lane, one through lane and one left-turn lane.

Eisenhower Boulevard at Spangler Boulevard (SE 24th Street) is a signalized T-intersection. The eastbound approach consists of a channelized right-turn lane and two left-turn lanes. The northbound approach consists of two through lanes and one exclusive left-turn lane. The southbound approach consists of one channelized right-turn lane and two through lanes.

Eisenhower Boulevard/SE 19th Avenue at Eller Drive is a signalized four-leg intersection. The eastbound approach consists of a shared through/right-turn lane, one through lane, one exclusive left-turn lane. The westbound approach consists of an exclusive right-turn lane, two through lanes, and one exclusive left-turn lanes. The northbound approach consists of one shared right-turn/through/left-turn lane. The southbound approach consists of one channelized right-turn lane, one shared through/right-turn lane, and two exclusive left-turn lanes.

Spangler Boulevard (SE 24th Street) at Federal Highway is a signalized four-leg intersection. The eastbound approach consists of an exclusive right-turn lane, two through lanes, one shared through/left-turn lane and one exclusive left-turn lane. The westbound and northbound approaches each consist of one shared through/right-turn lane, two through lanes, and two exclusive left-turn lanes. The southbound approach consists of one shared through/right-turn lane, two through lanes and one exclusive left-turn lane.

Eller Drive at McIntosh Road is a signalized T-intersection. The eastbound approach consists of an exclusive right-turn lane, three through lanes, and one U-turn lane. The westbound approach consists of three through lanes and one exclusive left-turn lane. The northbound approach consists of one exclusive right-turn lane and two exclusive left-turn lanes.

3. TRAFFIC DATA COLLECTION

To provide data for the determination of the existing traffic volumes associated with the Broward County Convention Center and evaluation of the traffic conditions within the study area, TMCs and bidirectional counts were conducted throughout the study area. The data collection time period was selected in coordination with the Broward County Convention Center and Broward County staff. The traffic data collection was completed from Tuesday, October 8, 2013 through Monday, October 14, 2013. This time period was selected due to a major event(s) occurring at the convention center. Table 1 shows the events scheduled for this time period:

**TABLE 1
BROWARD COUNTY CONVENTION CENTER EVENTS
OCTOBER 8 – 14, 2013**

Event	Projected Attendees by Day of Week						
	Tues.	Wed.	Thurs.	Fri.	Sat.	Sun.	Mon.
Department of Education – Training for Charter Schools	200	-	-	-	-	-	-
Ft. Lauderdale Ski & Snowboard Show	-	25	100	1,500	1,500	1,500	5
NBC 6 South Florida Renew Your Health Expo	-	5	50	200	5,000	5,000	50
27 th State Martial Arts Festival	-	-	20	1,500	3,000	-	20
Fantastic Friday Carnival	-	-	10	3,000	3,000	-	-
Broward School Ed Talk	-	-	-	20	400	-	-
TOTAL PROJECTED ATTENDANCE	200	30	180	6,220	12,900	6,500	75

3.1. Intersection Turning Movement Counts

The intersection TMCs were conducted by the project team on Friday, October 11, 2013. In order to capture the entering and exiting volumes from the convention center access points, 24-hour TMCs were conducted at five designated intersections adjacent to the convention center. These intersections are:

- Eisenhower Boulevard at SE 18th Court
- Eisenhower Boulevard at Convention Center exit-only driveway
- Eisenhower Boulevard at Convention Center driveway (just north of SE 20th Street)
- Eisenhower Boulevard at SE 20th Street
- 17th Street Ramp at Convention Center west driveway

To supplement this data, nine 6-hour TMCs were conducted at intersections throughout the study area. These counts were conducted on Friday, October 11, 2013, from 7:00 - 9:00 AM, 11:00 AM – 1:00 PM and 4:00 – 6:00 PM, at the following intersections:

- SE 17th Street at Federal Highway
- SE 17th Street at S. Miami Road
- SE 17th Street at SE 10th Avenue
- SE 17th Street at Eisenhower Boulevard

- SE 17th Street at SE 23rd Avenue
- Eisenhower Boulevard at Spangler Boulevard (SE 24th Street)
- Eisenhower Boulevard/SE 19th Avenue at Eller Drive
- Spangler Boulevard (SE 24th Street) at Federal Highway
- Eller Drive at McIntosh Road

NOTES:

1. The scope of services had two Convention Center driveways listed along the 17th Street Ramp; however only the western driveway was open during the data collection phase.
2. The scope of services listed Eisenhower Boulevard and SE 20th Street for both a 6-hour TMC and a 24-hour TMC. A 24-hour TMC was completed for this intersection.
3. The roadway sections leading to the intersection of Eller Drive and McIntosh Road were under construction during the data collection.

From the TMC data, the system-wide hourly peak periods were determined. The peak hours for the AM, midday and PM periods are 8:00 – 9:00 AM, 12:00 – 1:00 PM and 4:30 – 5:30 PM, respectively. Figure 2 shows the locations of the TMCs. The raw TMC data are included in Appendix A.

3.2. Roadway Segment Traffic Counts

In addition to the TMCs, 7-day 24-hour bidirectional counts and vehicle classification were collected on roadway segments throughout the study area. The counts were conducted from Tuesday, October 8 through Monday, October 14. The 16 count locations are listed below and shown on Figure 2.

- SE 17th Street: Federal Highway to S. Miami Road
- SE 17th Street: S. Miami Road to SE 10th Avenue
- SE 17th Street: SE 10th Avenue to Cordova Road
- SE 17th Street: Cordova Road to Eisenhower Boulevard
- SE 17th Street: Eisenhower Boulevard to SE 23rd Avenue
- SR A1A (Seabreeze Boulevard): SE 23rd Avenue to Harbor Drive
- Federal Highway: North of SE 17th Street
- Federal Highway: SE 17th Street to SR-84
- Federal Highway: first link south of SR-84
- Eisenhower Boulevard: SE 17th Street to SE 18th Street (north of Convention Center access)
- Eisenhower Boulevard: SE 18th Street to SE 20th Street (main Convention Center access)
- Eisenhower Boulevard: SE 20th Street to Spangler Boulevard (SE 24th Street)
- Eisenhower Boulevard: Spangler Boulevard (SE 24th Street) to Eller Drive
- Spangler Boulevard (SE 24th Street): Federal Highway to S. Miami Road
- Spangler Boulevard (SE 24th Street): S. Miami Road to Eisenhower Boulevard
- Eller Drive: Eisenhower Boulevard to McIntosh Road

There were three count locations that experienced a malfunction in the collection of the vehicle classifications. These locations are:

- SE 17th Street: S. Miami Road to SE 10th Street
- Federal Highway: 1st link south of SR-84
- Spangler Boulevard (SE 24th Street): Federal Highway to S. Miami

Also, there were some sporadic malfunctions during the collection of the traffic volume counts. The missing data were estimated based on the traffic volume counts during the same periods of time for the other count days.

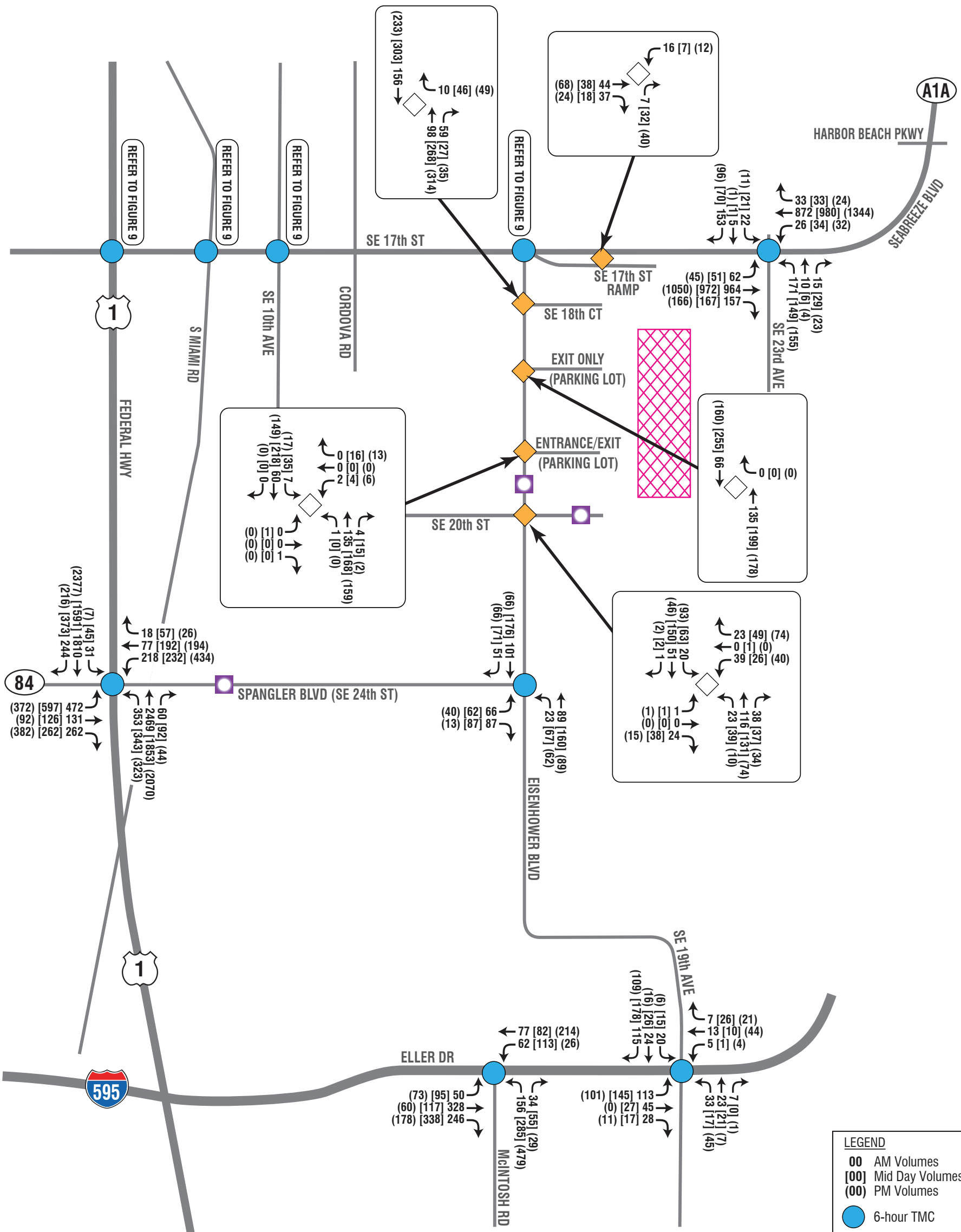
A summary of the raw tube counts and vehicle classification for each of the locations is included in Appendix B.

3.3. Traffic Count Adjustments

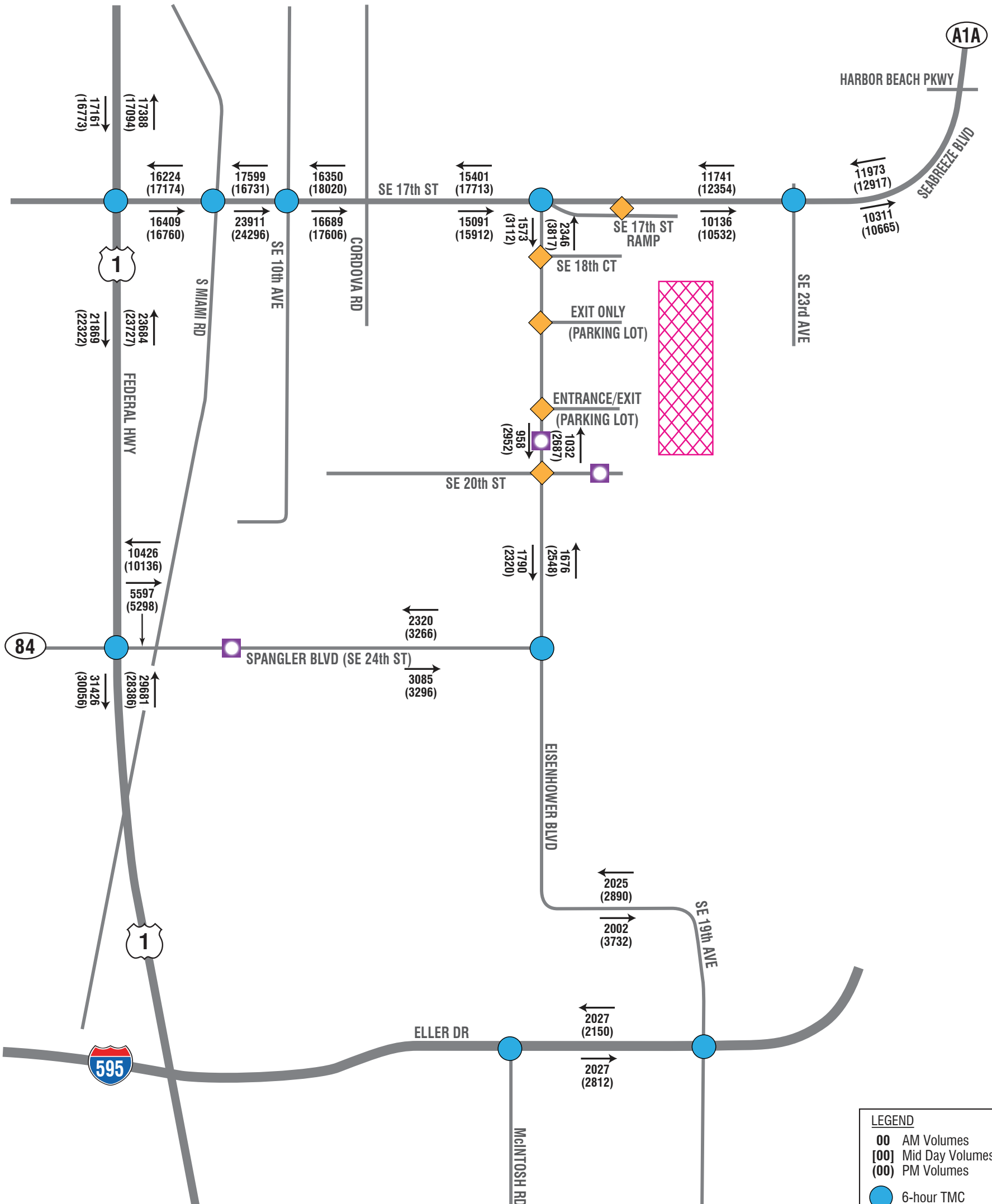
In order to account for daily and seasonal variations in the intersection traffic volumes and tube counts, the raw intersection traffic data collected were adjusted by the Peak Season Factor to be representative of average peak-season conditions. This information is provided by FDOT. There are two factors that are included in this report, seasonal factors and the peak season categorical factors. The seasonal factor is an adjustment for the average daily traffic (ADT) which is applied to the 7 day tube counts and the peak season categorical adjustment is a factor for the peak hour which is then applied to the TMC's.

The peak season categorical factor for these TMC locations was 1.22. Also, the 7-day 24-hour bidirectional count data were adjusted to be representative of the average peak-season conditions and for an axle adjustment. The season factor applied to the tube counts was 1.10 and the weekly axle factor was 0.99.

Detailed spreadsheets for the adjusted traffic volumes for the TMCs are included in Appendix C and Figure 3 shows the adjusted peak hour volumes at each of the intersections. Detailed spreadsheets for the roadway segments are included in Appendix D and Figure 4 shows the adjusted average daily traffic volumes along each of the roadway segments.



LEGEND	
00	AM Volumes
[00]	Mid Day Volumes
(00)	PM Volumes
●	6-hour TMC
◆	24-hour TMC
▨	Broward County Convention Center
■	Security Checkpoint



LEGEND

- 00 AM Volumes
- [00] Mid Day Volumes
- (00) PM Volumes
- 6-hour TMC
- ◆ 24-hour TMC
- ▨ Broward County Convention Center
- ◻ Security Checkpoint

4. CONVENTION CENTER TRAFFIC

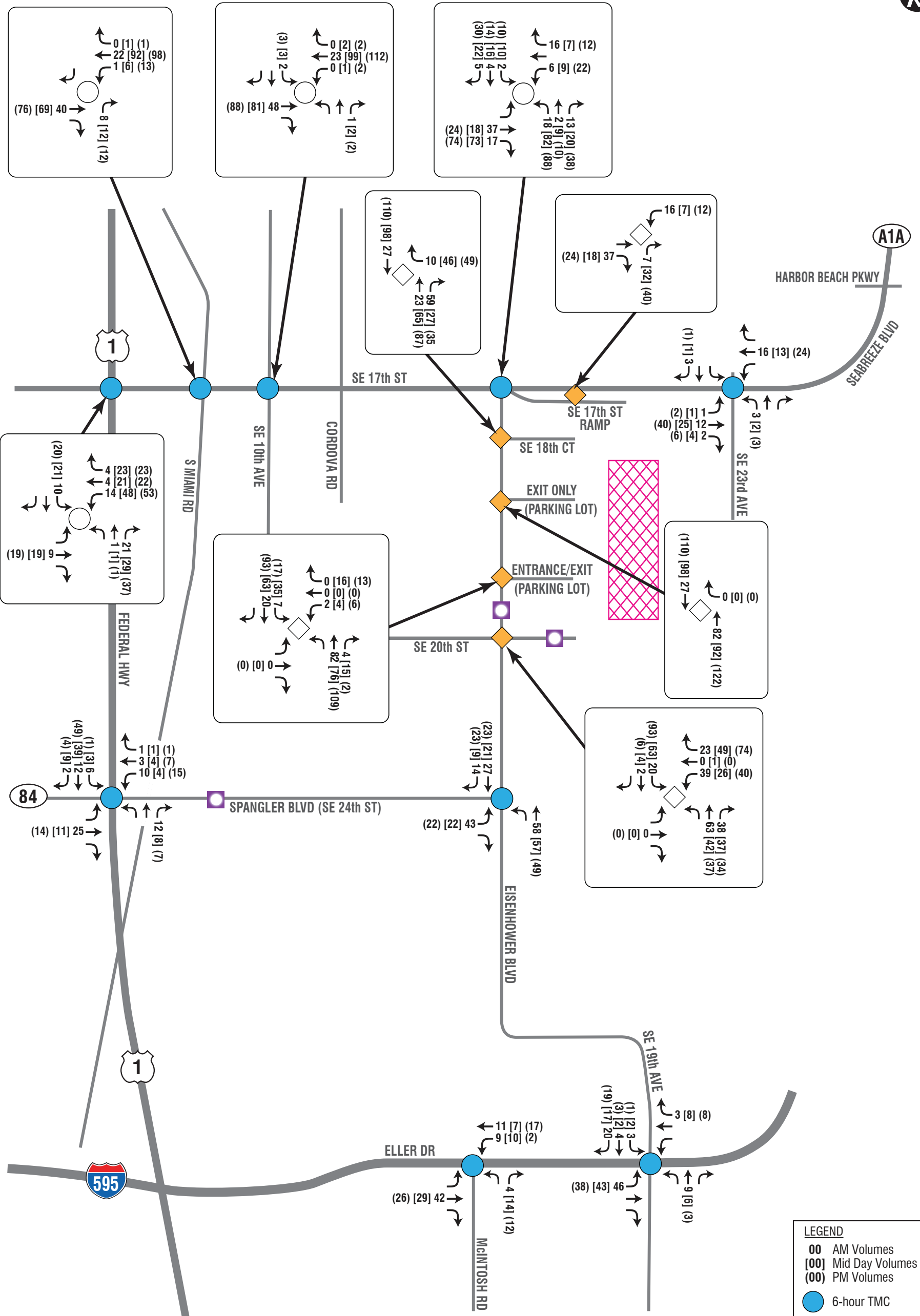
The traffic data collected, as described in Section 3, were utilized to determine the entering and exiting volumes from the convention center access points and determine the distribution patterns of the convention center traffic throughout the study area roadway network.

The 24-hour TMCs conducted at the convention center access locations showed a daily total entering and exiting traffic volume of 2,335 and 2,128 vehicles, respectively. Also, for the peak periods of AM, midday, and PM, the entering volumes were 181, 202 and 217 vehicles and the exiting volumes were 81, 174 and 222, respectively.

The convention center traffic volumes were distributed onto the roadway network based on the turning percentages of traffic at each of the intersections within the study boundary. Figure 5 shows the peak hour convention center traffic within the study area network and Figure 6 shows the daily convention center traffic on the sixteen roadway segments identified in the scope of services.

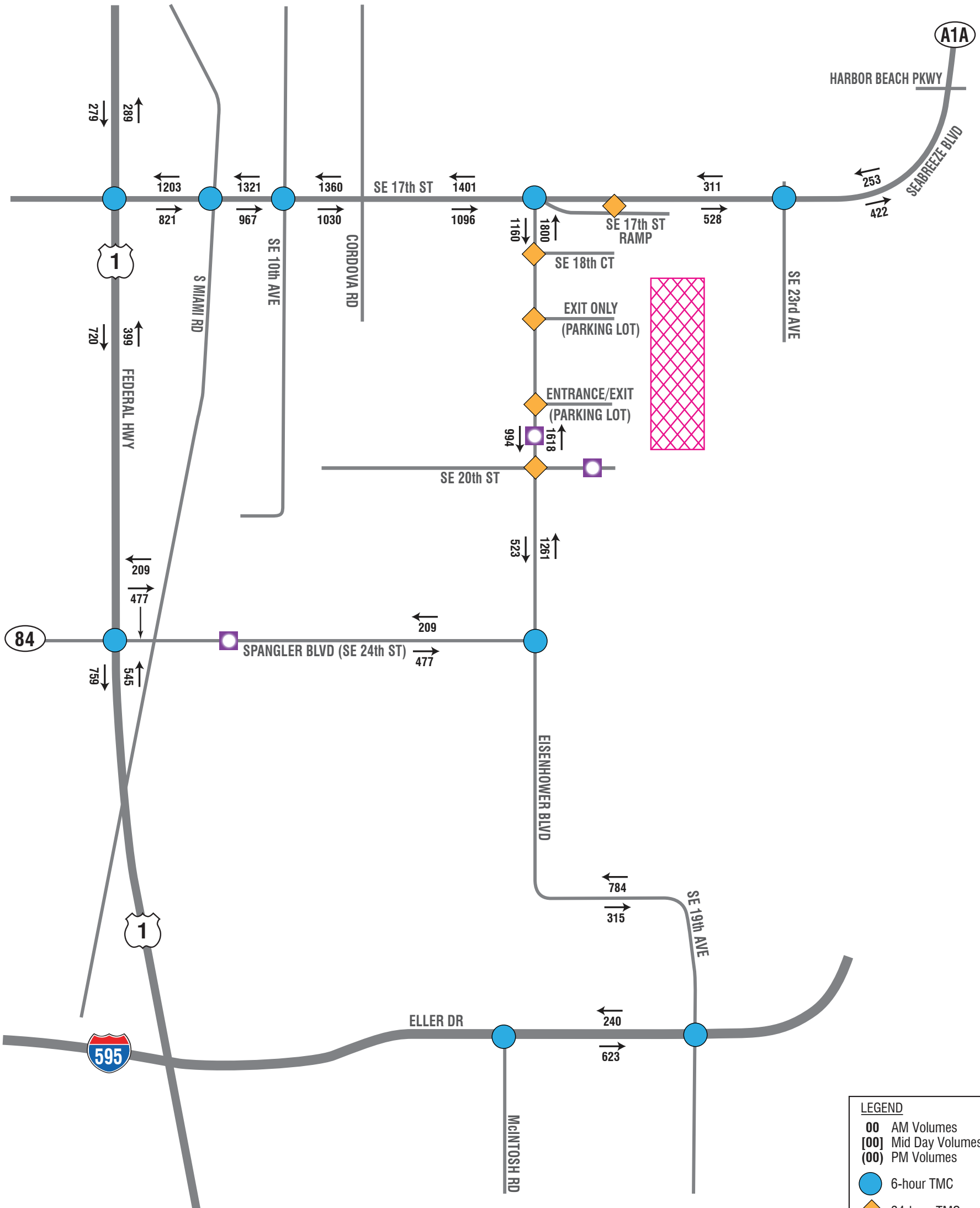
Based on the current traffic conditions and the turning movement percentages throughout the network, the approximate trip distribution percentages for this report are as follows:

- 15% along SR-A1A;
- 46% along SE 17th Street to the west of the convention center;
- 13% along Spangler Boulevard (SE 24th Street);
- 20% along Eisenhower to the south of Spangler Boulevard;
- 6% along SE 16th Street north of SE 17th Street



LEGEND

- 00 AM Volumes
- [00] Mid Day Volumes
- (00) PM Volumes
- 6-hour TMC
- ◆ 24-hour TMC
- ▨ Broward County Convention Center
- Security Checkpoint



LEGEND	
00	AM Volumes
[00]	Mid Day Volumes
(00)	PM Volumes
●	6-hour TMC
◆	24-hour TMC
▨	Broward County Convention Center
■	Security Checkpoint

T:\PLANNING\Miami Projects\SE 17th Convent Center Miami - 2/12/14

5. SE 17th STREET CORRIDOR

SE 17th Street provides a main connection to the Broward County Convention Center. The efficient operation of the corridor is important to both the convention center and the port. As part of this study, the operations of the corridor were analyzed to determine the level-of-service (LOS) at the intersections on SE 17th Street from Federal Highway to Eisenhower Boulevard and along the arterial between the same intersections. A Synchro operational analysis was conducted for both the total traffic conditions and the traffic conditions with the Broward County Convention Center traffic removed from the network volumes. The traffic volumes for both scenarios are shown in Figure 7 – Background Traffic (without Convention Center Traffic Volumes) and Figure 8 – Total Traffic.

The capacity analyses results in the determination of a LOS for each intersection and arterial segment. The LOS is a concept used to describe how well a facility operates with LOS A being the best and LOS F the worst. Table 2 presents the thresholds for a signalized intersection.

**TABLE 2
DESCRIPTIONS OF LOS
FOR SIGNALIZED INTERSECTIONS**

LEVEL OF SERVICE	CONTROL DELAY (sec/veh)
A	≤ 10
B	>10 and ≤ 20
C	>20 and ≤ 35
D	>35 and ≤ 55
E	>55 and ≤ 80
F	>80.0

Source: Highway Capacity Manual, TRB 2000

5.1. Background Traffic Volumes (Volumes without Convention Center Traffic)

As discussed previously, the purpose of the study was to collect traffic volume data throughout the study area as a means of determining the traffic volumes associated with the convention center and removing those volumes from the data to create the background traffic conditions.

To determine the background traffic volumes, the convention center traffic volumes (shown in Figures 5 and 6) were removed from the adjusted traffic data (shown in Figures 3 and 4). The background traffic volumes for the peak hours (AM, midday, and PM) are shown in Figure 9. The background ADT volumes are shown in Figure 10.

Tables 3 - 5 summarize the peak hour traffic volumes and percentages of traffic along SE 17th Street for the convention center traffic and total traffic. Also, included in the tables are a summary of the LOS for the intersections along SE 17th Street. Table 6 summarizes the ADT volumes along several roadway segments within the study area and Table 7 summarizes the peak hour LOS along the same roadway segments.

As shown in Tables 3-5, all of the intersections operate at an acceptable level-of-service with the exception of SE 17th Street and Federal Highway. This intersection operates at LOS F during all time periods and the two different traffic scenarios. As shown by the analysis, the Broward County Convention Center traffic has a minor impact on the overall traffic operations of the SE 17th Street corridor. The Synchro analyses are included in Appendix E.

**TABLE 3
AM TRAFFIC CONDITIONS (INTERSECTIONS)**

INTERSECTION	AM PEAK					
	Traffic Data			Level of Service		
	Convention Center	Total	% of Convention Center to Total	Without Convention Center Traffic LOS (Delay)	Total Traffic LOS (Delay)	+/- Delay (sec)
SE 17 th Street at Federal Highway	63	6,398	0.1%	F (117.6 sec)	F (123.5 sec)	+5.9
SE 17 th Street at S. Miami Road	71	3,604	2.0%	A (1.8 sec)	A (1.8 sec)	n/c
SE 17 th Street at SE 10 th Avenue	74	3,661	2.0%	B (15.1 sec)	B (15.3 sec)	+0.2
SE 17 th Street at Eisenhower Boulevard	120	2,843	4.2%	B (17.5 sec)	B (18.6 sec)	+1.1
SE 17 th Street at SE 23 rd Avenue ¹	37	2,453	1.5%	n/a	n/a	n/a

¹ Per the scope of services, capacity analysis was not conducted for this intersection.

**TABLE 4
MIDDAY TRAFFIC CONDITIONS (INTERSECTIONS)**

INTERSECTION	MIDDAY PEAK					
	Traffic Data			Level of Service		
	Convention Center	Total	% of Convention Center to Total	Without Convention Center Traffic LOS (Delay)	Total Traffic LOS (Delay)	+/- Delay (sec)
SE 17 th Street at Federal Highway	162	7,020	2.3%	F (120.5 sec)	F (134.3 sec)	+13.8
SE 17 th Street at S. Miami Road	180	4,753	3.8%	A (4.0 sec)	A (2.8 sec)	-1.2
SE 17 th Street at SE 10 th Avenue	188	4,719	4.0%	B (18.6 sec)	B (18.8 sec)	+0.2
SE 17 th Street at Eisenhower Boulevard	266	3,268	8.1%	C (21.0 sec)	C (25.3 sec)	+4.3
SE 17 th Street at SE 23 rd Avenue ¹	46	2,403	1.9%	n/a	n/a	n/a

¹ Per the scope of services, capacity analysis was not conducted for this intersection.

**TABLE 5
PM TRAFFIC CONDITIONS (INTERSECTIONS)**

INTERSECTION	MIDDAY PEAK					
	Traffic Data			Level of Service		
	Convention Center	Total	% of Convention Center to Total	Without Convention Center Traffic LOS (Delay)	Total Traffic LOS (Delay)	+/- Delay (sec)
SE 17 th Street at Federal Highway	175	7,384	2.4%	F (132.4 sec)	F (150.6 sec)	+18.2
SE 17 th Street at S. Miami Road	200	4,765	4.2%	B (17.7 sec)	B (19.3 sec)	+1.6
SE 17 th Street at SE 10 th Avenue	209	4,663	4.5%	C (31.2 sec)	C (31.9 sec)	+0.7
SE 17 th Street at Eisenhower Boulevard	322	3,641	8.8%	C (23.7 sec)	C (28.8 sec)	+5.1
SE 17 th Street at SE 23 rd Avenue ¹	76	2,802	2.7%	n/a	n/a	n/a

¹ Per the scope of services, capacity analysis was not conducted for this intersection.

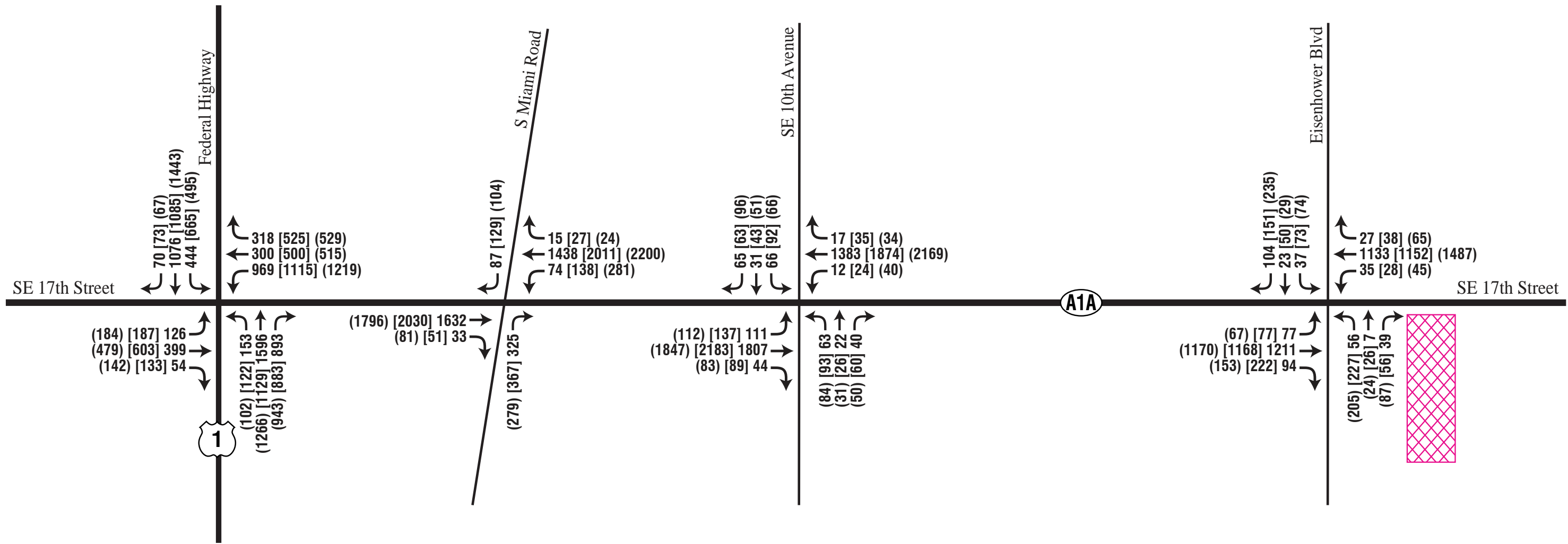
**TABLE 6
ADT TRAFFIC CONDITIONS (ROADWAY SEGMENT)**

ROADWAY SEGMENT	ADT		
	Convention Center Traffic	Total Traffic	% of Convention Center to Total
SE 17 th Street: Federal Highway to S. Miami Road	2,024	31,910	6.3%
SE 17 th Street: S. Miami Road to SE 10 th Avenue	2,288	38,739	5.9%
SE 17 th Street: SE 10 th Avenue to Cordova Road	2,390	33,236	7.2%
SE 17 th Street: Cordova Road to Eisenhower Boulevard	2,497	31,128	8.0%
SE 17 th Street: Eisenhower Boulevard to SE 23 rd Avenue	839	22,047	3.8%
SR A1A (Seabreeze Boulevard): SE 23 rd Avenue to Harbor Drive	675	22,907	2.9%
Federal Highway: North of SE 17 th Street	568	33,299	1.7%
Federal Highway: SE 17 th Street to SR-84	1,119	44,930	2.5%
Federal Highway: first link south of SR-84	1,304	57,138	2.3%

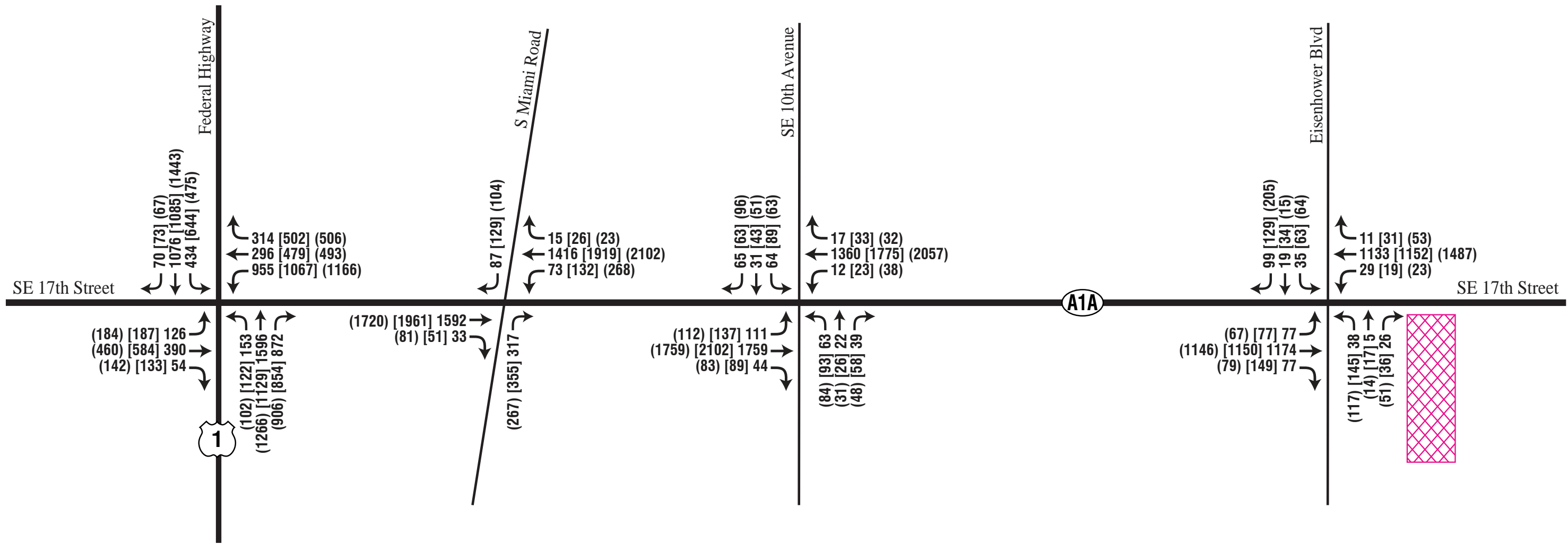
**TABLE 7
PEAK HOUR LEVEL OF SERVICE (ROADWAY SEGMENT)**

ROADWAY SEGMENT ¹	Direction of Travel	LEVEL OF SERVICE					
		AM Peak		Midday Peak		PM Peak	
		Without Convention Center Traffic LOS (Arterial Speed)	Total Traffic LOS (Arterial Speed)	Without Convention Center Traffic LOS (Arterial Speed)	Total Traffic LOS (Arterial Speed)	Without Convention Center Traffic LOS (Arterial Speed)	Total Traffic LOS (Arterial Speed)
SE 17 th St: Federal Hwy to S. Miami Rd	EB	B (27.4 mph)	B (27.4 mph)	C (23.8 mph)	B (26.5 mph)	C (19.1 mph)	C (19.0 mph)
	WB	F (9.3 mph)	F (9.0 mph)	F (3.8 mph)	F (3.5 mph)	F (3.6 mph)	F (3.0 mph)
SE 17 th St: S. Miami Rd to SE 10 th Av	EB	E (12.7 mph)	E (12.5 mph)	E (11.2 mph)	E (11.2 mph)	F (8.7 mph)	F (8.5 mph)
	WB	B (26.4 mph)	B (26.4 mph)	B (26.2 mph)	B (26.2 mph)	B (26.2 mph)	B (26.2 mph)
SE 17 th St: SE 10 th Ave to Cordova Rd	EB	C (23.9 mph)	C (23.9 mph)	C (21.9 mph)	D (17.3 mph)	D (14.4 mph)	E (13.7 mph)
	WB	C (19.7 mph)	C (19.7 mph)	C (18.3 mph)	C (16.4 mph)	F (9.2 mph)	F (9.1 mph)
SE 17 th St: Cordova Rd to Eisenhower Blvd	EB	B (25.2 mph)	B (25.0 mph)	B (27.3 mph)	B (25.6 mph)	C (23.6 mph)	C (22.1 mph)
	WB	C (21.7 mph)	C (21.8 mph)	C (19.2 mph)	C (18.1 mph)	C (19.8 mph)	C (20.5 mph)

¹ Per the scope of services, capacity analysis was conducted only on SE 17th Street from Federal Highway to Eisenhower Boulevard.

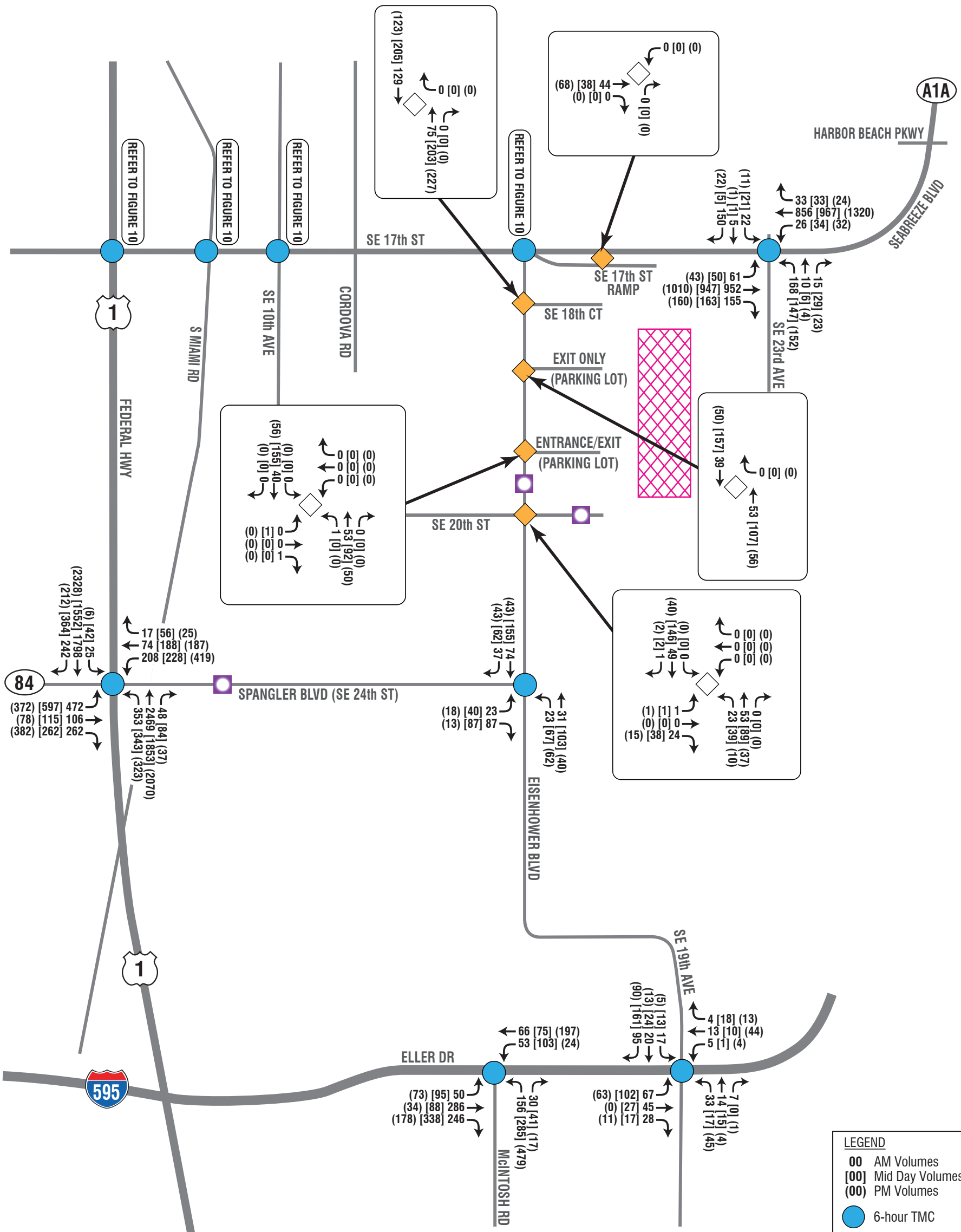


T:\PLANNING\Miami Projects\SE 17th Conven Center Miami - 1222313

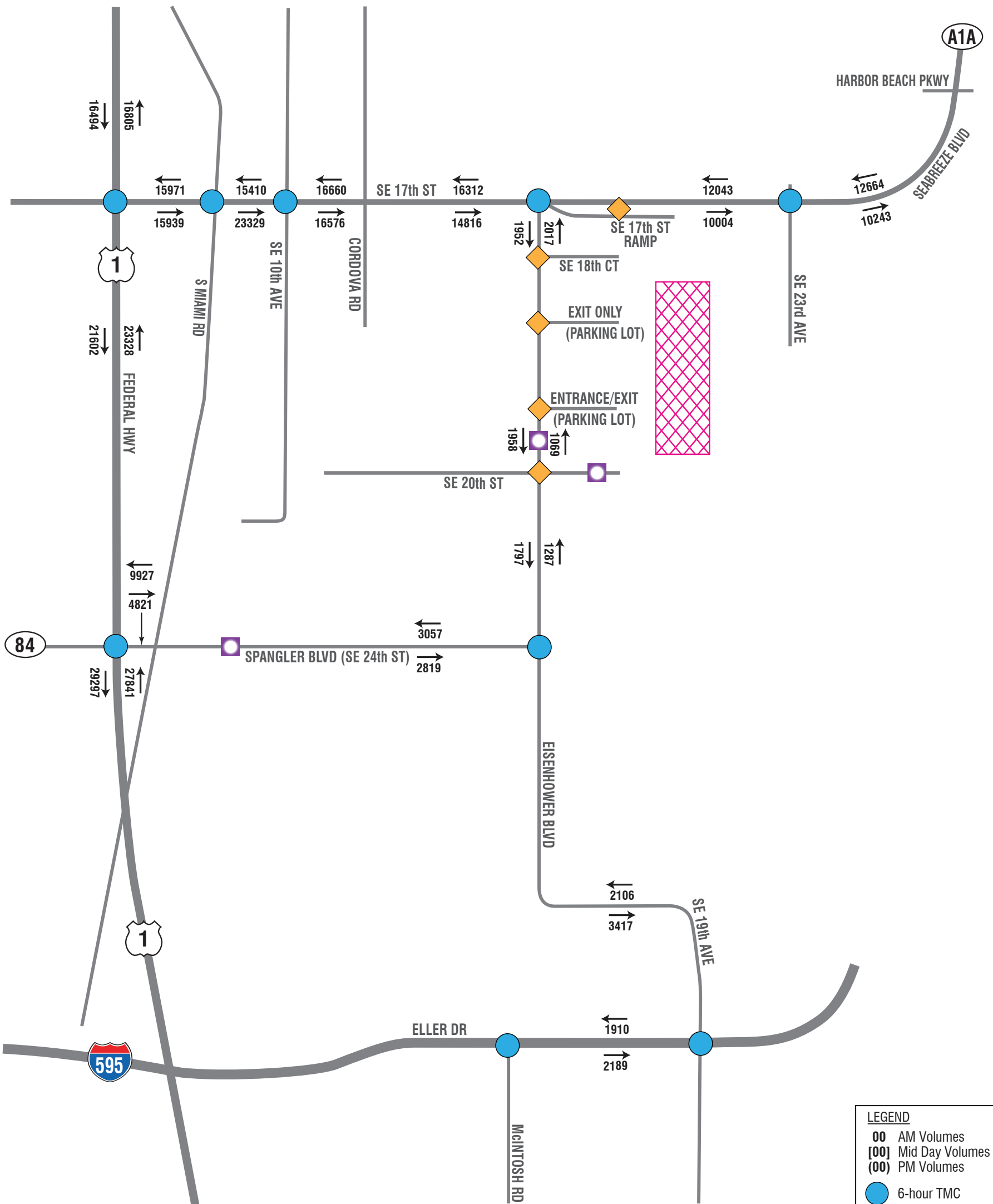


LEGEND	
00	AM Volumes
[00]	Mid Day Volumes
(00)	PM Volumes
	Broward County Convention Center

T:\PLANNING\Miami Projects\SE 17th Conven Center Miami - 1222313



LEGEND	
00	AM Volumes
[00]	Mid Day Volumes
(00)	PM Volumes
●	6-hour TMC
◆	24-hour TMC
▨	Broward County Convention Center
■	Security Checkpoint



LEGEND	
00	AM Volumes
[00]	Mid Day Volumes
(00)	PM Volumes
●	6-hour TMC
◆	24-hour TMC
▨	Broward County Convention Center
■	Security Checkpoint

T:\PLANNING\Miami Projects\SE 17th Comm Center Miami - 21214

6. SUMMARY

The purpose of the traffic study is to determine the existing Broward County Convention Center traffic in relation to the total traffic volumes on the study area network and determine the operating conditions for the SE 17th Street corridor between Eisenhower Boulevard and Federal Highway.

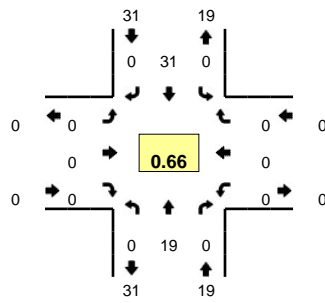
Traffic volume data were collected at fourteen intersections and along sixteen roadway segments within the study area and the raw traffic data were adjusted to be representative of the average peak-season conditions. Based on the traffic data collected at the convention center ingress/egress points, the total traffic volumes associated with the convention center were determined. Based on the current turning movement percentages at the study area intersections, the directional distribution of the convention center traffic was determined. The convention center traffic volumes were then removed from the total traffic volumes within the study area network to develop the “background” traffic conditions.

The SE 17th Street corridor was analyzed under “background” conditions (traffic volumes without the convention center traffic) and under total traffic conditions. As noted in Section 5, the convention center traffic has a minor impact on the overall traffic operations of the SE 17th Street corridor. This includes minor increases in overall intersection delay and no change in LOS at any of the analyzed intersections.

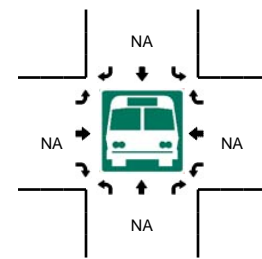
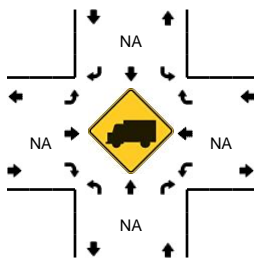
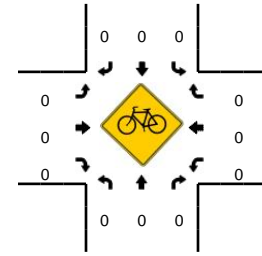
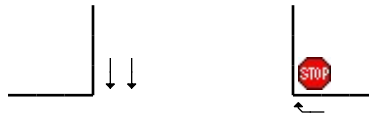
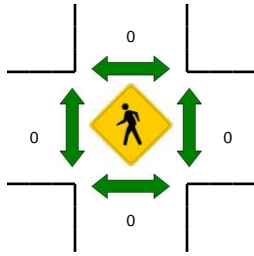
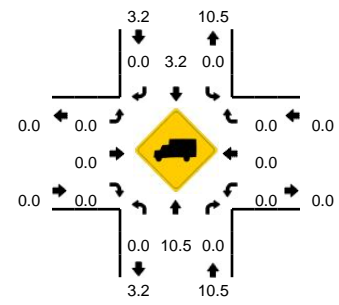
**APPENDIX A:
INTERSECTION TMCs
(RAW DATA)**

LOCATION: Eisenhower Blvd -- SE 18th Ct
CITY/STATE: Fort Lauderdale, FL

QC JOB #: 11348644
DATE: Fri, Oct 11 2013



Peak-Hour: 5:00 AM -- 6:00 AM
Peak 15-Min: 5:45 AM -- 6:00 AM

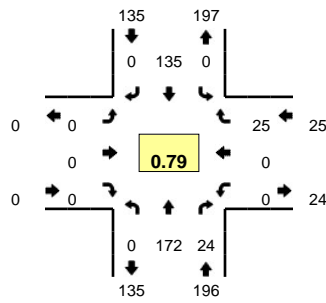


15-Min Count Period Beginning At	Eisenhower Blvd (Northbound)				Eisenhower Blvd (Southbound)				SE 18th Ct (Eastbound)				SE 18th Ct (Westbound)				Total	Hourly Totals
	Left	Thru	Right	U	Left	Thru	Right	U	Left	Thru	Right	U	Left	Thru	Right	U		
12:00 AM	0	4	0	0	0	6	0	0	0	0	0	0	0	0	2	0	12	
12:15 AM	0	10	1	0	0	6	0	0	0	0	0	0	0	0	0	0	17	
12:30 AM	0	8	0	0	0	1	0	0	0	0	0	0	0	0	1	0	10	
12:45 AM	0	4	0	0	0	1	0	0	0	0	0	0	0	0	0	0	5	44
1:00 AM	0	2	0	0	0	2	0	0	0	0	0	0	0	0	0	0	4	36
1:15 AM	0	4	0	0	0	2	0	0	0	0	0	0	0	0	1	0	7	26
1:30 AM	0	2	0	0	0	2	0	0	0	0	0	0	0	0	0	0	4	20
1:45 AM	0	2	0	0	0	1	0	0	0	0	0	0	0	0	0	0	3	18
2:00 AM	0	0	0	0	0	0	0	0	0	0	0	0	0	0	0	0	0	14
2:15 AM	0	0	0	0	0	0	0	0	0	0	0	0	0	0	1	0	1	8
2:30 AM	0	2	0	0	0	1	0	0	0	0	0	0	0	0	0	0	3	7
2:45 AM	0	1	0	0	0	0	0	0	0	0	0	0	0	0	0	0	1	5
3:00 AM	0	0	0	0	0	0	0	0	0	0	0	0	0	0	0	0	0	5
3:15 AM	0	0	0	0	0	0	0	0	0	0	0	0	0	0	0	0	0	4
3:30 AM	0	0	0	0	0	0	0	0	0	0	0	0	0	0	0	0	0	1
3:45 AM	0	3	0	0	0	0	0	0	0	0	0	0	0	0	0	0	3	3
4:00 AM	0	1	0	0	0	1	0	0	0	0	0	0	0	0	0	0	2	5
4:15 AM	0	1	0	0	0	0	0	0	0	0	0	0	0	0	0	0	1	6
4:30 AM	0	1	0	0	0	1	0	0	0	0	0	0	0	0	0	0	2	8
4:45 AM	0	2	0	0	0	4	0	0	0	0	0	0	0	0	0	0	6	11
5:00 AM	0	3	0	0	0	2	0	0	0	0	0	0	0	0	0	0	5	14
5:15 AM	0	5	0	0	0	8	0	0	0	0	0	0	0	0	0	0	13	26
5:30 AM	0	6	0	0	0	7	0	0	0	0	0	0	0	0	0	0	13	37
5:45 AM	0	5	0	0	0	14	0	0	0	0	0	0	0	0	0	0	19	50
Peak 15-Min Flowrates	Northbound				Southbound				Eastbound				Westbound				Total	
	Left	Thru	Right	U	Left	Thru	Right	U	Left	Thru	Right	U	Left	Thru	Right	U		
All Vehicles	0	20	0	0	0	56	0	0	0	0	0	0	0	0	0	0	76	
Heavy Trucks	0	0	0	0	0	0	0	0	0	0	0	0	0	0	0	0	0	
Pedestrians	0	0	0	0	0	0	0	0	0	0	0	0	0	0	0	0	0	
Bicycles	0	0	0	0	0	0	0	0	0	0	0	0	0	0	0	0	0	
Railroad																		
Stopped Buses																		

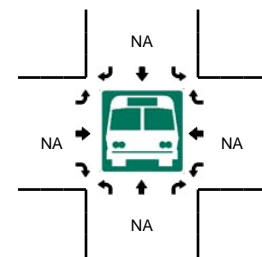
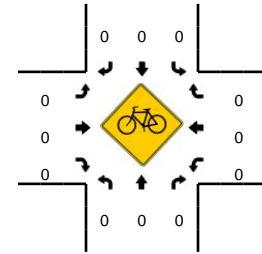
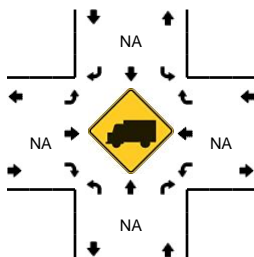
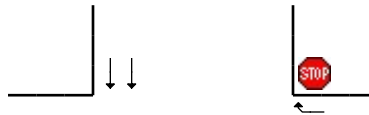
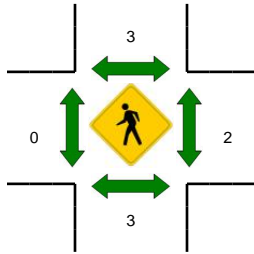
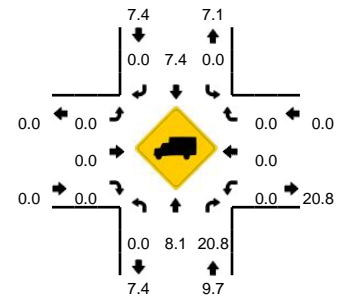
Comments:

LOCATION: Eisenhower Blvd -- SE 18th Ct
CITY/STATE: Fort Lauderdale, FL

QC JOB #: 11348645
DATE: Fri, Oct 11 2013



Peak-Hour: 11:00 AM -- 12:00 PM
Peak 15-Min: 11:45 AM -- 12:00 PM

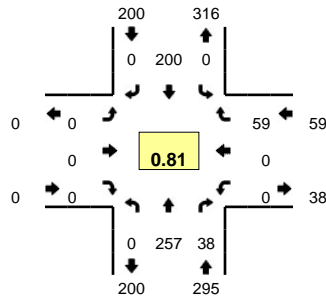


15-Min Count Period Beginning At	Eisenhower Blvd (Northbound)				Eisenhower Blvd (Southbound)				SE 18th Ct (Eastbound)				SE 18th Ct (Westbound)				Total	Hourly Totals	
	Left	Thru	Right	U	Left	Thru	Right	U	Left	Thru	Right	U	Left	Thru	Right	U			
6:00 AM	0	5	1	0	0	7	0	0	0	0	0	0	0	0	0	0	13		
6:15 AM	0	8	1	0	0	11	0	0	0	0	0	0	0	0	1	0	21		
6:30 AM	0	7	0	0	0	15	0	0	0	0	0	0	0	0	0	0	22		
6:45 AM	0	8	2	0	0	21	0	0	0	0	0	0	0	0	0	0	31	87	
7:00 AM	0	12	1	0	0	16	0	0	0	0	0	0	0	0	0	0	29	103	
7:15 AM	0	9	1	0	0	24	0	0	0	0	0	0	1	0	1	0	36	118	
7:30 AM	0	18	4	0	0	34	0	0	0	0	0	0	0	0	3	0	59	155	
7:45 AM	0	15	5	0	0	30	0	0	0	0	0	0	0	0	1	0	51	175	
8:00 AM	0	22	12	0	0	36	0	0	0	0	0	0	0	0	5	0	75	221	
8:15 AM	0	19	13	0	0	26	0	0	0	0	0	0	0	0	0	0	58	243	
8:30 AM	0	15	6	0	0	33	0	0	0	0	0	0	0	0	2	0	56	240	
8:45 AM	0	24	17	0	0	33	0	0	0	0	0	0	0	0	1	0	75	264	
9:00 AM	0	19	14	0	0	37	0	0	0	0	0	0	0	0	3	0	73	262	
9:15 AM	0	24	7	0	0	25	0	0	0	0	0	0	1	0	0	0	57	261	
9:30 AM	0	20	6	0	0	32	0	0	0	0	0	0	0	0	2	0	60	265	
9:45 AM	0	27	12	0	0	32	0	0	0	0	0	0	1	0	11	0	83	273	
10:00 AM	0	31	7	0	0	37	0	0	0	0	0	0	0	0	7	0	82	282	
10:15 AM	0	28	4	0	0	36	0	0	0	0	0	0	0	0	2	0	70	295	
10:30 AM	0	32	4	0	0	18	0	0	0	0	0	0	0	0	7	0	61	296	
10:45 AM	0	38	4	0	0	31	0	0	0	0	0	0	0	0	2	0	75	288	
11:00 AM	0	40	5	0	0	31	0	0	0	0	0	0	0	0	4	0	80	286	
11:15 AM	0	39	4	0	0	16	0	0	0	0	0	0	0	0	7	0	66	282	
11:30 AM	0	39	5	0	0	47	0	0	0	0	0	0	0	0	7	0	98	319	
11:45 AM	0	54	10	0	0	41	0	0	0	0	0	0	0	0	7	0	112	356	
Peak 15-Min Flowrates	Northbound				Southbound				Eastbound				Westbound				Total		
	Left	Thru	Right	U	Left	Thru	Right	U	Left	Thru	Right	U	Left	Thru	Right	U			
All Vehicles	0	216	40	0	0	164	0	0	0	0	0	0	0	0	28	0	448		
Heavy Trucks	0	16	8		0	8	0		0	0	0		0	0	0		32		
Pedestrians		0				4				0				0			4		
Bicycles	0	0	0		0	0	0		0	0	0		0	0	0		0		
Railroad																			
Stopped Buses																			

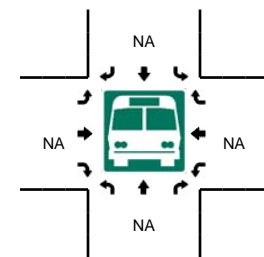
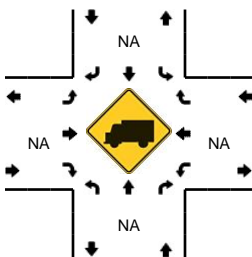
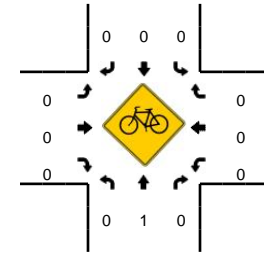
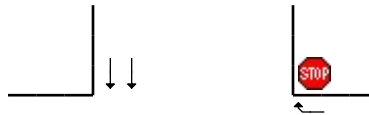
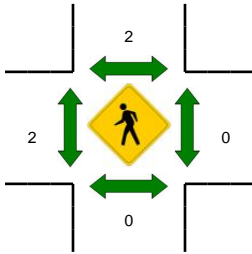
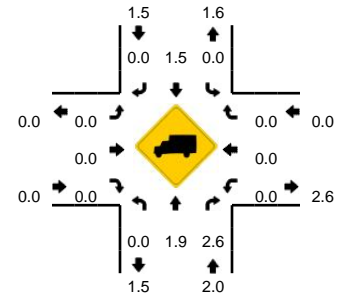
Comments:

LOCATION: Eisenhower Blvd -- SE 18th Ct
CITY/STATE: Fort Lauderdale, FL

QC JOB #: 11348656
DATE: Fri, Oct 11 2013



Peak-Hour: 5:00 PM -- 6:00 PM
Peak 15-Min: 5:15 PM -- 5:30 PM

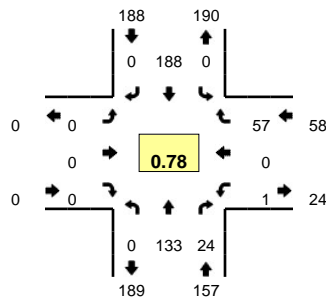


15-Min Count Period Beginning At	Eisenhower Blvd (Northbound)				Eisenhower Blvd (Southbound)				SE 18th Ct (Eastbound)				SE 18th Ct (Westbound)				Total	Hourly Totals	
	Left	Thru	Right	U	Left	Thru	Right	U	Left	Thru	Right	U	Left	Thru	Right	U			
12:00 PM	0	86	6	0	0	41	0	0	0	0	0	0	0	0	0	9	0	142	
12:15 PM	0	46	7	0	0	64	0	0	0	0	0	0	0	0	0	19	0	136	
12:30 PM	0	42	3	0	0	61	0	0	0	0	0	0	0	0	0	7	0	113	
12:45 PM	0	46	6	0	0	82	0	0	0	0	0	0	0	0	0	3	0	137	528
1:00 PM	0	46	7	0	0	79	0	0	0	0	0	0	0	0	0	7	0	139	525
1:15 PM	0	40	9	0	0	75	0	0	0	0	0	0	0	0	0	16	0	140	529
1:30 PM	0	49	8	0	0	75	0	0	0	0	0	0	0	0	0	4	0	136	552
1:45 PM	0	28	15	0	0	66	0	0	0	0	0	0	0	0	0	6	0	115	530
2:00 PM	0	37	6	0	0	54	0	0	0	0	0	0	0	0	0	5	0	102	493
2:15 PM	0	37	9	0	0	54	0	0	0	0	0	0	0	0	0	7	0	107	460
2:30 PM	0	59	6	0	0	40	0	0	0	0	0	0	0	0	0	3	0	108	432
2:45 PM	0	54	11	0	0	49	0	0	0	0	0	0	0	0	0	4	0	118	435
3:00 PM	0	44	5	0	0	27	0	0	0	0	0	0	0	0	0	10	0	86	419
3:15 PM	0	40	4	0	0	39	0	0	0	0	0	0	0	0	0	4	0	87	399
3:30 PM	0	53	3	0	0	35	0	0	0	0	0	0	0	0	0	5	0	96	387
3:45 PM	0	47	6	0	0	36	0	0	0	0	0	0	0	0	0	10	0	99	368
4:00 PM	0	55	9	0	0	42	0	0	0	0	0	0	0	0	0	10	0	116	398
4:15 PM	0	46	8	0	0	46	0	0	0	0	0	0	0	0	0	9	0	109	420
4:30 PM	0	39	12	0	0	44	0	0	0	0	0	0	0	0	0	6	0	101	425
4:45 PM	0	56	3	0	0	50	0	0	0	0	0	0	0	0	0	6	0	115	441
5:00 PM	0	69	4	0	0	43	0	0	0	0	0	0	0	0	0	14	0	130	455
5:15 PM	0	93	10	0	0	54	0	0	0	0	0	0	0	0	0	14	0	171	517
5:30 PM	0	48	11	0	0	48	0	0	0	0	0	0	0	0	0	13	0	120	536
5:45 PM	0	47	13	0	0	55	0	0	0	0	0	0	0	0	0	18	0	133	554
Peak 15-Min Flowrates	Northbound				Southbound				Eastbound				Westbound				Total		
	Left	Thru	Right	U	Left	Thru	Right	U	Left	Thru	Right	U	Left	Thru	Right	U			
All Vehicles	0	372	40	0	0	216	0	0	0	0	0	0	0	0	0	56	0	684	
Heavy Trucks	0	16	0	0	0	4	0	0	0	0	0	0	0	0	0	0	0	20	
Pedestrians	0	0	0	0	0	0	0	0	0	0	0	0	0	0	0	0	0	0	
Bicycles	0	0	0	0	0	0	0	0	0	0	0	0	0	0	0	0	0	0	
Railroad																			
Stopped Buses																			

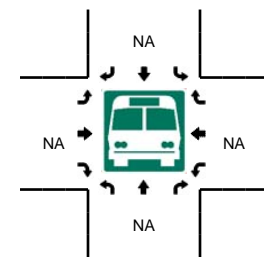
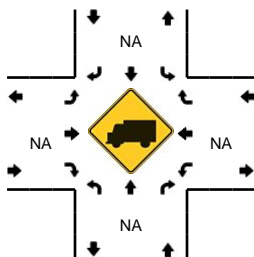
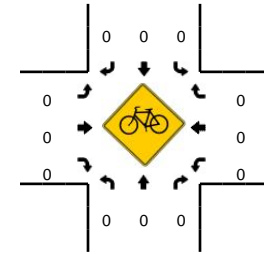
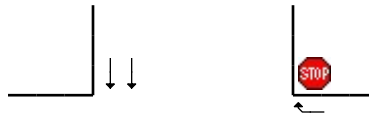
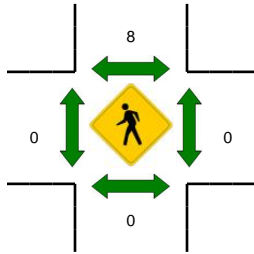
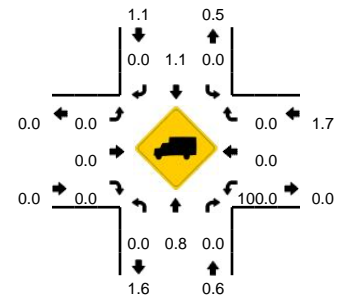
Comments:

LOCATION: Eisenhower Blvd -- SE 18th Ct
CITY/STATE: Fort Lauderdale, FL

QC JOB #: 11348657
DATE: Fri, Oct 11 2013



Peak-Hour: 6:00 PM -- 7:00 PM
Peak 15-Min: 6:00 PM -- 6:15 PM

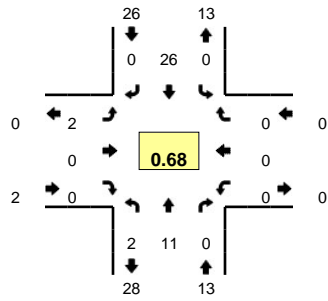


15-Min Count Period Beginning At	Eisenhower Blvd (Northbound)				Eisenhower Blvd (Southbound)				SE 18th Ct (Eastbound)				SE 18th Ct (Westbound)				Total	Hourly Totals
	Left	Thru	Right	U	Left	Thru	Right	U	Left	Thru	Right	U	Left	Thru	Right	U		
6:00 PM	0	37	9	0	0	58	0	0	0	0	0	0	0	0	26	0	130	
6:15 PM	0	32	2	0	0	53	0	0	0	0	0	0	1	0	15	0	103	
6:30 PM	0	31	4	0	0	40	0	0	0	0	0	0	0	0	9	0	84	
6:45 PM	0	33	9	0	0	37	0	0	0	0	0	0	0	0	7	0	86	403
7:00 PM	0	33	4	0	0	31	0	0	0	0	0	0	0	0	8	0	76	349
7:15 PM	0	40	0	0	0	24	0	0	0	0	0	0	0	0	12	0	76	322
7:30 PM	0	42	2	0	0	32	0	0	0	0	0	0	0	0	11	0	87	325
7:45 PM	0	50	8	0	0	19	0	0	0	0	0	0	0	0	14	0	91	330
8:00 PM	0	39	3	0	0	16	0	0	0	0	0	0	0	0	10	0	68	322
8:15 PM	0	67	2	0	0	31	0	0	0	0	0	0	0	0	5	0	105	351
8:30 PM	0	51	2	0	0	15	0	0	0	0	0	0	0	0	9	0	77	341
8:45 PM	0	54	1	0	0	13	0	0	0	0	0	0	0	0	0	0	68	318
9:00 PM	0	53	2	0	0	11	0	0	0	0	0	0	0	0	4	0	70	320
9:15 PM	0	66	5	0	0	17	0	0	0	0	0	0	1	0	4	0	93	308
9:30 PM	0	64	2	0	0	24	0	0	0	0	0	0	0	0	1	0	91	322
9:45 PM	0	43	1	0	0	11	0	0	0	0	0	0	0	0	9	0	64	318
10:00 PM	0	27	3	0	0	12	0	0	0	0	0	0	0	0	5	0	47	295
10:15 PM	0	33	3	0	0	21	0	0	0	0	0	0	0	0	4	0	61	263
10:30 PM	0	56	0	0	0	16	0	0	0	0	0	0	0	0	5	0	77	249
10:45 PM	0	47	4	0	0	18	0	0	0	0	0	0	0	0	6	0	75	260
11:00 PM	0	37	1	5	0	34	0	0	0	0	0	0	0	0	4	0	81	294
11:15 PM	0	48	2	3	0	27	0	0	0	0	0	0	0	0	12	0	92	325
11:30 PM	0	23	3	1	0	19	0	0	0	0	0	0	1	0	10	0	57	305
11:45 PM	0	11	6	3	0	34	0	0	0	0	0	0	0	0	5	0	59	289
Peak 15-Min Flowrates	Northbound				Southbound				Eastbound				Westbound				Total	
	Left	Thru	Right	U	Left	Thru	Right	U	Left	Thru	Right	U	Left	Thru	Right	U		
All Vehicles	0	148	36	0	0	232	0	0	0	0	0	0	0	0	104	0	520	
Heavy Trucks	0	0	0	0	0	4	0	0	0	0	0	0	0	0	0	0	4	
Pedestrians	0	0	0	0	0	0	0	0	0	0	0	0	0	0	0	0	0	
Bicycles	0	0	0	0	0	0	0	0	0	0	0	0	0	0	0	0	0	
Railroad																		
Stopped Buses																		

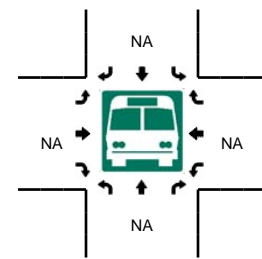

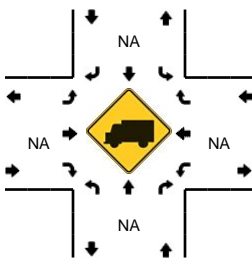
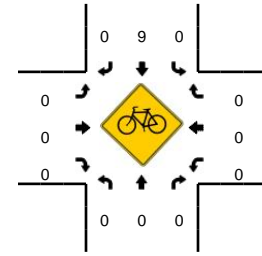
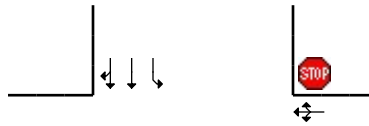
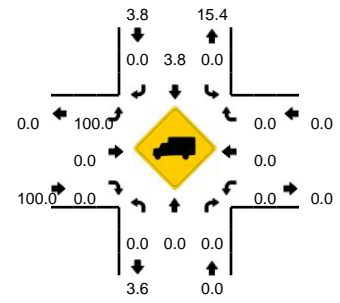
Comments:

LOCATION: Eisenhower Blvd -- Center Dwy (Gate 1)
CITY/STATE: Fort Lauderdale, FL

QC JOB #: 11348648
DATE: Fri, Oct 11 2013



Peak-Hour: 5:00 AM -- 6:00 AM
Peak 15-Min: 5:45 AM -- 6:00 AM

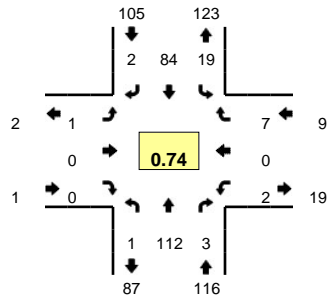


15-Min Count Period Beginning At	Eisenhower Blvd (Northbound)				Eisenhower Blvd (Southbound)				Center Dwy (Gate 1) (Eastbound)				Center Dwy (Gate 1) (Westbound)				Total	Hourly Totals	
	Left	Thru	Right	U	Left	Thru	Right	U	Left	Thru	Right	U	Left	Thru	Right	U			
12:00 AM	0	0	0	0	0	0	0	0	1	0	0	0	0	0	0	0	0	1	
12:15 AM	0	0	0	0	0	0	0	0	0	0	0	0	0	0	0	0	0	0	
12:30 AM	0	0	0	0	0	0	0	0	0	1	0	0	0	0	0	0	0	1	
12:45 AM	0	0	0	0	0	0	0	0	0	0	0	0	0	0	0	0	0	0	2
1:00 AM	0	0	0	0	0	0	0	0	1	0	0	0	0	0	0	0	0	1	2
1:15 AM	0	0	0	0	0	0	0	0	0	0	0	0	0	0	0	0	0	0	2
1:30 AM	0	0	0	0	0	0	0	0	1	0	0	0	0	0	0	0	0	1	2
1:45 AM	0	0	0	0	0	0	0	0	0	0	0	0	0	0	0	0	0	0	2
2:00 AM	0	0	0	0	0	0	0	0	0	0	0	0	0	0	0	0	0	0	1
2:15 AM	0	0	0	0	0	0	0	0	0	0	0	0	0	0	0	0	0	0	1
2:30 AM	0	0	0	0	0	0	0	0	0	0	0	0	0	0	0	0	0	0	0
2:45 AM	0	0	0	0	0	0	0	0	0	0	0	0	0	0	0	0	0	0	0
3:00 AM	0	0	0	0	0	0	0	0	0	0	0	0	0	0	0	0	0	0	0
3:15 AM	0	0	0	0	0	0	0	0	0	0	0	0	0	0	0	0	0	0	0
3:30 AM	0	0	0	0	0	0	0	0	0	0	0	0	0	0	0	0	0	0	0
3:45 AM	0	0	0	0	0	0	0	0	0	0	0	0	0	0	0	0	0	0	0
4:00 AM	0	0	0	0	1	0	0	0	0	0	0	0	0	0	0	0	0	1	1
4:15 AM	0	0	0	0	0	0	0	0	0	0	0	0	0	1	0	0	0	1	2
4:30 AM	0	0	0	0	0	0	0	0	0	0	0	0	0	0	0	0	0	0	2
4:45 AM	0	1	0	0	0	1	2	1	0	0	0	0	0	0	0	0	0	5	7
5:00 AM	0	2	0	1	0	2	0	0	0	0	0	0	0	0	0	0	0	5	11
5:15 AM	0	1	0	1	0	5	0	0	0	1	0	0	0	0	0	0	0	8	18
5:30 AM	0	4	0	0	0	8	0	0	0	1	0	0	0	0	0	0	0	13	31
5:45 AM	0	4	0	0	0	11	0	0	0	0	0	0	0	0	0	0	0	15	41
Peak 15-Min Flowrates	Northbound				Southbound				Eastbound				Westbound				Total		
	Left	Thru	Right	U	Left	Thru	Right	U	Left	Thru	Right	U	Left	Thru	Right	U			
All Vehicles	0	16	0	0	0	44	0	0	0	0	0	0	0	0	0	0	0	60	
Heavy Trucks	0	0	0	0	0	0	0	0	0	0	0	0	0	0	0	0	0	0	
Pedestrians	0	0	0	0	0	0	0	0	0	0	0	0	0	0	0	0	0	0	
Bicycles	0	0	0	0	0	1	0	0	0	0	0	0	0	0	0	0	0	1	
Railroad																			
Stopped Buses																			

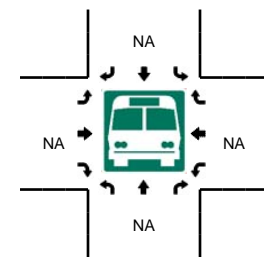

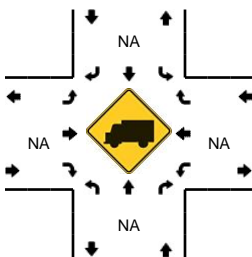
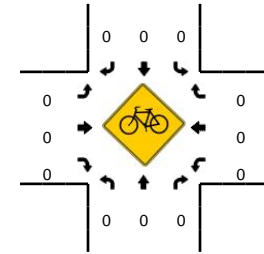
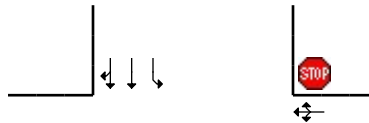
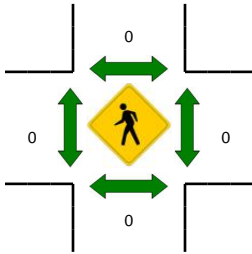
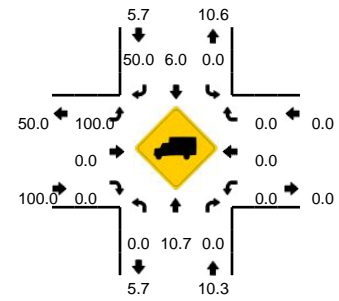
Comments:

LOCATION: Eisenhower Blvd -- Center Dwy (Gate 1)
CITY/STATE: Fort Lauderdale, FL

QC JOB #: 11348649
DATE: Fri, Oct 11 2013



Peak-Hour: 11:00 AM -- 12:00 PM
Peak 15-Min: 11:45 AM -- 12:00 PM

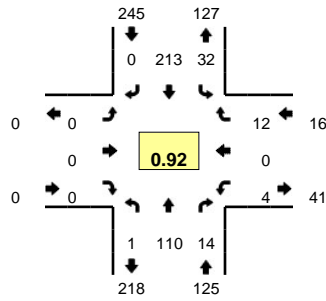


15-Min Count Period Beginning At	Eisenhower Blvd (Northbound)				Eisenhower Blvd (Southbound)				Center Dwy (Gate 1) (Eastbound)				Center Dwy (Gate 1) (Westbound)				Total	Hourly Totals	
	Left	Thru	Right	U	Left	Thru	Right	U	Left	Thru	Right	U	Left	Thru	Right	U			
6:00 AM	0	5	0	0	0	5	0	0	0	0	0	0	0	0	0	0	10		
6:15 AM	0	3	0	0	0	8	0	0	0	0	0	0	0	0	0	0	11		
6:30 AM	0	6	0	0	0	12	0	0	1	0	0	0	0	0	0	0	19		
6:45 AM	0	11	0	0	0	19	0	0	0	0	0	0	0	0	0	0	30	70	
7:00 AM	0	13	0	0	0	18	0	0	0	0	0	0	0	0	0	0	31	91	
7:15 AM	0	6	0	0	0	21	0	0	0	0	0	0	0	0	0	0	27	107	
7:30 AM	0	12	2	1	4	24	1	1	0	0	0	0	0	0	0	0	45	133	
7:45 AM	0	6	0	0	0	21	0	0	1	0	0	0	0	0	0	0	28	131	
8:00 AM	1	14	1	0	4	15	0	1	0	0	1	0	1	0	0	0	38	138	
8:15 AM	0	13	0	2	0	8	0	0	0	0	0	0	0	0	0	0	23	134	
8:30 AM	0	11	1	0	2	16	0	1	0	0	0	0	1	0	0	0	32	121	
8:45 AM	0	12	1	3	0	10	0	0	0	0	0	0	0	0	0	0	26	119	
9:00 AM	0	17	0	0	2	16	0	0	0	0	0	0	1	0	2	0	38	119	
9:15 AM	0	14	2	0	1	12	0	2	0	0	0	0	0	0	1	0	32	128	
9:30 AM	1	7	0	1	2	16	1	0	0	0	0	0	0	0	0	0	28	124	
9:45 AM	0	20	0	2	2	18	0	0	1	0	0	0	0	0	2	0	45	143	
10:00 AM	0	19	2	0	1	29	0	2	0	0	0	0	0	0	2	0	55	160	
10:15 AM	0	16	0	0	1	20	0	2	0	0	0	0	0	0	1	0	40	168	
10:30 AM	0	20	0	0	2	8	0	0	0	0	0	0	0	0	0	0	30	170	
10:45 AM	0	19	0	2	1	18	0	1	0	0	0	0	0	0	1	0	42	167	
11:00 AM	0	24	1	0	2	17	1	1	0	0	0	0	1	0	2	0	49	161	
11:15 AM	0	25	1	0	1	8	0	1	0	0	0	0	0	0	1	0	37	158	
11:30 AM	0	23	1	0	7	31	1	1	1	0	0	0	1	0	1	0	67	195	
11:45 AM	0	40	0	1	6	28	0	0	0	0	0	0	0	0	3	0	78	231	
Peak 15-Min Flowrates	Northbound				Southbound				Eastbound				Westbound				Total		
	Left	Thru	Right	U	Left	Thru	Right	U	Left	Thru	Right	U	Left	Thru	Right	U			
All Vehicles	0	160	0	4	24	112	0	0	0	0	0	0	0	0	12	0	312		
Heavy Trucks	0	12	0		0	8	0		0	0	0		0	0	0		20		
Pedestrians		0				0				0				0			0		
Bicycles	0	0	0		0	0	0		0	0	0		0	0	0		0		
Railroad																			
Stopped Buses																			

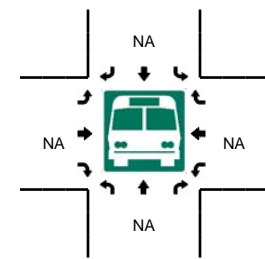
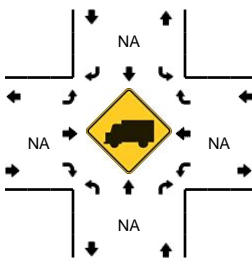
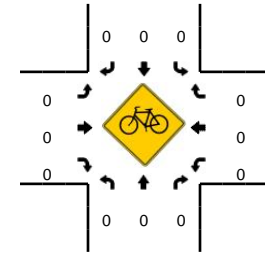
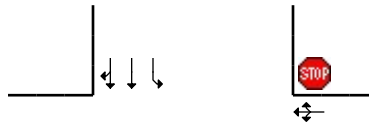
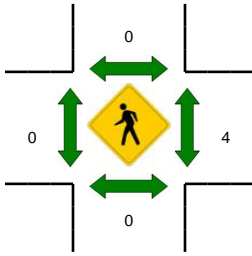
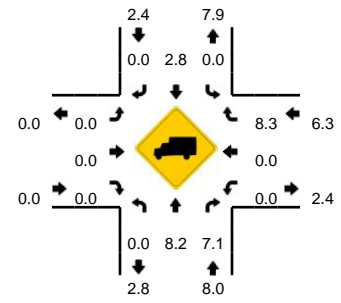
Comments:

LOCATION: Eisenhower Blvd -- Center Dwy (Gate 1)
CITY/STATE: Fort Lauderdale, FL

QC JOB #: 11348660
DATE: Fri, Oct 11 2013



Peak-Hour: 12:15 PM -- 1:15 PM
Peak 15-Min: 12:30 PM -- 12:45 PM

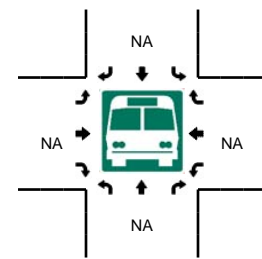
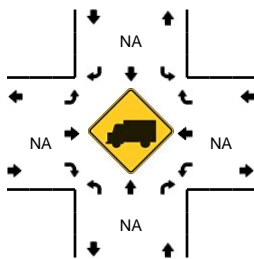
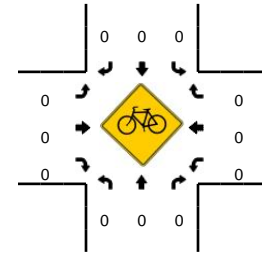
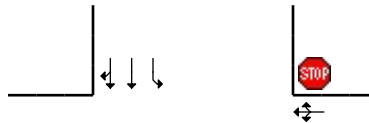
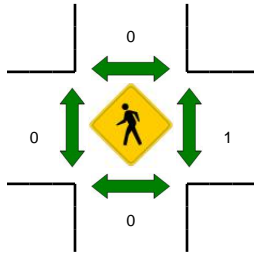
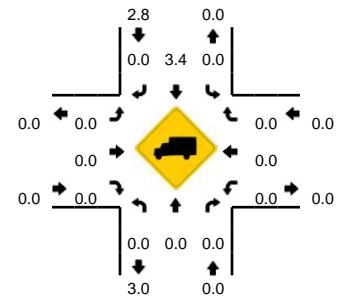
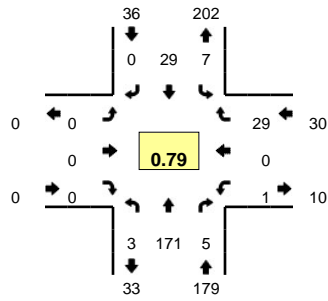


15-Min Count Period Beginning At	Eisenhower Blvd (Northbound)				Eisenhower Blvd (Southbound)				Center Dwy (Gate 1) (Eastbound)				Center Dwy (Gate 1) (Westbound)				Total	Hourly Totals
	Left	Thru	Right	U	Left	Thru	Right	U	Left	Thru	Right	U	Left	Thru	Right	U		
12:00 PM	0	49	2	1	7	23	0	1	1	0	0	0	0	0	4	0	88	
12:15 PM	0	31	4	0	4	44	0	0	0	0	0	0	0	0	5	0	88	
12:30 PM	0	31	4	0	11	51	0	2	0	0	0	0	3	0	3	0	105	
12:45 PM	0	27	2	0	7	61	0	2	0	0	0	0	0	0	1	0	100	381
1:00 PM	0	21	4	1	5	57	0	1	0	0	0	0	1	0	3	0	93	386
1:15 PM	0	28	1	0	3	53	0	1	0	0	0	0	0	0	1	0	87	385
1:30 PM	0	20	0	1	6	55	0	2	0	0	0	0	2	0	2	0	88	368
1:45 PM	0	15	2	1	4	42	0	4	1	0	0	0	0	0	1	0	70	338
2:00 PM	0	18	3	1	5	34	0	3	0	0	0	0	2	0	3	0	69	314
2:15 PM	0	15	2	0	6	26	0	1	0	0	0	0	0	0	5	0	55	282
2:30 PM	0	29	1	0	7	20	0	4	0	0	3	0	0	0	8	0	72	266
2:45 PM	0	25	0	0	3	23	1	4	2	0	0	0	1	0	3	0	62	258
3:00 PM	0	25	1	0	1	13	0	0	1	0	0	0	0	0	3	0	44	233
3:15 PM	0	21	0	0	2	22	0	0	0	0	0	0	0	0	1	0	46	224
3:30 PM	0	26	0	0	5	23	0	2	0	0	3	0	4	0	1	0	64	216
3:45 PM	0	20	0	0	5	17	0	0	1	0	0	0	1	0	2	0	46	200
4:00 PM	0	33	3	0	3	22	0	1	0	0	0	0	3	0	2	0	67	223
4:15 PM	0	24	0	1	4	26	0	1	0	0	0	0	0	0	2	0	58	235
4:30 PM	0	20	1	0	3	29	0	0	0	0	0	0	3	0	3	0	59	230
4:45 PM	0	34	0	0	5	32	0	0	0	0	0	0	1	0	1	0	73	257
5:00 PM	0	32	0	0	4	30	0	0	0	0	0	0	1	0	6	0	73	263
5:15 PM	0	44	1	0	2	31	0	4	0	0	0	0	0	0	1	0	83	288
5:30 PM	0	18	0	0	1	34	0	1	0	0	0	0	1	0	4	0	59	288
5:45 PM	0	23	1	1	1	30	0	1	0	0	0	0	0	0	0	0	57	272
Peak 15-Min Flowrates	Northbound				Southbound				Eastbound				Westbound				Total	
	Left	Thru	Right	U	Left	Thru	Right	U	Left	Thru	Right	U	Left	Thru	Right	U		
All Vehicles	0	124	16	0	44	204	0	8	0	0	0	0	12	0	12	0	420	
Heavy Trucks	0	8	0		0	0	0		0	0	0		0	0	0		8	
Pedestrians	0				0				0				0				0	
Bicycles	0	0	0		0	0	0		0	0	0		0	0	0		0	
Railroad																		
Stopped Buses																		

Comments:

LOCATION: Eisenhower Blvd -- Center Dwy (Gate 1)
CITY/STATE: Fort Lauderdale, FL

QC JOB #: 11348661
DATE: Fri, Oct 11 2013

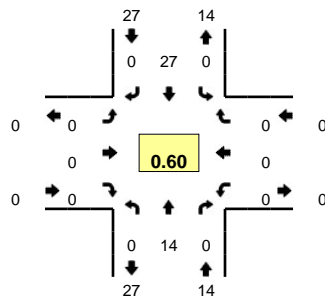


15-Min Count Period Beginning At	Eisenhower Blvd (Northbound)				Eisenhower Blvd (Southbound)				Center Dwy (Gate 1) (Eastbound)				Center Dwy (Gate 1) (Westbound)				Total	Hourly Totals
	Left	Thru	Right	U	Left	Thru	Right	U	Left	Thru	Right	U	Left	Thru	Right	U		
6:00 PM	0	19	0	0	0	39	0	1	0	0	0	0	0	0	3	0	62	
6:15 PM	0	13	0	0	5	39	0	4	0	0	0	0	0	0	5	0	66	
6:30 PM	0	18	3	1	6	28	0	1	0	0	0	0	0	1	0	3	61	
6:45 PM	0	20	1	3	2	19	0	1	0	0	0	0	0	4	0	3	53	242
7:00 PM	0	26	0	0	4	22	0	0	0	0	0	0	0	1	0	3	56	236
7:15 PM	0	20	0	0	3	16	0	2	0	0	0	0	0	0	0	7	48	218
7:30 PM	0	26	1	1	1	21	0	0	0	0	0	0	0	1	0	1	52	209
7:45 PM	0	37	0	3	0	6	0	0	0	0	0	0	0	0	0	2	48	204
8:00 PM	0	23	0	2	2	6	0	2	0	0	0	0	0	0	0	4	39	187
8:15 PM	0	34	1	1	2	13	0	0	0	0	0	0	0	0	0	2	53	192
8:30 PM	0	27	0	1	0	5	0	0	0	0	0	0	0	0	0	14	47	187
8:45 PM	0	41	2	1	1	5	0	0	0	0	0	0	0	0	0	5	55	194
9:00 PM	0	33	0	1	1	5	0	2	0	0	0	0	0	0	0	9	51	206
9:15 PM	0	58	1	1	2	9	0	0	0	0	0	0	0	1	0	6	78	231
9:30 PM	0	39	2	0	1	10	0	0	0	0	0	0	0	0	0	9	61	245
9:45 PM	0	33	0	2	0	6	0	1	0	0	0	0	0	0	0	3	45	235
10:00 PM	0	21	0	2	0	7	0	0	0	0	0	0	0	0	0	0	30	214
10:15 PM	0	19	0	2	0	5	0	0	0	0	0	0	0	1	0	0	27	163
10:30 PM	0	44	0	0	0	13	0	0	0	0	0	0	0	0	0	0	57	159
10:45 PM	0	41	0	3	0	14	0	0	0	0	0	0	0	0	0	0	58	172
11:00 PM	0	26	0	0	0	20	0	0	0	0	0	0	0	0	0	0	46	188
11:15 PM	0	35	0	1	0	23	0	0	0	0	0	0	0	0	0	0	59	220
11:30 PM	0	16	0	0	0	16	0	0	0	0	0	0	0	0	0	0	32	195
11:45 PM	0	6	0	1	0	28	0	1	0	0	0	0	0	0	0	0	36	173
Peak 15-Min Flowrates	Northbound				Southbound				Eastbound				Westbound				Total	
	Left	Thru	Right	U	Left	Thru	Right	U	Left	Thru	Right	U	Left	Thru	Right	U		
All Vehicles	0	232	4	4	8	36	0	0	0	0	0	0	0	4	0	24	0	312
Heavy Trucks	0	0	0	0	0	0	0	0	0	0	0	0	0	0	0	0	0	0
Pedestrians	0	0	0	0	0	0	0	0	0	0	0	0	0	4	0	0	0	4
Bicycles	0	0	0	0	0	0	0	0	0	0	0	0	0	0	0	0	0	0
Railroad																		
Stopped Buses																		

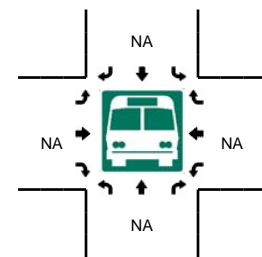
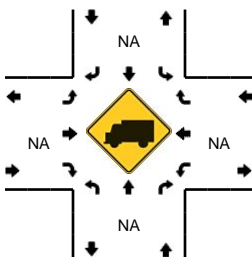
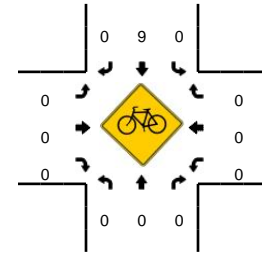
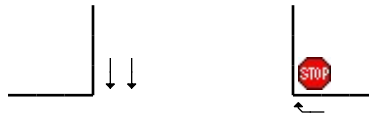
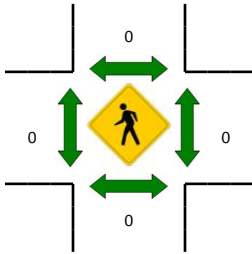
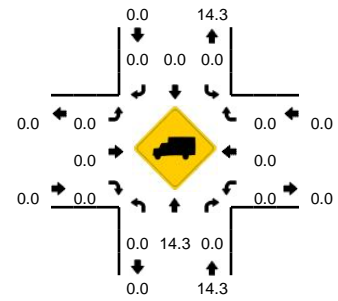
Comments:

LOCATION: Eisenhower Blvd -- Exit-Only Dwy
CITY/STATE: Fort Lauderdale, FL

QC JOB #: 11348646
DATE: Fri, Oct 11 2013



Peak-Hour: 5:00 AM -- 6:00 AM
Peak 15-Min: 5:45 AM -- 6:00 AM

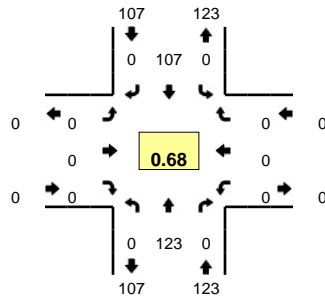


15-Min Count Period Beginning At	Eisenhower Blvd (Northbound)				Eisenhower Blvd (Southbound)				Exit-Only Dwy (Eastbound)				Exit-Only Dwy (Westbound)				Total	Hourly Totals
	Left	Thru	Right	U	Left	Thru	Right	U	Left	Thru	Right	U	Left	Thru	Right	U		
12:00 AM	0	1	0	0	0	1	0	0	0	0	0	0	0	0	0	0	2	
12:15 AM	0	0	0	0	0	0	0	0	0	0	0	0	0	0	0	0	0	
12:30 AM	0	1	0	0	0	0	0	0	0	0	0	0	0	0	0	0	1	
12:45 AM	0	1	0	0	0	1	0	0	0	0	0	0	0	0	0	0	2	5
1:00 AM	0	1	0	0	0	1	0	0	0	0	0	0	0	0	0	0	2	5
1:15 AM	0	0	0	0	0	0	0	0	0	0	0	0	0	0	0	0	0	5
1:30 AM	0	1	0	0	0	1	0	0	0	0	0	0	0	0	0	0	2	6
1:45 AM	0	0	0	0	0	0	0	0	0	0	0	0	0	0	0	0	0	4
2:00 AM	0	0	0	0	0	0	0	0	0	0	0	0	0	0	0	0	0	2
2:15 AM	0	0	0	0	0	0	0	0	0	0	0	0	0	0	0	0	0	2
2:30 AM	0	0	0	0	0	0	0	0	0	0	0	0	0	0	0	0	0	0
2:45 AM	0	0	0	0	0	0	0	0	0	0	0	0	0	0	0	0	0	0
3:00 AM	0	0	0	0	0	0	0	0	0	0	0	0	0	0	0	0	0	0
3:15 AM	0	0	0	0	0	0	0	0	0	0	0	0	0	0	0	0	0	0
3:30 AM	0	0	0	0	0	0	0	0	0	0	0	0	0	0	0	0	0	0
3:45 AM	0	0	0	0	0	0	0	0	0	0	0	0	0	0	0	0	0	0
4:00 AM	0	0	0	0	0	1	0	0	0	0	0	0	0	0	0	0	1	1
4:15 AM	0	1	0	0	0	0	0	0	0	0	0	0	0	0	0	0	1	2
4:30 AM	0	0	0	0	0	1	0	0	0	0	0	0	0	0	0	0	1	3
4:45 AM	0	2	0	0	0	3	0	0	0	0	0	0	0	0	0	0	5	8
5:00 AM	0	2	0	0	0	2	0	0	0	0	0	0	0	0	0	0	4	11
5:15 AM	0	2	0	0	0	5	0	0	0	0	0	0	0	0	0	0	7	17
5:30 AM	0	5	0	0	0	8	0	0	0	0	0	0	0	0	0	0	13	29
5:45 AM	0	5	0	0	0	12	0	0	0	0	0	0	0	0	0	0	17	41
Peak 15-Min Flowrates	Northbound				Southbound				Eastbound				Westbound				Total	
	Left	Thru	Right	U	Left	Thru	Right	U	Left	Thru	Right	U	Left	Thru	Right	U		
All Vehicles	0	20	0	0	0	48	0	0	0	0	0	0	0	0	0	0	68	
Heavy Trucks	0	0	0	0	0	0	0	0	0	0	0	0	0	0	0	0	0	
Pedestrians	0	0	0	0	0	0	0	0	0	0	0	0	0	0	0	0	0	
Bicycles	0	0	0	0	0	1	0	0	0	0	0	0	0	0	0	0	1	
Railroad																		
Stopped Buses																		

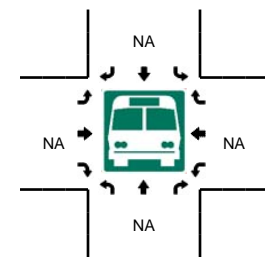
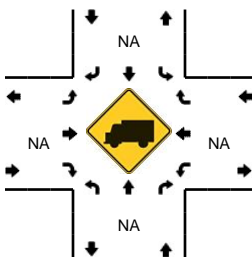
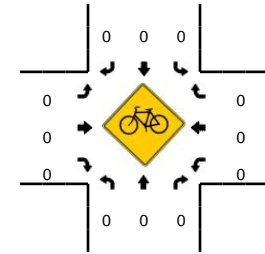
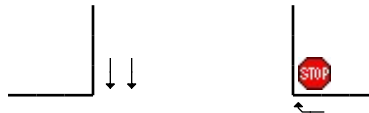
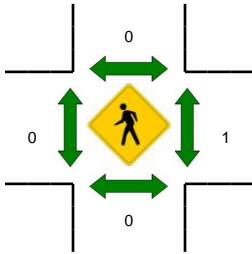
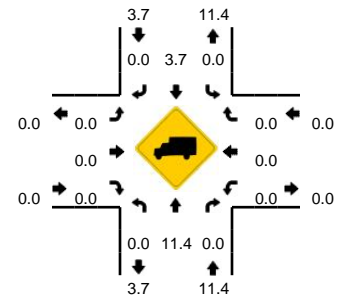
Comments:

LOCATION: Eisenhower Blvd -- Exit-Only Dwy
CITY/STATE: Fort Lauderdale, FL

QC JOB #: 11348647
DATE: Fri, Oct 11 2013



Peak-Hour: 11:00 AM -- 12:00 PM
Peak 15-Min: 11:45 AM -- 12:00 PM

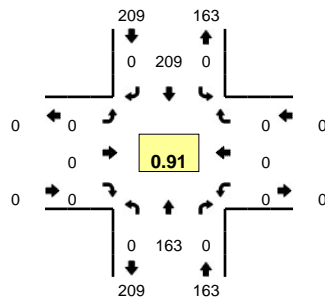


15-Min Count Period Beginning At	Eisenhower Blvd (Northbound)				Eisenhower Blvd (Southbound)				Exit-Only Dwy (Eastbound)				Exit-Only Dwy (Westbound)				Total	Hourly Totals
	Left	Thru	Right	U	Left	Thru	Right	U	Left	Thru	Right	U	Left	Thru	Right	U		
6:00 AM	0	5	0	0	0	7	0	0	0	0	0	0	0	0	0	0	12	
6:15 AM	0	3	0	0	0	7	0	0	0	0	0	0	0	0	0	0	10	
6:30 AM	0	4	0	0	0	14	0	0	0	0	0	0	0	1	0	0	19	
6:45 AM	0	12	0	0	0	18	0	0	0	0	0	0	0	0	0	0	30	71
7:00 AM	0	15	0	0	0	16	0	0	0	0	0	0	0	0	0	0	31	90
7:15 AM	0	4	0	0	0	20	0	0	0	0	0	0	0	0	0	0	24	104
7:30 AM	0	13	0	0	0	30	1	0	0	0	0	0	0	0	0	0	44	129
7:45 AM	0	7	0	0	0	19	0	0	1	0	0	0	0	0	0	0	27	126
8:00 AM	0	15	0	0	0	18	0	0	0	0	0	0	0	0	0	0	33	128
8:15 AM	0	11	0	0	0	8	0	0	0	0	0	0	0	0	0	0	19	123
8:30 AM	0	11	0	0	0	17	0	0	0	0	0	0	0	0	0	0	28	107
8:45 AM	0	12	0	0	0	11	0	0	0	0	0	0	0	0	0	0	23	103
9:00 AM	0	17	0	0	0	19	0	0	0	0	0	0	0	0	0	0	36	106
9:15 AM	0	18	0	0	0	16	0	0	0	0	0	0	0	0	0	0	34	121
9:30 AM	0	8	0	0	0	20	0	0	0	0	0	0	0	0	0	0	28	121
9:45 AM	0	22	0	0	0	21	0	0	0	0	0	0	0	0	0	0	43	141
10:00 AM	0	22	0	0	0	31	0	0	0	0	0	0	0	0	0	0	53	158
10:15 AM	0	18	0	0	0	25	0	0	0	0	0	0	0	0	0	0	43	167
10:30 AM	0	20	0	0	0	9	0	0	0	0	0	0	0	0	0	0	29	168
10:45 AM	0	19	0	0	0	22	0	0	0	0	0	0	0	0	0	0	41	166
11:00 AM	0	31	0	0	0	23	0	0	0	0	0	0	0	0	0	0	54	167
11:15 AM	0	25	0	0	0	10	0	0	0	0	0	0	0	0	0	0	35	159
11:30 AM	0	21	0	0	0	36	0	0	0	0	0	0	0	0	0	0	57	187
11:45 AM	0	46	0	0	0	38	0	0	0	0	0	0	0	0	0	0	84	230
Peak 15-Min Flowrates	Northbound				Southbound				Eastbound				Westbound				Total	
	Left	Thru	Right	U	Left	Thru	Right	U	Left	Thru	Right	U	Left	Thru	Right	U		
All Vehicles	0	184	0	0	0	152	0	0	0	0	0	0	0	0	0	0	336	
Heavy Trucks	0	16	0	0	0	8	0	0	0	0	0	0	0	0	0	0	24	
Pedestrians	0	0	0	0	0	0	0	0	0	0	0	0	0	0	0	0	0	
Bicycles	0	0	0	0	0	0	0	0	0	0	0	0	0	0	0	0	0	
Railroad																		
Stopped Buses																		

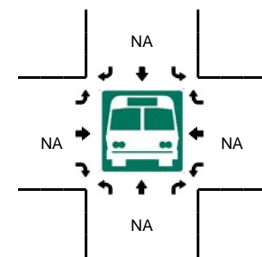
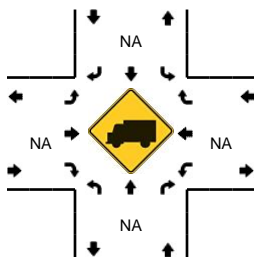
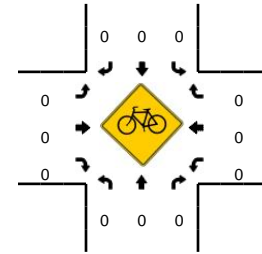
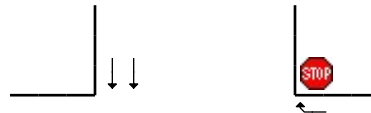
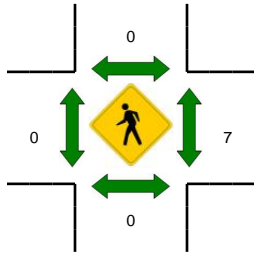
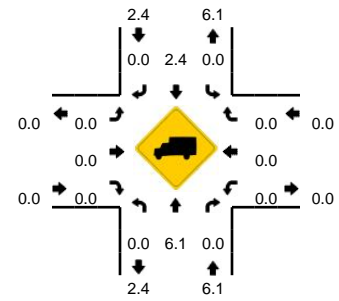
Comments:

LOCATION: Eisenhower Blvd -- Exit-Only Dwy
CITY/STATE: Fort Lauderdale, FL

QC JOB #: 11348658
DATE: Fri, Oct 11 2013



Peak-Hour: 12:00 PM -- 1:00 PM
Peak 15-Min: 12:45 PM -- 1:00 PM

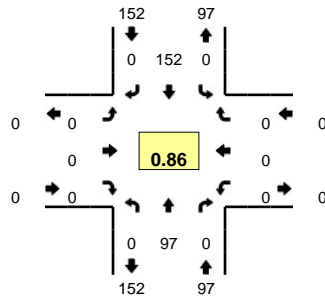


15-Min Count Period Beginning At	Eisenhower Blvd (Northbound)				Eisenhower Blvd (Southbound)				Exit-Only Dwy (Eastbound)				Exit-Only Dwy (Westbound)				Total	Hourly Totals
	Left	Thru	Right	U	Left	Thru	Right	U	Left	Thru	Right	U	Left	Thru	Right	U		
12:00 PM	0	59	0	0	0	31	0	0	0	0	0	0	0	0	0	0	90	
12:15 PM	0	36	0	0	0	48	0	0	0	0	0	0	0	0	0	0	84	
12:30 PM	0	35	0	0	0	61	0	0	0	0	0	0	0	0	0	0	96	
12:45 PM	0	33	0	0	0	69	0	0	0	0	0	0	0	0	0	0	102	372
1:00 PM	0	25	0	0	0	58	0	0	0	0	0	0	0	0	0	0	83	365
1:15 PM	0	34	0	0	0	57	0	0	0	0	0	0	0	0	0	0	91	372
1:30 PM	0	29	0	0	0	60	0	0	0	0	0	0	0	0	0	0	89	365
1:45 PM	0	22	0	0	0	49	0	0	0	0	0	0	0	0	0	0	71	334
2:00 PM	0	25	0	0	0	42	0	0	0	0	0	0	0	0	0	0	67	318
2:15 PM	0	20	0	0	0	33	0	0	0	0	0	0	0	0	0	0	53	280
2:30 PM	0	41	0	0	0	29	0	0	0	0	0	0	0	0	0	0	70	261
2:45 PM	0	37	0	0	0	31	0	0	0	0	0	0	0	0	0	0	68	258
3:00 PM	0	29	0	0	0	15	0	0	0	0	0	0	0	0	0	0	44	235
3:15 PM	0	22	0	0	0	26	0	0	0	0	0	0	0	0	0	0	48	230
3:30 PM	0	31	0	0	0	29	0	0	0	0	0	0	0	0	0	0	60	220
3:45 PM	0	25	0	0	0	24	0	0	0	0	0	0	0	0	0	0	49	201
4:00 PM	0	32	0	0	0	23	0	0	0	0	0	0	0	0	0	0	55	212
4:15 PM	0	28	0	0	0	31	0	0	0	0	0	0	0	0	0	0	59	223
4:30 PM	0	23	0	0	0	27	0	0	0	0	0	0	0	0	0	0	50	213
4:45 PM	0	32	0	0	0	38	0	0	0	0	0	0	0	0	0	0	70	234
5:00 PM	0	39	0	0	0	28	0	0	0	0	0	0	0	0	0	0	67	246
5:15 PM	0	52	0	0	0	38	0	0	0	0	0	0	0	0	0	0	90	277
5:30 PM	0	24	0	0	0	33	0	0	0	0	0	0	0	0	0	0	57	284
5:45 PM	0	27	0	0	0	34	0	0	0	0	0	0	0	0	0	0	61	275
Peak 15-Min Flowrates	Northbound				Southbound				Eastbound				Westbound				Total	
	Left	Thru	Right	U	Left	Thru	Right	U	Left	Thru	Right	U	Left	Thru	Right	U		
All Vehicles	0	132	0	0	0	276	0	0	0	0	0	0	0	0	0	0	408	
Heavy Trucks	0	8	0	0	0	8	0	0	0	0	0	0	0	0	0	0	16	
Pedestrians	0	0	0	0	0	0	0	0	0	0	0	0	8	0	0	0	8	
Bicycles	0	0	0	0	0	0	0	0	0	0	0	0	0	0	0	0	0	
Railroad																		
Stopped Buses																		

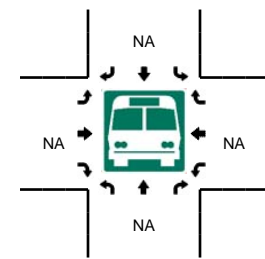

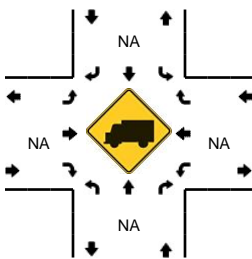
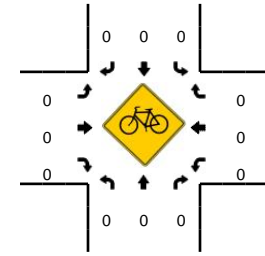
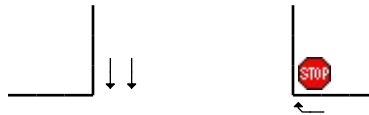
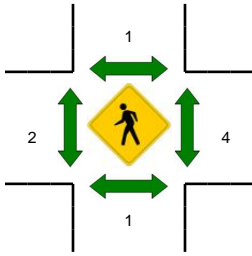
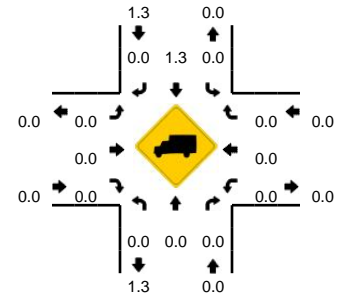
Comments:

LOCATION: Eisenhower Blvd -- Exit-Only Dwy
CITY/STATE: Fort Lauderdale, FL

QC JOB #: 11348659
DATE: Fri, Oct 11 2013



Peak-Hour: 6:00 PM -- 7:00 PM
Peak 15-Min: 6:15 PM -- 6:30 PM

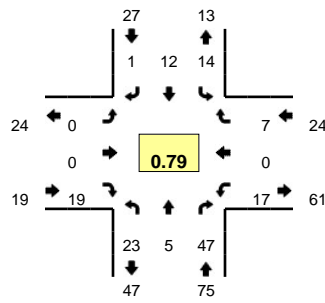


15-Min Count Period Beginning At	Eisenhower Blvd (Northbound)				Eisenhower Blvd (Southbound)				Exit-Only Dwy (Eastbound)				Exit-Only Dwy (Westbound)				Total	Hourly Totals
	Left	Thru	Right	U	Left	Thru	Right	U	Left	Thru	Right	U	Left	Thru	Right	U		
6:00 PM	0	23	0	0	0	40	0	0	0	0	0	0	0	0	0	0	63	
6:15 PM	0	24	0	0	0	48	0	0	0	0	0	0	0	0	0	0	72	
6:30 PM	0	24	0	0	0	40	0	0	0	0	0	0	0	0	0	0	64	
6:45 PM	0	26	0	0	0	24	0	0	0	0	0	0	0	0	0	0	50	249
7:00 PM	0	30	0	0	0	26	0	0	0	0	0	0	0	0	0	0	56	242
7:15 PM	0	30	0	0	0	21	0	0	0	0	0	0	0	0	0	0	51	221
7:30 PM	0	28	0	0	0	22	0	0	0	0	0	0	0	0	0	0	50	207
7:45 PM	0	42	0	0	0	7	0	0	0	0	0	0	0	0	0	0	49	206
8:00 PM	0	30	0	0	0	10	0	0	0	0	0	0	0	0	0	0	40	190
8:15 PM	0	35	0	0	0	15	0	0	0	0	0	0	0	0	0	0	50	189
8:30 PM	0	41	0	0	0	5	0	0	0	0	0	0	0	0	0	0	46	185
8:45 PM	0	47	0	0	0	7	0	0	0	0	0	0	0	0	0	0	54	190
9:00 PM	0	43	0	0	0	7	0	0	0	0	0	0	0	0	0	0	50	200
9:15 PM	0	63	0	0	0	10	0	0	0	0	0	0	0	0	0	0	73	223
9:30 PM	0	50	0	0	0	13	0	0	0	0	0	0	0	0	0	0	63	240
9:45 PM	0	33	0	0	0	7	0	0	0	0	0	0	0	0	0	0	40	226
10:00 PM	0	17	0	0	0	11	0	0	0	0	0	0	0	0	0	0	28	204
10:15 PM	0	23	0	0	0	6	0	0	0	0	0	0	0	0	0	0	29	160
10:30 PM	0	46	0	0	0	13	0	0	0	0	0	0	0	0	0	0	59	156
10:45 PM	0	40	0	0	0	14	0	0	0	0	0	0	0	0	0	0	54	170
11:00 PM	0	27	0	0	0	21	0	0	0	0	0	0	0	0	0	0	48	190
11:15 PM	0	36	0	0	0	21	0	0	0	0	0	0	0	0	0	0	57	218
11:30 PM	0	19	0	0	0	15	0	0	0	0	0	0	0	0	0	0	34	193
11:45 PM	0	11	0	0	0	33	0	0	0	0	0	0	0	0	0	0	44	183
Peak 15-Min Flowrates	Northbound				Southbound				Eastbound				Westbound				Total	
	Left	Thru	Right	U	Left	Thru	Right	U	Left	Thru	Right	U	Left	Thru	Right	U		
All Vehicles	0	96	0	0	0	192	0	0	0	0	0	0	0	0	0	0	288	
Heavy Trucks	0	0	0	0	0	4	0	0	0	0	0	0	0	0	0	0	4	
Pedestrians	0	0	0	0	0	0	0	0	8	8	0	0	8	8	0	0	16	
Bicycles	0	0	0	0	0	0	0	0	0	0	0	0	0	0	0	0	0	
Railroad																		
Stopped Buses																		

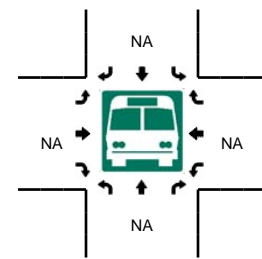
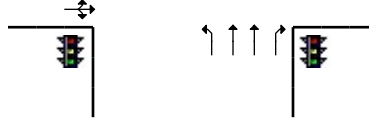
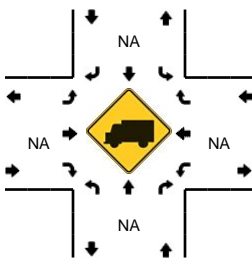
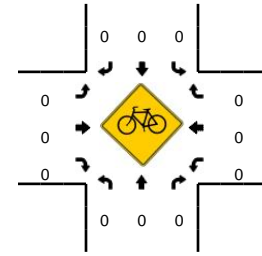
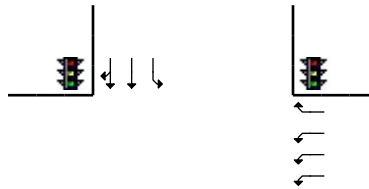
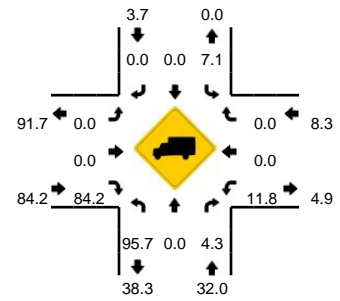
Comments:

LOCATION: Eisenhower Blvd -- SE 20th St
CITY/STATE: Fort Lauderdale, FL

QC JOB #: 11348650
DATE: Fri, Oct 11 2013



Peak-Hour: 5:00 AM -- 6:00 AM
Peak 15-Min: 5:45 AM -- 6:00 AM

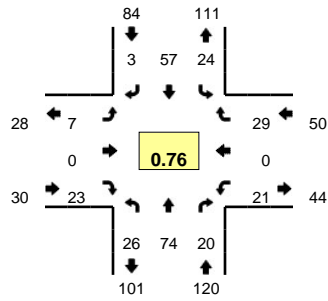


15-Min Count Period Beginning At	Eisenhower Blvd (Northbound)				Eisenhower Blvd (Southbound)				SE 20th St (Eastbound)				SE 20th St (Westbound)				Total	Hourly Totals
	Left	Thru	Right	U	Left	Thru	Right	U	Left	Thru	Right	U	Left	Thru	Right	U		
12:00 AM	3	1	1	0	1	0	0	0	0	0	2	0	2	0	0	0	10	
12:15 AM	2	0	1	0	0	0	0	0	0	1	3	0	2	0	0	0	9	
12:30 AM	3	0	0	0	0	0	0	0	0	0	5	0	10	0	0	0	18	
12:45 AM	1	0	1	0	0	0	0	0	0	0	3	0	2	0	0	0	7	44
1:00 AM	2	0	1	0	0	0	0	0	0	0	2	0	2	0	0	0	7	41
1:15 AM	2	1	0	0	0	0	0	0	0	0	3	0	0	0	0	0	6	38
1:30 AM	1	1	1	0	0	1	0	0	0	0	2	0	2	0	0	0	8	28
1:45 AM	4	0	0	0	0	1	0	0	0	0	0	0	2	0	0	0	7	28
2:00 AM	0	1	1	0	0	0	0	0	0	0	3	0	0	0	0	0	5	26
2:15 AM	1	1	0	0	0	0	0	0	0	0	2	0	0	0	0	0	4	24
2:30 AM	3	0	1	0	1	1	1	0	0	0	2	0	0	1	1	0	11	27
2:45 AM	3	0	0	0	0	0	0	0	0	0	2	0	0	0	0	0	5	25
3:00 AM	2	0	0	0	0	0	0	0	0	0	4	0	0	0	0	0	6	26
3:15 AM	4	0	2	0	0	0	0	0	0	0	2	0	1	0	0	0	9	31
3:30 AM	0	0	1	0	0	0	0	0	0	0	2	0	1	0	0	0	4	24
3:45 AM	4	0	0	0	0	0	0	0	0	0	3	0	1	0	0	0	8	27
4:00 AM	5	2	0	0	0	1	0	0	0	0	3	0	0	0	0	0	11	32
4:15 AM	4	0	1	0	0	0	0	0	0	0	4	0	0	0	0	0	9	32
4:30 AM	3	0	3	0	0	0	0	0	0	0	1	0	0	0	1	0	8	36
4:45 AM	8	2	19	1	0	1	0	0	0	0	5	0	0	0	0	0	36	64
5:00 AM	6	2	15	0	1	2	0	0	0	0	4	0	2	0	0	0	32	85
5:15 AM	5	1	8	0	4	1	0	1	0	0	4	0	2	0	1	0	27	103
5:30 AM	7	1	10	0	4	2	0	0	0	0	6	0	5	0	4	1	40	135
5:45 AM	5	1	14	0	4	7	1	0	0	0	5	0	7	0	2	0	46	145
Peak 15-Min Flowrates	Northbound				Southbound				Eastbound				Westbound				Total	
	Left	Thru	Right	U	Left	Thru	Right	U	Left	Thru	Right	U	Left	Thru	Right	U		
All Vehicles	20	4	56	0	16	28	4	0	0	0	20	0	28	0	8	0	184	
Heavy Trucks	20	0	4		0	0	0		0	0	16		4	0	0		44	
Pedestrians	0				0				0				0				0	
Bicycles	0	0	0		0	0	0		0	0	0		0	0	0		0	
Railroad																		
Stopped Buses																		

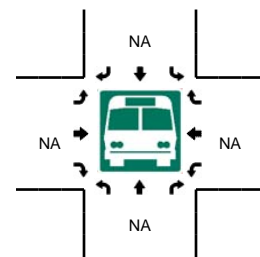
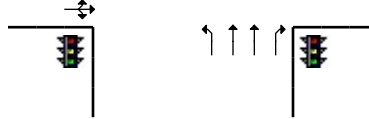
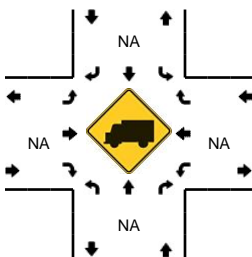
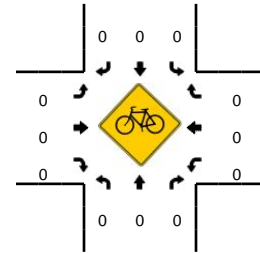
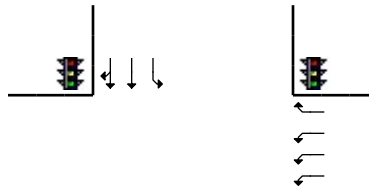
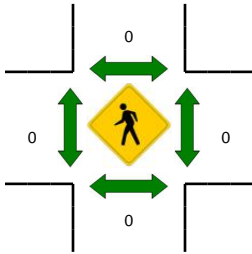
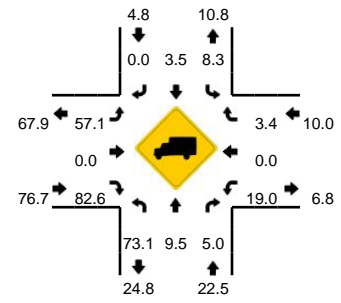
Comments:

LOCATION: Eisenhower Blvd -- SE 20th St
CITY/STATE: Fort Lauderdale, FL

QC JOB #: 11348651
DATE: Fri, Oct 11 2013



Peak-Hour: 11:00 AM -- 12:00 PM
Peak 15-Min: 11:45 AM -- 12:00 PM

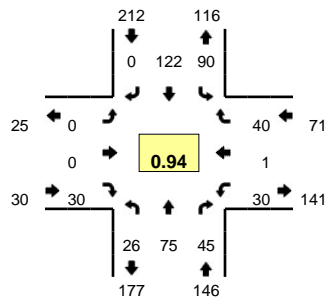


15-Min Count Period Beginning At	Eisenhower Blvd (Northbound)				Eisenhower Blvd (Southbound)				SE 20th St (Eastbound)				SE 20th St (Westbound)				Total	Hourly Totals
	Left	Thru	Right	U	Left	Thru	Right	U	Left	Thru	Right	U	Left	Thru	Right	U		
6:00 AM	3	3	16	0	4	2	0	0	1	0	6	0	13	0	1	0	49	
6:15 AM	4	1	18	0	2	6	0	0	0	0	4	0	22	0	3	0	60	
6:30 AM	7	3	22	0	5	6	1	0	0	0	4	0	11	0	1	1	61	
6:45 AM	6	8	22	0	8	9	2	0	0	0	3	0	12	0	3	1	74	244
7:00 AM	9	10	18	0	5	10	0	0	0	0	6	0	15	0	4	1	78	273
7:15 AM	2	2	13	0	12	9	0	0	0	0	8	0	11	0	3	2	62	275
7:30 AM	5	7	5	1	10	14	0	0	0	0	7	0	6	0	7	1	63	277
7:45 AM	3	4	12	0	7	16	0	0	0	0	4	0	5	0	2	1	54	257
8:00 AM	3	8	13	0	4	12	1	0	0	0	8	0	8	0	8	3	68	247
8:15 AM	4	13	6	0	6	8	0	0	0	0	7	0	9	0	4	1	58	243
8:30 AM	4	8	7	1	4	10	0	0	0	0	2	0	7	0	3	0	46	226
8:45 AM	8	11	5	0	2	12	0	0	1	0	3	0	8	0	4	0	54	226
9:00 AM	2	11	15	0	8	10	2	0	0	0	6	0	2	0	6	0	62	220
9:15 AM	3	7	8	0	6	8	2	0	0	0	4	0	0	0	5	0	43	205
9:30 AM	3	5	3	0	5	9	0	0	0	0	3	0	7	0	4	0	39	198
9:45 AM	4	12	7	0	11	7	0	0	0	0	1	0	8	0	7	1	58	202
10:00 AM	7	9	10	0	12	16	0	0	3	0	2	0	2	0	8	0	69	209
10:15 AM	9	7	8	1	7	13	0	0	1	0	4	0	3	0	2	0	55	221
10:30 AM	5	12	3	0	6	4	0	0	0	0	5	0	7	0	10	0	52	234
10:45 AM	5	8	8	0	6	8	3	1	0	0	3	0	5	0	9	0	56	232
11:00 AM	7	13	3	1	5	11	1	0	4	0	9	0	6	0	9	0	69	232
11:15 AM	5	17	4	0	1	6	0	1	1	0	3	0	1	0	5	1	45	222
11:30 AM	7	13	7	0	11	17	1	0	2	0	6	0	6	0	7	0	77	247
11:45 AM	6	31	6	0	6	23	1	0	0	0	5	0	7	0	8	0	93	284
Peak 15-Min Flowrates	Northbound				Southbound				Eastbound				Westbound				Total	
	Left	Thru	Right	U	Left	Thru	Right	U	Left	Thru	Right	U	Left	Thru	Right	U		
All Vehicles	24	124	24	0	24	92	4	0	0	0	20	0	28	0	32	0	372	
Heavy Trucks	24	8	0		8	0	0		0	0	16		8	0	4		68	
Pedestrians		0				0				0				0			0	
Bicycles		0				0				0				0			0	
Railroad																		
Stopped Buses																		

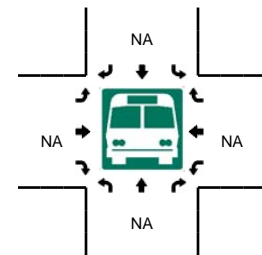
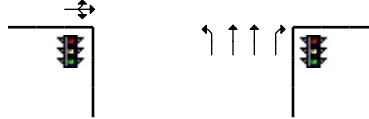
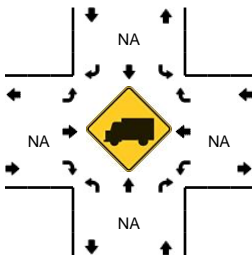
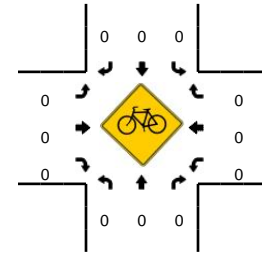
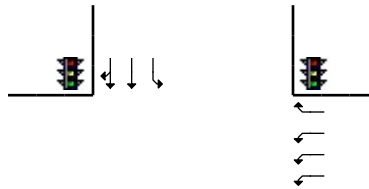
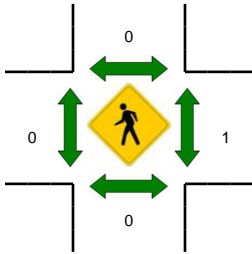
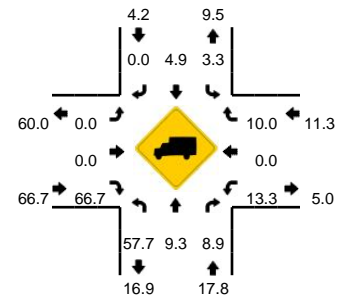
Comments:

LOCATION: Eisenhower Blvd -- SE 20th St
CITY/STATE: Fort Lauderdale, FL

QC JOB #: 11348662
DATE: Fri, Oct 11 2013



Peak-Hour: 12:30 PM -- 1:30 PM
Peak 15-Min: 12:45 PM -- 1:00 PM

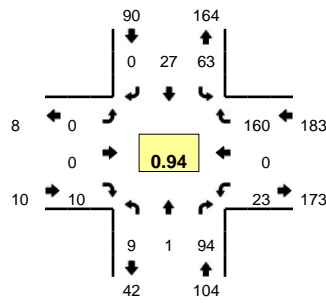


15-Min Count Period Beginning At	Eisenhower Blvd (Northbound)				Eisenhower Blvd (Southbound)				SE 20th St (Eastbound)				SE 20th St (Westbound)				Total	Hourly Totals
	Left	Thru	Right	U	Left	Thru	Right	U	Left	Thru	Right	U	Left	Thru	Right	U		
12:00 PM	10	43	4	0	6	18	1	0	0	0	6	0	7	0	11	0	106	
12:15 PM	10	24	7	0	10	33	1	0	1	0	13	0	3	0	7	0	109	
12:30 PM	5	25	12	0	12	39	0	0	0	0	3	0	0	0	9	4	109	
12:45 PM	7	15	7	1	24	33	0	0	0	0	9	0	11	1	13	1	122	446
1:00 PM	6	15	13	1	24	29	0	1	0	0	9	0	4	0	8	0	110	450
1:15 PM	6	20	13	0	29	21	0	0	0	0	9	0	8	0	10	2	118	459
1:30 PM	6	9	7	0	28	26	0	0	1	0	11	0	5	0	12	2	107	457
1:45 PM	6	12	15	0	18	26	0	0	0	0	5	0	10	0	5	0	97	432
2:00 PM	2	11	9	0	22	14	1	0	1	0	3	0	11	0	10	1	85	407
2:15 PM	6	7	5	0	15	12	0	0	1	1	4	0	12	0	7	0	70	359
2:30 PM	4	11	9	0	9	11	0	0	0	0	2	0	9	0	23	1	79	331
2:45 PM	7	6	12	0	15	10	1	1	1	0	5	0	12	0	20	0	90	324
3:00 PM	3	8	4	0	7	5	1	1	0	0	6	0	13	0	15	0	63	302
3:15 PM	1	7	12	1	12	7	0	0	0	0	4	0	10	0	12	1	67	299
3:30 PM	3	10	3	0	22	13	0	0	1	0	2	0	8	0	18	1	81	301
3:45 PM	4	3	7	0	13	6	0	0	1	0	4	0	10	0	18	0	66	277
4:00 PM	4	16	7	0	16	6	1	0	1	0	6	0	11	1	17	0	86	300
4:15 PM	3	7	4	0	19	9	0	1	0	1	3	0	7	0	18	2	74	307
4:30 PM	2	7	6	0	16	12	0	1	0	0	1	0	6	0	13	0	64	290
4:45 PM	4	16	6	0	19	11	2	0	1	0	5	0	9	0	14	0	87	311
5:00 PM	2	18	1	0	19	8	0	1	0	0	3	0	12	0	14	1	79	304
5:15 PM	0	20	15	0	22	7	0	0	0	0	3	0	6	0	20	0	93	323
5:30 PM	5	7	6	0	22	10	0	1	0	0	1	0	3	0	10	1	66	325
5:45 PM	0	9	10	0	18	12	0	0	0	0	3	0	4	0	16	0	72	310
Peak 15-Min Flowrates	Northbound				Southbound				Eastbound				Westbound				Total	
	Left	Thru	Right	U	Left	Thru	Right	U	Left	Thru	Right	U	Left	Thru	Right	U		
All Vehicles	28	60	28	4	96	132	0	0	0	0	36	0	44	4	52	4	488	
Heavy Trucks	20	4	4		4	8	0		0	0	20		4	0	12		76	
Pedestrians	0				0				0				4				4	
Bicycles	0	0	0		0	0	0		0	0	0		0	0	0		0	
Railroad																	0	
Stopped Buses																		

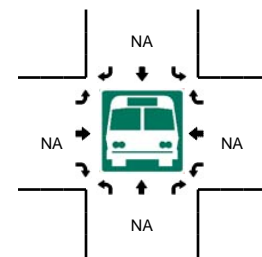
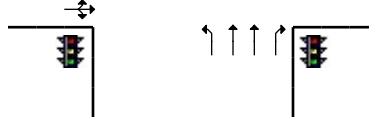
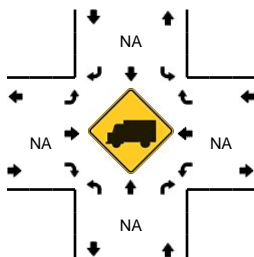
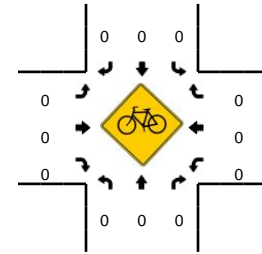
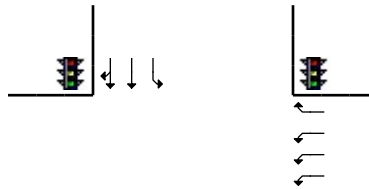
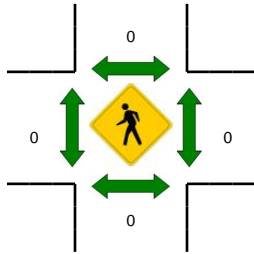
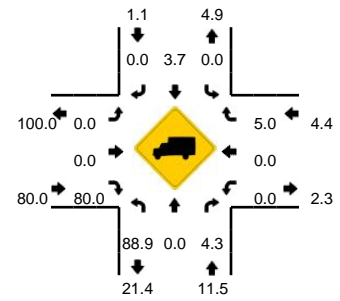
Comments:

LOCATION: Eisenhower Blvd -- SE 20th St
CITY/STATE: Fort Lauderdale, FL

QC JOB #: 11348663
DATE: Fri, Oct 11 2013



Peak-Hour: 10:30 PM -- 11:30 PM
Peak 15-Min: 11:15 PM -- 11:30 PM

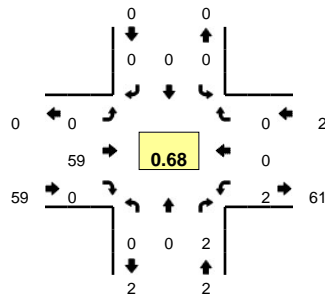


15-Min Count Period Beginning At	Eisenhower Blvd (Northbound)				Eisenhower Blvd (Southbound)				SE 20th St (Eastbound)				SE 20th St (Westbound)				Total	Hourly Totals
	Left	Thru	Right	U	Left	Thru	Right	U	Left	Thru	Right	U	Left	Thru	Right	U		
6:00 PM	3	4	8	0	30	10	0	0	0	0	7	0	9	0	14	0	85	
6:15 PM	2	5	9	0	22	10	0	1	0	0	0	0	6	0	8	0	63	
6:30 PM	1	3	9	0	26	9	0	0	1	0	2	0	3	0	18	0	72	
6:45 PM	2	4	9	0	20	5	0	1	0	0	3	0	0	0	17	1	62	282
7:00 PM	2	6	7	0	17	4	0	0	0	0	1	0	0	0	21	0	58	255
7:15 PM	3	6	6	0	17	3	0	0	0	1	4	0	0	0	19	1	60	252
7:30 PM	6	5	7	1	12	6	0	0	0	0	1	0	0	0	23	0	61	241
7:45 PM	2	2	8	0	6	5	0	0	0	1	2	0	1	0	36	0	63	242
8:00 PM	2	3	6	0	10	0	1	0	0	0	3	0	0	0	25	0	50	234
8:15 PM	4	3	6	0	15	2	0	0	0	1	5	0	1	0	34	1	72	246
8:30 PM	1	1	5	0	4	1	0	0	0	0	5	0	0	0	26	1	44	229
8:45 PM	5	1	25	0	4	3	0	0	0	0	2	0	0	0	47	1	88	254
9:00 PM	5	1	12	0	6	4	1	0	0	0	3	0	0	0	37	0	69	273
9:15 PM	5	3	10	0	10	0	0	0	0	0	6	0	0	0	57	2	93	294
9:30 PM	4	0	20	0	5	1	0	0	0	0	1	0	0	0	38	0	69	319
9:45 PM	4	1	17	1	5	0	0	0	0	0	5	0	1	0	26	1	61	292
10:00 PM	2	2	14	0	7	1	1	2	0	0	3	0	0	0	19	1	52	275
10:15 PM	2	0	20	0	6	1	0	0	0	0	6	0	0	0	23	5	63	245
10:30 PM	3	0	34	0	9	0	0	3	0	0	4	0	0	0	39	5	97	273
10:45 PM	3	0	21	0	15	6	0	0	0	0	1	0	0	0	43	4	93	305
11:00 PM	0	1	21	0	18	11	0	0	0	0	2	0	1	0	36	4	94	347
11:15 PM	2	0	18	1	18	10	0	0	0	0	3	0	3	0	42	6	103	387
11:30 PM	3	1	16	0	14	1	0	0	0	0	0	0	0	0	16	1	52	342
11:45 PM	5	1	12	0	23	4	1	0	0	0	0	0	0	0	8	4	58	307
Peak 15-Min Flowrates	Northbound				Southbound				Eastbound				Westbound				Total	
	Left	Thru	Right	U	Left	Thru	Right	U	Left	Thru	Right	U	Left	Thru	Right	U		
All Vehicles	8	0	72	4	72	40	0	0	0	0	12	0	12	0	168	24	412	
Heavy Trucks	8	0	4		0	0	0		0	0	8		0	0	4		24	
Pedestrians																	0	
Bicycles																	0	
Railroad																	0	
Stopped Buses																	0	

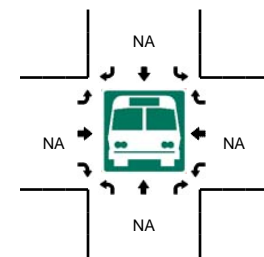
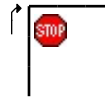
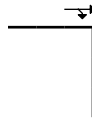
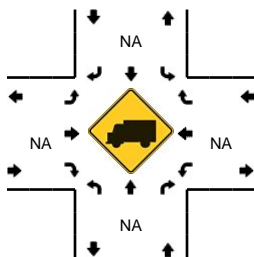
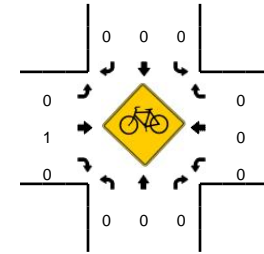
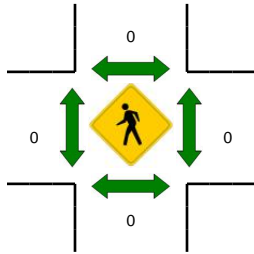
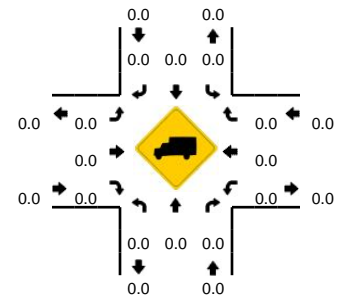
Comments:

LOCATION: West Dwy (Main Surface Lot) -- SE 17th St Ramp
CITY/STATE: Fort Lauderdale, FL

QC JOB #: 11348652
DATE: Fri, Oct 11 2013



Peak-Hour: 12:00 AM -- 1:00 AM
Peak 15-Min: 12:00 AM -- 12:15 AM

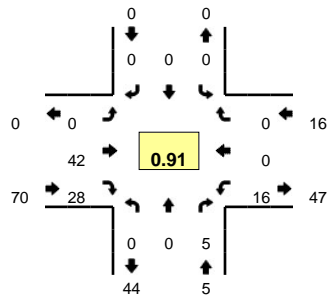


15-Min Count Period Beginning At	West Dwy (Main Surface Lot) (Northbound)				West Dwy (Main Surface Lot) (Southbound)				SE 17th St Ramp (Eastbound)				SE 17th St Ramp (Westbound)				Total	Hourly Totals
	Left	Thru	Right	U	Left	Thru	Right	U	Left	Thru	Right	U	Left	Thru	Right	U		
12:00 AM	0	0	1	0	0	0	0	0	0	21	0	0	1	0	0	0	23	
12:15 AM	0	0	0	0	0	0	0	0	0	11	0	0	0	0	0	0	11	
12:30 AM	0	0	1	0	0	0	0	0	0	15	0	0	1	0	0	0	17	
12:45 AM	0	0	0	0	0	0	0	0	0	12	0	0	0	0	0	0	12	63
1:00 AM	0	0	0	0	0	0	0	0	0	14	0	0	0	0	0	0	14	54
1:15 AM	0	0	2	0	0	0	0	0	0	12	1	0	2	0	0	0	17	60
1:30 AM	0	0	1	0	0	0	0	0	0	8	0	0	0	0	0	0	9	52
1:45 AM	0	0	0	0	0	0	0	0	0	4	0	0	0	0	0	0	4	44
2:00 AM	0	0	0	0	0	0	0	0	0	2	0	0	0	0	0	0	2	32
2:15 AM	0	0	0	0	0	0	0	0	0	2	0	0	0	0	0	0	2	17
2:30 AM	0	0	0	0	0	0	0	0	0	1	0	0	0	0	0	0	1	9
2:45 AM	0	0	0	0	0	0	0	0	0	1	0	0	0	0	0	0	1	6
3:00 AM	0	0	0	0	0	0	0	0	0	1	0	0	0	0	0	0	1	5
3:15 AM	0	0	1	0	0	0	0	0	0	0	0	0	1	0	0	0	2	5
3:30 AM	0	0	0	0	0	0	0	0	0	0	0	0	0	0	0	0	0	4
3:45 AM	0	0	0	0	0	0	0	0	0	2	0	0	0	0	0	0	2	5
4:00 AM	0	0	0	0	0	0	0	0	0	1	0	0	0	0	0	0	1	5
4:15 AM	0	0	0	0	0	0	0	0	0	1	0	0	0	0	0	0	1	4
4:30 AM	0	0	0	0	0	0	0	0	0	0	0	0	0	0	0	0	0	4
4:45 AM	0	0	0	0	0	0	0	0	0	2	0	0	0	0	0	0	2	4
5:00 AM	0	0	0	0	0	0	0	0	0	3	0	0	0	0	0	0	3	6
5:15 AM	0	0	0	0	0	0	0	0	0	2	0	0	0	0	0	0	2	7
5:30 AM	0	0	1	0	0	0	0	0	0	5	1	0	1	0	0	0	8	15
5:45 AM	0	0	0	0	0	0	0	0	0	11	0	0	0	0	0	0	11	24
Peak 15-Min Flowrates	Northbound				Southbound				Eastbound				Westbound				Total	
	Left	Thru	Right	U	Left	Thru	Right	U	Left	Thru	Right	U	Left	Thru	Right	U		
All Vehicles	0	0	4	0	0	0	0	0	0	84	0	0	4	0	0	0	92	
Heavy Trucks	0	0	0	0	0	0	0	0	0	0	0	0	0	0	0	0	0	
Pedestrians	0	0	0	0	0	0	0	0	0	0	0	0	0	0	0	0	0	
Bicycles	0	0	0	0	0	0	0	0	0	0	0	0	0	0	0	0	0	
Railroad																		
Stopped Buses																		

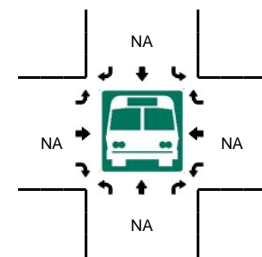
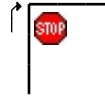
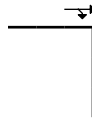
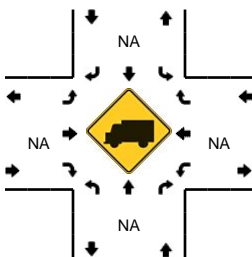
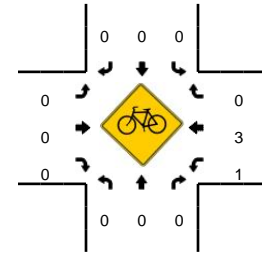
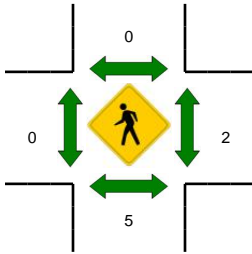
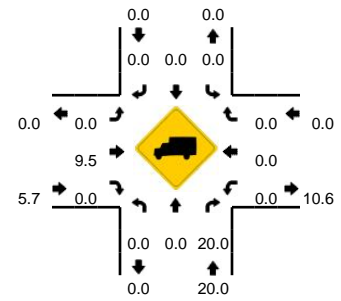
Comments:

LOCATION: West Dwy (Main Surface Lot) -- SE 17th St Ramp
CITY/STATE: Fort Lauderdale, FL

QC JOB #: 11348653
DATE: Fri, Oct 11 2013



Peak-Hour: 8:15 AM -- 9:15 AM
Peak 15-Min: 8:45 AM -- 9:00 AM



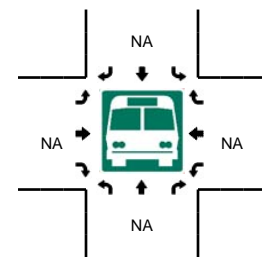
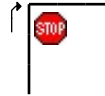
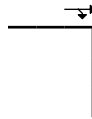
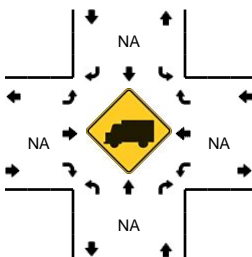
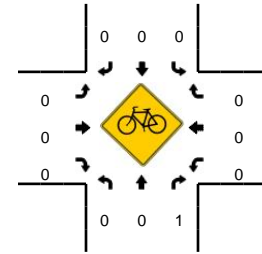
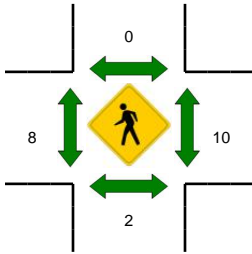
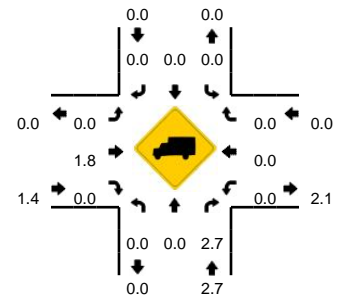
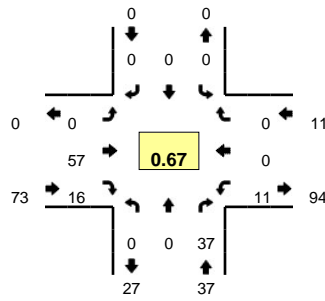
15-Min Count Period Beginning At	West Dwy (Main Surface Lot) (Northbound)				West Dwy (Main Surface Lot) (Southbound)				SE 17th St Ramp (Eastbound)				SE 17th St Ramp (Westbound)				Total	Hourly Totals
	Left	Thru	Right	U	Left	Thru	Right	U	Left	Thru	Right	U	Left	Thru	Right	U		
6:00 AM	0	0	2	0	0	0	0	0	0	3	0	0	0	0	0	0	5	
6:15 AM	0	0	0	0	0	0	0	0	0	7	1	0	1	0	0	0	9	
6:30 AM	0	0	0	0	0	0	0	0	0	10	0	0	0	0	0	0	10	
6:45 AM	0	0	1	0	0	0	0	0	0	9	1	0	2	0	0	0	13	37
7:00 AM	0	0	0	0	0	0	0	0	0	7	1	0	0	0	0	0	8	40
7:15 AM	0	0	0	0	0	0	0	0	0	8	1	0	0	0	0	0	9	40
7:30 AM	0	0	2	0	0	0	0	0	0	3	2	0	3	0	0	0	10	40
7:45 AM	0	0	0	0	0	0	0	0	0	11	4	0	3	0	0	0	18	45
8:00 AM	0	0	2	0	0	0	0	0	0	5	8	0	3	0	0	0	18	55
8:15 AM	0	0	1	0	0	0	0	0	0	11	8	0	2	0	0	0	22	68
8:30 AM	0	0	1	0	0	0	0	0	0	8	9	0	2	0	0	0	20	78
8:45 AM	0	0	2	0	0	0	0	0	0	12	5	0	6	0	0	0	25	85
9:00 AM	0	0	1	0	0	0	0	0	0	11	6	0	6	0	0	0	24	91
9:15 AM	0	0	2	0	0	0	0	0	0	9	4	0	2	0	0	0	17	86
9:30 AM	0	0	3	0	0	0	0	0	0	6	4	0	3	0	0	0	16	82
9:45 AM	0	0	4	0	0	0	0	0	0	3	8	0	3	0	0	0	18	75
10:00 AM	0	0	3	0	0	0	0	0	0	3	2	0	1	0	0	0	9	60
10:15 AM	0	0	5	0	0	0	0	0	0	10	2	0	3	0	0	0	20	63
10:30 AM	0	0	1	0	0	0	0	0	0	14	3	0	1	0	0	0	19	66
10:45 AM	0	0	1	0	0	0	0	0	0	6	7	0	0	0	0	1	15	63
11:00 AM	0	0	3	1	0	0	0	0	0	6	1	0	3	0	0	1	15	69
11:15 AM	0	0	1	0	0	0	0	0	0	5	5	0	2	0	0	0	13	62
11:30 AM	0	0	6	0	0	0	0	0	0	9	3	0	0	0	0	0	18	61
11:45 AM	0	0	7	0	0	0	0	0	0	4	5	0	1	0	0	0	17	63
Peak 15-Min Flowrates	Northbound				Southbound				Eastbound				Westbound				Total	
	Left	Thru	Right	U	Left	Thru	Right	U	Left	Thru	Right	U	Left	Thru	Right	U		
All Vehicles	0	0	8	0	0	0	0	0	0	48	20	0	24	0	0	0	100	
Heavy Trucks	0	0	0		0	0	0		0	4	0		0	0	0		4	
Pedestrians	0				0				0	0			0	0			0	
Bicycles	0	0	0		0	0	0		0	0	0		0	0	0		0	
Railroad																		
Stopped Buses																		

Comments:

LOCATION: West Dwy (Main Surface Lot) -- SE 17th St Ramp
CITY/STATE: Fort Lauderdale, FL

QC JOB #: 11348664
DATE: Fri, Oct 11 2013

Peak-Hour: 5:00 PM -- 6:00 PM
Peak 15-Min: 5:00 PM -- 5:15 PM

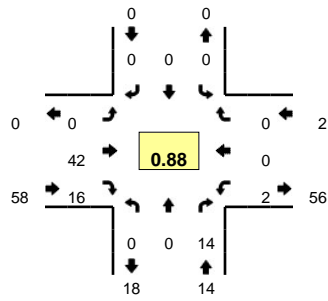


15-Min Count Period Beginning At	West Dwy (Main Surface Lot) (Northbound)				West Dwy (Main Surface Lot) (Southbound)				SE 17th St Ramp (Eastbound)				SE 17th St Ramp (Westbound)				Total	Hourly Totals
	Left	Thru	Right	U	Left	Thru	Right	U	Left	Thru	Right	U	Left	Thru	Right	U		
12:00 PM	0	0	4	0	0	0	0	0	0	4	4	0	1	0	0	0	13	
12:15 PM	0	0	8	0	0	0	0	0	0	5	1	0	3	0	0	1	18	
12:30 PM	0	0	5	0	0	0	0	0	0	14	4	0	0	0	0	0	23	
12:45 PM	0	0	9	0	0	0	0	0	0	8	6	0	2	0	0	0	25	79
1:00 PM	0	0	9	0	0	0	0	0	0	9	6	0	3	0	0	0	27	93
1:15 PM	0	0	5	0	0	0	0	0	0	15	9	0	2	0	0	0	31	106
1:30 PM	0	0	4	0	0	0	0	0	0	9	6	0	1	0	0	0	20	103
1:45 PM	0	0	7	0	0	0	0	0	0	10	8	0	2	0	0	0	27	105
2:00 PM	0	0	5	0	0	0	0	0	0	10	3	0	3	0	0	0	21	99
2:15 PM	0	0	5	0	0	0	0	0	0	17	5	0	2	0	0	0	29	97
2:30 PM	0	0	3	0	0	0	0	0	0	17	2	0	1	0	0	0	23	100
2:45 PM	0	0	3	0	0	0	0	0	0	8	6	0	0	0	0	0	17	90
3:00 PM	0	0	3	0	0	0	0	0	0	10	2	0	3	0	0	0	18	87
3:15 PM	0	0	1	0	0	0	0	0	0	6	1	0	1	0	0	0	9	67
3:30 PM	0	0	2	0	0	0	0	0	0	9	2	0	0	0	0	0	13	57
3:45 PM	0	0	3	0	0	0	0	0	0	13	3	0	3	0	0	0	22	62
4:00 PM	0	0	7	0	0	0	0	0	0	7	5	0	3	0	0	0	22	66
4:15 PM	0	0	5	0	0	0	0	0	0	9	2	0	2	0	0	0	18	75
4:30 PM	0	0	6	0	0	0	0	0	0	17	8	0	0	0	0	0	31	93
4:45 PM	0	0	6	0	0	0	0	0	0	9	3	0	2	0	0	0	20	91
5:00 PM	0	0	12	0	0	0	0	0	0	18	8	0	7	0	0	0	45	114
5:15 PM	0	0	9	0	0	0	0	0	0	12	1	0	1	0	0	0	23	119
5:30 PM	0	0	9	0	0	0	0	0	0	14	2	0	1	0	0	0	26	114
5:45 PM	0	0	7	0	0	0	0	0	0	13	5	0	2	0	0	0	27	121
Peak 15-Min Flowrates	Northbound				Southbound				Eastbound				Westbound				Total	
	Left	Thru	Right	U	Left	Thru	Right	U	Left	Thru	Right	U	Left	Thru	Right	U		
All Vehicles	0	0	48	0	0	0	0	0	0	72	32	0	28	0	0	0	180	
Heavy Trucks	0	0	0	0	0	0	0	0	0	0	0	0	0	0	0	0	0	
Pedestrians		4				0				16				28			48	
Bicycles	0	0	0	0	0	0	0	0	0	0	0	0	0	0	0	0	0	
Railroad																		
Stopped Buses																		

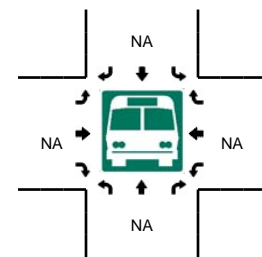
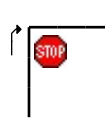
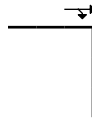
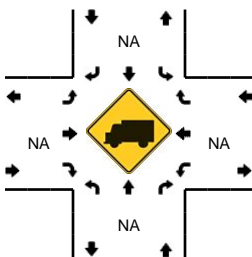
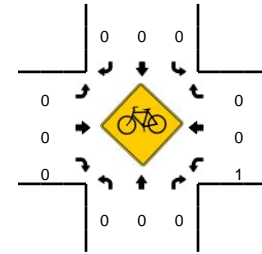
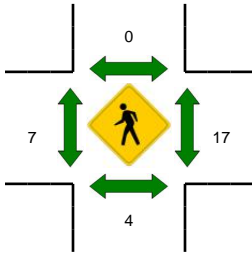
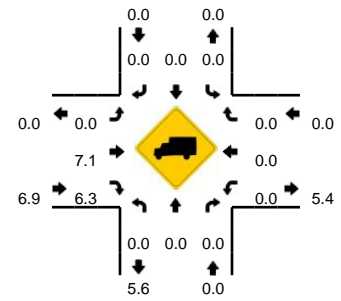
Comments:

LOCATION: West Dwy (Main Surface Lot) -- SE 17th St Ramp
CITY/STATE: Fort Lauderdale, FL

QC JOB #: 11348665
DATE: Fri, Oct 11 2013



Peak-Hour: 6:00 PM -- 7:00 PM
Peak 15-Min: 6:00 PM -- 6:15 PM

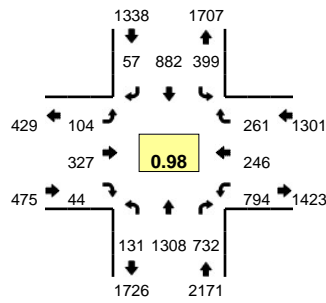


15-Min Count Period Beginning At	West Dwy (Main Surface Lot) (Northbound)				West Dwy (Main Surface Lot) (Southbound)				SE 17th St Ramp (Eastbound)				SE 17th St Ramp (Westbound)				Total	Hourly Totals
	Left	Thru	Right	U	Left	Thru	Right	U	Left	Thru	Right	U	Left	Thru	Right	U		
6:00 PM	0	0	3	0	0	0	0	0	0	7	10	0	1	0	0	0	21	
6:15 PM	0	0	2	0	0	0	0	0	0	11	4	0	0	0	0	0	17	
6:30 PM	0	0	4	0	0	0	0	0	0	11	2	0	0	0	0	0	17	
6:45 PM	0	0	5	0	0	0	0	0	0	13	0	0	1	0	0	0	19	74
7:00 PM	0	0	1	0	0	0	0	0	0	7	1	0	0	0	0	0	9	62
7:15 PM	0	0	2	0	0	0	0	0	0	13	4	0	2	0	0	0	21	66
7:30 PM	0	0	6	0	0	0	0	0	0	9	4	0	1	0	0	0	20	69
7:45 PM	0	0	3	0	0	0	0	0	0	8	6	0	2	0	0	0	19	69
8:00 PM	0	0	2	0	0	0	0	0	0	7	3	0	1	0	0	0	13	73
8:15 PM	0	0	2	0	0	0	0	0	0	10	5	0	0	0	0	0	17	69
8:30 PM	0	0	0	0	0	0	0	0	0	5	6	0	0	0	0	0	11	60
8:45 PM	0	0	2	0	0	0	0	0	0	8	1	0	0	0	0	0	11	52
9:00 PM	0	0	1	0	0	0	0	0	0	8	2	0	1	0	0	0	12	51
9:15 PM	0	0	2	0	0	0	0	0	0	8	1	0	2	0	0	0	13	47
9:30 PM	0	0	2	0	0	0	0	0	0	7	0	0	0	0	0	0	9	45
9:45 PM	0	0	0	0	0	0	0	0	0	7	0	0	1	0	0	0	8	42
10:00 PM	0	0	0	0	0	0	0	0	0	8	0	0	0	0	0	0	8	38
10:15 PM	0	0	0	0	0	0	0	0	0	10	0	0	0	0	0	0	10	35
10:30 PM	0	0	0	0	0	0	0	0	0	11	1	0	0	0	0	0	12	38
10:45 PM	0	0	1	0	0	0	0	0	0	8	1	0	0	0	0	0	10	40
11:00 PM	0	0	1	0	0	0	0	0	0	11	4	0	0	0	0	0	16	48
11:15 PM	0	0	4	0	0	0	0	0	0	7	1	0	1	0	0	0	13	51
11:30 PM	0	0	5	0	0	0	0	0	0	8	0	0	1	0	0	0	14	53
11:45 PM	0	0	0	0	0	0	0	0	0	5	2	0	2	0	0	0	9	52
Peak 15-Min Flowrates	Northbound				Southbound				Eastbound				Westbound				Total	
	Left	Thru	Right	U	Left	Thru	Right	U	Left	Thru	Right	U	Left	Thru	Right	U		
All Vehicles	0	0	12	0	0	0	0	0	0	28	40	0	4	0	0	0	84	
Heavy Trucks	0	0	0	0	0	0	0	0	0	4	4	0	0	0	0	0	8	
Pedestrians		4				0				8				20			32	
Bicycles	0	0	0		0	0	0		0	0	0		0	0	0		0	
Railroad																	0	
Stopped Buses																		

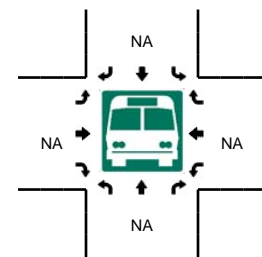
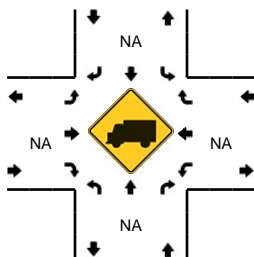
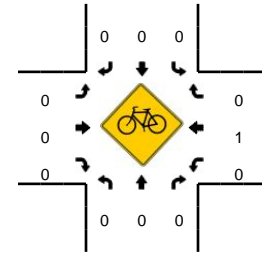
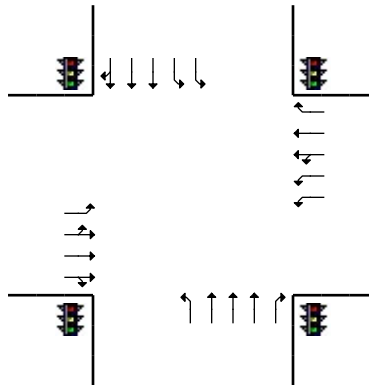
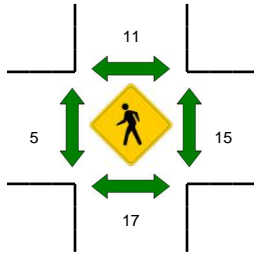
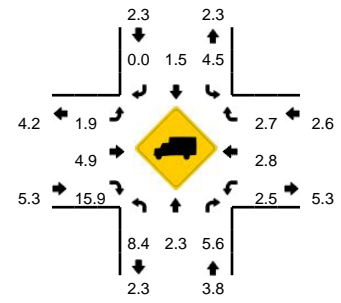
Comments:

LOCATION: Federal Hwy -- SE 17th St
CITY/STATE: Fort Lauderdale, FL

QC JOB #: 11348617
DATE: Fri, Oct 11 2013



Peak-Hour: 8:00 AM -- 9:00 AM
Peak 15-Min: 8:00 AM -- 8:15 AM

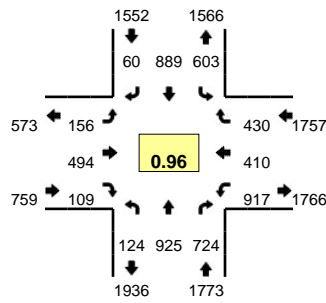


15-Min Count Period Beginning At	Federal Hwy (Northbound)				Federal Hwy (Southbound)				SE 17th St (Eastbound)				SE 17th St (Westbound)				Total	Hourly Totals
	Left	Thru	Right	U	Left	Thru	Right	U	Left	Thru	Right	U	Left	Thru	Right	U		
7:00 AM	8	166	133	1	46	159	5	9	9	28	11	0	138	29	33	0	775	
7:15 AM	20	256	165	2	64	206	10	11	13	45	8	0	126	25	50	0	1001	
7:30 AM	24	230	161	6	107	237	8	9	29	50	8	1	172	50	63	0	1155	
7:45 AM	27	348	192	2	77	240	9	7	41	72	15	0	174	61	57	1	1323	4254
8:00 AM	36	337	199	1	95	235	9	13	32	76	10	1	197	61	46	0	1348	4827
8:15 AM	25	322	185	3	92	213	17	10	20	87	8	0	205	61	60	0	1308	5134
8:30 AM	29	346	168	2	77	220	20	7	28	83	10	0	188	52	63	0	1293	5272
8:45 AM	35	303	180	0	100	214	11	5	23	81	16	0	204	72	92	0	1336	5285
Peak 15-Min Flowrates	Northbound				Southbound				Eastbound				Westbound				Total	
All Vehicles	144	1348	796	4	380	940	36	52	128	304	40	4	788	244	184	0	5392	
Heavy Trucks	16	16	16		32	12	0		0	8	8		12	8	8		136	
Pedestrians		16				16				0				32				64
Bicycles	0	0	0		0	0	0		0	0	0		0	1	0			1
Railroad																		
Stopped Buses																		

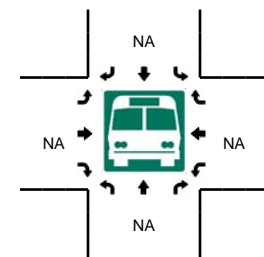
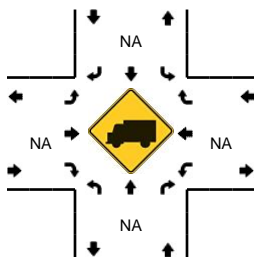
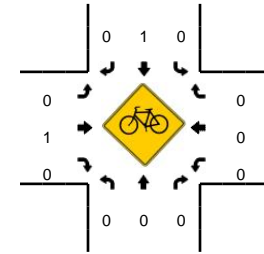
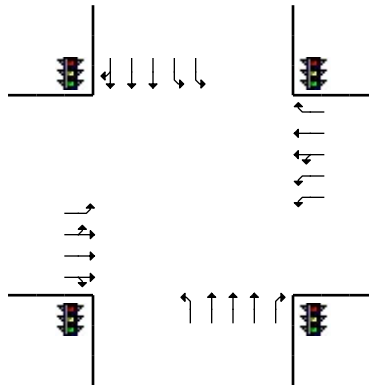
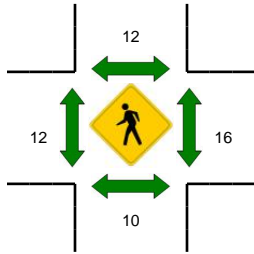
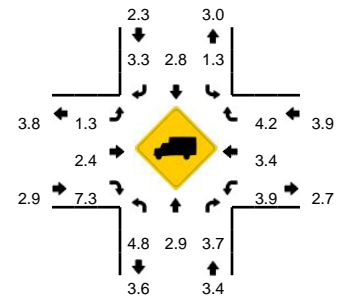
Comments: N/A

LOCATION: Federal Hwy -- SE 17th St
CITY/STATE: Fort Lauderdale, FL

QC JOB #: 11348618
DATE: Fri, Oct 11 2013



Peak-Hour: 12:00 PM -- 1:00 PM
Peak 15-Min: 12:45 PM -- 1:00 PM



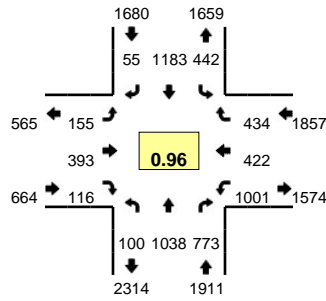
15-Min Count Period Beginning At	Federal Hwy (Northbound)				Federal Hwy (Southbound)				SE 17th St (Eastbound)				SE 17th St (Westbound)				Total	Hourly Totals
	Left	Thru	Right	U	Left	Thru	Right	U	Left	Thru	Right	U	Left	Thru	Right	U		
11:00 AM	14	205	177	1	73	193	13	4	18	96	13	0	195	76	85	0	1163	
11:15 AM	17	212	173	4	102	228	9	4	31	92	27	1	205	72	93	2	1272	
11:30 AM	20	191	208	7	103	203	7	7	28	98	28	1	239	72	108	1	1321	
11:45 AM	22	257	184	3	119	228	18	6	39	128	31	1	186	73	99	1	1395	5151
12:00 PM	24	255	180	7	148	211	15	13	41	109	34	1	224	88	110	0	1460	5448
12:15 PM	17	204	184	7	120	208	14	16	43	151	36	0	257	117	109	1	1484	5660
12:30 PM	25	235	181	7	126	245	16	18	31	116	21	0	170	87	98	1	1377	5716
12:45 PM	34	231	179	3	151	225	15	11	38	118	18	2	263	118	113	1	1520	5841

Peak 15-Min Flowrates	Northbound				Southbound				Eastbound				Westbound				Total
	Left	Thru	Right	U	Left	Thru	Right	U	Left	Thru	Right	U	Left	Thru	Right	U	
All Vehicles	136	924	716	12	604	900	60	44	152	472	72	8	1052	472	452	4	6080
Heavy Trucks	8	24	28		16	16	0		4	8	4		56	20	20		204
Pedestrians		8				16				8				8			40
Bicycles	0	0	0		0	1	0		0	0	0		0	0	0		1
Railroad																	
Stopped Buses																	

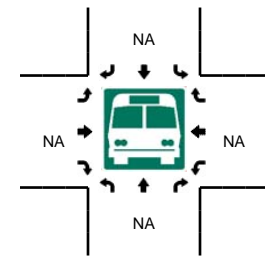
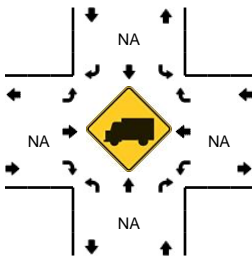
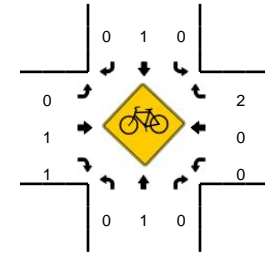
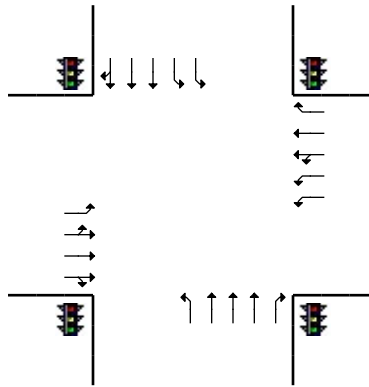
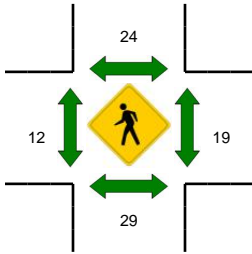
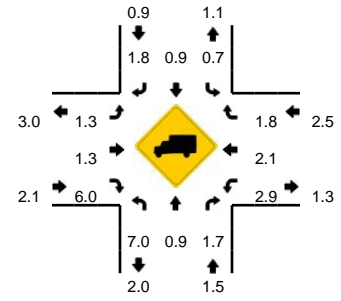
Comments: N/A

LOCATION: Federal Hwy -- SE 17th St
CITY/STATE: Fort Lauderdale, FL

QC JOB #: 11348619
DATE: Fri, Oct 11 2013



Peak-Hour: 4:30 PM -- 5:30 PM
Peak 15-Min: 5:15 PM -- 5:30 PM

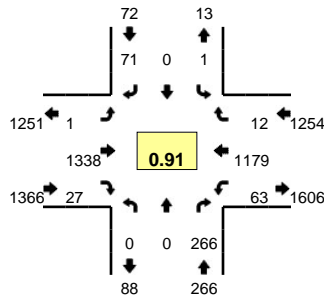


15-Min Count Period Beginning At	Federal Hwy (Northbound)				Federal Hwy (Southbound)				SE 17th St (Eastbound)				SE 17th St (Westbound)				Total	Hourly Totals
	Left	Thru	Right	U	Left	Thru	Right	U	Left	Thru	Right	U	Left	Thru	Right	U		
4:00 PM	19	255	190	2	94	254	4	7	33	94	31	0	223	87	89	0	1382	
4:15 PM	10	205	180	3	94	241	13	8	42	124	33	0	274	123	109	2	1461	
4:30 PM	16	241	175	4	107	299	9	8	37	104	33	0	234	97	114	0	1478	
4:45 PM	26	230	195	5	118	273	10	13	40	98	28	1	275	112	116	0	1540	5861
5:00 PM	21	259	200	5	72	295	13	8	44	109	27	0	250	101	96	0	1500	5979
5:15 PM	21	308	203	2	109	316	23	7	30	82	28	3	240	112	108	2	1594	6112
5:30 PM	26	224	197	3	92	173	17	4	48	113	27	0	270	109	102	0	1405	6039
5:45 PM	24	233	178	6	103	337	21	6	41	126	32	0	203	90	92	2	1494	5993
Peak 15-Min Flowrates	Northbound				Southbound				Eastbound				Westbound				Total	
	Left	Thru	Right	U	Left	Thru	Right	U	Left	Thru	Right	U	Left	Thru	Right	U		
All Vehicles	84	1232	812	8	436	1264	92	28	120	328	112	12	960	448	432	8	6376	
Heavy Trucks	4	4	12		0	8	0		0	4	0		24	12	12		80	
Pedestrians		32				12				12				4				60
Bicycles	0	1	0		0	1	0		0	0	0		0	0	1			3
Railroad																		
Stopped Buses																		

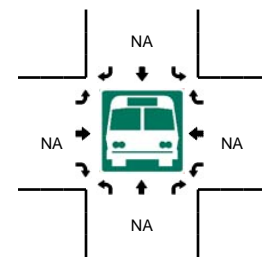
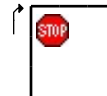
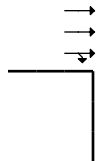
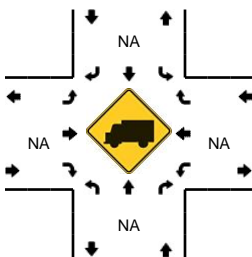
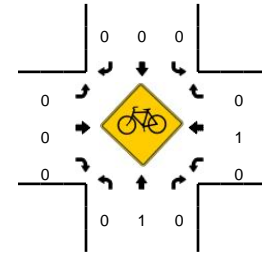
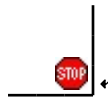
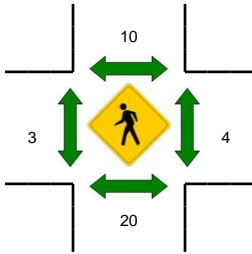
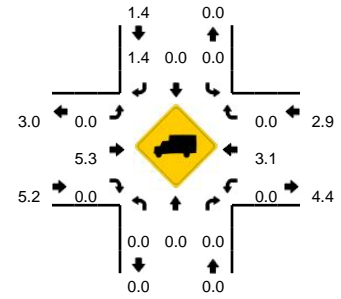
Comments: N/A

LOCATION: S Miami Rd -- SE 17th St
CITY/STATE: Fort Lauderdale, FL

QC JOB #: 11348620
DATE: Fri, Oct 11 2013



Peak-Hour: 8:00 AM -- 9:00 AM
Peak 15-Min: 8:45 AM -- 9:00 AM



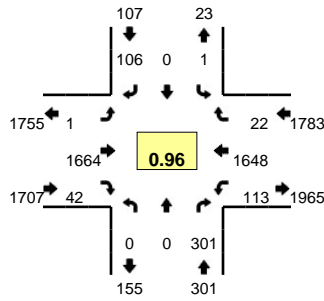
15-Min Count Period Beginning At	S Miami Rd (Northbound)				S Miami Rd (Southbound)				SE 17th St (Eastbound)				SE 17th St (Westbound)				Total	Hourly Totals
	Left	Thru	Right	U	Left	Thru	Right	U	Left	Thru	Right	U	Left	Thru	Right	U		
7:00 AM	0	0	14	0	0	0	12	0	0	202	2	0	6	181	4	1	422	
7:15 AM	0	0	14	0	0	0	6	0	0	268	5	1	9	214	1	0	518	
7:30 AM	0	0	33	0	0	0	24	0	0	308	2	0	15	253	6	0	641	
7:45 AM	0	0	51	0	0	0	42	0	0	346	4	0	15	281	17	0	756	2337
8:00 AM	0	0	64	0	0	0	26	0	0	350	7	1	10	240	2	0	700	2615
8:15 AM	0	0	65	0	0	0	13	0	0	348	3	0	13	295	4	0	741	2838
8:30 AM	0	0	60	0	0	0	15	0	0	304	7	0	22	293	3	2	706	2903
8:45 AM	0	0	77	0	0	0	17	1	0	336	10	0	16	351	3	0	811	2958

Peak 15-Min Flowrates	Northbound				Southbound				Eastbound				Westbound				Total
	Left	Thru	Right	U	Left	Thru	Right	U	Left	Thru	Right	U	Left	Thru	Right	U	
All Vehicles	0	0	308	0	0	0	68	4	0	1344	40	0	64	1404	12	0	3244
Heavy Trucks	0	0	0		0	0	0		0	80	0		0	44	0		124
Pedestrians		20				12				4				4			40
Bicycles	0	0	0		0	0	0		0	0	0		0	0	0		0
Railroad																	0
Stopped Buses																	

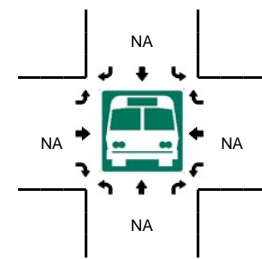
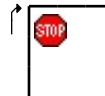
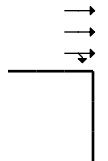
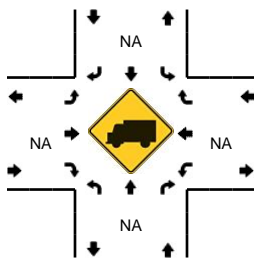
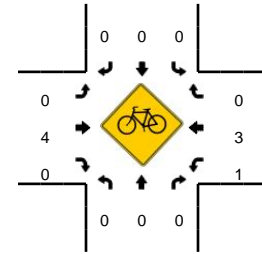
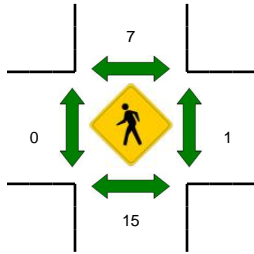
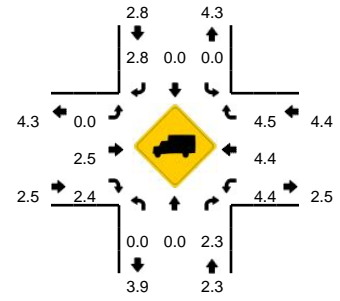
Comments: N/A

LOCATION: S Miami Rd -- SE 17th St
CITY/STATE: Fort Lauderdale, FL

QC JOB #: 11348621
DATE: Fri, Oct 11 2013



Peak-Hour: 12:00 PM -- 1:00 PM
Peak 15-Min: 12:45 PM -- 1:00 PM



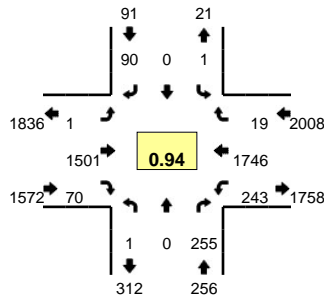
15-Min Count Period Beginning At	S Miami Rd (Northbound)				S Miami Rd (Southbound)				SE 17th St (Eastbound)				SE 17th St (Westbound)				Total	Hourly Totals
	Left	Thru	Right	U	Left	Thru	Right	U	Left	Thru	Right	U	Left	Thru	Right	U		
11:00 AM	0	0	29	0	0	0	15	0	0	317	11	1	19	388	4	0	784	
11:15 AM	0	0	30	0	0	0	18	0	0	359	11	0	30	352	2	0	802	
11:30 AM	0	0	56	0	0	1	14	0	0	389	9	0	13	389	7	0	878	
11:45 AM	0	0	51	0	0	0	27	0	0	423	15	1	20	339	4	0	880	3344
12:00 PM	0	0	71	0	0	0	27	0	0	424	11	0	34	433	4	0	1004	3564
12:15 PM	0	0	66	0	0	0	21	1	0	430	14	0	21	422	6	0	981	3743
12:30 PM	0	0	84	0	0	0	38	0	0	386	9	0	27	346	6	0	896	3761
12:45 PM	0	0	80	0	0	0	20	0	0	424	8	1	31	447	6	0	1017	3898

Peak 15-Min Flowrates	Northbound				Southbound				Eastbound				Westbound				Total
	Left	Thru	Right	U	Left	Thru	Right	U	Left	Thru	Right	U	Left	Thru	Right	U	
All Vehicles	0	0	320	0	0	0	80	0	0	1696	32	4	124	1788	24	0	4068
Heavy Trucks	0	0	4		0	0	0		0	48	0		8	84	4		148
Pedestrians		8				16				0				0			24
Bicycles	0	0	0		0	0	0		0	0	0		0	0	0		0
Railroad																	
Stopped Buses																	

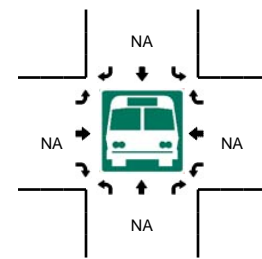
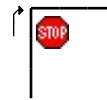
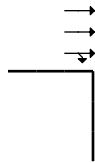
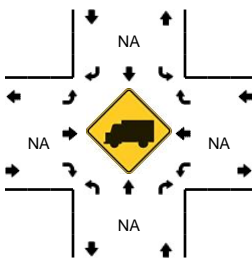
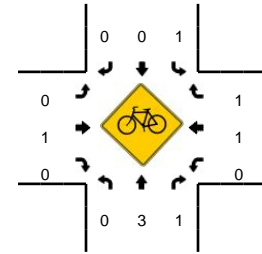
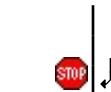
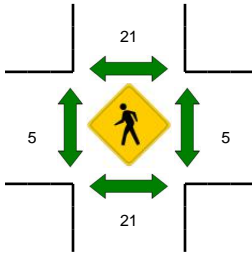
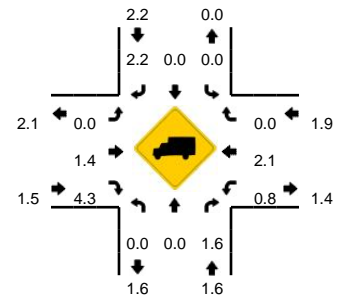
Comments: N/A

LOCATION: S Miami Rd -- SE 17th St
CITY/STATE: Fort Lauderdale, FL

QC JOB #: 11348622
DATE: Fri, Oct 11 2013



Peak-Hour: 5:00 PM -- 6:00 PM
Peak 15-Min: 5:15 PM -- 5:30 PM

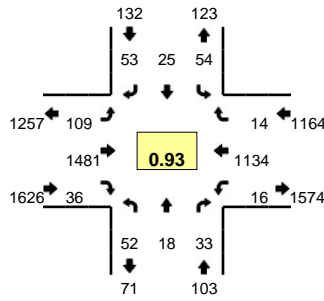


15-Min Count Period Beginning At	S Miami Rd (Northbound)				S Miami Rd (Southbound)				SE 17th St (Eastbound)				SE 17th St (Westbound)				Total	Hourly Totals
	Left	Thru	Right	U	Left	Thru	Right	U	Left	Thru	Right	U	Left	Thru	Right	U		
4:00 PM	0	0	48	0	0	0	19	0	0	365	10	0	25	390	2	1	860	
4:15 PM	0	0	49	0	0	0	21	0	0	388	11	0	48	449	1	0	967	
4:30 PM	0	0	51	0	0	0	16	0	0	365	11	0	56	460	3	0	962	
4:45 PM	0	0	56	0	0	0	19	0	0	375	11	0	50	432	6	0	949	3738
5:00 PM	0	0	50	1	0	0	23	0	0	366	22	0	60	421	3	0	946	3824
5:15 PM	0	0	72	0	0	0	27	0	1	366	22	0	64	490	8	0	1050	3907
5:30 PM	0	0	61	0	0	0	17	1	0	378	11	0	55	438	6	2	969	3914
5:45 PM	0	0	72	0	0	0	23	0	0	391	15	0	62	397	2	0	962	3927
Peak 15-Min Flowrates	Northbound				Southbound				Eastbound				Westbound				Total	
All Vehicles	0	0	288	0	0	0	108	0	4	1464	88	0	256	1960	32	0	4200	
Heavy Trucks	0	0	0		0	0	8		0	16	4		0	48	0		76	
Pedestrians		24				12				4				0			40	
Bicycles	0	2	0		0	0	0		0	0	0		0	0	0		2	
Railroad																		
Stopped Buses																		

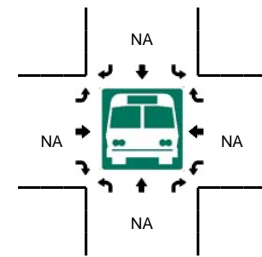
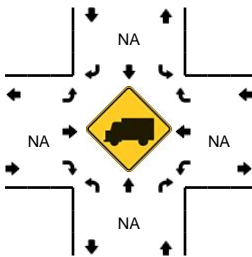
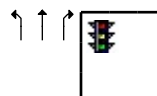
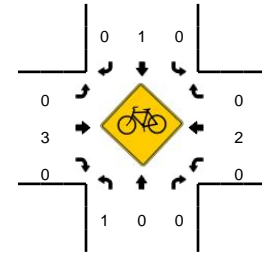
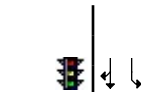
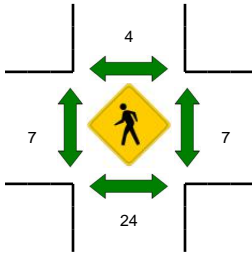
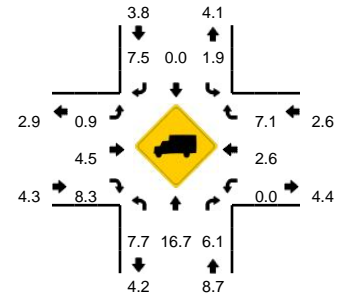
Comments: N/A

LOCATION: SE 10th Ave -- SE 17th St
CITY/STATE: Fort Lauderdale, FL

QC JOB #: 11348623
DATE: Fri, Oct 11 2013



Peak-Hour: 8:00 AM -- 9:00 AM
Peak 15-Min: 8:45 AM -- 9:00 AM



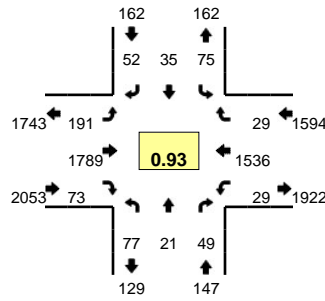
15-Min Count Period Beginning At	SE 10th Ave (Northbound)				SE 10th Ave (Southbound)				SE 17th St (Eastbound)				SE 17th St (Westbound)				Total	Hourly Totals
	Left	Thru	Right	U	Left	Thru	Right	U	Left	Thru	Right	U	Left	Thru	Right	U		
7:00 AM	5	1	1	0	4	1	7	0	8	207	4	2	2	174	3	0	419	
7:15 AM	13	1	3	0	3	1	4	0	10	233	6	3	0	194	3	0	474	
7:30 AM	15	5	6	0	11	5	2	0	16	342	9	3	1	254	2	1	672	
7:45 AM	5	7	11	0	14	3	13	0	14	397	8	1	2	299	12	0	786	2351
8:00 AM	12	4	5	0	19	9	16	0	16	381	3	3	5	228	4	1	706	2638
8:15 AM	9	3	9	0	8	5	12	0	27	403	11	7	3	288	4	1	790	2954
8:30 AM	17	6	3	0	10	9	15	0	24	324	11	5	1	290	3	2	720	3002
8:45 AM	14	5	16	0	17	2	10	0	24	373	11	3	1	328	3	2	809	3025

Peak 15-Min Flowrates	Northbound				Southbound				Eastbound				Westbound				Total
	Left	Thru	Right	U	Left	Thru	Right	U	Left	Thru	Right	U	Left	Thru	Right	U	
All Vehicles	56	20	64	0	68	8	40	0	96	1492	44	12	4	1312	12	8	3236
Heavy Trucks	4	0	4		0	0	8		0	60	0		0	32	0		108
Pedestrians		16				8				12				8			44
Bicycles	0	0	0		0	1	0		0	0	0		0	0	0		1
Railroad																	
Stopped Buses																	

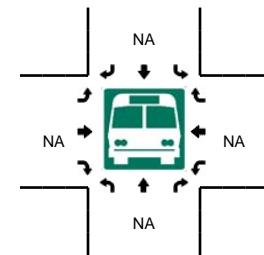
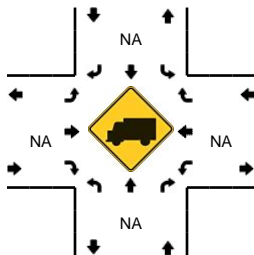

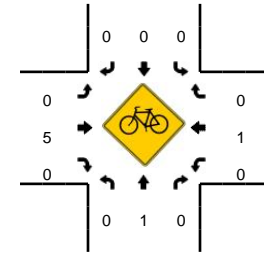
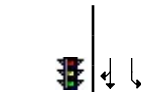
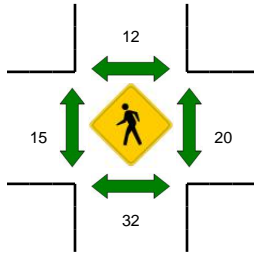
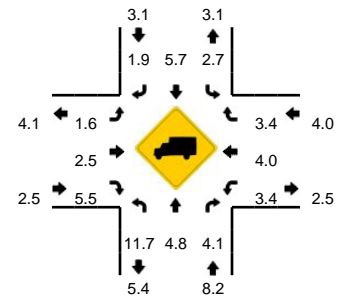
Comments: N/A

LOCATION: SE 10th Ave -- SE 17th St
CITY/STATE: Fort Lauderdale, FL

QC JOB #: 11348624
DATE: Fri, Oct 11 2013



Peak-Hour: 12:00 PM -- 1:00 PM
Peak 15-Min: 12:45 PM -- 1:00 PM



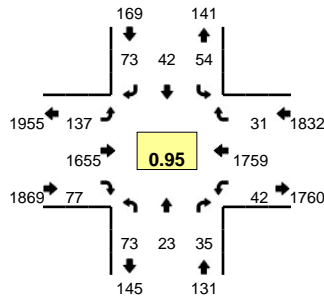
15-Min Count Period Beginning At	SE 10th Ave (Northbound)				SE 10th Ave (Southbound)				SE 17th St (Eastbound)				SE 17th St (Westbound)				Total	Hourly Totals
	Left	Thru	Right	U	Left	Thru	Right	U	Left	Thru	Right	U	Left	Thru	Right	U		
11:00 AM	17	1	6	0	9	2	10	0	14	325	13	19	3	370	7	6	802	
11:15 AM	22	9	2	0	12	8	11	0	15	341	16	6	2	333	4	0	781	
11:30 AM	18	5	9	0	10	8	5	0	25	400	22	13	0	370	8	4	897	
11:45 AM	15	5	10	0	15	8	10	0	29	412	30	14	7	341	14	3	913	3393
12:00 PM	13	10	17	0	22	9	11	0	30	418	23	25	5	386	10	3	982	3573
12:15 PM	22	3	15	0	19	5	11	0	26	473	23	24	5	396	8	0	1030	3822
12:30 PM	24	4	8	0	19	11	11	0	25	428	9	9	7	323	3	2	883	3808
12:45 PM	17	4	9	1	15	10	19	0	31	470	18	21	3	431	8	4	1061	3956

Peak 15-Min Flowrates	Northbound				Southbound				Eastbound				Westbound				Total
	Left	Thru	Right	U	Left	Thru	Right	U	Left	Thru	Right	U	Left	Thru	Right	U	
All Vehicles	68	16	36	4	60	40	76	0	124	1880	72	84	12	1724	32	16	4244
Heavy Trucks	12	0	4		0	4	0		0	40	12		0	92	0		164
Pedestrians		20				16				20				0			56
Bicycles	0	0	0		0	0	0		0	1	0		0	0	0		1
Railroad																	
Stopped Buses																	

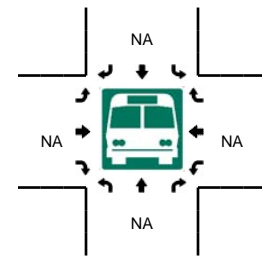
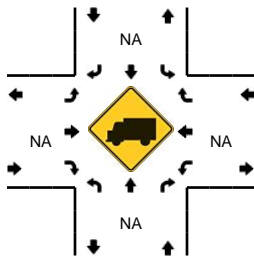
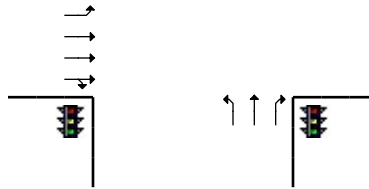
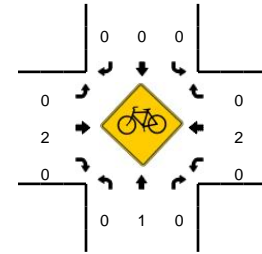
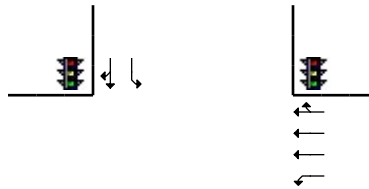
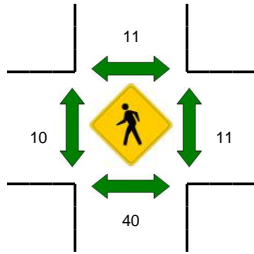
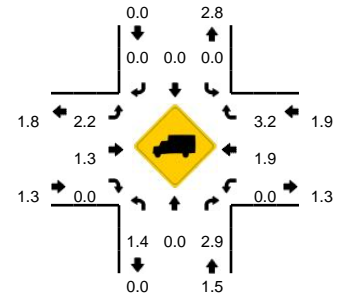
Comments: N/A

LOCATION: SE 10th Ave -- SE 17th St
CITY/STATE: Fort Lauderdale, FL

QC JOB #: 11348625
DATE: Fri, Oct 11 2013



Peak-Hour: 5:00 PM -- 6:00 PM
Peak 15-Min: 5:45 PM -- 6:00 PM



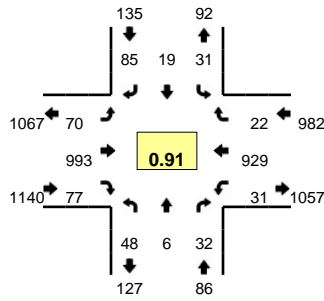
15-Min Count Period Beginning At	SE 10th Ave (Northbound)				SE 10th Ave (Southbound)				SE 17th St (Eastbound)				SE 17th St (Westbound)				Total	Hourly Totals
	Left	Thru	Right	U	Left	Thru	Right	U	Left	Thru	Right	U	Left	Thru	Right	U		
4:00 PM	26	2	11	0	10	7	10	0	22	375	19	12	1	361	11	2	869	
4:15 PM	21	5	9	0	12	12	22	0	16	371	29	20	5	461	3	4	990	
4:30 PM	29	12	9	0	15	10	18	0	26	373	16	16	9	419	7	2	961	
4:45 PM	9	3	10	0	10	7	26	0	20	389	23	16	10	458	10	4	995	3815
5:00 PM	15	4	12	0	22	13	18	0	23	368	16	10	7	446	4	5	963	3909
5:15 PM	16	6	10	0	7	12	17	0	23	384	13	17	7	455	7	5	979	3898
5:30 PM	22	6	5	0	13	7	13	0	21	416	15	7	3	470	9	1	1008	3945
5:45 PM	20	7	8	0	12	10	25	0	20	487	33	16	9	388	11	5	1051	4001

Peak 15-Min Flowrates	Northbound				Southbound				Eastbound				Westbound				Total
	Left	Thru	Right	U	Left	Thru	Right	U	Left	Thru	Right	U	Left	Thru	Right	U	
All Vehicles	80	28	32	0	48	40	100	0	80	1948	132	64	36	1552	44	20	4204
Heavy Trucks	0	0	4		0	0	0		12	24	0		0	24	0		64
Pedestrians		36				8				20				8			72
Bicycles	0	0	0		0	0	0		0	2	0		0	0	0		2
Railroad																	
Stopped Buses																	

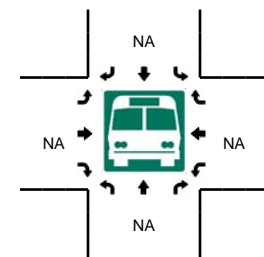
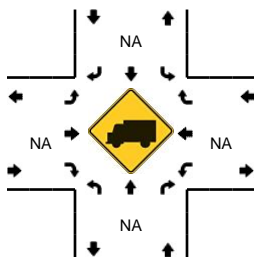
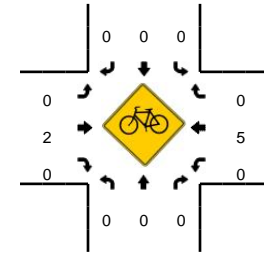
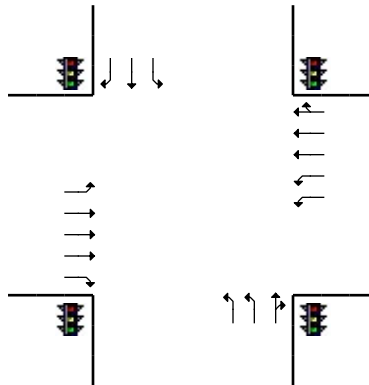
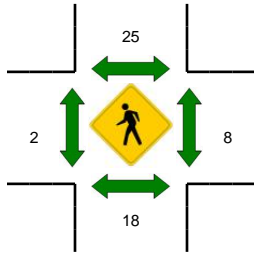
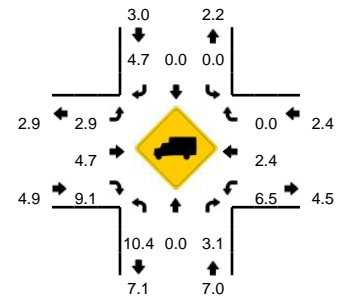
Comments: N/A

LOCATION: Eisenhower Blvd -- SE 17th St
CITY/STATE: Fort Lauderdale, FL

QC JOB #: 11348626
DATE: Fri, Oct 11 2013



Peak-Hour: 8:00 AM -- 9:00 AM
Peak 15-Min: 8:45 AM -- 9:00 AM



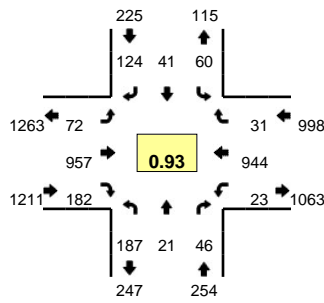
15-Min Count Period Beginning At	Eisenhower Blvd (Northbound)				Eisenhower Blvd (Southbound)				SE 17th St (Eastbound)				SE 17th St (Westbound)				Total	Hourly Totals
	Left	Thru	Right	U	Left	Thru	Right	U	Left	Thru	Right	U	Left	Thru	Right	U		
7:00 AM	5	0	8	0	0	1	18	0	0	159	12	0	3	135	3	0	344	
7:15 AM	4	0	4	1	6	2	22	0	10	176	20	3	1	151	1	1	402	
7:30 AM	12	2	6	1	3	4	21	0	13	238	24	2	5	192	3	1	527	
7:45 AM	11	1	5	0	5	3	22	0	12	220	21	1	6	222	12	0	541	1814
8:00 AM	15	1	8	1	4	4	17	1	20	297	20	3	9	213	6	2	621	2091
8:15 AM	15	3	4	0	9	4	25	0	11	235	18	3	4	186	6	0	523	2212
8:30 AM	6	1	9	1	7	6	16	0	16	216	19	0	8	247	4	0	556	2241
8:45 AM	10	1	11	0	10	5	27	0	16	245	20	1	8	283	6	0	643	2343

Peak 15-Min Flowrates	Northbound				Southbound				Eastbound				Westbound				Total	
	Left	Thru	Right	U	Left	Thru	Right	U	Left	Thru	Right	U	Left	Thru	Right	U		
All Vehicles	40	4	44	0	40	20	108	0	64	980	80	4	32	1132	24	0	2572	
Heavy Trucks	4	0	0		0	0	4		0	48	12		0	36	0		104	
Pedestrians		16				20				4				4			44	
Bicycles	0	0	0		0	0	0		0	0	0		0	0	0		0	
Railroad																		
Stopped Buses																		

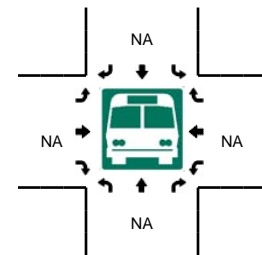
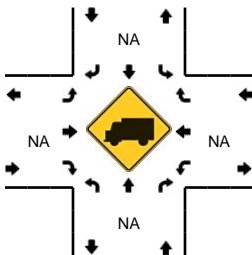
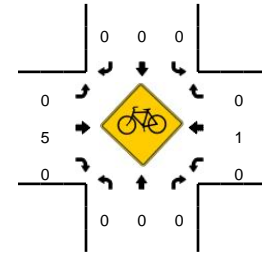
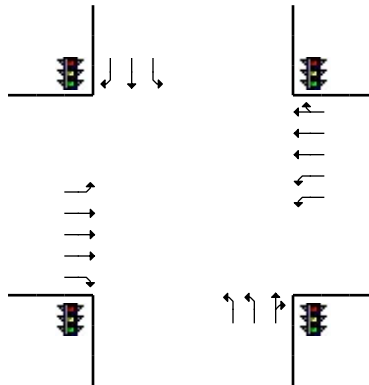
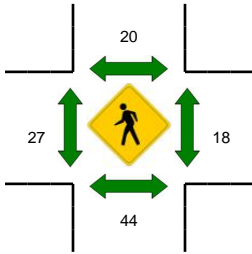
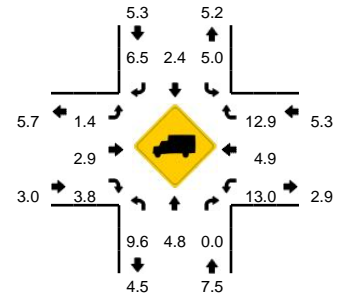
Comments: N/A

LOCATION: Eisenhower Blvd -- SE 17th St
CITY/STATE: Fort Lauderdale, FL

QC JOB #: 11348627
DATE: Fri, Oct 11 2013



Peak-Hour: 12:00 PM -- 1:00 PM
Peak 15-Min: 12:45 PM -- 1:00 PM



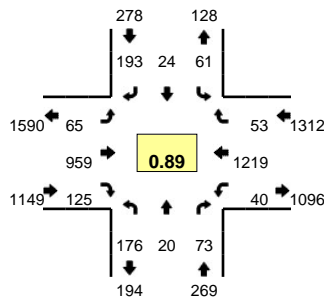
15-Min Count Period Beginning At	Eisenhower Blvd (Northbound)				Eisenhower Blvd (Southbound)				SE 17th St (Eastbound)				SE 17th St (Westbound)				Total	Hourly Totals
	Left	Thru	Right	U	Left	Thru	Right	U	Left	Thru	Right	U	Left	Thru	Right	U		
11:00 AM	30	1	15	0	15	3	24	0	6	180	21	0	9	213	9	0	526	
11:15 AM	40	0	5	1	15	2	17	0	9	190	8	5	4	222	6	0	524	
11:30 AM	27	8	9	0	11	7	43	0	9	234	31	2	9	232	4	0	626	
11:45 AM	44	5	10	0	13	6	36	0	12	205	30	3	5	226	9	0	604	2280
12:00 PM	64	7	11	0	15	5	35	0	9	236	31	3	4	272	4	0	696	2450
12:15 PM	54	4	17	1	12	14	29	0	17	183	41	2	8	198	6	0	586	2512
12:30 PM	39	5	9	0	17	7	28	0	19	251	52	1	5	242	11	0	686	2572
12:45 PM	29	5	9	0	16	15	32	0	18	287	58	3	6	232	10	0	720	2688

Peak 15-Min Flowrates	Northbound				Southbound				Eastbound				Westbound				Total
	Left	Thru	Right	U	Left	Thru	Right	U	Left	Thru	Right	U	Left	Thru	Right	U	
All Vehicles	116	20	36	0	64	60	128	0	72	1148	232	12	24	928	40	0	2880
Heavy Trucks	16	0	0		4	0	4		0	28	8		0	52	0		112
Pedestrians		32				12				24				12			80
Bicycles	0	0	0		0	0	0		0	2	0		0	0	0		2
Railroad																	
Stopped Buses																	

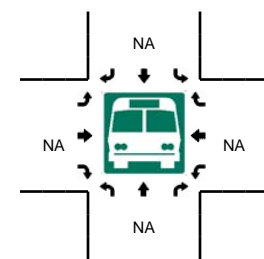
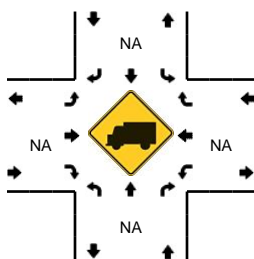
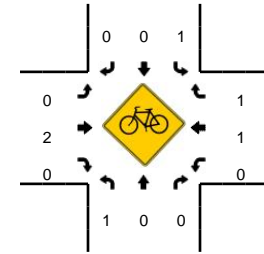
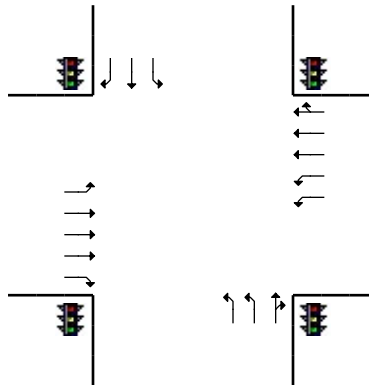
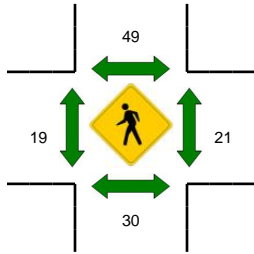
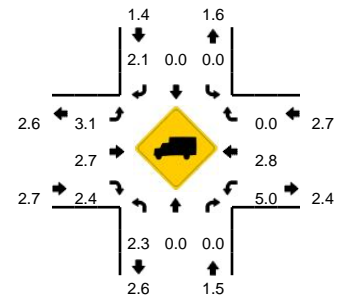
Comments: N/A

LOCATION: Eisenhower Blvd -- SE 17th St
CITY/STATE: Fort Lauderdale, FL

QC JOB #: 11348628
DATE: Fri, Oct 11 2013



Peak-Hour: 4:30 PM -- 5:30 PM
Peak 15-Min: 5:15 PM -- 5:30 PM

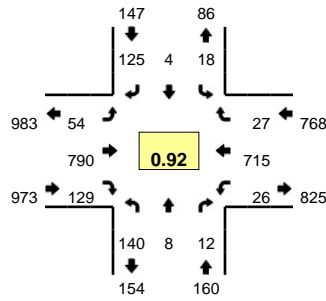


15-Min Count Period Beginning At	Eisenhower Blvd (Northbound)				Eisenhower Blvd (Southbound)				SE 17th St (Eastbound)				SE 17th St (Westbound)				Total	Hourly Totals
	Left	Thru	Right	U	Left	Thru	Right	U	Left	Thru	Right	U	Left	Thru	Right	U		
4:00 PM	43	1	13	0	8	10	39	0	14	221	29	7	4	289	9	0	687	
4:15 PM	38	5	19	3	18	8	38	0	13	223	31	1	4	326	13	1	741	
4:30 PM	32	3	9	1	16	6	54	0	15	219	32	0	6	308	11	0	712	
4:45 PM	33	4	20	0	11	6	43	0	13	244	31	1	14	262	13	0	695	2835
5:00 PM	49	6	22	5	22	4	58	0	12	238	29	7	6	286	13	3	760	2908
5:15 PM	54	7	22	2	12	8	38	0	15	258	33	2	11	363	16	0	841	3008
5:30 PM	42	3	16	4	19	11	36	0	12	216	29	1	9	260	8	0	666	2962
5:45 PM	46	4	17	4	12	10	35	0	15	266	36	5	4	245	14	0	713	2980
Peak 15-Min Flowrates	Northbound				Southbound				Eastbound				Westbound				Total	
	Left	Thru	Right	U	Left	Thru	Right	U	Left	Thru	Right	U	Left	Thru	Right	U		
All Vehicles	216	28	88	8	48	32	152	0	60	1032	132	8	44	1452	64	0	3364	
Heavy Trucks	8	0	0		0	0	4		4	28	0		4	36	0		84	
Pedestrians		36				40				20				12			108	
Bicycles	0	0	0		1	0	0		0	0	0		0	0	0		1	
Railroad																		
Stopped Buses																		

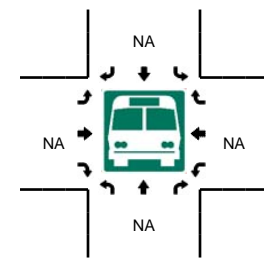
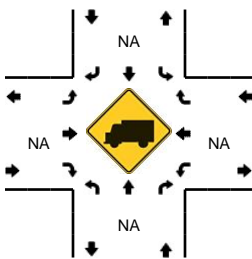
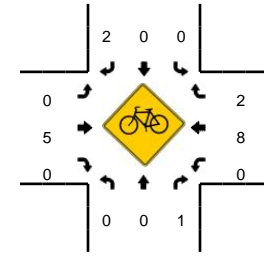
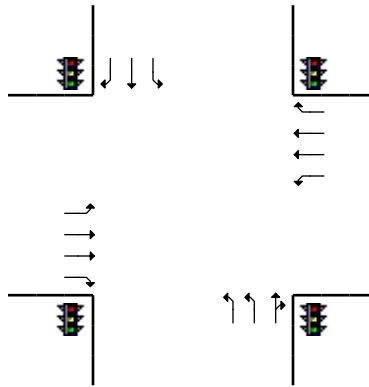
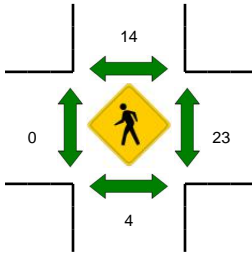
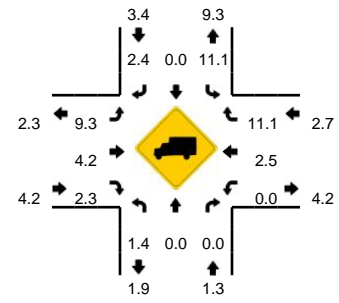
Comments: N/A

LOCATION: SE 23rd Ave -- SE 17th St
CITY/STATE: Fort Lauderdale, FL

QC JOB #: 11348629
DATE: Fri, Oct 11 2013



Peak-Hour: 8:00 AM -- 9:00 AM
Peak 15-Min: 8:45 AM -- 9:00 AM



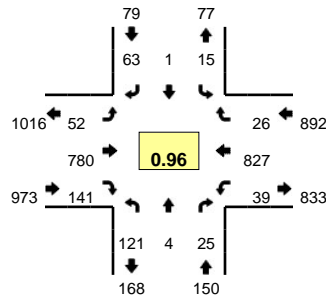
15-Min Count Period Beginning At	SE 23rd Ave (Northbound)				SE 23rd Ave (Southbound)				SE 17th St (Eastbound)				SE 17th St (Westbound)				Total	Hourly Totals
	Left	Thru	Right	U	Left	Thru	Right	U	Left	Thru	Right	U	Left	Thru	Right	U		
7:00 AM	13	1	5	0	1	0	6	0	21	99	21	3	4	123	6	1	304	
7:15 AM	21	9	0	0	2	2	5	0	41	108	35	1	2	138	13	1	378	
7:30 AM	36	4	3	0	2	1	13	0	39	140	38	0	3	154	11	0	444	
7:45 AM	27	2	3	1	3	0	11	0	18	184	37	2	3	207	11	3	512	1638
8:00 AM	35	2	3	0	1	0	7	0	16	187	47	2	4	167	6	2	479	1813
8:15 AM	35	2	1	0	4	1	13	0	6	216	32	0	5	177	8	0	500	1935
8:30 AM	35	0	4	0	1	0	20	0	13	194	23	0	3	212	6	2	513	2004
8:45 AM	35	4	4	0	12	3	85	0	16	193	27	1	9	159	7	1	556	2048

Peak 15-Min Flowrates	Northbound				Southbound				Eastbound				Westbound				Total
	Left	Thru	Right	U	Left	Thru	Right	U	Left	Thru	Right	U	Left	Thru	Right	U	
All Vehicles	140	16	16	0	48	12	340	0	64	772	108	4	36	636	28	4	2224
Heavy Trucks	0	0	0		8	0	8		4	32	0		0	28	4		84
Pedestrians		4				12				0				28			44
Bicycles	0	0	0		0	0	1		0	1	0		0	1	0		3
Railroad																	
Stopped Buses																	

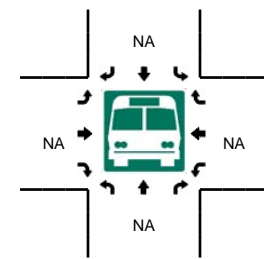
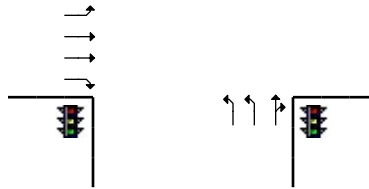
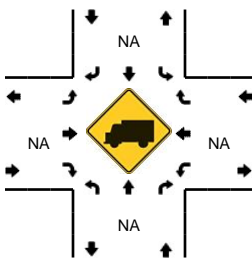
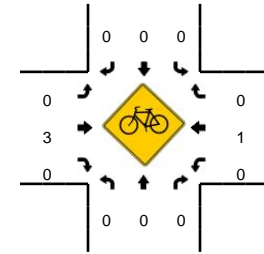
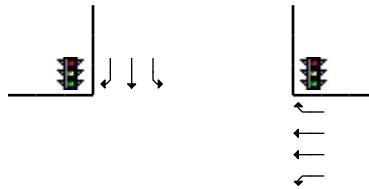
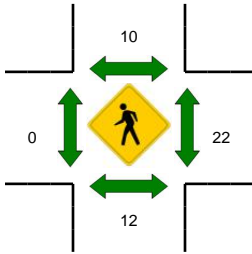
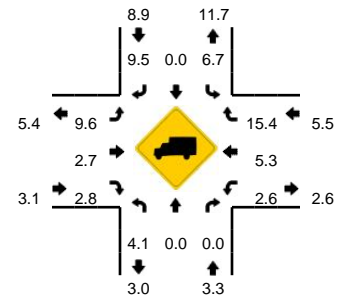
Comments: N/A

LOCATION: SE 23rd Ave -- SE 17th St
CITY/STATE: Fort Lauderdale, FL

QC JOB #: 11348630
DATE: Fri, Oct 11 2013



Peak-Hour: 11:45 AM -- 12:45 PM
Peak 15-Min: 12:30 PM -- 12:45 PM

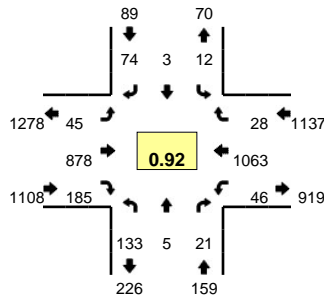


15-Min Count Period Beginning At	SE 23rd Ave (Northbound)				SE 23rd Ave (Southbound)				SE 17th St (Eastbound)				SE 17th St (Westbound)				Total	Hourly Totals
	Left	Thru	Right	U	Left	Thru	Right	U	Left	Thru	Right	U	Left	Thru	Right	U		
11:00 AM	24	0	3	0	2	0	13	0	7	167	38	2	7	168	2	3	436	
11:15 AM	29	2	5	0	2	1	18	0	2	173	27	1	14	207	8	0	489	
11:30 AM	34	0	5	0	3	0	14	0	7	179	28	2	9	187	6	1	475	
11:45 AM	34	0	3	0	4	0	17	0	12	213	30	1	9	201	3	1	528	1928
12:00 PM	38	1	9	0	5	0	14	0	12	165	38	2	7	209	7	5	512	2004
12:15 PM	27	0	10	0	3	1	10	0	9	194	30	1	3	210	8	0	506	2021
12:30 PM	22	3	3	0	3	0	22	0	14	208	43	1	7	207	8	7	548	2094
12:45 PM	35	1	2	0	6	0	11	0	7	230	26	4	11	177	4	3	517	2083
Peak 15-Min Flowrates	Northbound				Southbound				Eastbound				Westbound				Total	
	Left	Thru	Right	U	Left	Thru	Right	U	Left	Thru	Right	U	Left	Thru	Right	U		
All Vehicles	88	12	12	0	12	0	88	0	56	832	172	4	28	828	32	28	2192	
Heavy Trucks	4	0	0		0	0	4		0	28	8		0	44	4		92	
Pedestrians		8				12				0				20			40	
Bicycles	0	0	0		0	0	0		0	0	0		0	1	0		1	
Railroad																		
Stopped Buses																		

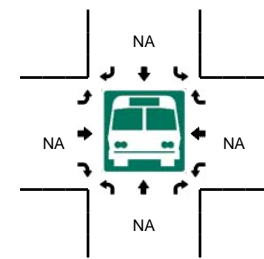
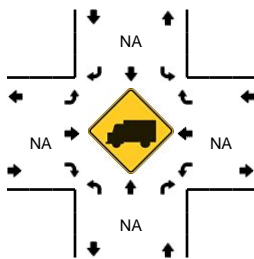
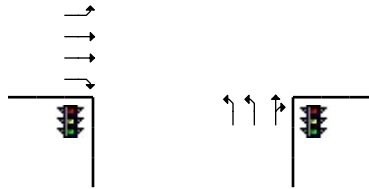
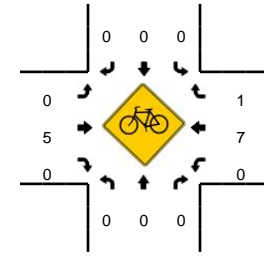
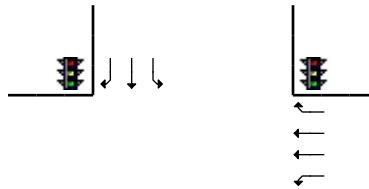
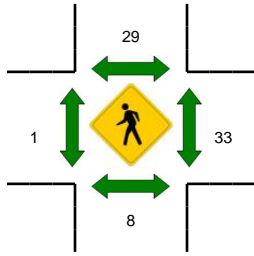
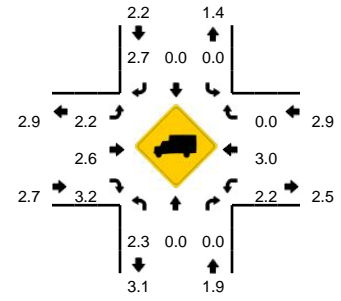
Comments: N/A

LOCATION: SE 23rd Ave -- SE 17th St
CITY/STATE: Fort Lauderdale, FL

QC JOB #: 11348631
DATE: Fri, Oct 11 2013



Peak-Hour: 5:00 PM -- 6:00 PM
Peak 15-Min: 5:45 PM -- 6:00 PM



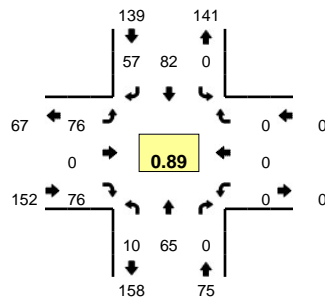
15-Min Count Period Beginning At	SE 23rd Ave (Northbound)				SE 23rd Ave (Southbound)				SE 17th St (Eastbound)				SE 17th St (Westbound)				Total	Hourly Totals
	Left	Thru	Right	U	Left	Thru	Right	U	Left	Thru	Right	U	Left	Thru	Right	U		
4:00 PM	34	3	4	1	7	2	32	0	8	193	21	2	7	263	7	6	590	
4:15 PM	35	5	9	0	4	1	20	0	10	174	43	1	8	245	4	3	562	
4:30 PM	37	0	4	0	2	0	16	0	7	232	33	1	7	295	4	0	638	
4:45 PM	22	0	6	0	5	0	14	0	9	185	17	0	9	242	5	3	517	2307
5:00 PM	42	2	5	0	2	1	28	0	10	224	45	3	4	248	4	0	618	2335
5:15 PM	26	1	4	0	0	0	21	0	11	220	41	1	6	317	7	1	656	2429
5:30 PM	36	1	7	0	5	0	12	0	10	160	43	2	12	240	8	4	540	2331
5:45 PM	29	1	5	0	5	2	13	0	6	274	56	2	16	258	9	3	679	2493

Peak 15-Min Flowrates	Northbound				Southbound				Eastbound				Westbound				Total
	Left	Thru	Right	U	Left	Thru	Right	U	Left	Thru	Right	U	Left	Thru	Right	U	
All Vehicles	116	4	20	0	20	8	52	0	24	1096	224	8	64	1032	36	12	2716
Heavy Trucks	4	0	0		0	0	4		0	32	4		0	36	0		80
Pedestrians		8				28				0				16			52
Bicycles	0	0	0		0	0	0		0	2	0		0	3	1		6
Railroad																	
Stopped Buses																	

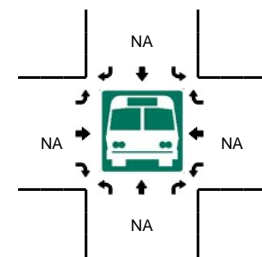
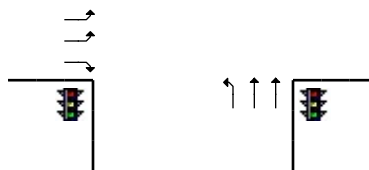
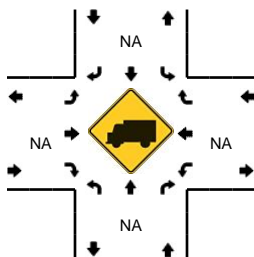
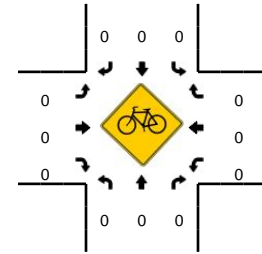
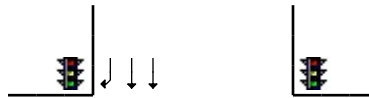
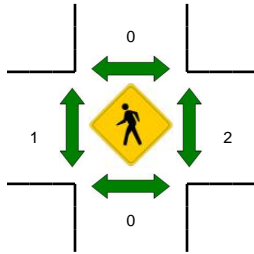
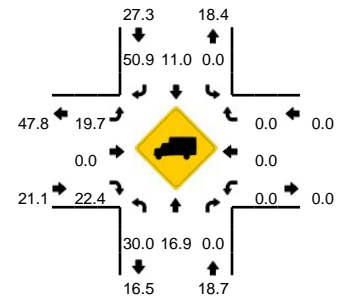
Comments: N/A

LOCATION: Eisenhower Blvd -- Spangler Blvd (SE 24th St)
CITY/STATE: Fort Lauderdale, FL

QC JOB #: 11348632
DATE: Fri, Oct 11 2013



Peak-Hour: 7:30 AM -- 8:30 AM
Peak 15-Min: 8:00 AM -- 8:15 AM

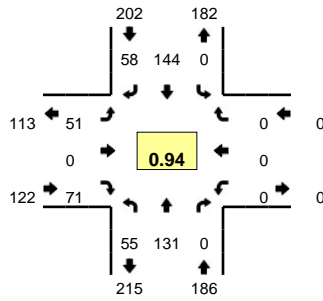


15-Min Count Period Beginning At	Eisenhower Blvd (Northbound)				Eisenhower Blvd (Southbound)				Spangler Blvd (SE 24th St) (Eastbound)				Spangler Blvd (SE 24th St) (Westbound)				Total	Hourly Totals
	Left	Thru	Right	U	Left	Thru	Right	U	Left	Thru	Right	U	Left	Thru	Right	U		
7:00 AM	6	16	0	0	0	17	21	0	31	0	10	0	0	0	0	0	101	
7:15 AM	9	13	0	0	0	14	14	0	10	0	14	0	0	0	0	0	74	
7:30 AM	2	14	0	0	0	25	13	0	26	0	18	0	0	0	0	0	98	
7:45 AM	2	16	0	0	0	20	11	0	19	0	18	0	0	0	0	0	86	359
8:00 AM	2	16	0	0	0	20	18	0	23	0	24	0	0	0	0	0	103	361
8:15 AM	4	19	0	0	0	17	15	0	8	0	16	0	0	0	0	0	79	366
8:30 AM	5	18	0	0	0	24	3	0	15	0	19	0	0	0	0	0	84	352
8:45 AM	8	20	0	0	0	22	6	0	8	0	12	0	0	0	0	0	76	342
Peak 15-Min Flowrates	Northbound				Southbound				Eastbound				Westbound				Total	
	Left	Thru	Right	U	Left	Thru	Right	U	Left	Thru	Right	U	Left	Thru	Right	U		
All Vehicles	8	64	0	0	0	80	72	0	92	0	96	0	0	0	0	0	412	
Heavy Trucks	4	20	0		0	16	40		20	0	24		0	0	0		124	
Pedestrians		0				0				0				4			4	
Bicycles	0	0	0		0	0	0		0	0	0		0	0	0		0	
Railroad																	0	
Stopped Buses																		

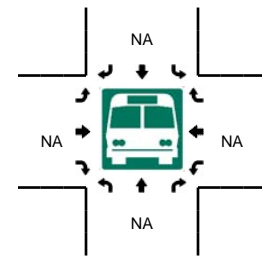
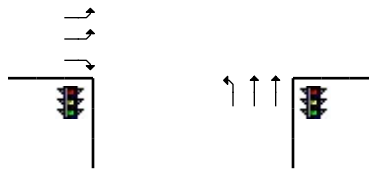
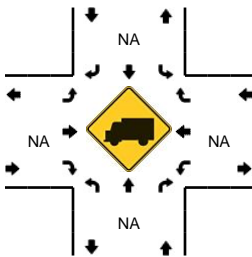
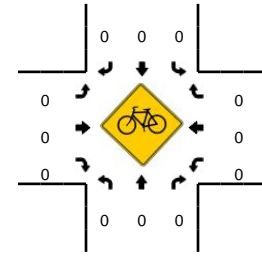
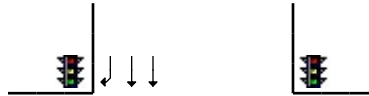
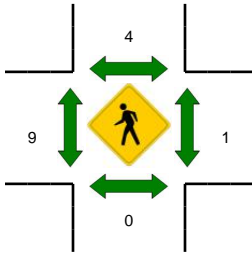
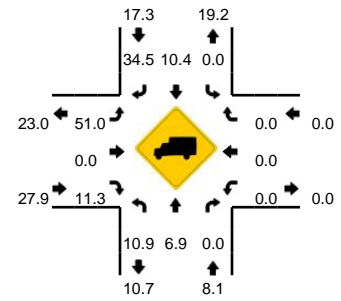
Comments: N/A

LOCATION: Eisenhower Blvd -- Spangler Blvd (SE 24th St)
CITY/STATE: Fort Lauderdale, FL

QC JOB #: 11348633
DATE: Fri, Oct 11 2013



Peak-Hour: 12:00 PM -- 1:00 PM
Peak 15-Min: 12:30 PM -- 12:45 PM

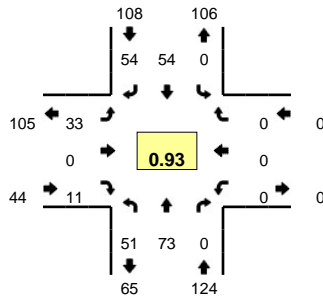


15-Min Count Period Beginning At	Eisenhower Blvd (Northbound)				Eisenhower Blvd (Southbound)				Spangler Blvd (SE 24th St) (Eastbound)				Spangler Blvd (SE 24th St) (Westbound)				Total	Hourly Totals
	Left	Thru	Right	U	Left	Thru	Right	U	Left	Thru	Right	U	Left	Thru	Right	U		
11:00 AM	5	27	0	0	0	18	13	0	11	0	8	0	0	0	0	0	82	
11:15 AM	7	23	0	0	0	12	7	1	15	0	13	0	0	0	0	0	78	
11:30 AM	9	24	0	0	0	23	11	0	10	0	9	0	0	0	0	0	86	
11:45 AM	5	40	0	0	0	25	15	0	14	0	12	0	0	0	0	0	111	357
12:00 PM	24	50	0	0	0	29	10	0	10	0	7	0	0	0	0	0	130	405
12:15 PM	13	28	0	0	0	35	17	0	12	0	11	0	0	0	0	0	116	443
12:30 PM	12	32	0	0	0	37	15	0	14	0	25	0	0	0	0	0	135	492
12:45 PM	6	21	0	0	0	43	16	0	15	0	28	0	0	0	0	0	129	510
Peak 15-Min Flowrates	Northbound				Southbound				Eastbound				Westbound				Total	
All Vehicles	48	128	0	0	0	148	60	0	56	0	100	0	0	0	0	0	540	
Heavy Trucks	4	12	0	0	0	12	16	0	12	0	12	0	0	0	0	0	68	
Pedestrians	0	0	0	0	0	0	0	0	0	4	0	0	0	0	0	0	4	
Bicycles	0	0	0	0	0	0	0	0	0	0	0	0	0	0	0	0	0	
Railroad	0	0	0	0	0	0	0	0	0	0	0	0	0	0	0	0	0	
Stopped Buses	0	0	0	0	0	0	0	0	0	0	0	0	0	0	0	0	0	

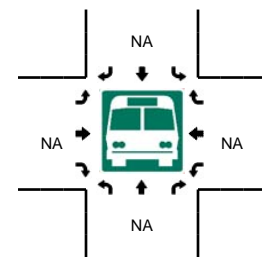
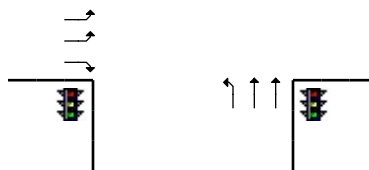
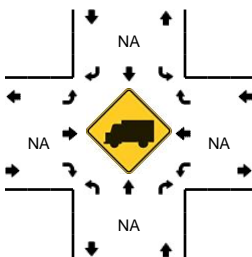
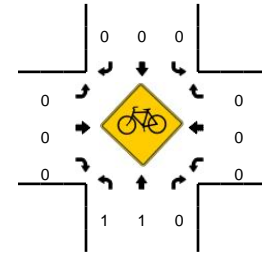
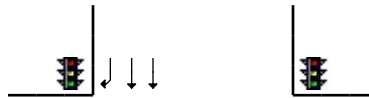
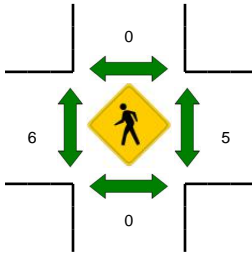
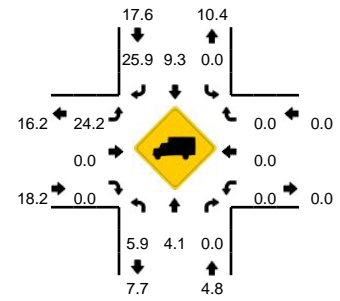
Comments: N/A

LOCATION: Eisenhower Blvd -- Spangler Blvd (SE 24th St)
CITY/STATE: Fort Lauderdale, FL

QC JOB #: 11348634
DATE: Fri, Oct 11 2013



Peak-Hour: 4:30 PM -- 5:30 PM
Peak 15-Min: 5:00 PM -- 5:15 PM

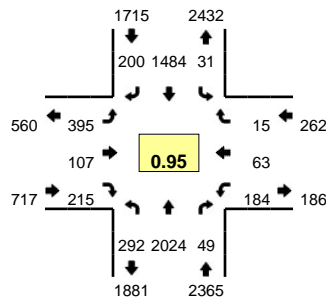


15-Min Count Period Beginning At	Eisenhower Blvd (Northbound)				Eisenhower Blvd (Southbound)				Spangler Blvd (SE 24th St) (Eastbound)				Spangler Blvd (SE 24th St) (Westbound)				Total	Hourly Totals
	Left	Thru	Right	U	Left	Thru	Right	U	Left	Thru	Right	U	Left	Thru	Right	U		
4:00 PM	1	16	0	0	0	16	36	0	12	0	4	0	0	0	0	0	85	
4:15 PM	9	17	0	0	0	10	15	0	5	0	3	0	0	0	0	0	59	
4:30 PM	10	10	0	0	0	18	11	0	8	0	4	0	0	0	0	0	61	
4:45 PM	10	20	0	0	0	12	17	0	6	0	2	0	0	0	0	0	67	272
5:00 PM	18	16	0	0	0	15	16	0	7	0	2	0	0	0	0	0	74	261
5:15 PM	13	27	0	0	0	9	10	0	12	0	3	0	0	0	0	0	74	276
5:30 PM	8	17	0	0	0	10	11	0	10	0	1	0	0	0	0	0	57	272
5:45 PM	7	11	0	0	0	18	3	0	9	0	3	0	0	0	0	0	51	256
Peak 15-Min Flowrates	Northbound				Southbound				Eastbound				Westbound				Total	
All Vehicles	72	64	0	0	0	60	64	0	28	0	8	0	0	0	0	0	296	
Heavy Trucks	0	0	0	0	0	4	12	0	8	0	0	0	0	0	0	0	24	
Pedestrians	0	0	0	0	0	0	0	0	0	12	0	0	0	4	0	0	16	
Bicycles	0	0	0	0	0	0	0	0	0	0	0	0	0	0	0	0	0	
Railroad	0	0	0	0	0	0	0	0	0	0	0	0	0	0	0	0	0	
Stopped Buses	0	0	0	0	0	0	0	0	0	0	0	0	0	0	0	0	0	

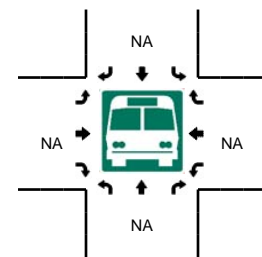
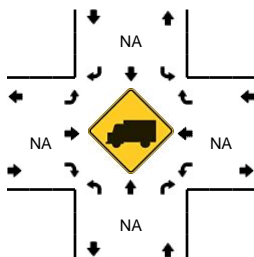
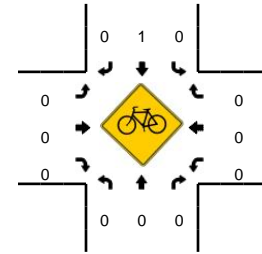
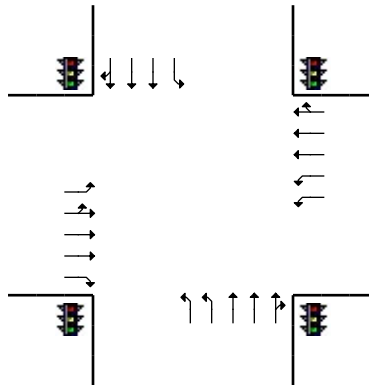
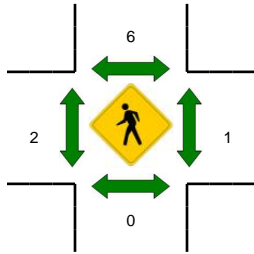
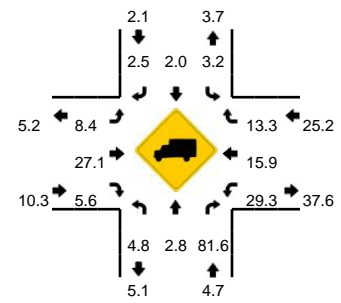
Comments: N/A

LOCATION: Federal Hwy -- Spangler Blvd (SE 24th St)
CITY/STATE: Fort Lauderdale, FL

QC JOB #: 11348635
DATE: Fri, Oct 11 2013



Peak-Hour: 8:00 AM -- 9:00 AM
Peak 15-Min: 8:00 AM -- 8:15 AM

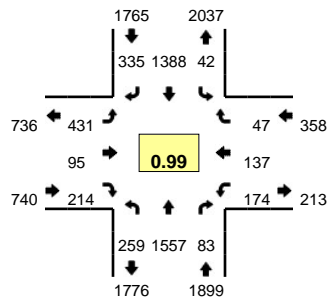


15-Min Count Period Beginning At	Federal Hwy (Northbound)				Federal Hwy (Southbound)				Spangler Blvd (SE 24th St) (Eastbound)				Spangler Blvd (SE 24th St) (Westbound)				Total	Hourly Totals
	Left	Thru	Right	U	Left	Thru	Right	U	Left	Thru	Right	U	Left	Thru	Right	U		
7:00 AM	39	280	16	0	5	229	34	0	56	25	17	1	35	20	0	4	761	
7:15 AM	42	399	16	0	3	302	28	1	60	21	44	0	43	18	4	0	981	
7:30 AM	66	458	7	0	10	347	42	3	76	38	55	4	40	20	2	3	1171	
7:45 AM	70	494	11	1	7	352	62	0	84	29	61	2	48	20	4	0	1245	4158
8:00 AM	72	554	15	1	6	378	60	1	103	25	57	2	36	14	2	2	1328	4725
8:15 AM	83	491	4	1	8	364	34	2	96	34	54	1	59	16	4	0	1251	4995
8:30 AM	57	491	19	0	5	366	53	1	90	26	51	0	49	18	4	2	1232	5056
8:45 AM	77	488	11	1	6	376	53	2	98	22	53	5	35	15	5	1	1248	5059
Peak 15-Min Flowrates	Northbound				Southbound				Eastbound				Westbound				Total	
All Vehicles	288	2216	60	4	24	1512	240	4	412	100	228	8	144	56	8	8	5312	
Heavy Trucks	20	32	56		0	28	4		16	24	16		48	12	0		256	
Pedestrians	0				0				0				0				0	
Bicycles	0	0	0		0	0	0		0	0	0		0	0	0		0	
Railroad																		
Stopped Buses																		

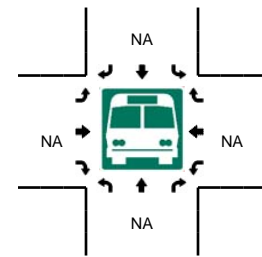
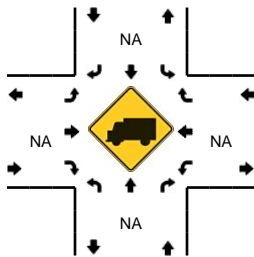
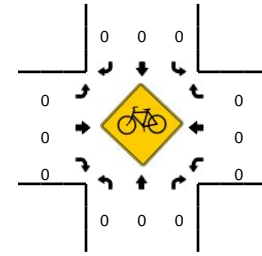
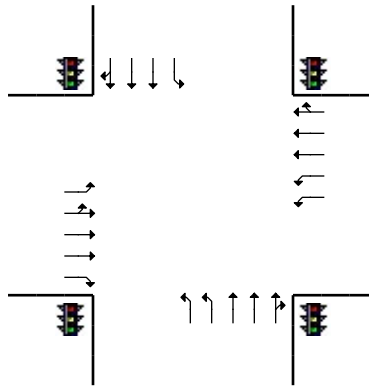
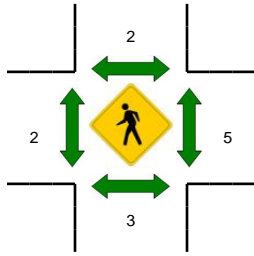
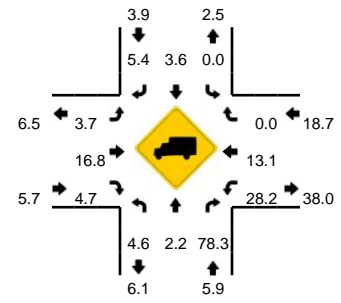
Comments: N/A

LOCATION: Federal Hwy -- Spangler Blvd (SE 24th St)
CITY/STATE: Fort Lauderdale, FL

QC JOB #: 11348636
DATE: Fri, Oct 11 2013



Peak-Hour: 11:45 AM -- 12:45 PM
Peak 15-Min: 12:30 PM -- 12:45 PM

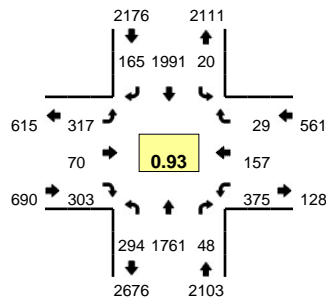


15-Min Count Period Beginning At	Federal Hwy (Northbound)				Federal Hwy (Southbound)				Spangler Blvd (SE 24th St) (Eastbound)				Spangler Blvd (SE 24th St) (Westbound)				Total	Hourly Totals
	Left	Thru	Right	U	Left	Thru	Right	U	Left	Thru	Right	U	Left	Thru	Right	U		
11:00 AM	37	321	21	2	3	343	74	6	95	15	64	3	42	22	6	0	1054	
11:15 AM	50	322	13	1	11	348	63	3	97	23	64	4	30	32	8	0	1069	
11:30 AM	68	358	18	2	4	303	62	6	117	25	61	0	49	27	8	0	1108	
11:45 AM	57	387	28	2	7	371	87	2	76	33	57	1	41	34	14	0	1197	4428
12:00 PM	80	418	17	1	6	318	63	2	124	20	49	2	48	31	17	0	1196	4570
12:15 PM	50	343	20	0	10	355	91	2	113	20	56	4	47	47	10	1	1169	4670
12:30 PM	69	409	18	0	9	344	94	4	110	22	52	1	35	25	6	2	1200	4762
12:45 PM	82	349	20	3	12	287	58	2	142	41	58	2	60	54	14	1	1185	4750
Peak 15-Min Flowrates	Northbound				Southbound				Eastbound				Westbound				Total	
	Left	Thru	Right	U	Left	Thru	Right	U	Left	Thru	Right	U	Left	Thru	Right	U		
All Vehicles	276	1636	72	0	36	1376	376	16	440	88	208	4	140	100	24	8	4800	
Heavy Trucks	8	40	52		0	28	12		8	16	12		44	20	0		240	
Pedestrians		0				4				0				4				8
Bicycles	0	0	0		0	0	0		0	0	0		0	0	0			0
Railroad																		
Stopped Buses																		

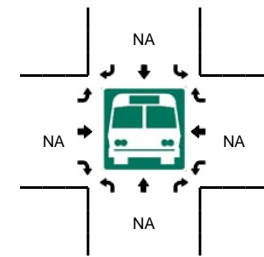
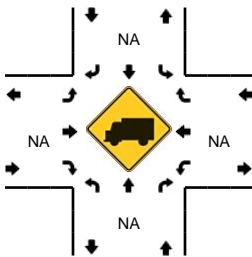
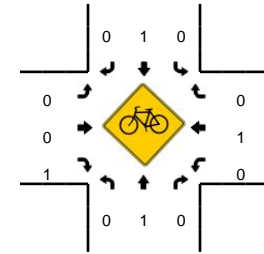
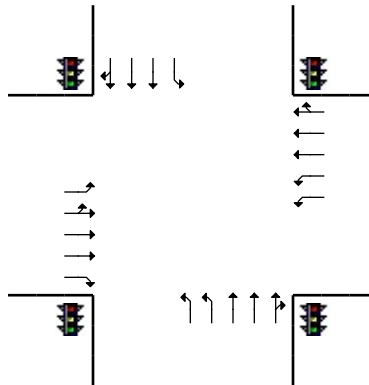
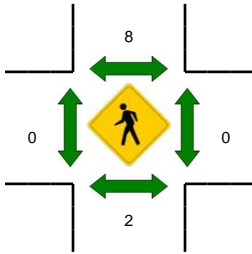
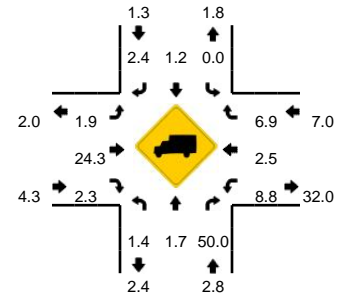
Comments: N/A

LOCATION: Federal Hwy -- Spangler Blvd (SE 24th St)
CITY/STATE: Fort Lauderdale, FL

QC JOB #: 11348637
DATE: Fri, Oct 11 2013



Peak-Hour: 5:00 PM -- 6:00 PM
Peak 15-Min: 5:00 PM -- 5:15 PM

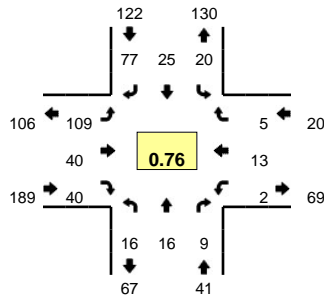


15-Min Count Period Beginning At	Federal Hwy (Northbound)				Federal Hwy (Southbound)				Spangler Blvd (SE 24th St) (Eastbound)				Spangler Blvd (SE 24th St) (Westbound)				Total	Hourly Totals
	Left	Thru	Right	U	Left	Thru	Right	U	Left	Thru	Right	U	Left	Thru	Right	U		
4:00 PM	64	387	13	3	2	423	34	5	64	17	86	3	83	39	7	0	1230	
4:15 PM	51	358	17	1	3	498	53	5	60	14	64	2	81	46	6	0	1259	
4:30 PM	77	415	9	1	0	474	45	3	64	21	70	7	66	31	2	0	1285	
4:45 PM	64	360	9	2	1	475	47	3	82	20	64	4	88	39	4	1	1263	5037
5:00 PM	49	492	9	2	1	554	46	4	72	10	84	2	103	46	6	0	1480	5287
5:15 PM	75	430	9	4	4	445	39	2	87	24	95	1	99	43	9	2	1368	5396
5:30 PM	102	381	17	1	1	435	33	3	93	20	73	2	92	36	9	0	1298	5409
5:45 PM	59	458	13	2	2	557	47	3	57	16	51	3	79	32	5	0	1384	5530
Peak 15-Min Flowrates	Northbound				Southbound				Eastbound				Westbound				Total	
All Vehicles	196	1968	36	8	4	2216	184	16	288	40	336	8	412	184	24	0	5920	
Heavy Trucks	4	40	20		0	16	8		8	12	4		24	16	4		156	
Pedestrians		0				0				0				0			0	
Bicycles	0	0	0		0	1	0		0	0	0		0	0	0		1	
Railroad																		
Stopped Buses																		

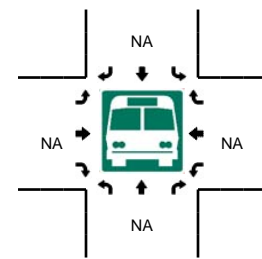
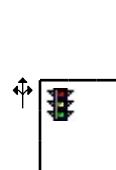
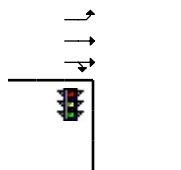
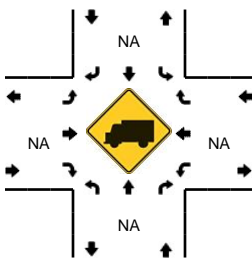
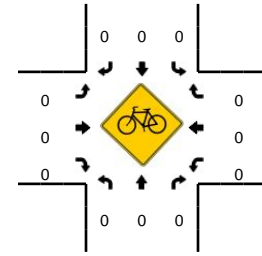
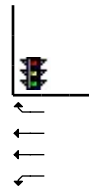
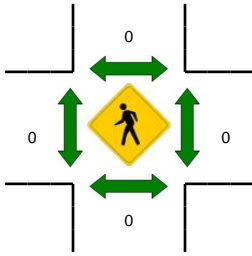
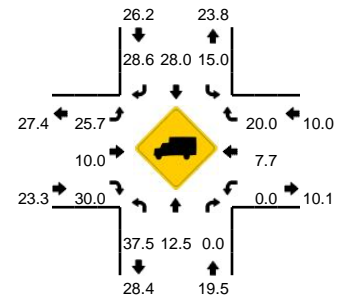
Comments: N/A

LOCATION: Eisenhower Blvd -- Eller Dr
CITY/STATE: Fort Lauderdale, FL

QC JOB #: 11348638
DATE: Fri, Oct 11 2013



Peak-Hour: 7:30 AM -- 8:30 AM
Peak 15-Min: 8:15 AM -- 8:30 AM

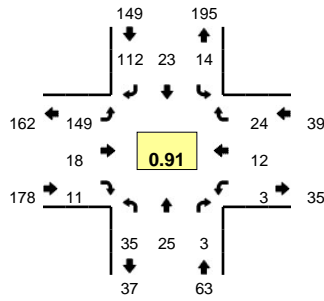


15-Min Count Period Beginning At	Eisenhower Blvd (Northbound)				Eisenhower Blvd (Southbound)				Eller Dr (Eastbound)				Eller Dr (Westbound)				Total	Hourly Totals
	Left	Thru	Right	U	Left	Thru	Right	U	Left	Thru	Right	U	Left	Thru	Right	U		
7:00 AM	0	0	1	0	2	2	22	0	18	1	7	0	0	0	0	0	53	
7:15 AM	2	1	0	0	2	4	18	0	25	9	9	0	0	0	0	0	70	
7:30 AM	1	3	3	0	7	7	16	0	25	6	12	0	0	2	0	0	82	297
7:45 AM	3	3	0	0	4	10	15	0	31	7	13	0	0	5	1	0	92	319
8:00 AM	3	3	2	0	4	3	23	0	19	11	5	0	1	1	0	0	75	372
8:15 AM	9	7	4	0	5	5	23	0	34	16	10	0	1	5	4	0	123	372
8:30 AM	4	9	0	0	6	7	21	0	15	5	5	0	2	4	0	0	78	368
8:45 AM	11	0	0	0	1	5	27	0	25	5	3	0	0	1	2	0	80	356
Peak 15-Min Flowrates	Northbound				Southbound				Eastbound				Westbound				Total	
	Left	Thru	Right	U	Left	Thru	Right	U	Left	Thru	Right	U	Left	Thru	Right	U		
All Vehicles	36	28	16	0	20	20	92	0	136	64	40	0	4	20	16	0	492	
Heavy Trucks	12	0	0		0	8	36		44	12	16		0	0	4		132	
Pedestrians	0	0	0		0	0	0		0	0	0		0	0	0		0	
Bicycles	0	0	0		0	0	0		0	0	0		0	0	0		0	
Railroad																		
Stopped Buses																		

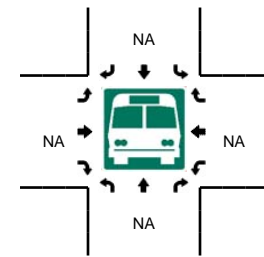

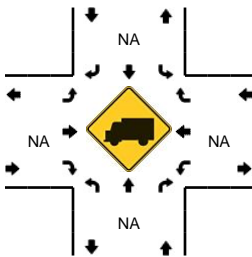
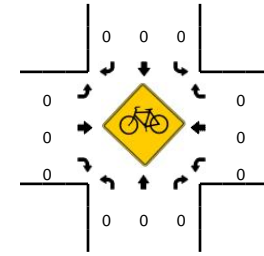
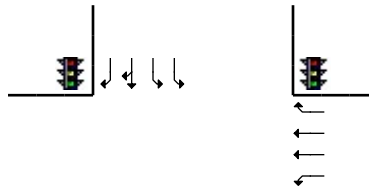
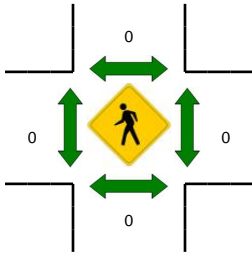
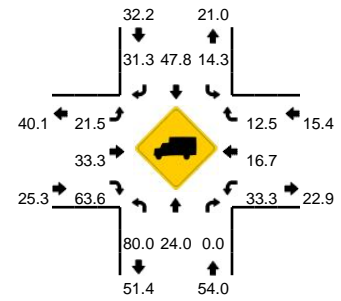
Comments: N/A

LOCATION: Eisenhower Blvd -- Eller Dr
CITY/STATE: Fort Lauderdale, FL

QC JOB #: 11348639
DATE: Fri, Oct 11 2013



Peak-Hour: 11:30 AM -- 12:30 PM
Peak 15-Min: 12:00 PM -- 12:15 PM

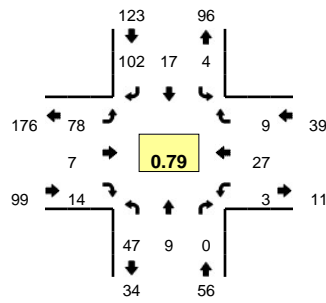


15-Min Count Period Beginning At	Eisenhower Blvd (Northbound)				Eisenhower Blvd (Southbound)				Eller Dr (Eastbound)				Eller Dr (Westbound)				Total	Hourly Totals
	Left	Thru	Right	U	Left	Thru	Right	U	Left	Thru	Right	U	Left	Thru	Right	U		
11:00 AM	11	6	0	0	1	6	20	0	28	2	7	0	0	3	1	0	85	
11:15 AM	6	6	1	0	1	6	14	0	24	2	7	1	1	2	2	0	73	
11:30 AM	13	7	3	0	4	5	24	0	35	3	2	0	1	5	6	0	108	
11:45 AM	11	6	0	0	4	8	23	0	33	3	0	2	1	5	7	0	103	369
12:00 PM	9	5	0	0	1	9	28	0	47	7	5	1	0	2	4	0	118	402
12:15 PM	2	7	0	0	5	1	37	0	31	5	4	0	1	0	7	0	100	429
12:30 PM	1	2	0	0	1	6	39	0	27	5	2	0	0	3	5	0	91	412
12:45 PM	2	3	0	0	5	5	42	0	14	5	3	0	0	3	5	0	87	396
Peak 15-Min Flowrates	Northbound				Southbound				Eastbound				Westbound				Total	
	Left	Thru	Right	U	Left	Thru	Right	U	Left	Thru	Right	U	Left	Thru	Right	U		
All Vehicles	36	20	0	0	4	36	112	0	188	28	20	4	0	8	16	0	472	
Heavy Trucks	24	0	0	0	4	12	32	0	36	8	16	0	0	0	0	0	132	
Pedestrians	0	0	0	0	0	0	0	0	0	0	0	0	0	0	0	0	0	
Bicycles	0	0	0	0	0	0	0	0	0	0	0	0	0	0	0	0	0	
Railroad																		
Stopped Buses																		

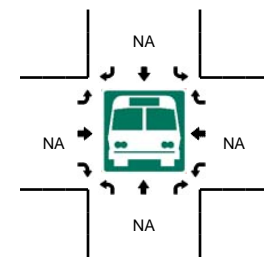
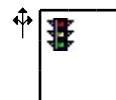
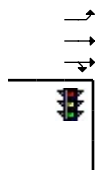
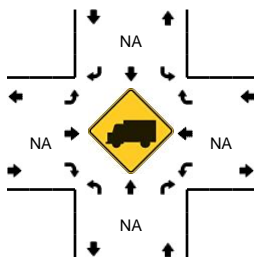
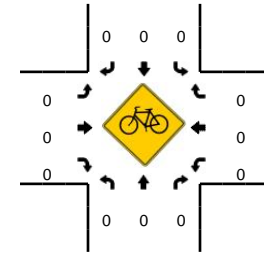
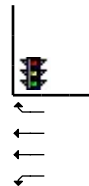
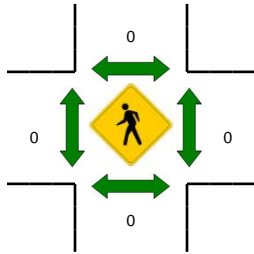
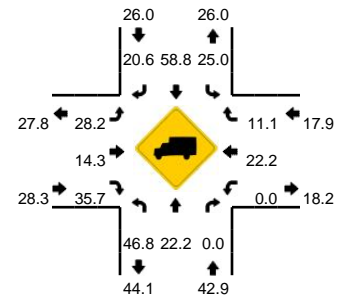
Comments: N/A

LOCATION: Eisenhower Blvd -- Eller Dr
CITY/STATE: Fort Lauderdale, FL

QC JOB #: 11348640
DATE: Fri, Oct 11 2013



Peak-Hour: 4:00 PM -- 5:00 PM
Peak 15-Min: 4:00 PM -- 4:15 PM

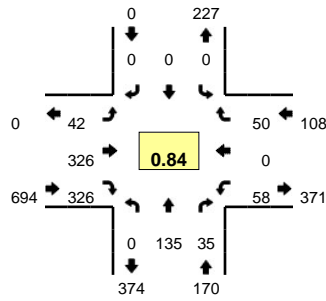


15-Min Count Period Beginning At	Eisenhower Blvd (Northbound)				Eisenhower Blvd (Southbound)				Eller Dr (Eastbound)				Eller Dr (Westbound)				Total	Hourly Totals
	Left	Thru	Right	U	Left	Thru	Right	U	Left	Thru	Right	U	Left	Thru	Right	U		
4:00 PM	14	2	0	0	0	7	39	0	19	7	3	0	1	7	1	0	100	
4:15 PM	14	1	0	0	1	3	19	0	20	0	4	0	0	4	1	0	67	
4:30 PM	5	2	0	0	1	4	18	0	19	0	2	0	0	4	2	0	57	
4:45 PM	14	4	0	0	2	3	26	0	20	0	5	0	2	12	5	0	93	317
5:00 PM	13	0	1	0	2	4	30	0	24	0	0	0	1	13	4	0	92	309
5:15 PM	5	0	0	0	0	2	15	0	20	0	2	0	0	7	6	0	57	299
5:30 PM	4	4	0	0	0	0	13	0	20	0	7	0	0	3	0	0	51	293
5:45 PM	1	2	0	0	0	4	12	0	14	0	6	0	2	5	5	0	51	251
Peak 15-Min Flowrates	Northbound				Southbound				Eastbound				Westbound				Total	
	Left	Thru	Right	U	Left	Thru	Right	U	Left	Thru	Right	U	Left	Thru	Right	U		
All Vehicles	56	8	0	0	0	28	156	0	76	28	12	0	4	28	4	0	400	
Heavy Trucks	20	4	0		0	20	32		16	4	4		0	12	0		112	
Pedestrians	0				0				0				0				0	
Bicycles	0	0	0		0	0	0		0	0	0		0	0	0		0	
Railroad																		
Stopped Buses																		

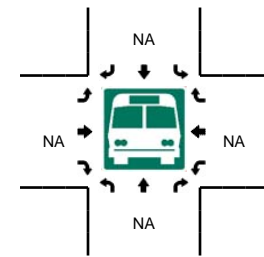
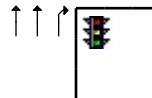
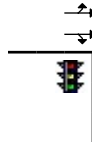
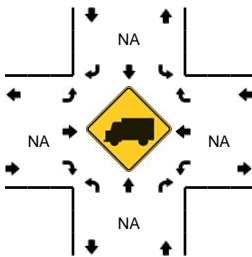
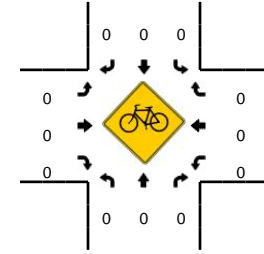
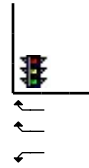
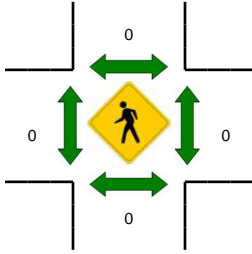
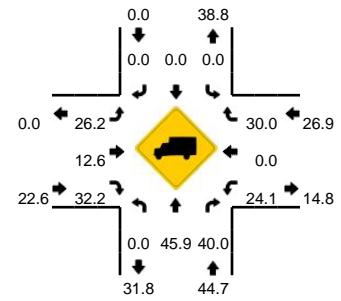
Comments: N/A

LOCATION: McIntosh Rd -- Eller Dr
CITY/STATE: Fort Lauderdale, FL

QC JOB #: 11348641
DATE: Fri, Oct 11 2013



Peak-Hour: 7:30 AM -- 8:30 AM
Peak 15-Min: 7:45 AM -- 8:00 AM

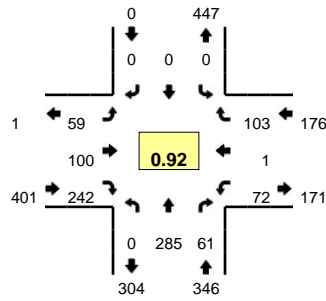


15-Min Count Period Beginning At	McIntosh Rd (Northbound)				McIntosh Rd (Southbound)				Eller Dr (Eastbound)				Eller Dr (Westbound)				Total	Hourly Totals
	Left	Thru	Right	U	Left	Thru	Right	U	Left	Thru	Right	U	Left	Thru	Right	U		
7:00 AM	0	8	4	0	0	0	0	0	9	39	65	0	7	0	12	1	145	
7:15 AM	0	14	1	0	0	0	0	0	10	49	62	0	6	0	5	0	147	
7:30 AM	0	38	7	0	0	0	0	0	6	67	93	0	9	0	5	1	226	
7:45 AM	0	38	7	0	0	0	0	0	16	95	104	0	12	0	14	4	290	808
8:00 AM	0	30	7	0	0	0	0	0	10	80	72	0	11	0	15	2	227	890
8:15 AM	0	29	14	0	0	0	0	0	10	84	57	0	16	0	16	3	229	972
8:30 AM	0	33	2	0	0	0	0	0	10	50	36	0	11	0	13	4	159	905
8:45 AM	0	36	5	0	0	0	0	0	11	55	37	0	13	0	19	1	177	792
Peak 15-Min Flowrates	Northbound				Southbound				Eastbound				Westbound				Total	
	Left	Thru	Right	U	Left	Thru	Right	U	Left	Thru	Right	U	Left	Thru	Right	U		
All Vehicles	0	152	28	0	0	0	0	0	64	380	416	0	48	0	56	16	1160	
Heavy Trucks	0	60	16		0	0	0		16	44	72		8	0	8		224	
Pedestrians		0				0				0				0			0	
Bicycles	0	0	0		0	0	0		0	0	0		0	0	0		0	
Railroad																		
Stopped Buses																		

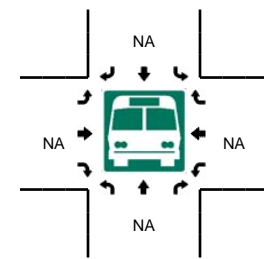
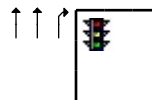
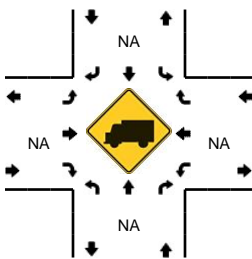
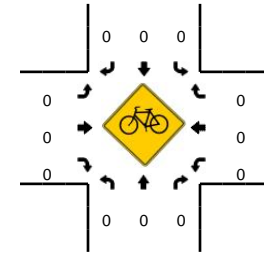
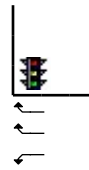
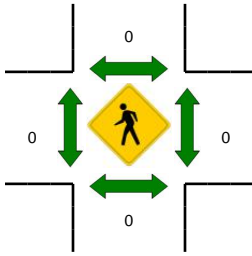
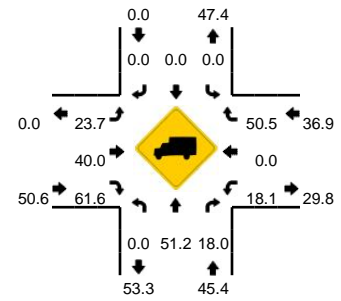
Comments: N/A

LOCATION: McIntosh Rd -- Eller Dr
CITY/STATE: Fort Lauderdale, FL

QC JOB #: 11348642
DATE: Fri, Oct 11 2013



Peak-Hour: 11:30 AM -- 12:30 PM
Peak 15-Min: 12:00 PM -- 12:15 PM

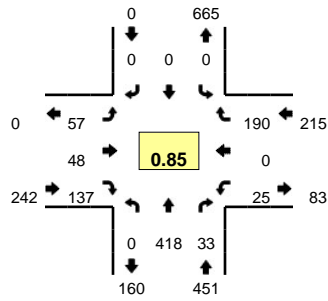


15-Min Count Period Beginning At	McIntosh Rd (Northbound)				McIntosh Rd (Southbound)				Eller Dr (Eastbound)				Eller Dr (Westbound)				Total	Hourly Totals
	Left	Thru	Right	U	Left	Thru	Right	U	Left	Thru	Right	U	Left	Thru	Right	U		
11:00 AM	0	60	13	0	0	0	0	0	25	26	67	0	10	0	28	3	232	
11:15 AM	0	63	8	0	0	0	0	0	15	30	57	0	5	0	21	1	200	
11:30 AM	0	64	9	0	0	0	0	0	14	23	52	0	16	0	32	4	214	
11:45 AM	0	83	18	0	0	0	0	0	12	29	60	0	11	0	27	1	241	887
12:00 PM	0	87	22	0	0	0	0	0	14	16	67	0	16	1	25	4	252	907
12:15 PM	0	51	12	0	0	0	0	0	19	32	63	0	19	0	19	1	216	923
12:30 PM	0	44	5	0	0	0	0	0	20	26	67	0	29	0	14	1	206	915
12:45 PM	0	52	6	0	0	0	0	0	25	22	80	0	29	0	9	7	230	904
Peak 15-Min Flowrates	Northbound				Southbound				Eastbound				Westbound				Total	
	Left	Thru	Right	U	Left	Thru	Right	U	Left	Thru	Right	U	Left	Thru	Right	U		
All Vehicles	0	348	88	0	0	0	0	0	56	64	268	0	64	4	100	16	1008	
Heavy Trucks	0	136	16		0	0	0		8	20	172		12	0	40		404	
Pedestrians		0				0				0				0			0	
Bicycles	0	0	0		0	0	0		0	0	0		0	0	0		0	
Railroad																		
Stopped Buses																		

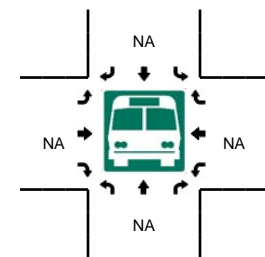
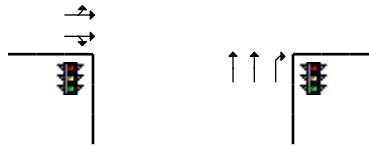
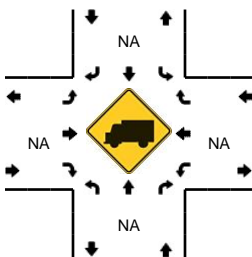
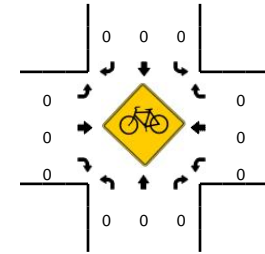
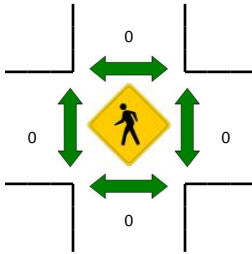
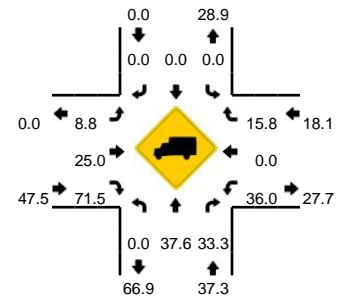
Comments: N/A

LOCATION: McIntosh Rd -- Eller Dr
CITY/STATE: Fort Lauderdale, FL

QC JOB #: 11348643
DATE: Fri, Oct 11 2013



Peak-Hour: 4:15 PM -- 5:15 PM
Peak 15-Min: 5:00 PM -- 5:15 PM



15-Min Count Period Beginning At	McIntosh Rd (Northbound)				McIntosh Rd (Southbound)				Eller Dr (Eastbound)				Eller Dr (Westbound)				Total	Hourly Totals
	Left	Thru	Right	U	Left	Thru	Right	U	Left	Thru	Right	U	Left	Thru	Right	U		
4:00 PM	0	105	14	0	0	0	0	0	8	15	32	0	16	0	62	2	254	
4:15 PM	0	100	13	0	0	0	0	0	6	14	29	0	7	0	40	0	209	
4:30 PM	0	102	6	0	0	0	0	0	16	13	33	0	6	0	35	0	211	
4:45 PM	0	99	5	0	0	0	0	0	11	14	33	0	5	0	53	0	220	894
5:00 PM	0	117	9	0	0	0	0	0	24	7	42	0	5	0	62	2	268	908
5:15 PM	0	75	4	0	0	0	0	0	9	15	38	0	5	0	25	0	171	870
5:30 PM	0	55	7	0	0	0	0	0	1	18	36	0	1	0	29	1	148	807
5:45 PM	0	41	7	0	0	0	0	0	3	15	44	0	7	0	14	1	132	719
Peak 15-Min Flowrates	Northbound				Southbound				Eastbound				Westbound				Total	
	Left	Thru	Right	U	Left	Thru	Right	U	Left	Thru	Right	U	Left	Thru	Right	U		
All Vehicles	0	468	36	0	0	0	0	0	96	28	168	0	20	0	248	8	1072	
Heavy Trucks	0	72	8	0	0	0	0	0	0	0	96	0	8	0	16	0	200	
Pedestrians	0	0	0	0	0	0	0	0	0	0	0	0	0	0	0	0	0	
Bicycles	0	0	0	0	0	0	0	0	0	0	0	0	0	0	0	0	0	
Railroad	0	0	0	0	0	0	0	0	0	0	0	0	0	0	0	0	0	
Stopped Buses	0	0	0	0	0	0	0	0	0	0	0	0	0	0	0	0	0	

Comments: N/A

**APPENDIX B:
ROADWAY SEGMENT ADT
AND
VEHICLE CLASSIFICATION (RAW DATA)**

AVERAGE DAILY TRAFFIC

LOCATION: SE 17th St btwn Federal Hwy and S Miami Rd
SPECIFIC LOCATION: 10 ft from
CITY/STATE: Fort Lauderdale, FL

QC JOB #: 11348601
DIRECTION: EB
DATE: Oct 08 2013 - Oct 13 2013

Start Time	Mon 08-Oct-13	Tue 09-Oct-13	Wed 10-Oct-13	Thu 11-Oct-13	Fri 11-Oct-13	Average Weekday Hourly Traffic	Sat 12-Oct-13	Sun 13-Oct-13	Average Week Hourly Traffic	Average Week Profile
12:00 AM		117	156	198	206	169	487	391	259	
1:00 AM		65	87	106	101	90	306	238	151	
2:00 AM		52	58	67	59	59	178	156	95	
3:00 AM		39	51	54	63	52	123	120	75	
4:00 AM		124	110	135	131	125	178	156	139	
5:00 AM		269	234	271	268	261	343	301	281	
6:00 AM		526	573	606	552	564	489	411	526	
7:00 AM		929	900	986	963	945	777	480	839	
8:00 AM		1086	1024	977	1067	1039	984	753	982	
9:00 AM		1058	981	988	975	1001	1069	820	982	
10:00 AM		981	906	1026	972	971	1030	879	966	
11:00 AM		976	998	1010	971	989	1034	918	985	
12:00 PM		846	904	839	781	843	902	903	863	
1:00 PM		849	905	773	782	827	844	904	843	
2:00 PM		875	932	911	845	891	946	898	901	
3:00 PM		764	884	822	892	841	813	829	834	
4:00 PM		837	852	822	806	829	734	799	808	
5:00 PM		860	871	758	680	792	833	813	803	
6:00 PM		1050	1027	971	807	964	784	762	900	
7:00 PM		905	929	893	1018	936	928	677	892	
8:00 PM		715	715	719	866	754	826	589	738	
9:00 PM		579	560	616	745	625	672	477	608	
10:00 PM		473	476	466	717	533	599	406	523	
11:00 PM		310	342	357	548	389	482	316	393	
Day Total		15285	15475	15371	15815	15489	16361	13996	15386	
% Weekday Average		98.7%	99.9%	99.2%	102.1%					
% Week Average		99.3%	100.6%	99.9%	102.8%	100.7%	106.3%	91.0%		
AM Peak Volume		8:00 AM 1086	8:00 AM 1024	10:00 AM 1026	8:00 AM 1067	8:00 AM 1039	9:00 AM 1069	11:00 AM 918	11:00 AM 985	
PM Peak Volume		6:00 PM 1050	6:00 PM 1027	6:00 PM 971	7:00 PM 1018	6:00 PM 964	2:00 PM 946	1:00 PM 904	2:00 PM 901	

Comments: N/A

LOCATION: SE 17th St btwn Federal Hwy and S Miami Rd SPECIFIC LOCATION: 10 ft from CITY/STATE: Fort Lauderdale, FL							QC JOB #: 11348601 DIRECTION: EB DATE: Oct 14 2013 - Oct 14 2013			
Start Time	Mon 14-Oct-13	Tue	Wed	Thu	Fri	Average Weekday Hourly Traffic	Sat	Sun	Average Week Hourly Traffic	Average Week Profile
12:00 AM	215					215			215	
1:00 AM	102					102			102	
2:00 AM	67					67			67	
3:00 AM	73					73			73	
4:00 AM	118					118			118	
5:00 AM	263					263			263	
6:00 AM	496					496			496	
7:00 AM	826					826			826	
8:00 AM	967					967			967	
9:00 AM	855					855			855	
10:00 AM	816					816			816	
11:00 AM	905					905			905	
12:00 PM	967					967			967	
1:00 PM	863					863			863	
2:00 PM	817					817			817	
3:00 PM	817					817			817	
4:00 PM	736					736			736	
5:00 PM	810					810			810	
6:00 PM	902					902			902	
7:00 PM	774					774			774	
8:00 PM	595					595			595	
9:00 PM	474					474			474	
10:00 PM	425					425			425	
11:00 PM	258					258			258	
Day Total	14141					14141			14141	
% Weekday Average	91.3%									
% Week Average	91.9%					100.0%				
AM Peak Volume	8:00 AM 967					8:00 AM 967			8:00 AM 967	
PM Peak Volume	12:00 PM 967					12:00 PM 967			12:00 PM 967	
<i>Comments:</i> N/A										

LOCATION: SE 17th St btwn Federal Hwy and S Miami Rd SPECIFIC LOCATION: 10 ft from CITY/STATE: Fort Lauderdale, FL						QC JOB #: 11348601 DIRECTION: EB DATE: Oct 07 2013 - Oct 11 2013		
Start Time	Mon 07-Oct-13	Tue 08-Oct-13	Wed 09-Oct-13	Thu 10-Oct-13	Fri 11-Oct-13	Average Weekday Hourly Traffic		Average Weekday Profile
12:00 AM	215	117	156	198	206	178		
1:00 AM	102	65	87	106	101	92		
2:00 AM	67	52	58	67	59	61		
3:00 AM	73	39	51	54	63	56		
4:00 AM	118	124	110	135	131	124		
5:00 AM	263	269	234	271	268	261		
6:00 AM	496	526	573	606	552	551		
7:00 AM	826	929	900	986	963	921		
8:00 AM	967	1086	1024	977	1067	1024		
9:00 AM	855	1058	981	988	975	971		
10:00 AM	816	981	906	1026	972	940		
11:00 AM	905	976	998	1010	971	972		
12:00 PM	967	846	904	839	781	867		
1:00 PM	863	849	905	773	782	834		
2:00 PM	817	875	932	911	845	876		
3:00 PM	817	764	884	822	892	836		
4:00 PM	736	837	852	822	806	811		
5:00 PM	810	860	871	758	680	796		
6:00 PM	902	1050	1027	971	807	951		
7:00 PM	774	905	929	893	1018	904		
8:00 PM	595	715	715	719	866	722		
9:00 PM	474	579	560	616	745	595		
10:00 PM	425	473	476	466	717	511		
11:00 PM	258	310	342	357	548	363		
Day Total	14141	15285	15475	15371	15815	15217		
% Weekday Average	92.9%	100.4%	101.7%	101.0%	103.9%			
% Week Average								
AM Peak Volume	8:00 AM 967	8:00 AM 1086	8:00 AM 1024	10:00 AM 1026	8:00 AM 1067	8:00 AM 1024		
PM Peak Volume	12:00 PM 967	6:00 PM 1050	6:00 PM 1027	6:00 PM 971	7:00 PM 1018	6:00 PM 951		
<i>Comments:</i> N/A								

SUMMARY - Tube Count - Volume Data (Weekend)

LOCATION: SE 17th St btwn Federal Hwy and S Miami Rd SPECIFIC LOCATION: 10 ft from CITY/STATE: Fort Lauderdale, FL				QC JOB #: 11348601 DIRECTION: EB DATE: Oct 12 2013 - Oct 13 2013		
Start Time			Sat 12-Oct-13	Sun 13-Oct-13	Average Weekend Hourly Traffic	Average Weekend Profile
12:00 AM			487	391	439	
1:00 AM			306	238	272	
2:00 AM			178	156	167	
3:00 AM			123	120	122	
4:00 AM			178	156	167	
5:00 AM			343	301	322	
6:00 AM			489	411	450	
7:00 AM			777	480	629	
8:00 AM			984	753	869	
9:00 AM			1069	820	945	
10:00 AM			1030	879	955	
11:00 AM			1034	918	976	
12:00 PM			902	903	903	
1:00 PM			844	904	874	
2:00 PM			946	898	922	
3:00 PM			813	829	821	
4:00 PM			734	799	767	
5:00 PM			833	813	823	
6:00 PM			784	762	773	
7:00 PM			928	677	803	
8:00 PM			826	589	708	
9:00 PM			672	477	575	
10:00 PM			599	406	503	
11:00 PM			482	316	399	
Day Total			16361	13996	15184	
% Weekday Average						
% Week Average			107.8%	92.2%		
AM Peak			9:00 AM	11:00 AM	11:00 AM	
Volume			1069	918	976	
PM Peak			2:00 PM	1:00 PM	2:00 PM	
Volume			946	904	922	
<i>Comments:</i> N/A						

LOCATION: SE 17th St btwn Federal Hwy and S Miami Rd
SPECIFIC LOCATION: 10 ft from
CITY/STATE: Fort Lauderdale, FL

QC JOB #: 11348601
DIRECTION: EB
DATE: Oct 07 2013 - Oct 13 2013

Start Time	Mon 07-Oct-13	Tue 08-Oct-13	Wed 09-Oct-13	Thu 10-Oct-13	Fri 11-Oct-13	Average Weekday Hourly Traffic	Sat 12-Oct-13	Sun 13-Oct-13	Average Week Hourly Traffic	Average Week Profile
12:00 AM	215	117	156	198	206	178	487	391	253	
1:00 AM	102	65	87	106	101	92	306	238	144	
2:00 AM	67	52	58	67	59	61	178	156	91	
3:00 AM	73	39	51	54	63	56	123	120	75	
4:00 AM	118	124	110	135	131	124	178	156	136	
5:00 AM	263	269	234	271	268	261	343	301	278	
6:00 AM	496	526	573	606	552	551	489	411	522	
7:00 AM	826	929	900	986	963	921	777	480	837	
8:00 AM	967	1086	1024	977	1067	1024	984	753	980	
9:00 AM	855	1058	981	988	975	971	1069	820	964	
10:00 AM	816	981	906	1026	972	940	1030	879	944	
11:00 AM	905	976	998	1010	971	972	1034	918	973	
12:00 PM	967	846	904	839	781	867	902	903	877	
1:00 PM	863	849	905	773	782	834	844	904	846	
2:00 PM	817	875	932	911	845	876	946	898	889	
3:00 PM	817	764	884	822	892	836	813	829	832	
4:00 PM	736	837	852	822	806	811	734	799	798	
5:00 PM	810	860	871	758	680	796	833	813	804	
6:00 PM	902	1050	1027	971	807	951	784	762	900	
7:00 PM	774	905	929	893	1018	904	928	677	875	
8:00 PM	595	715	715	719	866	722	826	589	718	
9:00 PM	474	579	560	616	745	595	672	477	589	
10:00 PM	425	473	476	466	717	511	599	406	509	
11:00 PM	258	310	342	357	548	363	482	316	373	
Day Total	14141	15285	15475	15371	15815	15217	16361	13996	15207	
% Weekday Average	92.9%	100.4%	101.7%	101.0%	103.9%					
% Week Average	93.0%	100.5%	101.8%	101.1%	104.0%	100.1%	107.6%	92.0%		
AM Peak Volume	8:00 AM 967	8:00 AM 1086	8:00 AM 1024	10:00 AM 1026	8:00 AM 1067	8:00 AM 1024	9:00 AM 1069	11:00 AM 918	8:00 AM 980	
PM Peak Volume	12:00 PM 967	6:00 PM 1050	6:00 PM 1027	6:00 PM 971	7:00 PM 1018	6:00 PM 951	2:00 PM 946	1:00 PM 904	6:00 PM 900	

Comments: N/A

LOCATION: SE 17th St btwn Federal Hwy and S Miami Rd SPECIFIC LOCATION: 10 ft from CITY/STATE: Fort Lauderdale, FL										QC JOB #: 11348601 DIRECTION: WB DATE: Oct 08 2013 - Oct 13 2013
Start Time	Mon 08-Oct-13	Tue 09-Oct-13	Wed 10-Oct-13	Thu 11-Oct-13	Fri 11-Oct-13	Average Weekday Hourly Traffic	Sat 12-Oct-13	Sun 13-Oct-13	Average Week Hourly Traffic	Average Week Profile
12:00 AM		187	207	215	392	250	565	633	367	
1:00 AM		104	110	155	213	146	363	418	227	
2:00 AM		69	87	81	113	88	264	319	156	
3:00 AM		56	56	56	76	61	268	196	118	
4:00 AM		84	74	110	133	100	535	174	185	
5:00 AM		191	184	202	226	201	220	218	207	
6:00 AM		414	394	420	399	407	260	303	365	
7:00 AM		787	777	711	781	764	483	449	665	
8:00 AM		821	817	745	791	794	609	564	725	
9:00 AM		708	725	756	789	745	690	680	725	
10:00 AM		867	885	907	829	872	795	755	840	
11:00 AM		796	843	832	789	815	879	859	833	
12:00 PM		742	662	723	608	684	793	884	735	
1:00 PM		815	872	768	656	778	754	805	778	
2:00 PM		884	938	999	821	911	962	937	924	
3:00 PM		835	866	870	887	865	843	954	876	
4:00 PM		922	930	889	676	854	688	993	850	
5:00 PM		719	825	654	633	708	920	1002	792	
6:00 PM		946	902	868	704	855	986	911	886	
7:00 PM		905	874	960	977	929	1031	871	936	
8:00 PM		851	900	924	920	899	907	785	881	
9:00 PM		819	853	859	962	873	933	631	843	
10:00 PM		637	625	887	1007	789	915	582	776	
11:00 PM		453	531	764	904	663	947	491	682	
Day Total		14612	14937	15355	15286	15051	16610	15414	15372	
% Weekday Average		97.1%	99.2%	102.0%	101.6%					
% Week Average		95.1%	97.2%	99.9%	99.4%	97.9%	108.1%	100.3%		
AM Peak Volume		10:00 AM 867	10:00 AM 885	10:00 AM 907	10:00 AM 829	10:00 AM 872	11:00 AM 879	11:00 AM 859	10:00 AM 840	
PM Peak Volume		6:00 PM 946	2:00 PM 938	2:00 PM 999	10:00 PM 1007	7:00 PM 929	7:00 PM 1031	5:00 PM 1002	7:00 PM 936	
<i>Comments:</i> N/A										

LOCATION: SE 17th St btwn Federal Hwy and S Miami Rd SPECIFIC LOCATION: 10 ft from CITY/STATE: Fort Lauderdale, FL							QC JOB #: 11348601 DIRECTION: WB DATE: Oct 14 2013 - Oct 14 2013			
Start Time	Mon 14-Oct-13	Tue	Wed	Thu	Fri	Average Weekday Hourly Traffic	Sat	Sun	Average Week Hourly Traffic	Average Week Profile
12:00 AM	289					289			289	
1:00 AM	150					150			150	
2:00 AM	106					106			106	
3:00 AM	72					72			72	
4:00 AM	130					130			130	
5:00 AM	222					222			222	
6:00 AM	470					470			470	
7:00 AM	735					735			735	
8:00 AM	752					752			752	
9:00 AM	721					721			721	
10:00 AM	811					811			811	
11:00 AM	816					816			816	
12:00 PM	773					773			773	
1:00 PM	847					847			847	
2:00 PM	848					848			848	
3:00 PM	922					922			922	
4:00 PM	827					827			827	
5:00 PM	846					846			846	
6:00 PM	889					889			889	
7:00 PM	849					849			849	
8:00 PM	765					765			765	
9:00 PM	739					739			739	
10:00 PM	580					580			580	
11:00 PM	441					441			441	
Day Total	14600					14600			14600	
% Weekday Average	97.0%									
% Week Average	95.0%					100.0%				
AM Peak Volume	11:00 AM 816					11:00 AM 816			11:00 AM 816	
PM Peak Volume	3:00 PM 922					3:00 PM 922			3:00 PM 922	
<i>Comments:</i> N/A										

LOCATION: SE 17th St btwn Federal Hwy and S Miami Rd
SPECIFIC LOCATION: 10 ft from
CITY/STATE: Fort Lauderdale, FL

QC JOB #: 11348601
DIRECTION: WB
DATE: Oct 07 2013 - Oct 11 2013

Start Time	Mon 07-Oct-13	Tue 08-Oct-13	Wed 09-Oct-13	Thu 10-Oct-13	Fri 11-Oct-13	Average Weekday Hourly Traffic			Average Weekday Profile
12:00 AM	289	187	207	215	392	258			
1:00 AM	150	104	110	155	213	146			
2:00 AM	106	69	87	81	113	91			
3:00 AM	72	56	56	56	76	63			
4:00 AM	130	84	74	110	133	106			
5:00 AM	222	191	184	202	226	205			
6:00 AM	470	414	394	420	399	419			
7:00 AM	735	787	777	711	781	758			
8:00 AM	752	821	817	745	791	785			
9:00 AM	721	708	725	756	789	740			
10:00 AM	811	867	885	907	829	860			
11:00 AM	816	796	843	832	789	815			
12:00 PM	773	742	662	723	608	702			
1:00 PM	847	815	872	768	656	792			
2:00 PM	848	884	938	999	821	898			
3:00 PM	922	835	866	870	887	876			
4:00 PM	827	922	930	889	676	849			
5:00 PM	846	719	825	654	633	735			
6:00 PM	889	946	902	868	704	862			
7:00 PM	849	905	874	960	977	913			
8:00 PM	765	851	900	924	920	872			
9:00 PM	739	819	853	859	962	846			
10:00 PM	580	637	625	887	1007	747			
11:00 PM	441	453	531	764	904	619			
Day Total	14600	14612	14937	15355	15286	14957			
% Weekday Average	97.6%	97.7%	99.9%	102.7%	102.2%				
% Week Average									
AM Peak Volume	11:00 AM 816	10:00 AM 867	10:00 AM 885	10:00 AM 907	10:00 AM 829	10:00 AM 860			
PM Peak Volume	3:00 PM 922	6:00 PM 946	2:00 PM 938	2:00 PM 999	10:00 PM 1007	7:00 PM 913			

Comments: N/A

SUMMARY - Tube Count - Volume Data (Weekend)

LOCATION: SE 17th St btwn Federal Hwy and S Miami Rd SPECIFIC LOCATION: 10 ft from CITY/STATE: Fort Lauderdale, FL				QC JOB #: 11348601 DIRECTION: WB DATE: Oct 12 2013 - Oct 13 2013		
Start Time			Sat 12-Oct-13	Sun 13-Oct-13	Average Weekend Hourly Traffic	Average Weekend Profile
12:00 AM			565	633	599	
1:00 AM			363	418	391	
2:00 AM			264	319	292	
3:00 AM			268	196	232	
4:00 AM			535	174	355	
5:00 AM			220	218	219	
6:00 AM			260	303	282	
7:00 AM			483	449	466	
8:00 AM			609	564	587	
9:00 AM			690	680	685	
10:00 AM			795	755	775	
11:00 AM			879	859	869	
12:00 PM			793	884	839	
1:00 PM			754	805	780	
2:00 PM			962	937	950	
3:00 PM			843	954	899	
4:00 PM			688	993	841	
5:00 PM			920	1002	961	
6:00 PM			986	911	949	
7:00 PM			1031	871	951	
8:00 PM			907	785	846	
9:00 PM			933	631	782	
10:00 PM			915	582	749	
11:00 PM			947	491	719	
Day Total			16610	15414	16018	
% Weekday Average						
% Week Average			103.7%	96.2%		
AM Peak Volume			11:00 AM 879	11:00 AM 859	11:00 AM 869	
PM Peak Volume			7:00 PM 1031	5:00 PM 1002	5:00 PM 961	
<i>Comments:</i> N/A						

LOCATION: SE 17th St btwn Federal Hwy and S Miami Rd
SPECIFIC LOCATION: 10 ft from
CITY/STATE: Fort Lauderdale, FL

QC JOB #: 11348601
DIRECTION: WB
DATE: Oct 07 2013 - Oct 13 2013

Start Time	Mon 07-Oct-13	Tue 08-Oct-13	Wed 09-Oct-13	Thu 10-Oct-13	Fri 11-Oct-13	Average Weekday Hourly Traffic	Sat 12-Oct-13	Sun 13-Oct-13	Average Week Hourly Traffic	Average Week Profile
12:00 AM	289	187	207	215	392	258	565	633	355	
1:00 AM	150	104	110	155	213	146	363	418	216	
2:00 AM	106	69	87	81	113	91	264	319	148	
3:00 AM	72	56	56	56	76	63	268	196	111	
4:00 AM	130	84	74	110	133	106	535	174	177	
5:00 AM	222	191	184	202	226	205	220	218	209	
6:00 AM	470	414	394	420	399	419	260	303	380	
7:00 AM	735	787	777	711	781	758	483	449	675	
8:00 AM	752	821	817	745	791	785	609	564	728	
9:00 AM	721	708	725	756	789	740	690	680	724	
10:00 AM	811	867	885	907	829	860	795	755	836	
11:00 AM	816	796	843	832	789	815	879	859	831	
12:00 PM	773	742	662	723	608	702	793	884	741	
1:00 PM	847	815	872	768	656	792	754	805	788	
2:00 PM	848	884	938	999	821	898	962	937	913	
3:00 PM	922	835	866	870	887	876	843	954	882	
4:00 PM	827	922	930	889	676	849	688	993	846	
5:00 PM	846	719	825	654	633	735	920	1002	800	
6:00 PM	889	946	902	868	704	862	986	911	887	
7:00 PM	849	905	874	960	977	913	1031	871	924	
8:00 PM	765	851	900	924	920	872	907	785	865	
9:00 PM	739	819	853	859	962	846	933	631	828	
10:00 PM	580	637	625	887	1007	747	915	582	748	
11:00 PM	441	453	531	764	904	619	947	491	647	
Day Total	14600	14612	14937	15355	15286	14957	16610	15414	15259	
% Weekday Average	97.6%	97.7%	99.9%	102.7%	102.2%					
% Week Average	95.7%	95.8%	97.9%	100.6%	100.2%	98.0%	108.9%	101.0%		
AM Peak Volume	11:00 AM 816	10:00 AM 867	10:00 AM 885	10:00 AM 907	10:00 AM 829	10:00 AM 860	11:00 AM 879	11:00 AM 859	10:00 AM 836	
PM Peak Volume	3:00 PM 922	6:00 PM 946	2:00 PM 938	2:00 PM 999	10:00 PM 1007	7:00 PM 913	7:00 PM 1031	5:00 PM 1002	7:00 PM 924	

Comments: N/A

LOCATION: SE 17th St btwn S Miami Rd and SE 10th Ave SPECIFIC LOCATION: 10 ft from CITY/STATE: Fort Lauderdale, FL										QC JOB #: 11348602 DIRECTION: EB DATE: Oct 08 2013 - Oct 13 2013
Start Time	Mon 08-Oct-13	Tue 09-Oct-13	Wed 10-Oct-13	Thu 11-Oct-13	Fri 11-Oct-13	Average Weekday Hourly Traffic	Sat 12-Oct-13	Sun 13-Oct-13	Average Week Hourly Traffic	Average Week Profile
12:00 AM		124	156	207	229	179	531	438	281	
1:00 AM		66	99	116	118	100	333	270	167	
2:00 AM		53	64	73	61	63	186	170	101	
3:00 AM		41	55	52	64	53	123	125	77	
4:00 AM		130	113	143	139	131	182	181	148	
5:00 AM		288	248	282	268	272	355	319	293	
6:00 AM		552	606	647	597	601	512	479	566	
7:00 AM		1157	1073	1288	1145	1166	887	569	1020	
8:00 AM		1642	1583	1518	1600	1586	1214	863	1403	
9:00 AM		1527	1403	1427	1379	1434	1401	1037	1362	
10:00 AM		1292	1255	1334	1350	1308	1388	1204	1304	
11:00 AM		1416	1430	1484	1561	1473	1584	1383	1476	
12:00 PM		1701	1696	1746	1845	1747	1623	1526	1690	
1:00 PM		1430	1502	1574	1679	1546	1658	1457	1550	
2:00 PM		1364	1466	1346	1491	1417	1539	1314	1420	
3:00 PM		1287	1331	1359	1523	1375	1457	1230	1365	
4:00 PM		1375	1386	1399	1570	1433	1295	1219	1374	
5:00 PM		1531	1593	1489	1593	1552	1256	1173	1439	
6:00 PM		1428	1437	1564	1606	1509	1285	1082	1400	
7:00 PM		1108	1207	1217	1325	1214	1274	921	1175	
8:00 PM		825	799	844	1076	886	1018	787	892	
9:00 PM		655	649	710	869	721	838	567	715	
10:00 PM		508	514	522	837	595	708	468	593	
11:00 PM		328	354	376	637	424	584	355	439	
Day Total		21828	22019	22717	24562	22785	23231	19137	22250	
% Weekday Average		95.8%	96.6%	99.7%	107.8%					
% Week Average		98.1%	99.0%	102.1%	110.4%	102.4%	104.4%	86.0%		
AM Peak		8:00 AM	8:00 AM	8:00 AM	8:00 AM	8:00 AM	11:00 AM	11:00 AM	11:00 AM	
Volume		1642	1583	1518	1600	1586	1584	1383	1476	
PM Peak		12:00 PM	12:00 PM	12:00 PM	12:00 PM	12:00 PM	1:00 PM	12:00 PM	12:00 PM	
Volume		1701	1696	1746	1845	1747	1658	1526	1690	
<i>Comments:</i> N/A										

LOCATION: SE 17th St btwn S Miami Rd and SE 10th Ave SPECIFIC LOCATION: 10 ft from CITY/STATE: Fort Lauderdale, FL							QC JOB #: 11348602 DIRECTION: EB DATE: Oct 14 2013 - Oct 14 2013			
Start Time	Mon 14-Oct-13	Tue	Wed	Thu	Fri	Average Weekday Hourly Traffic	Sat	Sun	Average Week Hourly Traffic	Average Week Profile
12:00 AM	235					235			235	
1:00 AM	119					119			119	
2:00 AM	70					70			70	
3:00 AM	80					80			80	
4:00 AM	141					141			141	
5:00 AM	280					280			280	
6:00 AM	572					572			572	
7:00 AM	1086					1086			1086	
8:00 AM	1485					1485			1485	
9:00 AM	1344					1344			1344	
10:00 AM	1199					1199			1199	
11:00 AM	1368					1368			1368	
12:00 PM	1629					1629			1629	
1:00 PM	1447					1447			1447	
2:00 PM	1374					1374			1374	
3:00 PM	1264					1264			1264	
4:00 PM	1386					1386			1386	
5:00 PM	1504					1504			1504	
6:00 PM	1428					1428			1428	
7:00 PM	1050					1050			1050	
8:00 PM	807					807			807	
9:00 PM	603					603			603	
10:00 PM	501					501			501	
11:00 PM	291					291			291	
Day Total	21263					21263			21263	
% Weekday Average	93.3%									
% Week Average	95.6%					100.0%				
AM Peak Volume	8:00 AM 1485					8:00 AM 1485			8:00 AM 1485	
PM Peak Volume	12:00 PM 1629					12:00 PM 1629			12:00 PM 1629	
<i>Comments:</i> N/A										

LOCATION: SE 17th St btwn S Miami Rd and SE 10th Ave
SPECIFIC LOCATION: 10 ft from
CITY/STATE: Fort Lauderdale, FL

QC JOB #: 11348602
DIRECTION: EB
DATE: Oct 07 2013 - Oct 11 2013

Start Time	Mon 07-Oct-13	Tue 08-Oct-13	Wed 09-Oct-13	Thu 10-Oct-13	Fri 11-Oct-13	Average Weekday Hourly Traffic			Average Weekday Profile
12:00 AM	235	124	156	207	229	190			
1:00 AM	119	66	99	116	118	104			
2:00 AM	70	53	64	73	61	64			
3:00 AM	80	41	55	52	64	58			
4:00 AM	141	130	113	143	139	133			
5:00 AM	280	288	248	282	268	273			
6:00 AM	572	552	606	647	597	595			
7:00 AM	1086	1157	1073	1288	1145	1150			
8:00 AM	1485	1642	1583	1518	1600	1566			
9:00 AM	1344	1527	1403	1427	1379	1416			
10:00 AM	1199	1292	1255	1334	1350	1286			
11:00 AM	1368	1416	1430	1484	1561	1452			
12:00 PM	1629	1701	1696	1746	1845	1723			
1:00 PM	1447	1430	1502	1574	1679	1526			
2:00 PM	1374	1364	1466	1346	1491	1408			
3:00 PM	1264	1287	1331	1359	1523	1353			
4:00 PM	1386	1375	1386	1399	1570	1423			
5:00 PM	1504	1531	1593	1489	1593	1542			
6:00 PM	1428	1428	1437	1564	1606	1493			
7:00 PM	1050	1108	1207	1217	1325	1181			
8:00 PM	807	825	799	844	1076	870			
9:00 PM	603	655	649	710	869	697			
10:00 PM	501	508	514	522	837	576			
11:00 PM	291	328	354	376	637	397			
Day Total	21263	21828	22019	22717	24562	22476			
% Weekday Average	94.6%	97.1%	98.0%	101.1%	109.3%				
% Week Average									
AM Peak Volume	8:00 AM 1485	8:00 AM 1642	8:00 AM 1583	8:00 AM 1518	8:00 AM 1600	8:00 AM 1566			
PM Peak Volume	12:00 PM 1629	12:00 PM 1701	12:00 PM 1696	12:00 PM 1746	12:00 PM 1845	12:00 PM 1723			

Comments: N/A

SUMMARY - Tube Count - Volume Data (Weekend)

LOCATION: SE 17th St btwn S Miami Rd and SE 10th Ave SPECIFIC LOCATION: 10 ft from CITY/STATE: Fort Lauderdale, FL				QC JOB #: 11348602 DIRECTION: EB DATE: Oct 12 2013 - Oct 13 2013		
Start Time			Sat 12-Oct-13	Sun 13-Oct-13	Average Weekend Hourly Traffic	Average Weekend Profile
12:00 AM			531	438	485	
1:00 AM			333	270	302	
2:00 AM			186	170	178	
3:00 AM			123	125	124	
4:00 AM			182	181	182	
5:00 AM			355	319	337	
6:00 AM			512	479	496	
7:00 AM			887	569	728	
8:00 AM			1214	863	1039	
9:00 AM			1401	1037	1219	
10:00 AM			1388	1204	1296	
11:00 AM			1584	1383	1484	
12:00 PM			1623	1526	1575	
1:00 PM			1658	1457	1558	
2:00 PM			1539	1314	1427	
3:00 PM			1457	1230	1344	
4:00 PM			1295	1219	1257	
5:00 PM			1256	1173	1215	
6:00 PM			1285	1082	1184	
7:00 PM			1274	921	1098	
8:00 PM			1018	787	903	
9:00 PM			838	567	703	
10:00 PM			708	468	588	
11:00 PM			584	355	470	
Day Total			23231	19137	21192	
% Weekday Average						
% Week Average			109.6%	90.3%		
AM Peak			11:00 AM	11:00 AM	11:00 AM	
Volume			1584	1383	1484	
PM Peak			1:00 PM	12:00 PM	12:00 PM	
Volume			1658	1526	1575	
<i>Comments:</i> N/A						

LOCATION: SE 17th St btwn S Miami Rd and SE 10th Ave SPECIFIC LOCATION: 10 ft from CITY/STATE: Fort Lauderdale, FL										QC JOB #: 11348602 DIRECTION: EB DATE: Oct 07 2013 - Oct 13 2013	
Start Time	Mon 07-Oct-13	Tue 08-Oct-13	Wed 09-Oct-13	Thu 10-Oct-13	Fri 11-Oct-13	Average Weekday Hourly Traffic	Sat 12-Oct-13	Sun 13-Oct-13	Average Week Hourly Traffic	Average Week Profile	
12:00 AM	235	124	156	207	229	190	531	438	274		
1:00 AM	119	66	99	116	118	104	333	270	160		
2:00 AM	70	53	64	73	61	64	186	170	97		
3:00 AM	80	41	55	52	64	58	123	125	77		
4:00 AM	141	130	113	143	139	133	182	181	147		
5:00 AM	280	288	248	282	268	273	355	319	291		
6:00 AM	572	552	606	647	597	595	512	479	566		
7:00 AM	1086	1157	1073	1288	1145	1150	887	569	1029		
8:00 AM	1485	1642	1583	1518	1600	1566	1214	863	1415		
9:00 AM	1344	1527	1403	1427	1379	1416	1401	1037	1360		
10:00 AM	1199	1292	1255	1334	1350	1286	1388	1204	1289		
11:00 AM	1368	1416	1430	1484	1561	1452	1584	1383	1461		
12:00 PM	1629	1701	1696	1746	1845	1723	1623	1526	1681		
1:00 PM	1447	1430	1502	1574	1679	1526	1658	1457	1535		
2:00 PM	1374	1364	1466	1346	1491	1408	1539	1314	1413		
3:00 PM	1264	1287	1331	1359	1523	1353	1457	1230	1350		
4:00 PM	1386	1375	1386	1399	1570	1423	1295	1219	1376		
5:00 PM	1504	1531	1593	1489	1593	1542	1256	1173	1448		
6:00 PM	1428	1428	1437	1564	1606	1493	1285	1082	1404		
7:00 PM	1050	1108	1207	1217	1325	1181	1274	921	1157		
8:00 PM	807	825	799	844	1076	870	1018	787	879		
9:00 PM	603	655	649	710	869	697	838	567	699		
10:00 PM	501	508	514	522	837	576	708	468	580		
11:00 PM	291	328	354	376	637	397	584	355	418		
Day Total	21263	21828	22019	22717	24562	22476	23231	19137	22106		
% Weekday Average	94.6%	97.1%	98.0%	101.1%	109.3%						
% Week Average	96.2%	98.7%	99.6%	102.8%	111.1%	101.7%	105.1%	86.6%			
AM Peak Volume	8:00 AM 1485	8:00 AM 1642	8:00 AM 1583	8:00 AM 1518	8:00 AM 1600	8:00 AM 1566	11:00 AM 1584	11:00 AM 1383	11:00 AM 1461		
PM Peak Volume	12:00 PM 1629	12:00 PM 1701	12:00 PM 1696	12:00 PM 1746	12:00 PM 1845	12:00 PM 1723	1:00 PM 1658	12:00 PM 1526	12:00 PM 1681		
<i>Comments:</i> N/A											

LOCATION: SE 17th St btwn S Miami Rd and SE 10th Ave SPECIFIC LOCATION: 10 ft from CITY/STATE: Fort Lauderdale, FL										QC JOB #: 11348602 DIRECTION: WB DATE: Oct 08 2013 - Oct 13 2013
Start Time	Mon 08-Oct-13	Tue 09-Oct-13	Wed 10-Oct-13	Thu 11-Oct-13	Fri 11-Oct-13	Average Weekday Hourly Traffic	Sat 12-Oct-13	Sun 13-Oct-13	Average Week Hourly Traffic	Average Week Profile
12:00 AM		106	183	187	278	189	310	559	271	
1:00 AM		71	102	112	124	102	160	325	149	
2:00 AM		71	74	47	97	72	189	254	122	
3:00 AM		27	57	54	69	52	164	188	93	
4:00 AM		58	41	102	73	69	358	129	127	
5:00 AM		174	104	176	158	153	131	210	159	
6:00 AM		446	343	357	276	356	176	254	309	
7:00 AM		864	735	773	656	757	316	370	619	
8:00 AM		1082	951	958	816	952	461	474	790	
9:00 AM		677	868	859	748	788	652	695	750	
10:00 AM		771	925	906	790	848	944	896	872	
11:00 AM		865	1014	1013	980	968	918	987	963	
12:00 PM		963	1067	1017	1266	1078	1212	1130	1109	
1:00 PM		1061	1074	1080	1112	1082	1091	1041	1077	
2:00 PM		1133	1104	863	1042	1036	1101	1071	1052	
3:00 PM		1188	1047	902	1161	1075	1131	1110	1090	
4:00 PM		1388	1116	991	706	1050	1038	1029	1045	
5:00 PM		1259	1119	785	935	1025	989	1065	1025	
6:00 PM		1121	945	782	785	908	935	849	903	
7:00 PM		959	878	778	608	806	826	862	819	
8:00 PM		831	713	630	584	690	600	693	675	
9:00 PM		747	758	618	507	658	655	441	621	
10:00 PM		611	488	690	546	584	685	445	578	
11:00 PM		396	469	484	500	462	763	392	501	
Day Total		16869	16175	15164	14817	15760	15805	15469	15719	
% Weekday Average		107.0%	102.6%	96.2%	94.0%					
% Week Average		107.3%	102.9%	96.5%	94.3%	100.3%	100.5%	98.4%		
AM Peak Volume		8:00 AM 1082	11:00 AM 1014	11:00 AM 1013	11:00 AM 980	11:00 AM 968	10:00 AM 944	11:00 AM 987	11:00 AM 963	
PM Peak Volume		4:00 PM 1388	5:00 PM 1119	1:00 PM 1080	12:00 PM 1266	1:00 PM 1082	12:00 PM 1212	12:00 PM 1130	12:00 PM 1109	
<i>Comments:</i> N/A										

LOCATION: SE 17th St btwn S Miami Rd and SE 10th Ave SPECIFIC LOCATION: 10 ft from CITY/STATE: Fort Lauderdale, FL							QC JOB #: 11348602 DIRECTION: WB DATE: Oct 14 2013 - Oct 14 2013			
Start Time	Mon 14-Oct-13	Tue	Wed	Thu	Fri	Average Weekday Hourly Traffic	Sat	Sun	Average Week Hourly Traffic	Average Week Profile
12:00 AM	243					243			243	
1:00 AM	100					100			100	
2:00 AM	76					76			76	
3:00 AM	40					40			40	
4:00 AM	84					84			84	
5:00 AM	196					196			196	
6:00 AM	504					504			504	
7:00 AM	935					935			935	
8:00 AM	954					954			954	
9:00 AM	1012					1012			1012	
10:00 AM	979					979			979	
11:00 AM	1036					1036			1036	
12:00 PM	971					971			971	
1:00 PM	1007					1007			1007	
2:00 PM	920					920			920	
3:00 PM	988					988			988	
4:00 PM	1070					1070			1070	
5:00 PM	1304					1304			1304	
6:00 PM	1147					1147			1147	
7:00 PM	949					949			949	
8:00 PM	554					554			554	
9:00 PM	564					564			564	
10:00 PM	355					355			355	
11:00 PM	361					361			361	
Day Total	16349					16349			16349	
% Weekday Average	103.7%									
% Week Average	104.0%					100.0%				
AM Peak Volume	11:00 AM 1036					11:00 AM 1036			11:00 AM 1036	
PM Peak Volume	5:00 PM 1304					5:00 PM 1304			5:00 PM 1304	
<i>Comments:</i> N/A										

LOCATION: SE 17th St btwn S Miami Rd and SE 10th Ave SPECIFIC LOCATION: 10 ft from CITY/STATE: Fort Lauderdale, FL						QC JOB #: 11348602 DIRECTION: WB DATE: Oct 07 2013 - Oct 11 2013		
Start Time	Mon 07-Oct-13	Tue 08-Oct-13	Wed 09-Oct-13	Thu 10-Oct-13	Fri 11-Oct-13	Average Weekday Hourly Traffic		Average Weekday Profile
12:00 AM	243	106	183	187	278	199		
1:00 AM	100	71	102	112	124	102		
2:00 AM	76	71	74	47	97	73		
3:00 AM	40	27	57	54	69	49		
4:00 AM	84	58	41	102	73	72		
5:00 AM	196	174	104	176	158	162		
6:00 AM	504	446	343	357	276	385		
7:00 AM	935	864	735	773	656	793		
8:00 AM	954	1082	951	958	816	952		
9:00 AM	1012	677	868	859	748	833		
10:00 AM	979	771	925	906	790	874		
11:00 AM	1036	865	1014	1013	980	982		
12:00 PM	971	963	1067	1017	1266	1057		
1:00 PM	1007	1061	1074	1080	1112	1067		
2:00 PM	920	1133	1104	863	1042	1012		
3:00 PM	988	1188	1047	902	1161	1057		
4:00 PM	1070	1388	1116	991	706	1054		
5:00 PM	1304	1259	1119	785	935	1080		
6:00 PM	1147	1121	945	782	785	956		
7:00 PM	949	959	878	778	608	834		
8:00 PM	554	831	713	630	584	662		
9:00 PM	564	747	758	618	507	639		
10:00 PM	355	611	488	690	546	538		
11:00 PM	361	396	469	484	500	442		
Day Total	16349	16869	16175	15164	14817	15874		
% Weekday Average	103.0%	106.3%	101.9%	95.5%	93.3%			
% Week Average								
AM Peak Volume	11:00 AM 1036	8:00 AM 1082	11:00 AM 1014	11:00 AM 1013	11:00 AM 980	11:00 AM 982		
PM Peak Volume	5:00 PM 1304	4:00 PM 1388	5:00 PM 1119	1:00 PM 1080	12:00 PM 1266	5:00 PM 1080		
<i>Comments:</i> N/A								

SUMMARY - Tube Count - Volume Data (Weekend)

LOCATION: SE 17th St btwn S Miami Rd and SE 10th Ave SPECIFIC LOCATION: 10 ft from CITY/STATE: Fort Lauderdale, FL				QC JOB #: 11348602 DIRECTION: WB DATE: Oct 12 2013 - Oct 13 2013		
Start Time			Sat 12-Oct-13	Sun 13-Oct-13	Average Weekend Hourly Traffic	Average Weekend Profile
12:00 AM			310	559	435	
1:00 AM			160	325	243	
2:00 AM			189	254	222	
3:00 AM			164	188	176	
4:00 AM			358	129	244	
5:00 AM			131	210	171	
6:00 AM			176	254	215	
7:00 AM			316	370	343	
8:00 AM			461	474	468	
9:00 AM			652	695	674	
10:00 AM			944	896	920	
11:00 AM			918	987	953	
12:00 PM			1212	1130	1171	
1:00 PM			1091	1041	1066	
2:00 PM			1101	1071	1086	
3:00 PM			1131	1110	1121	
4:00 PM			1038	1029	1034	
5:00 PM			989	1065	1027	
6:00 PM			935	849	892	
7:00 PM			826	862	844	
8:00 PM			600	693	647	
9:00 PM			655	441	548	
10:00 PM			685	445	565	
11:00 PM			763	392	578	
Day Total			15805	15469	15643	
% Weekday Average						
% Week Average			101.0%	98.9%		
AM Peak			10:00 AM	11:00 AM	11:00 AM	
Volume			944	987	953	
PM Peak			12:00 PM	12:00 PM	12:00 PM	
Volume			1212	1130	1171	
<i>Comments:</i> N/A						

LOCATION: SE 17th St btwn S Miami Rd and SE 10th Ave
SPECIFIC LOCATION: 10 ft from
CITY/STATE: Fort Lauderdale, FL

QC JOB #: 11348602
DIRECTION: WB
DATE: Oct 07 2013 - Oct 13 2013

Start Time	Mon 07-Oct-13	Tue 08-Oct-13	Wed 09-Oct-13	Thu 10-Oct-13	Fri 11-Oct-13	Average Weekday Hourly Traffic	Sat 12-Oct-13	Sun 13-Oct-13	Average Week Hourly Traffic	Average Week Profile
12:00 AM	243	106	183	187	278	199	310	559	267	
1:00 AM	100	71	102	112	124	102	160	325	142	
2:00 AM	76	71	74	47	97	73	189	254	115	
3:00 AM	40	27	57	54	69	49	164	188	86	
4:00 AM	84	58	41	102	73	72	358	129	121	
5:00 AM	196	174	104	176	158	162	131	210	164	
6:00 AM	504	446	343	357	276	385	176	254	337	
7:00 AM	935	864	735	773	656	793	316	370	664	
8:00 AM	954	1082	951	958	816	952	461	474	814	
9:00 AM	1012	677	868	859	748	833	652	695	787	
10:00 AM	979	771	925	906	790	874	944	896	887	
11:00 AM	1036	865	1014	1013	980	982	918	987	973	
12:00 PM	971	963	1067	1017	1266	1057	1212	1130	1089	
1:00 PM	1007	1061	1074	1080	1112	1067	1091	1041	1067	
2:00 PM	920	1133	1104	863	1042	1012	1101	1071	1033	
3:00 PM	988	1188	1047	902	1161	1057	1131	1110	1075	
4:00 PM	1070	1388	1116	991	706	1054	1038	1029	1048	
5:00 PM	1304	1259	1119	785	935	1080	989	1065	1065	
6:00 PM	1147	1121	945	782	785	956	935	849	938	
7:00 PM	949	959	878	778	608	834	826	862	837	
8:00 PM	554	831	713	630	584	662	600	693	658	
9:00 PM	564	747	758	618	507	639	655	441	613	
10:00 PM	355	611	488	690	546	538	685	445	546	
11:00 PM	361	396	469	484	500	442	763	392	481	
Day Total	16349	16869	16175	15164	14817	15874	15805	15469	15807	
% Weekday Average	103.0%	106.3%	101.9%	95.5%	93.3%					
% Week Average	103.4%	106.7%	102.3%	95.9%	93.7%	100.4%	100.0%	97.9%		
AM Peak Volume	11:00 AM 1036	8:00 AM 1082	11:00 AM 1014	11:00 AM 1013	11:00 AM 980	11:00 AM 982	10:00 AM 944	11:00 AM 987	11:00 AM 973	
PM Peak Volume	5:00 PM 1304	4:00 PM 1388	5:00 PM 1119	1:00 PM 1080	12:00 PM 1266	5:00 PM 1080	12:00 PM 1212	12:00 PM 1130	12:00 PM 1089	

Comments: N/A

LOCATION: SE 17th St btwn SE 10th Ave and Cordova Rd SPECIFIC LOCATION: 10 ft from CITY/STATE: Fort Lauderdale, FL										QC JOB #: 11348603 DIRECTION: EB DATE: Oct 08 2013 - Oct 13 2013
Start Time	Mon 08-Oct-13	Tue 09-Oct-13	Wed 10-Oct-13	Thu 11-Oct-13	Fri 11-Oct-13	Average Weekday Hourly Traffic	Sat 12-Oct-13	Sun 13-Oct-13	Average Week Hourly Traffic	Average Week Profile
12:00 AM		109	135	176	194	154	482	381	246	
1:00 AM		66	84	103	98	88	290	226	145	
2:00 AM		45	55	62	54	54	158	162	89	
3:00 AM		32	49	52	62	49	115	109	70	
4:00 AM		117	101	123	113	114	151	166	129	
5:00 AM		268	234	270	275	262	347	311	284	
6:00 AM		538	566	539	547	548	484	458	522	
7:00 AM		897	845	873	904	880	790	549	810	
8:00 AM		956	1019	829	1020	956	955	759	923	
9:00 AM		925	995	901	960	945	963	865	935	
10:00 AM		852	946	846	890	884	939	911	897	
11:00 AM		951	942	1004	1005	976	988	965	976	
12:00 PM		859	955	899	971	921	972	922	930	
1:00 PM		884	996	927	943	938	923	1048	954	
2:00 PM		995	949	967	956	967	1015	909	965	
3:00 PM		885	949	886	1007	932	967	935	938	
4:00 PM		931	949	819	947	912	829	878	892	
5:00 PM		947	932	844	995	930	912	883	919	
6:00 PM		985	1026	978	998	997	934	846	961	
7:00 PM		849	899	910	964	906	986	753	894	
8:00 PM		715	651	694	804	716	802	637	717	
9:00 PM		541	569	630	740	620	706	509	616	
10:00 PM		478	452	453	717	525	639	429	528	
11:00 PM		290	330	341	542	376	516	322	390	
Day Total		15115	15628	15126	16706	15650	16863	14933	15730	
% Weekday Average		96.6%	99.9%	96.7%	106.7%					
% Week Average		96.1%	99.4%	96.2%	106.2%	99.5%	107.2%	94.9%		
AM Peak		8:00 AM	8:00 AM	11:00 AM	8:00 AM	11:00 AM	11:00 AM	11:00 AM	11:00 AM	
Volume		956	1019	1004	1020	976	988	965	976	
PM Peak		2:00 PM	6:00 PM	6:00 PM	3:00 PM	6:00 PM	2:00 PM	1:00 PM	2:00 PM	
Volume		995	1026	978	1007	997	1015	1048	965	
Comments: N/A										

LOCATION: SE 17th St btwn SE 10th Ave and Cordova Rd SPECIFIC LOCATION: 10 ft from CITY/STATE: Fort Lauderdale, FL						QC JOB #: 11348603 DIRECTION: EB DATE: Oct 14 2013 - Oct 14 2013				
Start Time	Mon 14-Oct-13	Tue	Wed	Thu	Fri	Average Weekday Hourly Traffic	Sat	Sun	Average Week Hourly Traffic	Average Week Profile
12:00 AM	205					205			205	
1:00 AM	106					106			106	
2:00 AM	67					67			67	
3:00 AM	74					74			74	
4:00 AM	122					122			122	
5:00 AM	266					266			266	
6:00 AM	551					551			551	
7:00 AM	909					909			909	
8:00 AM	1067					1067			1067	
9:00 AM	917					917			917	
10:00 AM	886					886			886	
11:00 AM	915					915			915	
12:00 PM	995					995			995	
1:00 PM	949					949			949	
2:00 PM	919					919			919	
3:00 PM	920					920			920	
4:00 PM	928					928			928	
5:00 PM	956					956			956	
6:00 PM	920					920			920	
7:00 PM	842					842			842	
8:00 PM	670					670			670	
9:00 PM	543					543			543	
10:00 PM	450					450			450	
11:00 PM	255					255			255	
Day Total	15432					15432			15432	
% Weekday Average	98.6%									
% Week Average	98.1%					100.0%				
AM Peak	8:00 AM					8:00 AM			8:00 AM	
Volume	1067					1067			1067	
PM Peak	12:00 PM					12:00 PM			12:00 PM	
Volume	995					995			995	
<i>Comments:</i> N/A										

LOCATION: SE 17th St btwn SE 10th Ave and Cordova Rd SPECIFIC LOCATION: 10 ft from CITY/STATE: Fort Lauderdale, FL						QC JOB #: 11348603 DIRECTION: EB DATE: Oct 07 2013 - Oct 11 2013		
Start Time	Mon 07-Oct-13	Tue 08-Oct-13	Wed 09-Oct-13	Thu 10-Oct-13	Fri 11-Oct-13	Average Weekday Hourly Traffic		Average Weekday Profile
12:00 AM	205	109	135	176	194	164		
1:00 AM	106	66	84	103	98	91		
2:00 AM	67	45	55	62	54	57		
3:00 AM	74	32	49	52	62	54		
4:00 AM	122	117	101	123	113	115		
5:00 AM	266	268	234	270	275	263		
6:00 AM	551	538	566	539	547	548		
7:00 AM	909	897	845	873	904	886		
8:00 AM	1067	956	1019	829	1020	978		
9:00 AM	917	925	995	901	960	940		
10:00 AM	886	852	946	846	890	884		
11:00 AM	915	951	942	1004	1005	963		
12:00 PM	995	859	955	899	971	936		
1:00 PM	949	884	996	927	943	940		
2:00 PM	919	995	949	967	956	957		
3:00 PM	920	885	949	886	1007	929		
4:00 PM	928	931	949	819	947	915		
5:00 PM	956	947	932	844	995	935		
6:00 PM	920	985	1026	978	998	981		
7:00 PM	842	849	899	910	964	893		
8:00 PM	670	715	651	694	804	707		
9:00 PM	543	541	569	630	740	605		
10:00 PM	450	478	452	453	717	510		
11:00 PM	255	290	330	341	542	352		
Day Total	15432	15115	15628	15126	16706	15603		
% Weekday Average	98.9%	96.9%	100.2%	96.9%	107.1%			
% Week Average								
AM Peak Volume	8:00 AM 1067	8:00 AM 956	8:00 AM 1019	11:00 AM 1004	8:00 AM 1020	8:00 AM 978		
PM Peak Volume	12:00 PM 995	2:00 PM 995	6:00 PM 1026	6:00 PM 978	3:00 PM 1007	6:00 PM 981		
<i>Comments:</i> N/A								

LOCATION: SE 17th St btwn SE 10th Ave and Cordova Rd SPECIFIC LOCATION: 10 ft from CITY/STATE: Fort Lauderdale, FL				QC JOB #: 11348603 DIRECTION: EB DATE: Oct 12 2013 - Oct 13 2013		
Start Time			Sat 12-Oct-13	Sun 13-Oct-13	Average Weekend Hourly Traffic	Average Weekend Profile
12:00 AM			482	381	432	
1:00 AM			290	226	258	
2:00 AM			158	162	160	
3:00 AM			115	109	112	
4:00 AM			151	166	159	
5:00 AM			347	311	329	
6:00 AM			484	458	471	
7:00 AM			790	549	670	
8:00 AM			955	759	857	
9:00 AM			963	865	914	
10:00 AM			939	911	925	
11:00 AM			988	965	977	
12:00 PM			972	922	947	
1:00 PM			923	1048	986	
2:00 PM			1015	909	962	
3:00 PM			967	935	951	
4:00 PM			829	878	854	
5:00 PM			912	883	898	
6:00 PM			934	846	890	
7:00 PM			986	753	870	
8:00 PM			802	637	720	
9:00 PM			706	509	608	
10:00 PM			639	429	534	
11:00 PM			516	322	419	
Day Total			16863	14933	15903	
% Weekday Average						
% Week Average			106.0%	93.9%		
AM Peak Volume			11:00 AM 988	11:00 AM 965	11:00 AM 977	
PM Peak Volume			2:00 PM 1015	1:00 PM 1048	1:00 PM 986	
<i>Comments:</i> N/A						

LOCATION: SE 17th St btwn SE 10th Ave and Cordova Rd
SPECIFIC LOCATION: 10 ft from
CITY/STATE: Fort Lauderdale, FL

QC JOB #: 11348603
DIRECTION: EB
DATE: Oct 07 2013 - Oct 13 2013

Start Time	Mon 07-Oct-13	Tue 08-Oct-13	Wed 09-Oct-13	Thu 10-Oct-13	Fri 11-Oct-13	Average Weekday Hourly Traffic	Sat 12-Oct-13	Sun 13-Oct-13	Average Week Hourly Traffic	Average Week Profile
12:00 AM	205	109	135	176	194	164	482	381	240	
1:00 AM	106	66	84	103	98	91	290	226	139	
2:00 AM	67	45	55	62	54	57	158	162	86	
3:00 AM	74	32	49	52	62	54	115	109	70	
4:00 AM	122	117	101	123	113	115	151	166	128	
5:00 AM	266	268	234	270	275	263	347	311	282	
6:00 AM	551	538	566	539	547	548	484	458	526	
7:00 AM	909	897	845	873	904	886	790	549	824	
8:00 AM	1067	956	1019	829	1020	978	955	759	944	
9:00 AM	917	925	995	901	960	940	963	865	932	
10:00 AM	886	852	946	846	890	884	939	911	896	
11:00 AM	915	951	942	1004	1005	963	988	965	967	
12:00 PM	995	859	955	899	971	936	972	922	939	
1:00 PM	949	884	996	927	943	940	923	1048	953	
2:00 PM	919	995	949	967	956	957	1015	909	959	
3:00 PM	920	885	949	886	1007	929	967	935	936	
4:00 PM	928	931	949	819	947	915	829	878	897	
5:00 PM	956	947	932	844	995	935	912	883	924	
6:00 PM	920	985	1026	978	998	981	934	846	955	
7:00 PM	842	849	899	910	964	893	986	753	886	
8:00 PM	670	715	651	694	804	707	802	637	710	
9:00 PM	543	541	569	630	740	605	706	509	605	
10:00 PM	450	478	452	453	717	510	639	429	517	
11:00 PM	255	290	330	341	542	352	516	322	371	
Day Total	15432	15115	15628	15126	16706	15603	16863	14933	15686	
% Weekday Average	98.9%	96.9%	100.2%	96.9%	107.1%					
% Week Average	98.4%	96.4%	99.6%	96.4%	106.5%	99.5%	107.5%	95.2%		
AM Peak Volume	8:00 AM 1067	8:00 AM 956	8:00 AM 1019	11:00 AM 1004	8:00 AM 1020	8:00 AM 978	11:00 AM 988	11:00 AM 965	11:00 AM 967	
PM Peak Volume	12:00 PM 995	2:00 PM 995	6:00 PM 1026	6:00 PM 978	3:00 PM 1007	6:00 PM 981	2:00 PM 1015	1:00 PM 1048	2:00 PM 959	

Comments: N/A

LOCATION: SE 17th St btwn SE 10th Ave and Cordova Rd SPECIFIC LOCATION: 10 ft from CITY/STATE: Fort Lauderdale, FL										QC JOB #: 11348603 DIRECTION: WB DATE: Oct 08 2013 - Oct 13 2013
Start Time	Mon 08-Oct-13	Tue 09-Oct-13	Wed 10-Oct-13	Thu 11-Oct-13	Fri 11-Oct-13	Average Weekday Hourly Traffic	Sat 12-Oct-13	Sun 13-Oct-13	Average Week Hourly Traffic	Average Week Profile
12:00 AM		176	183	204	379	236	538	577	343	
1:00 AM		98	97	134	203	133	325	381	206	
2:00 AM		59	78	75	94	77	241	295	140	
3:00 AM		47	47	45	63	51	257	170	105	
4:00 AM		67	68	99	115	87	518	160	171	
5:00 AM		187	165	191	214	189	205	210	195	
6:00 AM		412	386	417	390	401	264	302	362	
7:00 AM		766	738	761	748	753	459	457	655	
8:00 AM		835	829	824	831	830	630	589	756	
9:00 AM		700	712	741	800	738	723	681	726	
10:00 AM		787	861	801	814	816	815	771	808	
11:00 AM		849	855	904	922	883	956	998	914	
12:00 PM		943	938	913	930	931	1002	993	953	
1:00 PM		874	950	888	843	889	1064	949	928	
2:00 PM		891	894	874	926	896	1077	932	932	
3:00 PM		809	916	847	853	856	1130	1011	928	
4:00 PM		936	896	809	791	858	928	1025	898	
5:00 PM		892	913	866	924	899	1084	999	946	
6:00 PM		916	904	941	913	919	1030	970	946	
7:00 PM		813	829	973	936	888	970	858	897	
8:00 PM		816	857	835	840	837	820	762	822	
9:00 PM		774	819	827	884	826	839	657	800	
10:00 PM		626	613	849	919	752	883	554	741	
11:00 PM		439	515	718	838	628	929	484	654	
Day Total		14712	15063	15536	16170	15373	17687	15785	15826	
% Weekday Average		95.7%	98.0%	101.1%	105.2%					
% Week Average		93.0%	95.2%	98.2%	102.2%	97.1%	111.8%	99.7%		
AM Peak Volume		11:00 AM 849	10:00 AM 861	11:00 AM 904	11:00 AM 922	11:00 AM 883	11:00 AM 956	11:00 AM 998	11:00 AM 914	
PM Peak Volume		12:00 PM 943	1:00 PM 950	7:00 PM 973	7:00 PM 936	12:00 PM 931	3:00 PM 1130	4:00 PM 1025	12:00 PM 953	
<i>Comments:</i> N/A										

LOCATION: SE 17th St btwn SE 10th Ave and Cordova Rd SPECIFIC LOCATION: 10 ft from CITY/STATE: Fort Lauderdale, FL						QC JOB #: 11348603 DIRECTION: WB DATE: Oct 14 2013 - Oct 14 2013				
Start Time	Mon 14-Oct-13	Tue	Wed	Thu	Fri	Average Weekday Hourly Traffic	Sat	Sun	Average Week Hourly Traffic	Average Week Profile
12:00 AM	263					263			263	
1:00 AM	143					143			143	
2:00 AM	97					97			97	
3:00 AM	64					64			64	
4:00 AM	121					121			121	
5:00 AM	207					207			207	
6:00 AM	449					449			449	
7:00 AM	736					736			736	
8:00 AM	734					734			734	
9:00 AM	725					725			725	
10:00 AM	784					784			784	
11:00 AM	826					826			826	
12:00 PM	901					901			901	
1:00 PM	919					919			919	
2:00 PM	857					857			857	
3:00 PM	830					830			830	
4:00 PM	784					784			784	
5:00 PM	929					929			929	
6:00 PM	926					926			926	
7:00 PM	818					818			818	
8:00 PM	803					803			803	
9:00 PM	722					722			722	
10:00 PM	586					586			586	
11:00 PM	428					428			428	
Day Total	14652					14652			14652	
% Weekday Average	95.3%									
% Week Average	92.6%					100.0%				
AM Peak Volume	11:00 AM 826					11:00 AM 826			11:00 AM 826	
PM Peak Volume	5:00 PM 929					5:00 PM 929			5:00 PM 929	
<i>Comments:</i> N/A										

LOCATION: SE 17th St btwn SE 10th Ave and Cordova Rd SPECIFIC LOCATION: 10 ft from CITY/STATE: Fort Lauderdale, FL						QC JOB #: 11348603 DIRECTION: WB DATE: Oct 07 2013 - Oct 11 2013		
Start Time	Mon 07-Oct-13	Tue 08-Oct-13	Wed 09-Oct-13	Thu 10-Oct-13	Fri 11-Oct-13	Average Weekday Hourly Traffic		Average Weekday Profile
12:00 AM	263	176	183	204	379	241		
1:00 AM	143	98	97	134	203	135		
2:00 AM	97	59	78	75	94	81		
3:00 AM	64	47	47	45	63	53		
4:00 AM	121	67	68	99	115	94		
5:00 AM	207	187	165	191	214	193		
6:00 AM	449	412	386	417	390	411		
7:00 AM	736	766	738	761	748	750		
8:00 AM	734	835	829	824	831	811		
9:00 AM	725	700	712	741	800	736		
10:00 AM	784	787	861	801	814	809		
11:00 AM	826	849	855	904	922	871		
12:00 PM	901	943	938	913	930	925		
1:00 PM	919	874	950	888	843	895		
2:00 PM	857	891	894	874	926	888		
3:00 PM	830	809	916	847	853	851		
4:00 PM	784	936	896	809	791	843		
5:00 PM	929	892	913	866	924	905		
6:00 PM	926	916	904	941	913	920		
7:00 PM	818	813	829	973	936	874		
8:00 PM	803	816	857	835	840	830		
9:00 PM	722	774	819	827	884	805		
10:00 PM	586	626	613	849	919	719		
11:00 PM	428	439	515	718	838	588		
Day Total	14652	14712	15063	15536	16170	15228		
% Weekday Average	96.2%	96.6%	98.9%	102.0%	106.2%			
% Week Average								
AM Peak Volume	11:00 AM 826	11:00 AM 849	10:00 AM 861	11:00 AM 904	11:00 AM 922	11:00 AM 871		
PM Peak Volume	5:00 PM 929	12:00 PM 943	1:00 PM 950	7:00 PM 973	7:00 PM 936	12:00 PM 925		
<i>Comments:</i> N/A								

SUMMARY - Tube Count - Volume Data (Weekend)

LOCATION: SE 17th St btwn SE 10th Ave and Cordova Rd **QC JOB #:** 11348603
SPECIFIC LOCATION: 10 ft from **DIRECTION:** WB
CITY/STATE: Fort Lauderdale, FL **DATE:** Oct 12 2013 - Oct 13 2013

Start Time			Sat 12-Oct-13	Sun 13-Oct-13	Average Weekend Hourly Traffic	Average Weekend Profile
12:00 AM			538	577	558	
1:00 AM			325	381	353	
2:00 AM			241	295	268	
3:00 AM			257	170	214	
4:00 AM			518	160	339	
5:00 AM			205	210	208	
6:00 AM			264	302	283	
7:00 AM			459	457	458	
8:00 AM			630	589	610	
9:00 AM			723	681	702	
10:00 AM			815	771	793	
11:00 AM			956	998	977	
12:00 PM			1002	993	998	
1:00 PM			1064	949	1007	
2:00 PM			1077	932	1005	
3:00 PM			1130	1011	1071	
4:00 PM			928	1025	977	
5:00 PM			1084	999	1042	
6:00 PM			1030	970	1000	
7:00 PM			970	858	914	
8:00 PM			820	762	791	
9:00 PM			839	657	748	
10:00 PM			883	554	719	
11:00 PM			929	484	707	
Day Total			17687	15785	16742	
% Weekday Average						
% Week Average						
AM Peak						
Volume			105.6%	94.3%		
PM Peak						
Volume			11:00 AM	11:00 AM	11:00 AM	
			956	998	977	
			3:00 PM	4:00 PM	3:00 PM	
			1130	1025	1071	

Comments: N/A

LOCATION: SE 17th St btwn SE 10th Ave and Cordova Rd SPECIFIC LOCATION: 10 ft from CITY/STATE: Fort Lauderdale, FL										QC JOB #: 11348603 DIRECTION: WB DATE: Oct 07 2013 - Oct 13 2013	
Start Time	Mon 07-Oct-13	Tue 08-Oct-13	Wed 09-Oct-13	Thu 10-Oct-13	Fri 11-Oct-13	Average Weekday Hourly Traffic	Sat 12-Oct-13	Sun 13-Oct-13	Average Week Hourly Traffic	Average Week Profile	
12:00 AM	263	176	183	204	379	241	538	577	331		
1:00 AM	143	98	97	134	203	135	325	381	197		
2:00 AM	97	59	78	75	94	81	241	295	134		
3:00 AM	64	47	47	45	63	53	257	170	99		
4:00 AM	121	67	68	99	115	94	518	160	164		
5:00 AM	207	187	165	191	214	193	205	210	197		
6:00 AM	449	412	386	417	390	411	264	302	374		
7:00 AM	736	766	738	761	748	750	459	457	666		
8:00 AM	734	835	829	824	831	811	630	589	753		
9:00 AM	725	700	712	741	800	736	723	681	726		
10:00 AM	784	787	861	801	814	809	815	771	805		
11:00 AM	826	849	855	904	922	871	956	998	901		
12:00 PM	901	943	938	913	930	925	1002	993	946		
1:00 PM	919	874	950	888	843	895	1064	949	927		
2:00 PM	857	891	894	874	926	888	1077	932	922		
3:00 PM	830	809	916	847	853	851	1130	1011	914		
4:00 PM	784	936	896	809	791	843	928	1025	881		
5:00 PM	929	892	913	866	924	905	1084	999	944		
6:00 PM	926	916	904	941	913	920	1030	970	943		
7:00 PM	818	813	829	973	936	874	970	858	885		
8:00 PM	803	816	857	835	840	830	820	762	819		
9:00 PM	722	774	819	827	884	805	839	657	789		
10:00 PM	586	626	613	849	919	719	883	554	719		
11:00 PM	428	439	515	718	838	588	929	484	622		
Day Total	14652	14712	15063	15536	16170	15228	17687	15785	15658		
% Weekday Average	96.2%	96.6%	98.9%	102.0%	106.2%						
% Week Average	93.6%	94.0%	96.2%	99.2%	103.3%	97.3%	113.0%	100.8%			
AM Peak Volume	11:00 AM 826	11:00 AM 849	10:00 AM 861	11:00 AM 904	11:00 AM 922	11:00 AM 871	11:00 AM 956	11:00 AM 998	11:00 AM 901		
PM Peak Volume	5:00 PM 929	12:00 PM 943	1:00 PM 950	7:00 PM 973	7:00 PM 936	12:00 PM 925	3:00 PM 1130	4:00 PM 1025	12:00 PM 946		
<i>Comments:</i> N/A											

LOCATION: SE 17th St btwn Cordova Rd and Eisenhower Blvd SPECIFIC LOCATION: 10 ft from CITY/STATE: Fort Lauderdale, FL										QC JOB #: 11348604 DIRECTION: EB DATE: Oct 08 2013 - Oct 13 2013
Start Time	Mon 08-Oct-13	Tue 09-Oct-13	Wed 10-Oct-13	Thu 11-Oct-13	Fri 11-Oct-13	Average Weekday Hourly Traffic	Sat 12-Oct-13	Sun 13-Oct-13	Average Week Hourly Traffic	Average Week Profile
12:00 AM		163	120	167	160	153	456	353	237	
1:00 AM		74	77	91	96	85	281	197	136	
2:00 AM		44	54	60	54	53	150	145	85	
3:00 AM		41	37	35	42	39	96	110	60	
4:00 AM		90	69	92	86	84	125	144	101	
5:00 AM		203	200	228	225	214	300	282	240	
6:00 AM		516	483	508	517	506	418	414	476	
7:00 AM		846	769	819	886	830	690	502	752	
8:00 AM		1031	1006	1003	1039	1020	923	669	945	
9:00 AM		870	827	857	898	863	975	755	864	
10:00 AM		880	800	802	864	837	882	860	848	
11:00 AM		953	779	860	929	880	885	844	875	
12:00 PM		956	903	895	996	938	957	893	933	
1:00 PM		952	823	851	913	885	918	878	889	
2:00 PM		896	895	876	888	889	990	851	899	
3:00 PM		628	766	786	805	746	845	751	764	
4:00 PM		636	718	750	590	674	777	757	705	
5:00 PM		779	753	728	650	728	693	721	721	
6:00 PM		856	759	873	805	823	701	691	781	
7:00 PM		798	732	788	908	807	758	661	774	
8:00 PM		638	585	657	771	663	740	643	672	
9:00 PM		540	539	533	707	580	696	497	585	
10:00 PM		460	448	482	750	535	633	431	534	
11:00 PM		253	295	312	526	347	495	297	363	
Day Total		14103	13437	14053	15105	14179	15384	13346	14239	
% Weekday Average		99.5%	94.8%	99.1%	106.5%					
% Week Average		99.0%	94.4%	98.7%	106.1%	99.6%	108.0%	93.7%		
AM Peak Volume		8:00 AM 1031	8:00 AM 1006	8:00 AM 1003	8:00 AM 1039	8:00 AM 1020	9:00 AM 975	10:00 AM 860	8:00 AM 945	
PM Peak Volume		12:00 PM 956	12:00 PM 903	12:00 PM 895	12:00 PM 996	12:00 PM 938	2:00 PM 990	12:00 PM 893	12:00 PM 933	
<i>Comments:</i> N/A										

LOCATION: SE 17th St btwn Cordova Rd and Eisenhower Blvd SPECIFIC LOCATION: 10 ft from CITY/STATE: Fort Lauderdale, FL							QC JOB #: 11348604 DIRECTION: EB DATE: Oct 14 2013 - Oct 14 2013			
Start Time	Mon 14-Oct-13	Tue	Wed	Thu	Fri	Average Weekday Hourly Traffic	Sat	Sun	Average Week Hourly Traffic	Average Week Profile
12:00 AM	195					195			195	
1:00 AM	94					94			94	
2:00 AM	65					65			65	
3:00 AM	64					64			64	
4:00 AM	99					99			99	
5:00 AM	246					246			246	
6:00 AM	469					469			469	
7:00 AM	809					809			809	
8:00 AM	975					975			975	
9:00 AM	858					858			858	
10:00 AM	756					756			756	
11:00 AM	871					871			871	
12:00 PM	1012					1012			1012	
1:00 PM	908					908			908	
2:00 PM	864					864			864	
3:00 PM	689					689			689	
4:00 PM	754					754			754	
5:00 PM	773					773			773	
6:00 PM	786					786			786	
7:00 PM	742					742			742	
8:00 PM	601					601			601	
9:00 PM	490					490			490	
10:00 PM	454					454			454	
11:00 PM	264					264			264	
Day Total	13838					13838			13838	
% Weekday Average	97.6%									
% Week Average	97.2%					100.0%				
AM Peak Volume	8:00 AM 975					8:00 AM 975			8:00 AM 975	
PM Peak Volume	12:00 PM 1012					12:00 PM 1012			12:00 PM 1012	
<i>Comments:</i> N/A										

LOCATION: SE 17th St btwn Cordova Rd and Eisenhower Blvd SPECIFIC LOCATION: 10 ft from CITY/STATE: Fort Lauderdale, FL						QC JOB #: 11348604 DIRECTION: EB DATE: Oct 07 2013 - Oct 11 2013		
Start Time	Mon 07-Oct-13	Tue 08-Oct-13	Wed 09-Oct-13	Thu 10-Oct-13	Fri 11-Oct-13	Average Weekday Hourly Traffic		Average Weekday Profile
12:00 AM	195	163	120	167	160	161		
1:00 AM	94	74	77	91	96	86		
2:00 AM	65	44	54	60	54	55		
3:00 AM	64	41	37	35	42	44		
4:00 AM	99	90	69	92	86	87		
5:00 AM	246	203	200	228	225	220		
6:00 AM	469	516	483	508	517	499		
7:00 AM	809	846	769	819	886	826		
8:00 AM	975	1031	1006	1003	1039	1011		
9:00 AM	858	870	827	857	898	862		
10:00 AM	756	880	800	802	864	820		
11:00 AM	871	953	779	860	929	878		
12:00 PM	1012	956	903	895	996	952		
1:00 PM	908	952	823	851	913	889		
2:00 PM	864	896	895	876	888	884		
3:00 PM	689	628	766	786	805	735		
4:00 PM	754	636	718	750	590	690		
5:00 PM	773	779	753	728	650	737		
6:00 PM	786	856	759	873	805	816		
7:00 PM	742	798	732	788	908	794		
8:00 PM	601	638	585	657	771	650		
9:00 PM	490	540	539	533	707	562		
10:00 PM	454	460	448	482	750	519		
11:00 PM	264	253	295	312	526	330		
Day Total	13838	14103	13437	14053	15105	14107		
% Weekday Average	98.1%	100.0%	95.3%	99.6%	107.1%			
% Week Average								
AM Peak Volume	8:00 AM 975	8:00 AM 1031	8:00 AM 1006	8:00 AM 1003	8:00 AM 1039	8:00 AM 1011		
PM Peak Volume	12:00 PM 1012	12:00 PM 956	12:00 PM 903	12:00 PM 895	12:00 PM 996	12:00 PM 952		
<i>Comments:</i> N/A								

SUMMARY - Tube Count - Volume Data (Weekend)

LOCATION: SE 17th St btwn Cordova Rd and Eisenhower Blvd SPECIFIC LOCATION: 10 ft from CITY/STATE: Fort Lauderdale, FL				QC JOB #: 11348604 DIRECTION: EB DATE: Oct 12 2013 - Oct 13 2013		
Start Time			Sat 12-Oct-13	Sun 13-Oct-13	Average Weekend Hourly Traffic	Average Weekend Profile
12:00 AM			456	353	405	
1:00 AM			281	197	239	
2:00 AM			150	145	148	
3:00 AM			96	110	103	
4:00 AM			125	144	135	
5:00 AM			300	282	291	
6:00 AM			418	414	416	
7:00 AM			690	502	596	
8:00 AM			923	669	796	
9:00 AM			975	755	865	
10:00 AM			882	860	871	
11:00 AM			885	844	865	
12:00 PM			957	893	925	
1:00 PM			918	878	898	
2:00 PM			990	851	921	
3:00 PM			845	751	798	
4:00 PM			777	757	767	
5:00 PM			693	721	707	
6:00 PM			701	691	696	
7:00 PM			758	661	710	
8:00 PM			740	643	692	
9:00 PM			696	497	597	
10:00 PM			633	431	532	
11:00 PM			495	297	396	
Day Total			15384	13346	14369	
% Weekday Average						
% Week Average			107.1%	92.9%		
AM Peak			9:00 AM	10:00 AM	10:00 AM	
Volume			975	860	871	
PM Peak			2:00 PM	12:00 PM	12:00 PM	
Volume			990	893	925	
<i>Comments:</i> N/A						

LOCATION: SE 17th St btwn Cordova Rd and Eisenhower Blvd
SPECIFIC LOCATION: 10 ft from
CITY/STATE: Fort Lauderdale, FL

QC JOB #: 11348604
DIRECTION: EB
DATE: Oct 07 2013 - Oct 13 2013

Start Time	Mon 07-Oct-13	Tue 08-Oct-13	Wed 09-Oct-13	Thu 10-Oct-13	Fri 11-Oct-13	Average Weekday Hourly Traffic	Sat 12-Oct-13	Sun 13-Oct-13	Average Week Hourly Traffic	Average Week Profile
12:00 AM	195	163	120	167	160	161	456	353	231	
1:00 AM	94	74	77	91	96	86	281	197	130	
2:00 AM	65	44	54	60	54	55	150	145	82	
3:00 AM	64	41	37	35	42	44	96	110	61	
4:00 AM	99	90	69	92	86	87	125	144	101	
5:00 AM	246	203	200	228	225	220	300	282	241	
6:00 AM	469	516	483	508	517	499	418	414	475	
7:00 AM	809	846	769	819	886	826	690	502	760	
8:00 AM	975	1031	1006	1003	1039	1011	923	669	949	
9:00 AM	858	870	827	857	898	862	975	755	863	
10:00 AM	756	880	800	802	864	820	882	860	835	
11:00 AM	871	953	779	860	929	878	885	844	874	
12:00 PM	1012	956	903	895	996	952	957	893	945	
1:00 PM	908	952	823	851	913	889	918	878	892	
2:00 PM	864	896	895	876	888	884	990	851	894	
3:00 PM	689	628	766	786	805	735	845	751	753	
4:00 PM	754	636	718	750	590	690	777	757	712	
5:00 PM	773	779	753	728	650	737	693	721	728	
6:00 PM	786	856	759	873	805	816	701	691	782	
7:00 PM	742	798	732	788	908	794	758	661	770	
8:00 PM	601	638	585	657	771	650	740	643	662	
9:00 PM	490	540	539	533	707	562	696	497	572	
10:00 PM	454	460	448	482	750	519	633	431	523	
11:00 PM	264	253	295	312	526	330	495	297	349	
Day Total	13838	14103	13437	14053	15105	14107	15384	13346	14184	
% Weekday Average	98.1%	100.0%	95.3%	99.6%	107.1%					
% Week Average	97.6%	99.4%	94.7%	99.1%	106.5%	99.5%	108.5%	94.1%		
AM Peak Volume	8:00 AM 975	8:00 AM 1031	8:00 AM 1006	8:00 AM 1003	8:00 AM 1039	8:00 AM 1011	9:00 AM 975	10:00 AM 860	8:00 AM 949	
PM Peak Volume	12:00 PM 1012	12:00 PM 956	12:00 PM 903	12:00 PM 895	12:00 PM 996	12:00 PM 952	2:00 PM 990	12:00 PM 893	12:00 PM 945	

Comments: N/A

LOCATION: SE 17th St btwn Cordova Rd and Eisenhower Blvd SPECIFIC LOCATION: 10 ft from CITY/STATE: Fort Lauderdale, FL										QC JOB #: 11348604 DIRECTION: WB DATE: Oct 08 2013 - Oct 13 2013
Start Time	Mon 08-Oct-13	Tue 09-Oct-13	Wed 10-Oct-13	Thu 11-Oct-13	Fri 11-Oct-13	Average Weekday Hourly Traffic	Sat 12-Oct-13	Sun 13-Oct-13	Average Week Hourly Traffic	Average Week Profile
12:00 AM		156	169	191	343	215	479	554	315	
1:00 AM		86	75	121	193	119	294	349	186	
2:00 AM		59	70	64	83	69	223	272	129	
3:00 AM		38	40	38	52	42	221	161	92	
4:00 AM		60	52	79	91	71	518	151	159	
5:00 AM		169	153	161	188	168	189	183	174	
6:00 AM		362	361	376	356	364	253	273	330	
7:00 AM		723	708	723	728	721	466	441	632	
8:00 AM		841	822	801	832	824	612	548	743	
9:00 AM		747	857	825	938	842	853	758	830	
10:00 AM		953	896	760	981	898	881	938	902	
11:00 AM		1007	942	673	983	901	1036	973	936	
12:00 PM		1007	941	677	983	902	922	1026	926	
1:00 PM		1008	946	616	919	872	1075	954	920	
2:00 PM		941	992	679	945	889	1088	983	938	
3:00 PM		913	1062	702	929	902	989	1027	937	
4:00 PM		815	930	620	589	739	918	993	811	
5:00 PM		903	859	310	736	702	1016	980	801	
6:00 PM		907	878	592	919	824	994	915	868	
7:00 PM		874	787	671	1009	835	996	881	870	
8:00 PM		667	696	601	810	694	793	689	709	
9:00 PM		669	668	597	811	686	749	540	672	
10:00 PM		549	514	671	789	631	814	488	638	
11:00 PM		377	414	622	769	546	943	422	591	
Day Total		14831	14832	12170	15976	14456	17322	15499	15109	
% Weekday Average		102.6%	102.6%	84.2%	110.5%					
% Week Average		98.2%	98.2%	80.5%	105.7%	95.7%	114.6%	102.6%		
AM Peak		11:00 AM	11:00 AM	9:00 AM	11:00 AM	11:00 AM	11:00 AM	11:00 AM	11:00 AM	
Volume		1007	942	825	983	901	1036	973	936	
PM Peak		1:00 PM	3:00 PM	3:00 PM	7:00 PM	12:00 PM	2:00 PM	3:00 PM	2:00 PM	
Volume		1008	1062	702	1009	902	1088	1027	938	
<i>Comments:</i> N/A										

LOCATION: SE 17th St btwn Cordova Rd and Eisenhower Blvd SPECIFIC LOCATION: 10 ft from CITY/STATE: Fort Lauderdale, FL							QC JOB #: 11348604 DIRECTION: WB DATE: Oct 14 2013 - Oct 14 2013			
Start Time	Mon 14-Oct-13	Tue	Wed	Thu	Fri	Average Weekday Hourly Traffic	Sat	Sun	Average Week Hourly Traffic	Average Week Profile
12:00 AM	238					238			238	
1:00 AM	130					130			130	
2:00 AM	88					88			88	
3:00 AM	61					61			61	
4:00 AM	99					99			99	
5:00 AM	163					163			163	
6:00 AM	401					401			401	
7:00 AM	711					711			711	
8:00 AM	770					770			770	
9:00 AM	853					853			853	
10:00 AM	899					899			899	
11:00 AM	991					991			991	
12:00 PM	983					983			983	
1:00 PM	930					930			930	
2:00 PM	914					914			914	
3:00 PM	870					870			870	
4:00 PM	966					966			966	
5:00 PM	878					878			878	
6:00 PM	874					874			874	
7:00 PM	775					775			775	
8:00 PM	687					687			687	
9:00 PM	541					541			541	
10:00 PM	459					459			459	
11:00 PM	381					381			381	
Day Total	14662					14662			14662	
% Weekday Average	101.4%									
% Week Average	97.0%					100.0%				
AM Peak Volume	11:00 AM 991					11:00 AM 991			11:00 AM 991	
PM Peak Volume	12:00 PM 983					12:00 PM 983			12:00 PM 983	
<i>Comments:</i> N/A										

LOCATION: SE 17th St btwn Cordova Rd and Eisenhower Blvd
SPECIFIC LOCATION: 10 ft from
CITY/STATE: Fort Lauderdale, FL

QC JOB #: 11348604
DIRECTION: WB
DATE: Oct 07 2013 - Oct 11 2013

Start Time	Mon 07-Oct-13	Tue 08-Oct-13	Wed 09-Oct-13	Thu 10-Oct-13	Fri 11-Oct-13	Average Weekday Hourly Traffic			Average Weekday Profile
12:00 AM	238	156	169	191	343	219			
1:00 AM	130	86	75	121	193	121			
2:00 AM	88	59	70	64	83	73			
3:00 AM	61	38	40	38	52	46			
4:00 AM	99	60	52	79	91	76			
5:00 AM	163	169	153	161	188	167			
6:00 AM	401	362	361	376	356	371			
7:00 AM	711	723	708	723	728	719			
8:00 AM	770	841	822	801	832	813			
9:00 AM	853	747	857	825	938	844			
10:00 AM	899	953	896	760	981	898			
11:00 AM	991	1007	942	673	983	919			
12:00 PM	983	1007	941	677	983	918			
1:00 PM	930	1008	946	616	919	884			
2:00 PM	914	941	992	679	945	894			
3:00 PM	870	913	1062	702	929	895			
4:00 PM	966	815	930	620	589	784			
5:00 PM	878	903	859	310	736	737			
6:00 PM	874	907	878	592	919	834			
7:00 PM	775	874	787	671	1009	823			
8:00 PM	687	667	696	601	810	692			
9:00 PM	541	669	668	597	811	657			
10:00 PM	459	549	514	671	789	596			
11:00 PM	381	377	414	622	769	513			
Day Total	14662	14831	14832	12170	15976	14493			
% Weekday Average	101.2%	102.3%	102.3%	84.0%	110.2%				
% Week Average									
AM Peak Volume	11:00 AM 991	11:00 AM 1007	11:00 AM 942	9:00 AM 825	11:00 AM 983	11:00 AM 919			
PM Peak Volume	12:00 PM 983	1:00 PM 1008	3:00 PM 1062	3:00 PM 702	7:00 PM 1009	12:00 PM 918			

Comments: N/A

SUMMARY - Tube Count - Volume Data (Weekend)

LOCATION: SE 17th St btwn Cordova Rd and Eisenhower Blvd SPECIFIC LOCATION: 10 ft from CITY/STATE: Fort Lauderdale, FL				QC JOB #: 11348604 DIRECTION: WB DATE: Oct 12 2013 - Oct 13 2013		
Start Time			Sat 12-Oct-13	Sun 13-Oct-13	Average Weekend Hourly Traffic	Average Weekend Profile
12:00 AM			479	554	517	
1:00 AM			294	349	322	
2:00 AM			223	272	248	
3:00 AM			221	161	191	
4:00 AM			518	151	335	
5:00 AM			189	183	186	
6:00 AM			253	273	263	
7:00 AM			466	441	454	
8:00 AM			612	548	580	
9:00 AM			853	758	806	
10:00 AM			881	938	910	
11:00 AM			1036	973	1005	
12:00 PM			922	1026	974	
1:00 PM			1075	954	1015	
2:00 PM			1088	983	1036	
3:00 PM			989	1027	1008	
4:00 PM			918	993	956	
5:00 PM			1016	980	998	
6:00 PM			994	915	955	
7:00 PM			996	881	939	
8:00 PM			793	689	741	
9:00 PM			749	540	645	
10:00 PM			814	488	651	
11:00 PM			943	422	683	
Day Total			17322	15499	16418	
% Weekday Average						
% Week Average			105.5%	94.4%		
AM Peak Volume			11:00 AM 1036	11:00 AM 973	11:00 AM 1005	
PM Peak Volume			2:00 PM 1088	3:00 PM 1027	2:00 PM 1036	
<i>Comments:</i> N/A						

LOCATION: SE 17th St btwn Cordova Rd and Eisenhower Blvd
SPECIFIC LOCATION: 10 ft from
CITY/STATE: Fort Lauderdale, FL

QC JOB #: 11348604
DIRECTION: WB
DATE: Oct 07 2013 - Oct 13 2013

Start Time	Mon 07-Oct-13	Tue 08-Oct-13	Wed 09-Oct-13	Thu 10-Oct-13	Fri 11-Oct-13	Average Weekday Hourly Traffic	Sat 12-Oct-13	Sun 13-Oct-13	Average Week Hourly Traffic	Average Week Profile
12:00 AM	238	156	169	191	343	219	479	554	304	
1:00 AM	130	86	75	121	193	121	294	349	178	
2:00 AM	88	59	70	64	83	73	223	272	123	
3:00 AM	61	38	40	38	52	46	221	161	87	
4:00 AM	99	60	52	79	91	76	518	151	150	
5:00 AM	163	169	153	161	188	167	189	183	172	
6:00 AM	401	362	361	376	356	371	253	273	340	
7:00 AM	711	723	708	723	728	719	466	441	643	
8:00 AM	770	841	822	801	832	813	612	548	747	
9:00 AM	853	747	857	825	938	844	853	758	833	
10:00 AM	899	953	896	760	981	898	881	938	901	
11:00 AM	991	1007	942	673	983	919	1036	973	944	
12:00 PM	983	1007	941	677	983	918	922	1026	934	
1:00 PM	930	1008	946	616	919	884	1075	954	921	
2:00 PM	914	941	992	679	945	894	1088	983	935	
3:00 PM	870	913	1062	702	929	895	989	1027	927	
4:00 PM	966	815	930	620	589	784	918	993	833	
5:00 PM	878	903	859	310	736	737	1016	980	812	
6:00 PM	874	907	878	592	919	834	994	915	868	
7:00 PM	775	874	787	671	1009	823	996	881	856	
8:00 PM	687	667	696	601	810	692	793	689	706	
9:00 PM	541	669	668	597	811	657	749	540	654	
10:00 PM	459	549	514	671	789	596	814	488	612	
11:00 PM	381	377	414	622	769	513	943	422	561	
Day Total	14662	14831	14832	12170	15976	14493	17322	15499	15041	
% Weekday Average	101.2%	102.3%	102.3%	84.0%	110.2%					
% Week Average	97.5%	98.6%	98.6%	80.9%	106.2%	96.4%	115.2%	103.0%		
AM Peak Volume	11:00 AM 991	11:00 AM 1007	11:00 AM 942	9:00 AM 825	11:00 AM 983	11:00 AM 919	11:00 AM 1036	11:00 AM 973	11:00 AM 944	
PM Peak Volume	12:00 PM 983	1:00 PM 1008	3:00 PM 1062	3:00 PM 702	7:00 PM 1009	12:00 PM 918	2:00 PM 1088	3:00 PM 1027	2:00 PM 935	

Comments: N/A

LOCATION: SE 17th St btwn Eisenhower Blvd and SE 23rd Ave SPECIFIC LOCATION: 10 ft from CITY/STATE: Fort Lauderdale, FL										QC JOB #: 11348605 DIRECTION: EB DATE: Oct 08 2013 - Oct 13 2013
Start Time	Mon 08-Oct-13	Tue 09-Oct-13	Wed 10-Oct-13	Thu 11-Oct-13	Fri 11-Oct-13	Average Weekday Hourly Traffic	Sat 12-Oct-13	Sun 13-Oct-13	Average Week Hourly Traffic	Average Week Profile
12:00 AM		86	100	138	0	81	260	301	148	
1:00 AM		40	69	81	26	54	154	157	88	
2:00 AM		32	41	50	42	41	89	117	62	
3:00 AM		20	32	30	27	27	67	76	42	
4:00 AM		65	54	76	70	66	108	99	79	
5:00 AM		178	154	177	162	168	197	189	176	
6:00 AM		349	335	372	359	354	319	294	338	
7:00 AM		512	568	645	587	578	379	363	509	
8:00 AM		630	689	606	590	629	488	457	577	
9:00 AM		614	578	527	578	574	484	521	550	
10:00 AM		632	493	562	559	562	474	433	526	
11:00 AM		437	455	437	559	472	541	514	491	
12:00 PM		479	459	490	511	485	509	552	500	
1:00 PM		494	533	550	496	518	650	488	535	
2:00 PM		593	620	571	554	585	706	626	612	
3:00 PM		435	526	424	476	465	499	500	477	
4:00 PM		467	485	473	425	463	535	456	474	
5:00 PM		533	518	474	582	527	543	509	527	
6:00 PM		566	572	601	466	551	485	532	537	
7:00 PM		578	597	559	586	580	498	467	548	
8:00 PM		494	489	541	496	505	552	481	509	
9:00 PM		443	463	501	529	484	523	424	481	
10:00 PM		418	398	67	476	340	428	319	351	
11:00 PM		227	242	1	347	204	350	249	236	
Day Total		9322	9470	8953	9503	9313	9838	9124	9373	
% Weekday Average		100.1%	101.7%	96.1%	102.0%					
% Week Average		99.5%	101.0%	95.5%	101.4%	99.4%	105.0%	97.3%		
AM Peak Volume		10:00 AM 632	8:00 AM 689	7:00 AM 645	8:00 AM 590	8:00 AM 629	11:00 AM 541	9:00 AM 521	8:00 AM 577	
PM Peak Volume		2:00 PM 593	2:00 PM 620	6:00 PM 601	7:00 PM 586	2:00 PM 585	2:00 PM 706	2:00 PM 626	2:00 PM 612	
<i>Comments:</i> N/A										

LOCATION: SE 17th St btwn Eisenhower Blvd and SE 23rd Ave SPECIFIC LOCATION: 10 ft from CITY/STATE: Fort Lauderdale, FL							QC JOB #: 11348605 DIRECTION: EB DATE: Oct 14 2013 - Oct 14 2013			
Start Time	Mon 14-Oct-13	Tue	Wed	Thu	Fri	Average Weekday Hourly Traffic	Sat	Sun	Average Week Hourly Traffic	Average Week Profile
12:00 AM	150					150			150	
1:00 AM	83					83			83	
2:00 AM	42					42			42	
3:00 AM	39					39			39	
4:00 AM	77					77			77	
5:00 AM	186					186			186	
6:00 AM	339					339			339	
7:00 AM	495					495			495	
8:00 AM	480					480			480	
9:00 AM	549					549			549	
10:00 AM	449					449			449	
11:00 AM	487					487			487	
12:00 PM	513					513			513	
1:00 PM	559					559			559	
2:00 PM	575					575			575	
3:00 PM	447					447			447	
4:00 PM	462					462			462	
5:00 PM	458					458			458	
6:00 PM	619					619			619	
7:00 PM	553					553			553	
8:00 PM	468					468			468	
9:00 PM	367					367			367	
10:00 PM	357					357			357	
11:00 PM	214					214			214	
Day Total	8968					8968			8968	
% Weekday Average	96.3%									
% Week Average	95.7%					100.0%				
AM Peak	9:00 AM					9:00 AM			9:00 AM	
Volume	549					549			549	
PM Peak	6:00 PM					6:00 PM			6:00 PM	
Volume	619					619			619	
<i>Comments:</i> N/A										

LOCATION: SE 17th St btwn Eisenhower Blvd and SE 23rd Ave
SPECIFIC LOCATION: 10 ft from
CITY/STATE: Fort Lauderdale, FL

QC JOB #: 11348605
DIRECTION: EB
DATE: Oct 07 2013 - Oct 11 2013

Start Time	Mon 07-Oct-13	Tue 08-Oct-13	Wed 09-Oct-13	Thu 10-Oct-13	Fri 11-Oct-13	Average Weekday Hourly Traffic		Average Weekday Profile
12:00 AM	150	86	100	138	0	95		
1:00 AM	83	40	69	81	26	60		
2:00 AM	42	32	41	50	42	41		
3:00 AM	39	20	32	30	27	30		
4:00 AM	77	65	54	76	70	68		
5:00 AM	186	178	154	177	162	171		
6:00 AM	339	349	335	372	359	351		
7:00 AM	495	512	568	645	587	561		
8:00 AM	480	630	689	606	590	599		
9:00 AM	549	614	578	527	578	569		
10:00 AM	449	632	493	562	559	539		
11:00 AM	487	437	455	437	559	475		
12:00 PM	513	479	459	490	511	490		
1:00 PM	559	494	533	550	496	526		
2:00 PM	575	593	620	571	554	583		
3:00 PM	447	435	526	424	476	462		
4:00 PM	462	467	485	473	425	462		
5:00 PM	458	533	518	474	582	513		
6:00 PM	619	566	572	601	466	565		
7:00 PM	553	578	597	559	586	575		
8:00 PM	468	494	489	541	496	498		
9:00 PM	367	443	463	501	529	461		
10:00 PM	357	418	398	67	476	343		
11:00 PM	214	227	242	1	347	206		
Day Total	8968	9322	9470	8953	9503	9243		
% Weekday Average	97.0%	100.9%	102.5%	96.9%	102.8%			
% Week Average								
AM Peak Volume	9:00 AM 549	10:00 AM 632	8:00 AM 689	7:00 AM 645	8:00 AM 590	8:00 AM 599		
PM Peak Volume	6:00 PM 619	2:00 PM 593	2:00 PM 620	6:00 PM 601	7:00 PM 586	2:00 PM 583		

Comments: N/A

SUMMARY - Tube Count - Volume Data (Weekend)

LOCATION: SE 17th St btwn Eisenhower Blvd and SE 23rd Ave SPECIFIC LOCATION: 10 ft from CITY/STATE: Fort Lauderdale, FL				QC JOB #: 11348605 DIRECTION: EB DATE: Oct 12 2013 - Oct 13 2013		
Start Time			Sat 12-Oct-13	Sun 13-Oct-13	Average Weekend Hourly Traffic	Average Weekend Profile
12:00 AM			260	301	281	
1:00 AM			154	157	156	
2:00 AM			89	117	103	
3:00 AM			67	76	72	
4:00 AM			108	99	104	
5:00 AM			197	189	193	
6:00 AM			319	294	307	
7:00 AM			379	363	371	
8:00 AM			488	457	473	
9:00 AM			484	521	503	
10:00 AM			474	433	454	
11:00 AM			541	514	528	
12:00 PM			509	552	531	
1:00 PM			650	488	569	
2:00 PM			706	626	666	
3:00 PM			499	500	500	
4:00 PM			535	456	496	
5:00 PM			543	509	526	
6:00 PM			485	532	509	
7:00 PM			498	467	483	
8:00 PM			552	481	517	
9:00 PM			523	424	474	
10:00 PM			428	319	374	
11:00 PM			350	249	300	
Day Total			9838	9124	9490	
% Weekday Average						
% Week Average			103.7%	96.1%		
AM Peak Volume			11:00 AM 541	9:00 AM 521	11:00 AM 528	
PM Peak Volume			2:00 PM 706	2:00 PM 626	2:00 PM 666	
<i>Comments:</i> N/A						

LOCATION: SE 17th St btwn Eisenhower Blvd and SE 23rd Ave
SPECIFIC LOCATION: 10 ft from
CITY/STATE: Fort Lauderdale, FL

QC JOB #: 11348605
DIRECTION: EB
DATE: Oct 07 2013 - Oct 13 2013

Start Time	Mon 07-Oct-13	Tue 08-Oct-13	Wed 09-Oct-13	Thu 10-Oct-13	Fri 11-Oct-13	Average Weekday Hourly Traffic	Sat 12-Oct-13	Sun 13-Oct-13	Average Week Hourly Traffic	Average Week Profile
12:00 AM	150	86	100	138	0	95	260	301	148	
1:00 AM	83	40	69	81	26	60	154	157	87	
2:00 AM	42	32	41	50	42	41	89	117	59	
3:00 AM	39	20	32	30	27	30	67	76	42	
4:00 AM	77	65	54	76	70	68	108	99	78	
5:00 AM	186	178	154	177	162	171	197	189	178	
6:00 AM	339	349	335	372	359	351	319	294	338	
7:00 AM	495	512	568	645	587	561	379	363	507	
8:00 AM	480	630	689	606	590	599	488	457	563	
9:00 AM	549	614	578	527	578	569	484	521	550	
10:00 AM	449	632	493	562	559	539	474	433	515	
11:00 AM	487	437	455	437	559	475	541	514	490	
12:00 PM	513	479	459	490	511	490	509	552	502	
1:00 PM	559	494	533	550	496	526	650	488	539	
2:00 PM	575	593	620	571	554	583	706	626	606	
3:00 PM	447	435	526	424	476	462	499	500	472	
4:00 PM	462	467	485	473	425	462	535	456	472	
5:00 PM	458	533	518	474	582	513	543	509	517	
6:00 PM	619	566	572	601	466	565	485	532	549	
7:00 PM	553	578	597	559	586	575	498	467	548	
8:00 PM	468	494	489	541	496	498	552	481	503	
9:00 PM	367	443	463	501	529	461	523	424	464	
10:00 PM	357	418	398	67	476	343	428	319	352	
11:00 PM	214	227	242	1	347	206	350	249	233	
Day Total	8968	9322	9470	8953	9503	9243	9838	9124	9312	
% Weekday Average	97.0%	100.9%	102.5%	96.9%	102.8%					
% Week Average	96.3%	100.1%	101.7%	96.1%	102.1%	99.3%	105.6%	98.0%		
AM Peak Volume	9:00 AM 549	10:00 AM 632	8:00 AM 689	7:00 AM 645	8:00 AM 590	8:00 AM 599	11:00 AM 541	9:00 AM 521	8:00 AM 563	
PM Peak Volume	6:00 PM 619	2:00 PM 593	2:00 PM 620	6:00 PM 601	7:00 PM 586	2:00 PM 583	2:00 PM 706	2:00 PM 626	2:00 PM 606	

Comments: N/A

LOCATION: SE 17th St btwn Eisenhower Blvd and SE 23rd Ave SPECIFIC LOCATION: 10 ft from CITY/STATE: Fort Lauderdale, FL										QC JOB #: 11348605 DIRECTION: WB DATE: Oct 08 2013 - Oct 13 2013
Start Time	Mon 08-Oct-13	Tue 09-Oct-13	Wed 10-Oct-13	Thu 11-Oct-13	Fri 11-Oct-13	Average Weekday Hourly Traffic	Sat 12-Oct-13	Sun 13-Oct-13	Average Week Hourly Traffic	Average Week Profile
12:00 AM		124	132	158	177	148	394	459	241	
1:00 AM		68	65	97	107	84	238	308	147	
2:00 AM		44	56	53	69	56	175	246	107	
3:00 AM		33	33	30	42	35	110	153	67	
4:00 AM		46	46	73	83	62	120	118	81	
5:00 AM		145	131	132	149	139	141	168	144	
6:00 AM		308	292	330	276	302	198	230	272	
7:00 AM		656	621	611	571	615	378	339	529	
8:00 AM		728	687	671	667	688	458	414	604	
9:00 AM		640	637	707	734	680	587	557	644	
10:00 AM		753	645	606	723	682	572	637	656	
11:00 AM		658	657	592	610	629	609	675	634	
12:00 PM		558	508	642	532	560	488	695	571	
1:00 PM		632	614	641	519	602	586	554	591	
2:00 PM		617	730	593	664	651	761	681	674	
3:00 PM		669	806	603	635	678	538	573	637	
4:00 PM		736	677	578	637	657	591	649	645	
5:00 PM		588	626	701	593	627	645	717	645	
6:00 PM		646	670	638	562	629	686	687	648	
7:00 PM		651	620	730	726	682	744	707	696	
8:00 PM		442	475	501	464	471	613	571	511	
9:00 PM		418	416	492	534	465	605	423	481	
10:00 PM		384	364	402	506	414	626	387	445	
11:00 PM		274	335	344	547	375	740	356	433	
Day Total		10818	10843	10925	11127	10931	11603	11304	11103	
% Weekday Average		99.0%	99.2%	99.9%	101.8%					
% Week Average		97.4%	97.7%	98.4%	100.2%	98.5%	104.5%	101.8%		
AM Peak Volume		10:00 AM 753	8:00 AM 687	9:00 AM 707	9:00 AM 734	8:00 AM 688	11:00 AM 609	11:00 AM 675	10:00 AM 656	
PM Peak Volume		4:00 PM 736	3:00 PM 806	7:00 PM 730	7:00 PM 726	7:00 PM 682	2:00 PM 761	5:00 PM 717	7:00 PM 696	
<i>Comments:</i> N/A										

LOCATION: SE 17th St btwn Eisenhower Blvd and SE 23rd Ave SPECIFIC LOCATION: 10 ft from CITY/STATE: Fort Lauderdale, FL						QC JOB #: 11348605 DIRECTION: WB DATE: Oct 14 2013 - Oct 14 2013				
Start Time	Mon 14-Oct-13	Tue	Wed	Thu	Fri	Average Weekday Hourly Traffic	Sat	Sun	Average Week Hourly Traffic	Average Week Profile
12:00 AM	202					202			202	
1:00 AM	106					106			106	
2:00 AM	74					74			74	
3:00 AM	42					42			42	
4:00 AM	86					86			86	
5:00 AM	162					162			162	
6:00 AM	338					338			338	
7:00 AM	577					577			577	
8:00 AM	657					657			657	
9:00 AM	699					699			699	
10:00 AM	560					560			560	
11:00 AM	680					680			680	
12:00 PM	563					563			563	
1:00 PM	682					682			682	
2:00 PM	645					645			645	
3:00 PM	600					600			600	
4:00 PM	620					620			620	
5:00 PM	468					468			468	
6:00 PM	660					660			660	
7:00 PM	543					543			543	
8:00 PM	537					537			537	
9:00 PM	344					344			344	
10:00 PM	319					319			319	
11:00 PM	313					313			313	
Day Total	10477					10477			10477	
% Weekday Average	95.8%									
% Week Average	94.4%					100.0%				
AM Peak	9:00 AM					9:00 AM			9:00 AM	
Volume	699					699			699	
PM Peak	1:00 PM					1:00 PM			1:00 PM	
Volume	682					682			682	
<i>Comments:</i> N/A										

LOCATION: SE 17th St btwn Eisenhower Blvd and SE 23rd Ave
SPECIFIC LOCATION: 10 ft from
CITY/STATE: Fort Lauderdale, FL

QC JOB #: 11348605
DIRECTION: WB
DATE: Oct 07 2013 - Oct 11 2013

Start Time	Mon 07-Oct-13	Tue 08-Oct-13	Wed 09-Oct-13	Thu 10-Oct-13	Fri 11-Oct-13	Average Weekday Hourly Traffic			Average Weekday Profile
12:00 AM	202	124	132	158	177	159			
1:00 AM	106	68	65	97	107	89			
2:00 AM	74	44	56	53	69	59			
3:00 AM	42	33	33	30	42	36			
4:00 AM	86	46	46	73	83	67			
5:00 AM	162	145	131	132	149	144			
6:00 AM	338	308	292	330	276	309			
7:00 AM	577	656	621	611	571	607			
8:00 AM	657	728	687	671	667	682			
9:00 AM	699	640	637	707	734	683			
10:00 AM	560	753	645	606	723	657			
11:00 AM	680	658	657	592	610	639			
12:00 PM	563	558	508	642	532	561			
1:00 PM	682	632	614	641	519	618			
2:00 PM	645	617	730	593	664	650			
3:00 PM	600	669	806	603	635	663			
4:00 PM	620	736	677	578	637	650			
5:00 PM	468	588	626	701	593	595			
6:00 PM	660	646	670	638	562	635			
7:00 PM	543	651	620	730	726	654			
8:00 PM	537	442	475	501	464	484			
9:00 PM	344	418	416	492	534	441			
10:00 PM	319	384	364	402	506	395			
11:00 PM	313	274	335	344	547	363			
Day Total	10477	10818	10843	10925	11127	10840			
% Weekday Average	96.7%	99.8%	100.0%	100.8%	102.6%				
% Week Average									
AM Peak Volume	9:00 AM 699	10:00 AM 753	8:00 AM 687	9:00 AM 707	9:00 AM 734	9:00 AM 683			
PM Peak Volume	1:00 PM 682	4:00 PM 736	3:00 PM 806	7:00 PM 730	7:00 PM 726	3:00 PM 663			

Comments: N/A

SUMMARY - Tube Count - Volume Data (Weekend)

LOCATION: SE 17th St btwn Eisenhower Blvd and SE 23rd Ave SPECIFIC LOCATION: 10 ft from CITY/STATE: Fort Lauderdale, FL				QC JOB #: 11348605 DIRECTION: WB DATE: Oct 12 2013 - Oct 13 2013		
Start Time			Sat 12-Oct-13	Sun 13-Oct-13	Average Weekend Hourly Traffic	Average Weekend Profile
12:00 AM			394	459	427	
1:00 AM			238	308	273	
2:00 AM			175	246	211	
3:00 AM			110	153	132	
4:00 AM			120	118	119	
5:00 AM			141	168	155	
6:00 AM			198	230	214	
7:00 AM			378	339	359	
8:00 AM			458	414	436	
9:00 AM			587	557	572	
10:00 AM			572	637	605	
11:00 AM			609	675	642	
12:00 PM			488	695	592	
1:00 PM			586	554	570	
2:00 PM			761	681	721	
3:00 PM			538	573	556	
4:00 PM			591	649	620	
5:00 PM			645	717	681	
6:00 PM			686	687	687	
7:00 PM			744	707	726	
8:00 PM			613	571	592	
9:00 PM			605	423	514	
10:00 PM			626	387	507	
11:00 PM			740	356	548	
Day Total			11603	11304	11459	
% Weekday Average						
% Week Average						
AM Peak						
Volume			101.3%	98.6%		
PM Peak						
Volume			11:00 AM	11:00 AM	11:00 AM	
			609	675	642	
			2:00 PM	5:00 PM	7:00 PM	
			761	717	726	
Comments: N/A						

LOCATION: SE 17th St btwn Eisenhower Blvd and SE 23rd Ave SPECIFIC LOCATION: 10 ft from CITY/STATE: Fort Lauderdale, FL										QC JOB #: 11348605 DIRECTION: WB DATE: Oct 07 2013 - Oct 13 2013	
Start Time	Mon 07-Oct-13	Tue 08-Oct-13	Wed 09-Oct-13	Thu 10-Oct-13	Fri 11-Oct-13	Average Weekday Hourly Traffic	Sat 12-Oct-13	Sun 13-Oct-13	Average Week Hourly Traffic	Average Week Profile	
12:00 AM	202	124	132	158	177	159	394	459	235		
1:00 AM	106	68	65	97	107	89	238	308	141		
2:00 AM	74	44	56	53	69	59	175	246	102		
3:00 AM	42	33	33	30	42	36	110	153	63		
4:00 AM	86	46	46	73	83	67	120	118	82		
5:00 AM	162	145	131	132	149	144	141	168	147		
6:00 AM	338	308	292	330	276	309	198	230	282		
7:00 AM	577	656	621	611	571	607	378	339	536		
8:00 AM	657	728	687	671	667	682	458	414	612		
9:00 AM	699	640	637	707	734	683	587	557	652		
10:00 AM	560	753	645	606	723	657	572	637	642		
11:00 AM	680	658	657	592	610	639	609	675	640		
12:00 PM	563	558	508	642	532	561	488	695	569		
1:00 PM	682	632	614	641	519	618	586	554	604		
2:00 PM	645	617	730	593	664	650	761	681	670		
3:00 PM	600	669	806	603	635	663	538	573	632		
4:00 PM	620	736	677	578	637	650	591	649	641		
5:00 PM	468	588	626	701	593	595	645	717	620		
6:00 PM	660	646	670	638	562	635	686	687	650		
7:00 PM	543	651	620	730	726	654	744	707	674		
8:00 PM	537	442	475	501	464	484	613	571	515		
9:00 PM	344	418	416	492	534	441	605	423	462		
10:00 PM	319	384	364	402	506	395	626	387	427		
11:00 PM	313	274	335	344	547	363	740	356	416		
Day Total	10477	10818	10843	10925	11127	10840	11603	11304	11014		
% Weekday Average	96.7%	99.8%	100.0%	100.8%	102.6%						
% Week Average	95.1%	98.2%	98.4%	99.2%	101.0%	98.4%	105.3%	102.6%			
AM Peak	9:00 AM	10:00 AM	8:00 AM	9:00 AM	9:00 AM	9:00 AM	11:00 AM	11:00 AM	9:00 AM		
Volume	699	753	687	707	734	683	609	675	652		
PM Peak	1:00 PM	4:00 PM	3:00 PM	7:00 PM	7:00 PM	3:00 PM	2:00 PM	5:00 PM	7:00 PM		
Volume	682	736	806	730	726	663	761	717	674		
<i>Comments:</i> N/A											

LOCATION: SR A1A (Seabreeze Blvd) btwn SE 23rd Ave and Harbor Dr SPECIFIC LOCATION: 10 ft from CITY/STATE: Fort Lauderdale, FL										QC JOB #: 11348606 DIRECTION: EB DATE: Oct 08 2013 - Oct 13 2013
Start Time	Mon 08-Oct-13	Tue 09-Oct-13	Wed 10-Oct-13	Thu 11-Oct-13	Fri 11-Oct-13	Average Weekday Hourly Traffic	Sat 12-Oct-13	Sun 13-Oct-13	Average Week Hourly Traffic	Average Week Profile
12:00 AM		80	81	130	11	76	255	276	139	
1:00 AM		39	67	70	17	48	148	170	85	
2:00 AM		31	40	52	40	41	83	112	60	
3:00 AM		16	27	29	29	25	58	78	40	
4:00 AM		55	50	73	64	61	90	89	70	
5:00 AM		159	143	151	134	147	165	156	151	
6:00 AM		271	262	299	301	283	280	247	277	
7:00 AM		503	511	536	505	514	386	346	465	
8:00 AM		644	634	632	687	649	508	423	588	
9:00 AM		618	503	537	496	539	543	516	536	
10:00 AM		571	466	643	552	558	589	600	570	
11:00 AM		485	523	531	520	515	577	627	544	
12:00 PM		534	542	623	593	573	643	553	581	
1:00 PM		566	549	560	535	553	715	667	599	
2:00 PM		544	609	619	655	607	669	609	618	
3:00 PM		495	598	562	620	569	549	524	558	
4:00 PM		521	607	507	529	541	510	481	526	
5:00 PM		587	542	539	451	530	495	484	516	
6:00 PM		597	679	633	575	621	315	411	535	
7:00 PM		565	618	589	643	604	482	318	536	
8:00 PM		447	407	479	526	465	534	478	479	
9:00 PM		413	390	459	513	444	479	398	442	
10:00 PM		391	342	99	524	339	454	281	349	
11:00 PM		222	235	18	382	214	353	244	242	
Day Total		9354	9425	9370	9902	9516	9880	9088	9506	
% Weekday Average		98.3%	99.0%	98.5%	104.1%					
% Week Average		98.4%	99.1%	98.6%	104.2%	100.1%	103.9%	95.6%		
AM Peak Volume		8:00 AM 644	8:00 AM 634	10:00 AM 643	8:00 AM 687	8:00 AM 649	10:00 AM 589	11:00 AM 627	8:00 AM 588	
PM Peak Volume		6:00 PM 597	6:00 PM 679	6:00 PM 633	2:00 PM 655	6:00 PM 621	1:00 PM 715	1:00 PM 667	2:00 PM 618	
<i>Comments:</i> N/A										

LOCATION: SR A1A (Seabreeze Blvd) btwn SE 23rd Ave and Harbor Dr SPECIFIC LOCATION: 10 ft from CITY/STATE: Fort Lauderdale, FL							QC JOB #: 11348606 DIRECTION: EB DATE: Oct 14 2013 - Oct 14 2013			
Start Time	Mon 14-Oct-13	Tue	Wed	Thu	Fri	Average Weekday Hourly Traffic	Sat	Sun	Average Week Hourly Traffic	Average Week Profile
12:00 AM	149					149			149	
1:00 AM	71					71			71	
2:00 AM	39					39			39	
3:00 AM	37					37			37	
4:00 AM	65					65			65	
5:00 AM	164					164			164	
6:00 AM	289					289			289	
7:00 AM	450					450			450	
8:00 AM	602					602			602	
9:00 AM	517					517			517	
10:00 AM	468					468			468	
11:00 AM	593					593			593	
12:00 PM	538					538			538	
1:00 PM	556					556			556	
2:00 PM	632					632			632	
3:00 PM	553					553			553	
4:00 PM	507					507			507	
5:00 PM	544					544			544	
6:00 PM	646					646			646	
7:00 PM	526					526			526	
8:00 PM	478					478			478	
9:00 PM	328					328			328	
10:00 PM	315					315			315	
11:00 PM	213					213			213	
Day Total	9280					9280			9280	
% Weekday Average	97.5%									
% Week Average	97.6%					100.0%				
AM Peak Volume	8:00 AM 602					8:00 AM 602			8:00 AM 602	
PM Peak Volume	6:00 PM 646					6:00 PM 646			6:00 PM 646	
<i>Comments:</i> N/A										

LOCATION: SR A1A (Seabreeze Blvd) btwn SE 23rd Ave and Harbor Dr
SPECIFIC LOCATION: 10 ft from
CITY/STATE: Fort Lauderdale, FL

QC JOB #: 11348606
DIRECTION: EB
DATE: Oct 07 2013 - Oct 11 2013

Start Time	Mon 07-Oct-13	Tue 08-Oct-13	Wed 09-Oct-13	Thu 10-Oct-13	Fri 11-Oct-13	Average Weekday Hourly Traffic		Average Weekday Profile
12:00 AM	149	80	81	130	11	90		
1:00 AM	71	39	67	70	17	53		
2:00 AM	39	31	40	52	40	40		
3:00 AM	37	16	27	29	29	28		
4:00 AM	65	55	50	73	64	61		
5:00 AM	164	159	143	151	134	150		
6:00 AM	289	271	262	299	301	284		
7:00 AM	450	503	511	536	505	501		
8:00 AM	602	644	634	632	687	640		
9:00 AM	517	618	503	537	496	534		
10:00 AM	468	571	466	643	552	540		
11:00 AM	593	485	523	531	520	530		
12:00 PM	538	534	542	623	593	566		
1:00 PM	556	566	549	560	535	553		
2:00 PM	632	544	609	619	655	612		
3:00 PM	553	495	598	562	620	566		
4:00 PM	507	521	607	507	529	534		
5:00 PM	544	587	542	539	451	533		
6:00 PM	646	597	679	633	575	626		
7:00 PM	526	565	618	589	643	588		
8:00 PM	478	447	407	479	526	467		
9:00 PM	328	413	390	459	513	421		
10:00 PM	315	391	342	99	524	334		
11:00 PM	213	222	235	18	382	214		
Day Total	9280	9354	9425	9370	9902	9465		
% Weekday Average	98.0%	98.8%	99.6%	99.0%	104.6%			
% Week Average								
AM Peak Volume	8:00 AM 602	8:00 AM 644	8:00 AM 634	10:00 AM 643	8:00 AM 687	8:00 AM 640		
PM Peak Volume	6:00 PM 646	6:00 PM 597	6:00 PM 679	6:00 PM 633	2:00 PM 655	6:00 PM 626		

Comments: N/A

SUMMARY - Tube Count - Volume Data (Weekend)

LOCATION: SR A1A (Seabreeze Blvd) btwn SE 23rd Ave and Harbor Dr
SPECIFIC LOCATION: 10 ft from
CITY/STATE: Fort Lauderdale, FL

QC JOB #: 11348606
DIRECTION: EB
DATE: Oct 12 2013 - Oct 13 2013

Start Time			Sat 12-Oct-13	Sun 13-Oct-13	Average Weekend Hourly Traffic	Average Weekend Profile
12:00 AM			255	276	266	
1:00 AM			148	170	159	
2:00 AM			83	112	98	
3:00 AM			58	78	68	
4:00 AM			90	89	90	
5:00 AM			165	156	161	
6:00 AM			280	247	264	
7:00 AM			386	346	366	
8:00 AM			508	423	466	
9:00 AM			543	516	530	
10:00 AM			589	600	595	
11:00 AM			577	627	602	
12:00 PM			643	553	598	
1:00 PM			715	667	691	
2:00 PM			669	609	639	
3:00 PM			549	524	537	
4:00 PM			510	481	496	
5:00 PM			495	484	490	
6:00 PM			315	411	363	
7:00 PM			482	318	400	
8:00 PM			534	478	506	
9:00 PM			479	398	439	
10:00 PM			454	281	368	
11:00 PM			353	244	299	
Day Total			9880	9088	9491	
% Weekday Average						
% Week Average						
AM Peak						
Volume			104.1%	95.8%		
PM Peak						
Volume			10:00 AM	11:00 AM	11:00 AM	
			589	627	602	
			1:00 PM	1:00 PM	1:00 PM	
			715	667	691	

Comments: N/A

LOCATION: SR A1A (Seabreeze Blvd) btwn SE 23rd Ave and Harbor Dr
SPECIFIC LOCATION: 10 ft from
CITY/STATE: Fort Lauderdale, FL

QC JOB #: 11348606
DIRECTION: EB
DATE: Oct 07 2013 - Oct 13 2013

Start Time	Mon 07-Oct-13	Tue 08-Oct-13	Wed 09-Oct-13	Thu 10-Oct-13	Fri 11-Oct-13	Average Weekday Hourly Traffic	Sat 12-Oct-13	Sun 13-Oct-13	Average Week Hourly Traffic	Average Week Profile
12:00 AM	149	80	81	130	11	90	255	276	140	
1:00 AM	71	39	67	70	17	53	148	170	83	
2:00 AM	39	31	40	52	40	40	83	112	57	
3:00 AM	37	16	27	29	29	28	58	78	39	
4:00 AM	65	55	50	73	64	61	90	89	69	
5:00 AM	164	159	143	151	134	150	165	156	153	
6:00 AM	289	271	262	299	301	284	280	247	278	
7:00 AM	450	503	511	536	505	501	386	346	462	
8:00 AM	602	644	634	632	687	640	508	423	590	
9:00 AM	517	618	503	537	496	534	543	516	533	
10:00 AM	468	571	466	643	552	540	589	600	556	
11:00 AM	593	485	523	531	520	530	577	627	551	
12:00 PM	538	534	542	623	593	566	643	553	575	
1:00 PM	556	566	549	560	535	553	715	667	593	
2:00 PM	632	544	609	619	655	612	669	609	620	
3:00 PM	553	495	598	562	620	566	549	524	557	
4:00 PM	507	521	607	507	529	534	510	481	523	
5:00 PM	544	587	542	539	451	533	495	484	520	
6:00 PM	646	597	679	633	575	626	315	411	551	
7:00 PM	526	565	618	589	643	588	482	318	534	
8:00 PM	478	447	407	479	526	467	534	478	478	
9:00 PM	328	413	390	459	513	421	479	398	426	
10:00 PM	315	391	342	99	524	334	454	281	344	
11:00 PM	213	222	235	18	382	214	353	244	238	
Day Total	9280	9354	9425	9370	9902	9465	9880	9088	9470	
% Weekday Average	98.0%	98.8%	99.6%	99.0%	104.6%					
% Week Average	98.0%	98.8%	99.5%	98.9%	104.6%	99.9%	104.3%	96.0%		
AM Peak Volume	8:00 AM 602	8:00 AM 644	8:00 AM 634	10:00 AM 643	8:00 AM 687	8:00 AM 640	10:00 AM 589	11:00 AM 627	8:00 AM 590	
PM Peak Volume	6:00 PM 646	6:00 PM 597	6:00 PM 679	6:00 PM 633	2:00 PM 655	6:00 PM 626	1:00 PM 715	1:00 PM 667	2:00 PM 620	

Comments: N/A

LOCATION: SR A1A (Seabreeze Blvd) btwn SE 23rd Ave and Harbor Dr SPECIFIC LOCATION: 10 ft from CITY/STATE: Fort Lauderdale, FL										QC JOB #: 11348606 DIRECTION: WB DATE: Oct 08 2013 - Oct 13 2013
Start Time	Mon 08-Oct-13	Tue 09-Oct-13	Wed 10-Oct-13	Thu 11-Oct-13	Fri 11-Oct-13	Average Weekday Hourly Traffic	Sat 12-Oct-13	Sun 13-Oct-13	Average Week Hourly Traffic	Average Week Profile
12:00 AM		120	118	157	193	147	366	455	235	
1:00 AM		59	63	87	106	79	232	312	143	
2:00 AM		42	57	54	64	54	169	243	105	
3:00 AM		33	27	27	39	32	104	138	61	
4:00 AM		39	42	66	74	55	114	115	75	
5:00 AM		128	127	133	139	132	132	153	135	
6:00 AM		275	252	287	263	269	176	221	246	
7:00 AM		582	529	564	560	559	350	296	480	
8:00 AM		672	592	618	648	633	478	398	568	
9:00 AM		593	613	667	644	629	616	500	606	
10:00 AM		667	620	662	677	657	675	705	668	
11:00 AM		693	713	671	658	684	710	805	708	
12:00 PM		716	662	796	681	714	562	724	690	
1:00 PM		689	644	651	615	650	685	736	670	
2:00 PM		648	705	690	740	696	755	714	709	
3:00 PM		737	773	733	766	752	691	695	733	
4:00 PM		741	716	706	744	727	650	723	713	
5:00 PM		707	640	730	621	675	755	732	698	
6:00 PM		640	680	672	692	671	692	709	681	
7:00 PM		624	650	684	702	665	788	698	691	
8:00 PM		445	432	512	496	471	616	545	508	
9:00 PM		368	378	465	499	428	551	412	446	
10:00 PM		345	318	420	528	403	574	384	428	
11:00 PM		253	304	340	531	357	709	340	413	
Day Total		10816	10655	11392	11680	11139	12150	11753	11410	
% Weekday Average		97.1%	95.7%	102.3%	104.9%					
% Week Average		94.8%	93.4%	99.8%	102.4%	97.6%	106.5%	103.0%		
AM Peak Volume		11:00 AM 693	11:00 AM 713	11:00 AM 671	10:00 AM 677	11:00 AM 684	11:00 AM 710	11:00 AM 805	11:00 AM 708	
PM Peak Volume		4:00 PM 741	3:00 PM 773	12:00 PM 796	3:00 PM 766	3:00 PM 752	7:00 PM 788	1:00 PM 736	3:00 PM 733	
<i>Comments:</i> N/A										

LOCATION: SR A1A (Seabreeze Blvd) btwn SE 23rd Ave and Harbor Dr SPECIFIC LOCATION: 10 ft from CITY/STATE: Fort Lauderdale, FL							QC JOB #: 11348606 DIRECTION: WB DATE: Oct 14 2013 - Oct 14 2013			
Start Time	Mon 14-Oct-13	Tue	Wed	Thu	Fri	Average Weekday Hourly Traffic	Sat	Sun	Average Week Hourly Traffic	Average Week Profile
12:00 AM	198					198			198	
1:00 AM	107					107			107	
2:00 AM	70					70			70	
3:00 AM	38					38			38	
4:00 AM	79					79			79	
5:00 AM	159					159			159	
6:00 AM	289					289			289	
7:00 AM	545					545			545	
8:00 AM	645					645			645	
9:00 AM	667					667			667	
10:00 AM	650					650			650	
11:00 AM	693					693			693	
12:00 PM	654					654			654	
1:00 PM	678					678			678	
2:00 PM	675					675			675	
3:00 PM	771					771			771	
4:00 PM	750					750			750	
5:00 PM	689					689			689	
6:00 PM	697					697			697	
7:00 PM	571					571			571	
8:00 PM	467					467			467	
9:00 PM	349					349			349	
10:00 PM	304					304			304	
11:00 PM	299					299			299	
Day Total	11044					11044			11044	
% Weekday Average	99.1%									
% Week Average	96.8%					100.0%				
AM Peak Volume	11:00 AM 693					11:00 AM 693			11:00 AM 693	
PM Peak Volume	3:00 PM 771					3:00 PM 771			3:00 PM 771	
<i>Comments:</i> N/A										

LOCATION: SR A1A (Seabreeze Blvd) btwn SE 23rd Ave and Harbor Dr
SPECIFIC LOCATION: 10 ft from
CITY/STATE: Fort Lauderdale, FL

QC JOB #: 11348606
DIRECTION: WB
DATE: Oct 07 2013 - Oct 11 2013

Start Time	Mon 07-Oct-13	Tue 08-Oct-13	Wed 09-Oct-13	Thu 10-Oct-13	Fri 11-Oct-13	Average Weekday Hourly Traffic		Average Weekday Profile
12:00 AM	198	120	118	157	193	157		
1:00 AM	107	59	63	87	106	84		
2:00 AM	70	42	57	54	64	57		
3:00 AM	38	33	27	27	39	33		
4:00 AM	79	39	42	66	74	60		
5:00 AM	159	128	127	133	139	137		
6:00 AM	289	275	252	287	263	273		
7:00 AM	545	582	529	564	560	556		
8:00 AM	645	672	592	618	648	635		
9:00 AM	667	593	613	667	644	637		
10:00 AM	650	667	620	662	677	655		
11:00 AM	693	693	713	671	658	686		
12:00 PM	654	716	662	796	681	702		
1:00 PM	678	689	644	651	615	655		
2:00 PM	675	648	705	690	740	692		
3:00 PM	771	737	773	733	766	756		
4:00 PM	750	741	716	706	744	731		
5:00 PM	689	707	640	730	621	677		
6:00 PM	697	640	680	672	692	676		
7:00 PM	571	624	650	684	702	646		
8:00 PM	467	445	432	512	496	470		
9:00 PM	349	368	378	465	499	412		
10:00 PM	304	345	318	420	528	383		
11:00 PM	299	253	304	340	531	345		
Day Total	11044	10816	10655	11392	11680	11115		
% Weekday Average	99.4%	97.3%	95.9%	102.5%	105.1%			
% Week Average								
AM Peak Volume	11:00 AM 693	11:00 AM 693	11:00 AM 713	11:00 AM 671	10:00 AM 677	11:00 AM 686		
PM Peak Volume	3:00 PM 771	4:00 PM 741	3:00 PM 773	12:00 PM 796	3:00 PM 766	3:00 PM 756		

Comments: N/A

SUMMARY - Tube Count - Volume Data (Weekend)

LOCATION: SR A1A (Seabreeze Blvd) btwn SE 23rd Ave and Harbor Dr SPECIFIC LOCATION: 10 ft from CITY/STATE: Fort Lauderdale, FL				QC JOB #: 11348606 DIRECTION: WB DATE: Oct 12 2013 - Oct 13 2013		
Start Time			Sat 12-Oct-13	Sun 13-Oct-13	Average Weekend Hourly Traffic	Average Weekend Profile
12:00 AM			366	455	411	
1:00 AM			232	312	272	
2:00 AM			169	243	206	
3:00 AM			104	138	121	
4:00 AM			114	115	115	
5:00 AM			132	153	143	
6:00 AM			176	221	199	
7:00 AM			350	296	323	
8:00 AM			478	398	438	
9:00 AM			616	500	558	
10:00 AM			675	705	690	
11:00 AM			710	805	758	
12:00 PM			562	724	643	
1:00 PM			685	736	711	
2:00 PM			755	714	735	
3:00 PM			691	695	693	
4:00 PM			650	723	687	
5:00 PM			755	732	744	
6:00 PM			692	709	701	
7:00 PM			788	698	743	
8:00 PM			616	545	581	
9:00 PM			551	412	482	
10:00 PM			574	384	479	
11:00 PM			709	340	525	
Day Total			12150	11753	11958	
% Weekday Average						
% Week Average						
AM Peak						
Volume			710	805	758	
PM Peak						
Volume			788	736	744	
<i>Comments:</i> N/A						

LOCATION: SR A1A (Seabreeze Blvd) btwn SE 23rd Ave and Harbor Dr
SPECIFIC LOCATION: 10 ft from
CITY/STATE: Fort Lauderdale, FL

QC JOB #: 11348606
DIRECTION: WB
DATE: Oct 07 2013 - Oct 13 2013

Start Time	Mon 07-Oct-13	Tue 08-Oct-13	Wed 09-Oct-13	Thu 10-Oct-13	Fri 11-Oct-13	Average Weekday Hourly Traffic	Sat 12-Oct-13	Sun 13-Oct-13	Average Week Hourly Traffic	Average Week Profile
12:00 AM	198	120	118	157	193	157	366	455	230	
1:00 AM	107	59	63	87	106	84	232	312	138	
2:00 AM	70	42	57	54	64	57	169	243	100	
3:00 AM	38	33	27	27	39	33	104	138	58	
4:00 AM	79	39	42	66	74	60	114	115	76	
5:00 AM	159	128	127	133	139	137	132	153	139	
6:00 AM	289	275	252	287	263	273	176	221	252	
7:00 AM	545	582	529	564	560	556	350	296	489	
8:00 AM	645	672	592	618	648	635	478	398	579	
9:00 AM	667	593	613	667	644	637	616	500	614	
10:00 AM	650	667	620	662	677	655	675	705	665	
11:00 AM	693	693	713	671	658	686	710	805	706	
12:00 PM	654	716	662	796	681	702	562	724	685	
1:00 PM	678	689	644	651	615	655	685	736	671	
2:00 PM	675	648	705	690	740	692	755	714	704	
3:00 PM	771	737	773	733	766	756	691	695	738	
4:00 PM	750	741	716	706	744	731	650	723	719	
5:00 PM	689	707	640	730	621	677	755	732	696	
6:00 PM	697	640	680	672	692	676	692	709	683	
7:00 PM	571	624	650	684	702	646	788	698	674	
8:00 PM	467	445	432	512	496	470	616	545	502	
9:00 PM	349	368	378	465	499	412	551	412	432	
10:00 PM	304	345	318	420	528	383	574	384	410	
11:00 PM	299	253	304	340	531	345	709	340	397	
Day Total	11044	10816	10655	11392	11680	11115	12150	11753	11357	
% Weekday Average	99.4%	97.3%	95.9%	102.5%	105.1%					
% Week Average	97.2%	95.2%	93.8%	100.3%	102.8%	97.9%	107.0%	103.5%		
AM Peak Volume	11:00 AM 693	11:00 AM 693	11:00 AM 713	11:00 AM 671	10:00 AM 677	11:00 AM 686	11:00 AM 710	11:00 AM 805	11:00 AM 706	
PM Peak Volume	3:00 PM 771	4:00 PM 741	3:00 PM 773	12:00 PM 796	3:00 PM 766	3:00 PM 756	7:00 PM 788	1:00 PM 736	3:00 PM 738	

Comments: N/A

LOCATION: Federal Hwy north of SE 17th St SPECIFIC LOCATION: 10 ft from CITY/STATE: Fort Lauderdale, FL										QC JOB #: 11348607 DIRECTION: NB DATE: Oct 08 2013 - Oct 13 2013
Start Time	Mon 08-Oct-13	Tue 09-Oct-13	Wed 10-Oct-13	Thu 11-Oct-13	Fri 11-Oct-13	Average Weekday Hourly Traffic	Sat 12-Oct-13	Sun 13-Oct-13	Average Week Hourly Traffic	Average Week Profile
12:00 AM		199	202	230	408	260	447	611	350	
1:00 AM		105	109	112	201	132	293	291	185	
2:00 AM		78	69	85	111	86	185	214	124	
3:00 AM		53	67	51	87	65	189	149	99	
4:00 AM		96	83	79	106	91	238	159	127	
5:00 AM		179	196	203	174	188	211	148	185	
6:00 AM		443	459	479	443	456	229	262	386	
7:00 AM		977	851	1011	866	926	433	301	740	
8:00 AM		944	971	1160	966	1010	670	459	862	
9:00 AM		880	1020	1044	962	977	759	628	882	
10:00 AM		902	826	1009	885	906	866	788	879	
11:00 AM		929	945	1066	993	983	907	841	947	
12:00 PM		1011	963	1215	979	1042	968	925	1010	
1:00 PM		1175	1058	1195	1055	1121	991	915	1065	
2:00 PM		998	1072	936	1061	1017	978	810	976	
3:00 PM		971	910	1045	972	975	949	882	955	
4:00 PM		993	830	857	988	917	964	853	914	
5:00 PM		1068	748	696	704	804	926	919	844	
6:00 PM		966	888	907	916	919	973	908	926	
7:00 PM		797	897	968	980	911	1005	806	909	
8:00 PM		734	769	773	894	793	819	711	783	
9:00 PM		639	664	677	769	687	716	584	675	
10:00 PM		238	540	785	680	561	677	517	573	
11:00 PM		379	401	733	669	546	708	439	555	
Day Total		15754	15538	17316	16869	16373	16101	14120	15951	
% Weekday Average		96.2%	94.9%	105.8%	103.0%					
% Week Average		98.8%	97.4%	108.6%	105.8%	102.6%	100.9%	88.5%		
AM Peak		7:00 AM	9:00 AM	8:00 AM	11:00 AM	8:00 AM	11:00 AM	11:00 AM	11:00 AM	
Volume		977	1020	1160	993	1010	907	841	947	
PM Peak		1:00 PM	2:00 PM	12:00 PM	2:00 PM	1:00 PM	7:00 PM	12:00 PM	1:00 PM	
Volume		1175	1072	1215	1061	1121	1005	925	1065	
Comments: N/A										

LOCATION: Federal Hwy north of SE 17th St SPECIFIC LOCATION: 10 ft from CITY/STATE: Fort Lauderdale, FL							QC JOB #: 11348607 DIRECTION: NB DATE: Oct 14 2013 - Oct 14 2013			
Start Time	Mon 14-Oct-13	Tue	Wed	Thu	Fri	Average Weekday Hourly Traffic	Sat	Sun	Average Week Hourly Traffic	Average Week Profile
12:00 AM	273					273			273	
1:00 AM	126					126			126	
2:00 AM	93					93			93	
3:00 AM	53					53			53	
4:00 AM	123					123			123	
5:00 AM	184					184			184	
6:00 AM	454					454			454	
7:00 AM	819					819			819	
8:00 AM	900					900			900	
9:00 AM	814					814			814	
10:00 AM	841					841			841	
11:00 AM	831					831			831	
12:00 PM	1029					1029			1029	
1:00 PM	1031					1031			1031	
2:00 PM	963					963			963	
3:00 PM	934					934			934	
4:00 PM	1005					1005			1005	
5:00 PM	810					810			810	
6:00 PM	890					890			890	
7:00 PM	873					873			873	
8:00 PM	685					685			685	
9:00 PM	592					592			592	
10:00 PM	530					530			530	
11:00 PM	408					408			408	
Day Total	15261					15261			15261	
% Weekday Average	93.2%									
% Week Average	95.7%					100.0%				
AM Peak Volume	8:00 AM 900					8:00 AM 900			8:00 AM 900	
PM Peak Volume	1:00 PM 1031					1:00 PM 1031			1:00 PM 1031	
<i>Comments:</i> N/A										

LOCATION: Federal Hwy north of SE 17th St
SPECIFIC LOCATION: 10 ft from
CITY/STATE: Fort Lauderdale, FL

QC JOB #: 11348607
DIRECTION: NB
DATE: Oct 07 2013 - Oct 11 2013

Start Time	Mon 07-Oct-13	Tue 08-Oct-13	Wed 09-Oct-13	Thu 10-Oct-13	Fri 11-Oct-13	Average Weekday Hourly Traffic			Average Weekday Profile
12:00 AM	273	199	202	230	408	262			
1:00 AM	126	105	109	112	201	131			
2:00 AM	93	78	69	85	111	87			
3:00 AM	53	53	67	51	87	62			
4:00 AM	123	96	83	79	106	97			
5:00 AM	184	179	196	203	174	187			
6:00 AM	454	443	459	479	443	456			
7:00 AM	819	977	851	1011	866	905			
8:00 AM	900	944	971	1160	966	988			
9:00 AM	814	880	1020	1044	962	944			
10:00 AM	841	902	826	1009	885	893			
11:00 AM	831	929	945	1066	993	953			
12:00 PM	1029	1011	963	1215	979	1039			
1:00 PM	1031	1175	1058	1195	1055	1103			
2:00 PM	963	998	1072	936	1061	1006			
3:00 PM	934	971	910	1045	972	966			
4:00 PM	1005	993	830	857	988	935			
5:00 PM	810	1068	748	696	704	805			
6:00 PM	890	966	888	907	916	913			
7:00 PM	873	797	897	968	980	903			
8:00 PM	685	734	769	773	894	771			
9:00 PM	592	639	664	677	769	668			
10:00 PM	530	238	540	785	680	555			
11:00 PM	408	379	401	733	669	518			
Day Total	15261	15754	15538	17316	16869	16147			
% Weekday Average	94.5%	97.6%	96.2%	107.2%	104.5%				
% Week Average									
AM Peak Volume	8:00 AM 900	7:00 AM 977	9:00 AM 1020	8:00 AM 1160	11:00 AM 993	8:00 AM 988			
PM Peak Volume	1:00 PM 1031	1:00 PM 1175	2:00 PM 1072	12:00 PM 1215	2:00 PM 1061	1:00 PM 1103			

Comments: N/A

SUMMARY - Tube Count - Volume Data (Weekend)

LOCATION: Federal Hwy north of SE 17th St SPECIFIC LOCATION: 10 ft from CITY/STATE: Fort Lauderdale, FL				QC JOB #: 11348607 DIRECTION: NB DATE: Oct 12 2013 - Oct 13 2013		
Start Time			Sat 12-Oct-13	Sun 13-Oct-13	Average Weekend Hourly Traffic	Average Weekend Profile
12:00 AM			447	611	529	
1:00 AM			293	291	292	
2:00 AM			185	214	200	
3:00 AM			189	149	169	
4:00 AM			238	159	199	
5:00 AM			211	148	180	
6:00 AM			229	262	246	
7:00 AM			433	301	367	
8:00 AM			670	459	565	
9:00 AM			759	628	694	
10:00 AM			866	788	827	
11:00 AM			907	841	874	
12:00 PM			968	925	947	
1:00 PM			991	915	953	
2:00 PM			978	810	894	
3:00 PM			949	882	916	
4:00 PM			964	853	909	
5:00 PM			926	919	923	
6:00 PM			973	908	941	
7:00 PM			1005	806	906	
8:00 PM			819	711	765	
9:00 PM			716	584	650	
10:00 PM			677	517	597	
11:00 PM			708	439	574	
Day Total			16101	14120	15117	
% Weekday Average						
% Week Average						
AM Peak						
Volume			11:00 AM 907	11:00 AM 841	11:00 AM 874	
PM Peak						
Volume			7:00 PM 1005	12:00 PM 925	1:00 PM 953	
<i>Comments:</i> N/A						

LOCATION: Federal Hwy north of SE 17th St
SPECIFIC LOCATION: 10 ft from
CITY/STATE: Fort Lauderdale, FL

QC JOB #: 11348607
DIRECTION: NB
DATE: Oct 07 2013 - Oct 13 2013

Start Time	Mon 07-Oct-13	Tue 08-Oct-13	Wed 09-Oct-13	Thu 10-Oct-13	Fri 11-Oct-13	Average Weekday Hourly Traffic	Sat 12-Oct-13	Sun 13-Oct-13	Average Week Hourly Traffic	Average Week Profile
12:00 AM	273	199	202	230	408	262	447	611	339	
1:00 AM	126	105	109	112	201	131	293	291	177	
2:00 AM	93	78	69	85	111	87	185	214	119	
3:00 AM	53	53	67	51	87	62	189	149	93	
4:00 AM	123	96	83	79	106	97	238	159	126	
5:00 AM	184	179	196	203	174	187	211	148	185	
6:00 AM	454	443	459	479	443	456	229	262	396	
7:00 AM	819	977	851	1011	866	905	433	301	751	
8:00 AM	900	944	971	1160	966	988	670	459	867	
9:00 AM	814	880	1020	1044	962	944	759	628	872	
10:00 AM	841	902	826	1009	885	893	866	788	874	
11:00 AM	831	929	945	1066	993	953	907	841	930	
12:00 PM	1029	1011	963	1215	979	1039	968	925	1013	
1:00 PM	1031	1175	1058	1195	1055	1103	991	915	1060	
2:00 PM	963	998	1072	936	1061	1006	978	810	974	
3:00 PM	934	971	910	1045	972	966	949	882	952	
4:00 PM	1005	993	830	857	988	935	964	853	927	
5:00 PM	810	1068	748	696	704	805	926	919	839	
6:00 PM	890	966	888	907	916	913	973	908	921	
7:00 PM	873	797	897	968	980	903	1005	806	904	
8:00 PM	685	734	769	773	894	771	819	711	769	
9:00 PM	592	639	664	677	769	668	716	584	663	
10:00 PM	530	238	540	785	680	555	677	517	567	
11:00 PM	408	379	401	733	669	518	708	439	534	
Day Total	15261	15754	15538	17316	16869	16147	16101	14120	15852	
% Weekday Average	94.5%	97.6%	96.2%	107.2%	104.5%					
% Week Average	96.3%	99.4%	98.0%	109.2%	106.4%	101.9%	101.6%	89.1%		
AM Peak Volume	8:00 AM 900	7:00 AM 977	9:00 AM 1020	8:00 AM 1160	11:00 AM 993	8:00 AM 988	11:00 AM 907	11:00 AM 841	11:00 AM 930	
PM Peak Volume	1:00 PM 1031	1:00 PM 1175	2:00 PM 1072	12:00 PM 1215	2:00 PM 1061	1:00 PM 1103	7:00 PM 1005	12:00 PM 925	1:00 PM 1060	

Comments: N/A

LOCATION: Federal Hwy north of SE 17th St SPECIFIC LOCATION: 10 ft from CITY/STATE: Fort Lauderdale, FL										QC JOB #: 11348607 DIRECTION: SB DATE: Oct 08 2013 - Oct 13 2013
Start Time	Mon 08-Oct-13	Tue 09-Oct-13	Wed 10-Oct-13	Thu 10-Oct-13	Fri 11-Oct-13	Average Weekday Hourly Traffic	Sat 12-Oct-13	Sun 13-Oct-13	Average Week Hourly Traffic	Average Week Profile
12:00 AM		154	173	168	218	178	388	369	245	
1:00 AM		65	109	98	123	99	262	227	147	
2:00 AM		70	72	78	118	85	187	183	118	
3:00 AM		66	73	69	96	76	170	158	105	
4:00 AM		167	131	153	156	152	232	181	170	
5:00 AM		290	258	284	284	279	333	300	292	
6:00 AM		599	603	651	602	614	416	392	544	
7:00 AM		888	1015	893	875	918	565	438	779	
8:00 AM		990	1109	913	870	971	738	524	857	
9:00 AM		893	1027	880	914	929	898	623	873	
10:00 AM		913	983	932	971	950	985	807	932	
11:00 AM		977	1016	975	976	986	999	888	972	
12:00 PM		880	1169	947	1022	1005	988	950	993	
1:00 PM		919	1131	975	998	1006	1027	944	999	
2:00 PM		892	1160	949	985	997	938	889	969	
3:00 PM		963	1132	925	993	1003	927	877	970	
4:00 PM		993	1201	944	948	1022	915	827	971	
5:00 PM		640	1075	457	619	698	937	823	759	
6:00 PM		1008	1170	957	1072	1052	885	879	995	
7:00 PM		820	921	909	866	879	851	681	841	
8:00 PM		676	652	705	716	687	759	587	683	
9:00 PM		548	460	657	729	599	656	461	585	
10:00 PM		487	340	511	673	503	669	373	509	
11:00 PM		283	232	307	489	328	501	286	350	
Day Total		15181	17212	15337	16313	16016	16226	13667	15658	
% Weekday Average		94.8%	107.5%	95.8%	101.9%					
% Week Average		97.0%	109.9%	97.9%	104.2%	102.3%	103.6%	87.3%		
AM Peak		8:00 AM	8:00 AM	11:00 AM	11:00 AM	11:00 AM	11:00 AM	11:00 AM	11:00 AM	
Volume		990	1109	975	976	986	999	888	972	
PM Peak		6:00 PM	4:00 PM	1:00 PM	6:00 PM	6:00 PM	1:00 PM	12:00 PM	1:00 PM	
Volume		1008	1201	975	1072	1052	1027	950	999	
Comments: N/A										

LOCATION: Federal Hwy north of SE 17th St SPECIFIC LOCATION: 10 ft from CITY/STATE: Fort Lauderdale, FL						QC JOB #: 11348607 DIRECTION: SB DATE: Oct 14 2013 - Oct 14 2013				
Start Time	Mon 14-Oct-13	Tue	Wed	Thu	Fri	Average Weekday Hourly Traffic	Sat	Sun	Average Week Hourly Traffic	Average Week Profile
12:00 AM	158					158			158	
1:00 AM	92					92			92	
2:00 AM	66					66			66	
3:00 AM	76					76			76	
4:00 AM	151					151			151	
5:00 AM	291					291			291	
6:00 AM	560					560			560	
7:00 AM	897					897			897	
8:00 AM	876					876			876	
9:00 AM	891					891			891	
10:00 AM	878					878			878	
11:00 AM	987					987			987	
12:00 PM	1029					1029			1029	
1:00 PM	960					960			960	
2:00 PM	960					960			960	
3:00 PM	936					936			936	
4:00 PM	930					930			930	
5:00 PM	886					886			886	
6:00 PM	973					973			973	
7:00 PM	799					799			799	
8:00 PM	644					644			644	
9:00 PM	524					524			524	
10:00 PM	421					421			421	
11:00 PM	270					270			270	
Day Total	15255					15255			15255	
% Weekday Average	95.2%									
% Week Average	97.4%					100.0%				
AM Peak Volume	11:00 AM 987					11:00 AM 987			11:00 AM 987	
PM Peak Volume	12:00 PM 1029					12:00 PM 1029			12:00 PM 1029	
<i>Comments:</i> N/A										

LOCATION: Federal Hwy north of SE 17th St SPECIFIC LOCATION: 10 ft from CITY/STATE: Fort Lauderdale, FL						QC JOB #: 11348607 DIRECTION: SB DATE: Oct 07 2013 - Oct 11 2013		
Start Time	Mon 07-Oct-13	Tue 08-Oct-13	Wed 09-Oct-13	Thu 10-Oct-13	Fri 11-Oct-13	Average Weekday Hourly Traffic		Average Weekday Profile
12:00 AM	158	154	173	168	218	174		
1:00 AM	92	65	109	98	123	97		
2:00 AM	66	70	72	78	118	81		
3:00 AM	76	66	73	69	96	76		
4:00 AM	151	167	131	153	156	152		
5:00 AM	291	290	258	284	284	281		
6:00 AM	560	599	603	651	602	603		
7:00 AM	897	888	1015	893	875	914		
8:00 AM	876	990	1109	913	870	952		
9:00 AM	891	893	1027	880	914	921		
10:00 AM	878	913	983	932	971	935		
11:00 AM	987	977	1016	975	976	986		
12:00 PM	1029	880	1169	947	1022	1009		
1:00 PM	960	919	1131	975	998	997		
2:00 PM	960	892	1160	949	985	989		
3:00 PM	936	963	1132	925	993	990		
4:00 PM	930	993	1201	944	948	1003		
5:00 PM	886	640	1075	457	619	735		
6:00 PM	973	1008	1170	957	1072	1036		
7:00 PM	799	820	921	909	866	863		
8:00 PM	644	676	652	705	716	679		
9:00 PM	524	548	460	657	729	584		
10:00 PM	421	487	340	511	673	486		
11:00 PM	270	283	232	307	489	316		
Day Total	15255	15181	17212	15337	16313	15859		
% Weekday Average	96.2%	95.7%	108.5%	96.7%	102.9%			
% Week Average								
AM Peak Volume	11:00 AM 987	8:00 AM 990	8:00 AM 1109	11:00 AM 975	11:00 AM 976	11:00 AM 986		
PM Peak Volume	12:00 PM 1029	6:00 PM 1008	4:00 PM 1201	1:00 PM 975	6:00 PM 1072	6:00 PM 1036		
<i>Comments:</i> N/A								

SUMMARY - Tube Count - Volume Data (Weekend)

LOCATION: Federal Hwy north of SE 17th St SPECIFIC LOCATION: 10 ft from CITY/STATE: Fort Lauderdale, FL				QC JOB #: 11348607 DIRECTION: SB DATE: Oct 12 2013 - Oct 13 2013		
Start Time			Sat 12-Oct-13	Sun 13-Oct-13	Average Weekend Hourly Traffic	Average Weekend Profile
12:00 AM			388	369	379	
1:00 AM			262	227	245	
2:00 AM			187	183	185	
3:00 AM			170	158	164	
4:00 AM			232	181	207	
5:00 AM			333	300	317	
6:00 AM			416	392	404	
7:00 AM			565	438	502	
8:00 AM			738	524	631	
9:00 AM			898	623	761	
10:00 AM			985	807	896	
11:00 AM			999	888	944	
12:00 PM			988	950	969	
1:00 PM			1027	944	986	
2:00 PM			938	889	914	
3:00 PM			927	877	902	
4:00 PM			915	827	871	
5:00 PM			937	823	880	
6:00 PM			885	879	882	
7:00 PM			851	681	766	
8:00 PM			759	587	673	
9:00 PM			656	461	559	
10:00 PM			669	373	521	
11:00 PM			501	286	394	
Day Total			16226	13667	14952	
% Weekday Average						
% Week Average			108.5%	91.4%		
AM Peak			11:00 AM	11:00 AM	11:00 AM	
Volume			999	888	944	
PM Peak			1:00 PM	12:00 PM	1:00 PM	
Volume			1027	950	986	
<i>Comments:</i> N/A						

LOCATION: Federal Hwy north of SE 17th St
SPECIFIC LOCATION: 10 ft from
CITY/STATE: Fort Lauderdale, FL

QC JOB #: 11348607
DIRECTION: SB
DATE: Oct 07 2013 - Oct 13 2013

Start Time	Mon 07-Oct-13	Tue 08-Oct-13	Wed 09-Oct-13	Thu 10-Oct-13	Fri 11-Oct-13	Average Weekday Hourly Traffic	Sat 12-Oct-13	Sun 13-Oct-13	Average Week Hourly Traffic	Average Week Profile
12:00 AM	158	154	173	168	218	174	388	369	233	
1:00 AM	92	65	109	98	123	97	262	227	139	
2:00 AM	66	70	72	78	118	81	187	183	111	
3:00 AM	76	66	73	69	96	76	170	158	101	
4:00 AM	151	167	131	153	156	152	232	181	167	
5:00 AM	291	290	258	284	284	281	333	300	291	
6:00 AM	560	599	603	651	602	603	416	392	546	
7:00 AM	897	888	1015	893	875	914	565	438	796	
8:00 AM	876	990	1109	913	870	952	738	524	860	
9:00 AM	891	893	1027	880	914	921	898	623	875	
10:00 AM	878	913	983	932	971	935	985	807	924	
11:00 AM	987	977	1016	975	976	986	999	888	974	
12:00 PM	1029	880	1169	947	1022	1009	988	950	998	
1:00 PM	960	919	1131	975	998	997	1027	944	993	
2:00 PM	960	892	1160	949	985	989	938	889	968	
3:00 PM	936	963	1132	925	993	990	927	877	965	
4:00 PM	930	993	1201	944	948	1003	915	827	965	
5:00 PM	886	640	1075	457	619	735	937	823	777	
6:00 PM	973	1008	1170	957	1072	1036	885	879	992	
7:00 PM	799	820	921	909	866	863	851	681	835	
8:00 PM	644	676	652	705	716	679	759	587	677	
9:00 PM	524	548	460	657	729	584	656	461	576	
10:00 PM	421	487	340	511	673	486	669	373	496	
11:00 PM	270	283	232	307	489	316	501	286	338	
Day Total	15255	15181	17212	15337	16313	15859	16226	13667	15597	
% Weekday Average	96.2%	95.7%	108.5%	96.7%	102.9%					
% Week Average	97.8%	97.3%	110.4%	98.3%	104.6%	101.7%	104.0%	87.6%		
AM Peak Volume	11:00 AM 987	8:00 AM 990	8:00 AM 1109	11:00 AM 975	11:00 AM 976	11:00 AM 986	11:00 AM 999	11:00 AM 888	11:00 AM 974	
PM Peak Volume	12:00 PM 1029	6:00 PM 1008	4:00 PM 1201	1:00 PM 975	6:00 PM 1072	6:00 PM 1036	1:00 PM 1027	12:00 PM 950	12:00 PM 998	

Comments: N/A

LOCATION: Federal Hwy btwn SE 17th St and SR-84 SPECIFIC LOCATION: 10 ft from CITY/STATE: Fort Lauderdale, FL										QC JOB #: 11348608 DIRECTION: NB DATE: Oct 08 2013 - Oct 13 2013
Start Time	Mon 08-Oct-13	Tue 09-Oct-13	Wed 10-Oct-13	Thu 10-Oct-13	Fri 11-Oct-13	Average Weekday Hourly Traffic	Sat 12-Oct-13	Sun 13-Oct-13	Average Week Hourly Traffic	Average Week Profile
12:00 AM			246	0	333	193	619	713	382	
1:00 AM			132	0	140	91	350	324	189	
2:00 AM			91	0	106	66	192	221	122	
3:00 AM			70	0	99	56	159	158	97	
4:00 AM			118	0	153	90	198	216	137	
5:00 AM			31	0	340	124	357	324	210	
6:00 AM			0	261	787	349	532	500	416	
7:00 AM			0	1294	1349	881	844	558	809	
8:00 AM			0	1315	1504	940	1143	781	949	
9:00 AM			0	1324	1401	908	1216	984	985	
10:00 AM			0	1292	1339	877	1225	1109	993	
11:00 AM			0	1424	1380	935	1324	1300	1086	
12:00 PM			0	1410	1170	860	1282	1291	1031	
1:00 PM			0	1453	1294	916	1118	1232	1019	
2:00 PM			0	1368	1338	902	1257	1247	1042	
3:00 PM			0	1368	1459	942	1426	1264	1103	
4:00 PM			0	1353	1392	915	1307	1230	1056	
5:00 PM			0	1469	1343	937	1198	1241	1050	
6:00 PM			0	1147	1339	829	1378	1288	1030	
7:00 PM			0	1244	1310	851	1305	1117	995	
8:00 PM			0	1037	1161	733	1069	880	829	
9:00 PM			0	846	984	610	947	773	710	
10:00 PM		100	0	658	960	509	885	631	600	
11:00 PM		443	0	566	758	442	718	495	497	
Day Total		543	688	20829	23439	15086	22049	19877	17464	
% Weekday Average		3.6%	4.6%	138.1%	155.4%					
% Week Average		3.1%	3.9%	119.3%	134.2%	86.4%	126.3%	113.8%		
AM Peak			12:00 AM	11:00 AM	8:00 AM	8:00 AM	11:00 AM	11:00 AM	11:00 AM	
Volume			246	1424	1504	940	1324	1300	1086	
PM Peak		11:00 PM	12:00 PM	5:00 PM	3:00 PM	3:00 PM	3:00 PM	12:00 PM	3:00 PM	
Volume		443	0	1469	1459	942	1426	1291	1103	
<i>Comments:</i> N/A										

LOCATION: Federal Hwy btwn SE 17th St and SR-84 SPECIFIC LOCATION: 10 ft from CITY/STATE: Fort Lauderdale, FL						QC JOB #: 11348608 DIRECTION: NB DATE: Oct 14 2013 - Oct 16 2013				
Start Time	Mon 14-Oct-13	Tue 15-Oct-13	Wed 16-Oct-13	Thu	Fri	Average Weekday Hourly Traffic	Sat	Sun	Average Week Hourly Traffic	Average Week Profile
12:00 AM	327	220	265			271			271	
1:00 AM	140	115	96			117			117	
2:00 AM	94	64	68			75			75	
3:00 AM	77	84	72			78			78	
4:00 AM	192	159	136			162			162	
5:00 AM	371	341	331			348			348	
6:00 AM	777	836	847			820			820	
7:00 AM	1350	1391	1366			1369			1369	
8:00 AM	1569	1167	1136			1291			1291	
9:00 AM	1333	1277	1407			1339			1339	
10:00 AM	1288	1228	1296			1271			1271	
11:00 AM	1288	1311	1338			1312			1312	
12:00 PM	1394	1221	1159			1258			1258	
1:00 PM	1373	1266	1323			1321			1321	
2:00 PM	1274	1316				1295			1295	
3:00 PM	1285	1172				1229			1229	
4:00 PM	1460	1247				1354			1354	
5:00 PM	1390	1416				1403			1403	
6:00 PM	1374	1357				1366			1366	
7:00 PM	1135	1176				1156			1156	
8:00 PM	831	917				874			874	
9:00 PM	694	796				745			745	
10:00 PM	625	679				652			652	
11:00 PM	434	448				441			441	
Day Total	22075	21204	10840			21547			21547	
% Weekday Average	146.3%	98.4%	50.3%							
% Week Average	126.4%	98.4%	50.3%			100.0%				
AM Peak	8:00 AM	7:00 AM	9:00 AM			7:00 AM			7:00 AM	
Volume	1569	1391	1407			1369			1369	
PM Peak	4:00 PM	5:00 PM	1:00 PM			5:00 PM			5:00 PM	
Volume	1460	1416	1323			1403			1403	
<i>Comments:</i> N/A										

LOCATION: Federal Hwy btwn SE 17th St and SR-84 SPECIFIC LOCATION: 10 ft from CITY/STATE: Fort Lauderdale, FL						QC JOB #: 11348608 DIRECTION: NB DATE: Oct 07 2013 - Oct 11 2013		
Start Time	Mon 07-Oct-13	Tue 08-Oct-13	Wed 09-Oct-13	Thu 10-Oct-13	Fri 11-Oct-13	Average Weekday Hourly Traffic		Average Weekday Profile
12:00 AM	327	220	246	0	333	225		
1:00 AM	140	115	132	0	140	105		
2:00 AM	94	64	91	0	106	71		
3:00 AM	77	84	70	0	99	66		
4:00 AM	192	159	118	0	153	124		
5:00 AM	371	341	31	0	340	217		
6:00 AM	777	836	0	261	787	532		
7:00 AM	1350	1391	0	1294	1349	1077		
8:00 AM	1569	1167	0	1315	1504	1111		
9:00 AM	1333	1277	0	1324	1401	1067		
10:00 AM	1288	1228	0	1292	1339	1029		
11:00 AM	1288	1311	0	1424	1380	1081		
12:00 PM	1394	1221	0	1410	1170	1039		
1:00 PM	1373	1266	0	1453	1294	1077		
2:00 PM	1274	1316	0	1368	1338	1059		
3:00 PM	1285	1172	0	1368	1459	1057		
4:00 PM	1460	1247	0	1353	1392	1090		
5:00 PM	1390	1416	0	1469	1343	1124		
6:00 PM	1374	1357	0	1147	1339	1043		
7:00 PM	1135	1176	0	1244	1310	973		
8:00 PM	831	917	0	1037	1161	789		
9:00 PM	694	796	0	846	984	664		
10:00 PM	625	609	0	658	960	580		
11:00 PM	434	443	0	566	758	440		
Day Total	22075	21299	688	20829	23439	17744		
% Weekday Average	124.4%	120.0%	3.9%	117.4%	132.1%			
% Week Average								
AM Peak Volume	8:00 AM 1569	7:00 AM 1391	12:00 AM 246	11:00 AM 1424	8:00 AM 1504	8:00 AM 1111		
PM Peak Volume	4:00 PM 1460	5:00 PM 1416	12:00 PM 0	5:00 PM 1469	3:00 PM 1459	5:00 PM 1124		
<i>Comments:</i> N/A								

LOCATION: Federal Hwy btwn SE 17th St and SR-84 SPECIFIC LOCATION: 10 ft from CITY/STATE: Fort Lauderdale, FL				QC JOB #: 11348608 DIRECTION: NB DATE: Oct 12 2013 - Oct 13 2013		
Start Time			Sat 12-Oct-13	Sun 13-Oct-13	Average Weekend Hourly Traffic	Average Weekend Profile
12:00 AM			619	713	666	
1:00 AM			350	324	337	
2:00 AM			192	221	207	
3:00 AM			159	158	159	
4:00 AM			198	216	207	
5:00 AM			357	324	341	
6:00 AM			532	500	516	
7:00 AM			844	558	701	
8:00 AM			1143	781	962	
9:00 AM			1216	984	1100	
10:00 AM			1225	1109	1167	
11:00 AM			1324	1300	1312	
12:00 PM			1282	1291	1287	
1:00 PM			1118	1232	1175	
2:00 PM			1257	1247	1252	
3:00 PM			1426	1264	1345	
4:00 PM			1307	1230	1269	
5:00 PM			1198	1241	1220	
6:00 PM			1378	1288	1333	
7:00 PM			1305	1117	1211	
8:00 PM			1069	880	975	
9:00 PM			947	773	860	
10:00 PM			885	631	758	
11:00 PM			718	495	607	
Day Total			22049	19877	20967	
% Weekday Average						
% Week Average			105.2%	94.8%		
AM Peak Volume			11:00 AM 1324	11:00 AM 1300	11:00 AM 1312	
PM Peak Volume			3:00 PM 1426	12:00 PM 1291	3:00 PM 1345	
<i>Comments:</i> N/A						

LOCATION: Federal Hwy btwn SE 17th St and SR-84
SPECIFIC LOCATION: 10 ft from
CITY/STATE: Fort Lauderdale, FL

QC JOB #: 11348608
DIRECTION: NB
DATE: Oct 07 2013 - Oct 13 2013

Start Time	Mon 07-Oct-13	Tue 08-Oct-13	Wed 09-Oct-13	Thu 10-Oct-13	Fri 11-Oct-13	Average Weekday Hourly Traffic	Sat 12-Oct-13	Sun 13-Oct-13	Average Week Hourly Traffic	Average Week Profile
12:00 AM	327	220	246	0	333	225	619	713	351	
1:00 AM	140	115	132	0	140	105	350	324	172	
2:00 AM	94	64	91	0	106	71	192	221	110	
3:00 AM	77	84	70	0	99	66	159	158	92	
4:00 AM	192	159	118	0	153	124	198	216	148	
5:00 AM	371	341	31	0	340	217	357	324	252	
6:00 AM	777	836	0	261	787	532	532	500	528	
7:00 AM	1350	1391	0	1294	1349	1077	844	558	969	
8:00 AM	1569	1167	0	1315	1504	1111	1143	781	1068	
9:00 AM	1333	1277	0	1324	1401	1067	1216	984	1076	
10:00 AM	1288	1228	0	1292	1339	1029	1225	1109	1069	
11:00 AM	1288	1311	0	1424	1380	1081	1324	1300	1147	
12:00 PM	1394	1221	0	1410	1170	1039	1282	1291	1110	
1:00 PM	1373	1266	0	1453	1294	1077	1118	1232	1105	
2:00 PM	1274	1316	0	1368	1338	1059	1257	1247	1114	
3:00 PM	1285	1172	0	1368	1459	1057	1426	1264	1139	
4:00 PM	1460	1247	0	1353	1392	1090	1307	1230	1141	
5:00 PM	1390	1416	0	1469	1343	1124	1198	1241	1151	
6:00 PM	1374	1357	0	1147	1339	1043	1378	1288	1126	
7:00 PM	1135	1176	0	1244	1310	973	1305	1117	1041	
8:00 PM	831	917	0	1037	1161	789	1069	880	842	
9:00 PM	694	796	0	846	984	664	947	773	720	
10:00 PM	625	609	0	658	960	580	885	631	600	
11:00 PM	434	443	0	566	758	440	718	495	488	
Day Total	22075	21299	688	20829	23439	17744	22049	19877	18693	
% Weekday Average	124.4%	120.0%	3.9%	117.4%	132.1%					
% Week Average	118.1%	113.9%	3.7%	111.4%	125.4%	94.9%	118.0%	106.3%		
AM Peak Volume	8:00 AM 1569	7:00 AM 1391	12:00 AM 246	11:00 AM 1424	8:00 AM 1504	8:00 AM 1111	11:00 AM 1324	11:00 AM 1300	11:00 AM 1147	
PM Peak Volume	4:00 PM 1460	5:00 PM 1416	12:00 PM 0	5:00 PM 1469	3:00 PM 1459	5:00 PM 1124	3:00 PM 1426	12:00 PM 1291	5:00 PM 1151	

Comments: N/A

LOCATION: Federal Hwy btwn SE 17th St and SR-84 SPECIFIC LOCATION: 10 ft from CITY/STATE: Fort Lauderdale, FL										QC JOB #: 11348608 DIRECTION: SB DATE: Oct 08 2013 - Oct 13 2013
Start Time	Mon 08-Oct-13	Tue 09-Oct-13	Wed 10-Oct-13	Thu 10-Oct-13	Fri 11-Oct-13	Average Weekday Hourly Traffic	Sat 12-Oct-13	Sun 13-Oct-13	Average Week Hourly Traffic	Average Week Profile
12:00 AM			250	273	326	283	580	679	422	
1:00 AM			153	167	191	170	367	432	262	
2:00 AM			109	94	147	117	289	336	195	
3:00 AM			97	74	119	97	287	233	162	
4:00 AM			134	182	206	174	512	265	260	
5:00 AM			290	317	344	317	325	344	324	
6:00 AM			611	661	640	637	436	428	555	
7:00 AM			1215	1178	1103	1165	600	578	935	
8:00 AM			1241	1263	1209	1238	739	626	1016	
9:00 AM			1132	1132	1176	1147	931	801	1034	
10:00 AM			1169	1210	1209	1196	1168	1043	1160	
11:00 AM			1237	1254	1282	1258	1167	1141	1216	
12:00 PM			1263	1367	1329	1320	1180	1180	1264	
1:00 PM			1384	1341	1245	1323	1156	1213	1268	
2:00 PM			1311	1332	1383	1342	1210	1040	1255	
3:00 PM			1320	1390	1517	1409	1404	1069	1340	
4:00 PM			1470	1211	1159	1280	1343	1195	1276	
5:00 PM			652	323	339	438	1390	1184	778	
6:00 PM			1300	878	1160	1113	1325	1180	1169	
7:00 PM			1135	1242	1215	1197	1260	1040	1178	
8:00 PM			921	1002	1021	981	1072	857	975	
9:00 PM			788	911	984	894	1009	693	877	
10:00 PM		146	625	756	1031	806	1031	576	806	
11:00 PM		455	471	595	846	592	908	491	628	
Day Total		601	20278	20153	21181	20638	21689	18624	20499	
% Weekday Average		2.9%	98.3%	97.6%	102.6%					
% Week Average		2.9%	98.9%	98.3%	103.3%	100.7%	105.8%	90.9%		
AM Peak Volume			8:00 AM 1241	8:00 AM 1263	11:00 AM 1282	11:00 AM 1258	10:00 AM 1168	11:00 AM 1141	11:00 AM 1216	
PM Peak Volume		11:00 PM 455	4:00 PM 1470	3:00 PM 1390	3:00 PM 1517	3:00 PM 1409	3:00 PM 1404	1:00 PM 1213	3:00 PM 1340	
<i>Comments:</i> N/A										

LOCATION: Federal Hwy btwn SE 17th St and SR-84 SPECIFIC LOCATION: 10 ft from CITY/STATE: Fort Lauderdale, FL						QC JOB #: 11348608 DIRECTION: SB DATE: Oct 14 2013 - Oct 16 2013				
Start Time	Mon 14-Oct-13	Tue 15-Oct-13	Wed 16-Oct-13	Thu	Fri	Average Weekday Hourly Traffic	Sat	Sun	Average Week Hourly Traffic	Average Week Profile
12:00 AM	289	236	308			278			278	
1:00 AM	160	130	128			139			139	
2:00 AM	106	91	109			102			102	
3:00 AM	98	99	90			96			96	
4:00 AM	204	216	168			196			196	
5:00 AM	379	340	347			355			355	
6:00 AM	677	695	696			689			689	
7:00 AM	1141	1244	1204			1196			1196	
8:00 AM	1249	1241	1325			1272			1272	
9:00 AM	1127	1181	1235			1181			1181	
10:00 AM	1148	1214	1229			1197			1197	
11:00 AM	1210	1051	1343			1201			1201	
12:00 PM	1204	1129	1368			1234			1234	
1:00 PM	1332	988	1237			1186			1186	
2:00 PM	1360	1364				1362			1362	
3:00 PM	1508	1511				1510			1510	
4:00 PM	1409	1286				1348			1348	
5:00 PM	488	263				376			376	
6:00 PM	1377	1229				1303			1303	
7:00 PM	1138	1067				1103			1103	
8:00 PM	895	903				899			899	
9:00 PM	760	820				790			790	
10:00 PM	626	658				642			642	
11:00 PM	468	498				483			483	
Day Total	20353	19454	10787			20138			20138	
% Weekday Average	98.6%	96.6%	53.6%							
% Week Average	99.3%	96.6%	53.6%			100.0%				
AM Peak	8:00 AM	7:00 AM	11:00 AM			8:00 AM			8:00 AM	
Volume	1249	1244	1343			1272			1272	
PM Peak	3:00 PM	3:00 PM	12:00 PM			3:00 PM			3:00 PM	
Volume	1508	1511	1368			1510			1510	
<i>Comments:</i> N/A										

LOCATION: Federal Hwy btwn SE 17th St and SR-84 SPECIFIC LOCATION: 10 ft from CITY/STATE: Fort Lauderdale, FL						QC JOB #: 11348608 DIRECTION: SB DATE: Oct 07 2013 - Oct 11 2013		
Start Time	Mon 07-Oct-13	Tue 08-Oct-13	Wed 09-Oct-13	Thu 10-Oct-13	Fri 11-Oct-13	Average Weekday Hourly Traffic		Average Weekday Profile
12:00 AM	289	236	250	273	326	275		
1:00 AM	160	130	153	167	191	160		
2:00 AM	106	91	109	94	147	109		
3:00 AM	98	99	97	74	119	97		
4:00 AM	204	216	134	182	206	188		
5:00 AM	379	340	290	317	344	334		
6:00 AM	677	695	611	661	640	657		
7:00 AM	1141	1244	1215	1178	1103	1176		
8:00 AM	1249	1241	1241	1263	1209	1241		
9:00 AM	1127	1181	1132	1132	1176	1150		
10:00 AM	1148	1214	1169	1210	1209	1190		
11:00 AM	1210	1051	1237	1254	1282	1207		
12:00 PM	1204	1129	1263	1367	1329	1258		
1:00 PM	1332	988	1384	1341	1245	1258		
2:00 PM	1360	1364	1311	1332	1383	1350		
3:00 PM	1508	1511	1320	1390	1517	1449		
4:00 PM	1409	1286	1470	1211	1159	1307		
5:00 PM	488	263	652	323	339	413		
6:00 PM	1377	1229	1300	878	1160	1189		
7:00 PM	1138	1067	1135	1242	1215	1159		
8:00 PM	895	903	921	1002	1021	948		
9:00 PM	760	820	788	911	984	853		
10:00 PM	626	658	625	756	1031	730		
11:00 PM	468	455	471	595	846	567		
Day Total	20353	19557	20278	20153	21181	20420		
% Weekday Average	99.7%	95.8%	99.3%	98.7%	103.7%			
% Week Average								
AM Peak Volume	8:00 AM 1249	7:00 AM 1244	8:00 AM 1241	8:00 AM 1263	11:00 AM 1282	8:00 AM 1241		
PM Peak Volume	3:00 PM 1508	3:00 PM 1511	4:00 PM 1470	3:00 PM 1390	3:00 PM 1517	3:00 PM 1449		
<i>Comments:</i> N/A								

SUMMARY - Tube Count - Volume Data (Weekend)

LOCATION: Federal Hwy btwn SE 17th St and SR-84 SPECIFIC LOCATION: 10 ft from CITY/STATE: Fort Lauderdale, FL				QC JOB #: 11348608 DIRECTION: SB DATE: Oct 12 2013 - Oct 13 2013		
Start Time			Sat 12-Oct-13	Sun 13-Oct-13	Average Weekend Hourly Traffic	Average Weekend Profile
12:00 AM			580	679	630	
1:00 AM			367	432	400	
2:00 AM			289	336	313	
3:00 AM			287	233	260	
4:00 AM			512	265	389	
5:00 AM			325	344	335	
6:00 AM			436	428	432	
7:00 AM			600	578	589	
8:00 AM			739	626	683	
9:00 AM			931	801	866	
10:00 AM			1168	1043	1106	
11:00 AM			1167	1141	1154	
12:00 PM			1180	1180	1180	
1:00 PM			1156	1213	1185	
2:00 PM			1210	1040	1125	
3:00 PM			1404	1069	1237	
4:00 PM			1343	1195	1269	
5:00 PM			1390	1184	1287	
6:00 PM			1325	1180	1253	
7:00 PM			1260	1040	1150	
8:00 PM			1072	857	965	
9:00 PM			1009	693	851	
10:00 PM			1031	576	804	
11:00 PM			908	491	700	
Day Total			21689	18624	20163	
% Weekday Average						
% Week Average			107.6%	92.4%		
AM Peak Volume			10:00 AM 1168	11:00 AM 1141	11:00 AM 1154	
PM Peak Volume			3:00 PM 1404	1:00 PM 1213	5:00 PM 1287	
<i>Comments:</i> N/A						

LOCATION: Federal Hwy btwn SE 17th St and SR-84
SPECIFIC LOCATION: 10 ft from
CITY/STATE: Fort Lauderdale, FL

QC JOB #: 11348608
DIRECTION: SB
DATE: Oct 07 2013 - Oct 13 2013

Start Time	Mon 07-Oct-13	Tue 08-Oct-13	Wed 09-Oct-13	Thu 10-Oct-13	Fri 11-Oct-13	Average Weekday Hourly Traffic	Sat 12-Oct-13	Sun 13-Oct-13	Average Week Hourly Traffic	Average Week Profile
12:00 AM	289	236	250	273	326	275	580	679	376	
1:00 AM	160	130	153	167	191	160	367	432	229	
2:00 AM	106	91	109	94	147	109	289	336	167	
3:00 AM	98	99	97	74	119	97	287	233	144	
4:00 AM	204	216	134	182	206	188	512	265	246	
5:00 AM	379	340	290	317	344	334	325	344	334	
6:00 AM	677	695	611	661	640	657	436	428	593	
7:00 AM	1141	1244	1215	1178	1103	1176	600	578	1008	
8:00 AM	1249	1241	1241	1263	1209	1241	739	626	1081	
9:00 AM	1127	1181	1132	1132	1176	1150	931	801	1069	
10:00 AM	1148	1214	1169	1210	1209	1190	1168	1043	1166	
11:00 AM	1210	1051	1237	1254	1282	1207	1167	1141	1192	
12:00 PM	1204	1129	1263	1367	1329	1258	1180	1180	1236	
1:00 PM	1332	988	1384	1341	1245	1258	1156	1213	1237	
2:00 PM	1360	1364	1311	1332	1383	1350	1210	1040	1286	
3:00 PM	1508	1511	1320	1390	1517	1449	1404	1069	1388	
4:00 PM	1409	1286	1470	1211	1159	1307	1343	1195	1296	
5:00 PM	488	263	652	323	339	413	1390	1184	663	
6:00 PM	1377	1229	1300	878	1160	1189	1325	1180	1207	
7:00 PM	1138	1067	1135	1242	1215	1159	1260	1040	1157	
8:00 PM	895	903	921	1002	1021	948	1072	857	953	
9:00 PM	760	820	788	911	984	853	1009	693	852	
10:00 PM	626	658	625	756	1031	730	1031	576	758	
11:00 PM	468	455	471	595	846	567	908	491	605	
Day Total	20353	19557	20278	20153	21181	20420	21689	18624	20389	
% Weekday Average	99.7%	95.8%	99.3%	98.7%	103.7%					
% Week Average	99.8%	95.9%	99.5%	98.8%	103.9%	100.2%	106.4%	91.3%		
AM Peak Volume	8:00 AM 1249	7:00 AM 1244	8:00 AM 1241	8:00 AM 1263	11:00 AM 1282	8:00 AM 1241	10:00 AM 1168	11:00 AM 1141	11:00 AM 1192	
PM Peak Volume	3:00 PM 1508	3:00 PM 1511	4:00 PM 1470	3:00 PM 1390	3:00 PM 1517	3:00 PM 1449	3:00 PM 1404	1:00 PM 1213	3:00 PM 1388	

Comments: N/A

LOCATION: Federal Hwy, 1st link south of SR-84 SPECIFIC LOCATION: 10 ft from CITY/STATE: Fort Lauderdale, FL										QC JOB #: 11348609 DIRECTION: NB DATE: Oct 08 2013 - Oct 13 2013
Start Time	Mon 08-Oct-13	Tue 09-Oct-13	Wed 10-Oct-13	Thu 11-Oct-13	Fri 11-Oct-13	Average Weekday Hourly Traffic	Sat 12-Oct-13	Sun 13-Oct-13	Average Week Hourly Traffic	Average Week Profile
12:00 AM		302	278	314	412	327	681	800	465	
1:00 AM		133	134	144	195	152	420	331	226	
2:00 AM		138	103	120	156	129	229	244	165	
3:00 AM		138	130	129	155	138	219	211	164	
4:00 AM		254	273	242	258	257	258	276	260	
5:00 AM		485	471	493	489	485	415	417	462	
6:00 AM		1004	1083	1004	1023	1029	670	602	898	
7:00 AM		1848	1877	1906	1771	1851	938	634	1496	
8:00 AM		2107	2066	2034	2048	2064	1357	842	1742	
9:00 AM		1831	1806	1766	1755	1790	1459	1101	1620	
10:00 AM		1570	1588	1657	1618	1608	1472	1311	1536	
11:00 AM		1527	1533	1618	1645	1581	1544	1510	1563	
12:00 PM		1618	1708	1763	1782	1718	1741	1578	1698	
1:00 PM		1536	1581	1687	1674	1620	1721	1599	1633	
2:00 PM		1557	1626	1638	1687	1627	1661	1466	1606	
3:00 PM		1535	1479	1606	1758	1595	1582	1322	1547	
4:00 PM		1588	1588	1638	1656	1618	1556	1315	1557	
5:00 PM		1756	1750	1793	1852	1788	1446	1326	1654	
6:00 PM		1710	1855	1917	1844	1832	1558	1417	1717	
7:00 PM		1264	1217	1429	1508	1355	1499	1233	1358	
8:00 PM		941	892	1035	1356	1056	1102	916	1040	
9:00 PM		846	841	916	1051	914	1022	805	914	
10:00 PM		645	724	740	1097	802	911	600	786	
11:00 PM		472	520	620	826	610	735	529	617	
Day Total		26805	27123	28209	29616	27946	26196	22385	26724	
% Weekday Average		95.9%	97.1%	100.9%	106.0%					
% Week Average		100.3%	101.5%	105.6%	110.8%	104.6%	98.0%	83.8%		
AM Peak Volume		8:00 AM 2107	8:00 AM 2066	8:00 AM 2034	8:00 AM 2048	8:00 AM 2064	11:00 AM 1544	11:00 AM 1510	8:00 AM 1742	
PM Peak Volume		5:00 PM 1756	6:00 PM 1855	6:00 PM 1917	5:00 PM 1852	6:00 PM 1832	12:00 PM 1741	1:00 PM 1599	6:00 PM 1717	
<i>Comments:</i> N/A										

LOCATION: Federal Hwy, 1st link south of SR-84 SPECIFIC LOCATION: 10 ft from CITY/STATE: Fort Lauderdale, FL							QC JOB #: 11348609 DIRECTION: NB DATE: Oct 14 2013 - Oct 14 2013			
Start Time	Mon 14-Oct-13	Tue	Wed	Thu	Fri	Average Weekday Hourly Traffic	Sat	Sun	Average Week Hourly Traffic	Average Week Profile
12:00 AM	360					360			360	
1:00 AM	141					141			141	
2:00 AM	122					122			122	
3:00 AM	106					106			106	
4:00 AM	290					290			290	
5:00 AM	532					532			532	
6:00 AM	1014					1014			1014	
7:00 AM	1817					1817			1817	
8:00 AM	2088					2088			2088	
9:00 AM	1676					1676			1676	
10:00 AM	1500					1500			1500	
11:00 AM	1550					1550			1550	
12:00 PM	1651					1651			1651	
1:00 PM	1561					1561			1561	
2:00 PM	1543					1543			1543	
3:00 PM	1582					1582			1582	
4:00 PM	1900					1900			1900	
5:00 PM	1830					1830			1830	
6:00 PM	1624					1624			1624	
7:00 PM	1222					1222			1222	
8:00 PM	870					870			870	
9:00 PM	755					755			755	
10:00 PM	659					659			659	
11:00 PM	492					492			492	
Day Total	26885					26885			26885	
% Weekday Average	96.2%									
% Week Average	100.6%					100.0%				
AM Peak	8:00 AM					8:00 AM			8:00 AM	
Volume	2088					2088			2088	
PM Peak	4:00 PM					4:00 PM			4:00 PM	
Volume	1900					1900			1900	
<i>Comments:</i> N/A										

LOCATION: Federal Hwy, 1st link south of SR-84
SPECIFIC LOCATION: 10 ft from
CITY/STATE: Fort Lauderdale, FL

QC JOB #: 11348609
DIRECTION: NB
DATE: Oct 07 2013 - Oct 11 2013

Start Time	Mon 07-Oct-13	Tue 08-Oct-13	Wed 09-Oct-13	Thu 10-Oct-13	Fri 11-Oct-13	Average Weekday Hourly Traffic			Average Weekday Profile
12:00 AM	360	302	278	314	412	333			
1:00 AM	141	133	134	144	195	149			
2:00 AM	122	138	103	120	156	128			
3:00 AM	106	138	130	129	155	132			
4:00 AM	290	254	273	242	258	263			
5:00 AM	532	485	471	493	489	494			
6:00 AM	1014	1004	1083	1004	1023	1026			
7:00 AM	1817	1848	1877	1906	1771	1844			
8:00 AM	2088	2107	2066	2034	2048	2069			
9:00 AM	1676	1831	1806	1766	1755	1767			
10:00 AM	1500	1570	1588	1657	1618	1587			
11:00 AM	1550	1527	1533	1618	1645	1575			
12:00 PM	1651	1618	1708	1763	1782	1704			
1:00 PM	1561	1536	1581	1687	1674	1608			
2:00 PM	1543	1557	1626	1638	1687	1610			
3:00 PM	1582	1535	1479	1606	1758	1592			
4:00 PM	1900	1588	1588	1638	1656	1674			
5:00 PM	1830	1756	1750	1793	1852	1796			
6:00 PM	1624	1710	1855	1917	1844	1790			
7:00 PM	1222	1264	1217	1429	1508	1328			
8:00 PM	870	941	892	1035	1356	1019			
9:00 PM	755	846	841	916	1051	882			
10:00 PM	659	645	724	740	1097	773			
11:00 PM	492	472	520	620	826	586			
Day Total	26885	26805	27123	28209	29616	27729			
% Weekday Average	97.0%	96.7%	97.8%	101.7%	106.8%				
% Week Average									
AM Peak Volume	8:00 AM 2088	8:00 AM 2107	8:00 AM 2066	8:00 AM 2034	8:00 AM 2048	8:00 AM 2069			
PM Peak Volume	4:00 PM 1900	5:00 PM 1756	6:00 PM 1855	6:00 PM 1917	5:00 PM 1852	5:00 PM 1796			

Comments: N/A

SUMMARY - Tube Count - Volume Data (Weekend)

LOCATION: Federal Hwy, 1st link south of SR-84 SPECIFIC LOCATION: 10 ft from CITY/STATE: Fort Lauderdale, FL				QC JOB #: 11348609 DIRECTION: NB DATE: Oct 12 2013 - Oct 13 2013		
Start Time			Sat 12-Oct-13	Sun 13-Oct-13	Average Weekend Hourly Traffic	Average Weekend Profile
12:00 AM			681	800	741	
1:00 AM			420	331	376	
2:00 AM			229	244	237	
3:00 AM			219	211	215	
4:00 AM			258	276	267	
5:00 AM			415	417	416	
6:00 AM			670	602	636	
7:00 AM			938	634	786	
8:00 AM			1357	842	1100	
9:00 AM			1459	1101	1280	
10:00 AM			1472	1311	1392	
11:00 AM			1544	1510	1527	
12:00 PM			1741	1578	1660	
1:00 PM			1721	1599	1660	
2:00 PM			1661	1466	1564	
3:00 PM			1582	1322	1452	
4:00 PM			1556	1315	1436	
5:00 PM			1446	1326	1386	
6:00 PM			1558	1417	1488	
7:00 PM			1499	1233	1366	
8:00 PM			1102	916	1009	
9:00 PM			1022	805	914	
10:00 PM			911	600	756	
11:00 PM			735	529	632	
Day Total			26196	22385	24296	
% Weekday Average						
% Week Average			107.8%	92.1%		
AM Peak Volume			11:00 AM 1544	11:00 AM 1510	11:00 AM 1527	
PM Peak Volume			12:00 PM 1741	1:00 PM 1599	12:00 PM 1660	
<i>Comments:</i> N/A						

LOCATION: Federal Hwy, 1st link south of SR-84
SPECIFIC LOCATION: 10 ft from
CITY/STATE: Fort Lauderdale, FL

QC JOB #: 11348609
DIRECTION: NB
DATE: Oct 07 2013 - Oct 13 2013

Start Time	Mon 07-Oct-13	Tue 08-Oct-13	Wed 09-Oct-13	Thu 10-Oct-13	Fri 11-Oct-13	Average Weekday Hourly Traffic	Sat 12-Oct-13	Sun 13-Oct-13	Average Week Hourly Traffic	Average Week Profile
12:00 AM	360	302	278	314	412	333	681	800	450	
1:00 AM	141	133	134	144	195	149	420	331	214	
2:00 AM	122	138	103	120	156	128	229	244	159	
3:00 AM	106	138	130	129	155	132	219	211	155	
4:00 AM	290	254	273	242	258	263	258	276	264	
5:00 AM	532	485	471	493	489	494	415	417	472	
6:00 AM	1014	1004	1083	1004	1023	1026	670	602	914	
7:00 AM	1817	1848	1877	1906	1771	1844	938	634	1542	
8:00 AM	2088	2107	2066	2034	2048	2069	1357	842	1792	
9:00 AM	1676	1831	1806	1766	1755	1767	1459	1101	1628	
10:00 AM	1500	1570	1588	1657	1618	1587	1472	1311	1531	
11:00 AM	1550	1527	1533	1618	1645	1575	1544	1510	1561	
12:00 PM	1651	1618	1708	1763	1782	1704	1741	1578	1692	
1:00 PM	1561	1536	1581	1687	1674	1608	1721	1599	1623	
2:00 PM	1543	1557	1626	1638	1687	1610	1661	1466	1597	
3:00 PM	1582	1535	1479	1606	1758	1592	1582	1322	1552	
4:00 PM	1900	1588	1588	1638	1656	1674	1556	1315	1606	
5:00 PM	1830	1756	1750	1793	1852	1796	1446	1326	1679	
6:00 PM	1624	1710	1855	1917	1844	1790	1558	1417	1704	
7:00 PM	1222	1264	1217	1429	1508	1328	1499	1233	1339	
8:00 PM	870	941	892	1035	1356	1019	1102	916	1016	
9:00 PM	755	846	841	916	1051	882	1022	805	891	
10:00 PM	659	645	724	740	1097	773	911	600	768	
11:00 PM	492	472	520	620	826	586	735	529	599	
Day Total	26885	26805	27123	28209	29616	27729	26196	22385	26748	
% Weekday Average	97.0%	96.7%	97.8%	101.7%	106.8%					
% Week Average	100.5%	100.2%	101.4%	105.5%	110.7%	103.7%	97.9%	83.7%		
AM Peak Volume	8:00 AM 2088	8:00 AM 2107	8:00 AM 2066	8:00 AM 2034	8:00 AM 2048	8:00 AM 2069	11:00 AM 1544	11:00 AM 1510	8:00 AM 1792	
PM Peak Volume	4:00 PM 1900	5:00 PM 1756	6:00 PM 1855	6:00 PM 1917	5:00 PM 1852	5:00 PM 1796	12:00 PM 1741	1:00 PM 1599	6:00 PM 1704	

Comments: N/A

LOCATION: Federal Hwy, 1st link south of SR-84 SPECIFIC LOCATION: 10 ft from CITY/STATE: Fort Lauderdale, FL										QC JOB #: 11348609 DIRECTION: SB DATE: Oct 08 2013 - Oct 13 2013
Start Time	Mon 08-Oct-13	Tue 09-Oct-13	Wed 10-Oct-13	Thu 11-Oct-13	Fri 11-Oct-13	Average Weekday Hourly Traffic	Sat 12-Oct-13	Sun 13-Oct-13	Average Week Hourly Traffic	Average Week Profile
12:00 AM		318	406	362	411	374	683	729	485	
1:00 AM		174	271	232	230	227	452	485	307	
2:00 AM		108	181	175	182	162	349	366	227	
3:00 AM		136	215	134	191	169	299	273	208	
4:00 AM		297	325	285	294	300	583	335	353	
5:00 AM		449	487	477	498	478	397	431	457	
6:00 AM		768	808	861	882	830	612	592	754	
7:00 AM		1440	1538	1494	1448	1480	828	833	1264	
8:00 AM		1678	1700	1720	1748	1712	998	891	1456	
9:00 AM		1611	1491	1625	1551	1570	1336	1130	1457	
10:00 AM		1588	1593	1642	1567	1598	1597	1392	1563	
11:00 AM		1576	1548	1721	1683	1632	1738	1618	1647	
12:00 PM		1626	1548	1692	1682	1637	1608	1669	1638	
1:00 PM		1752	1674	1773	1759	1740	1735	1666	1727	
2:00 PM		1710	1727	1890	1824	1788	1657	1570	1730	
3:00 PM		2076	2050	1984	2099	2052	1775	1580	1927	
4:00 PM		2138	2232	2269	2287	2232	1686	1570	2030	
5:00 PM		2442	2527	2263	2333	2391	1699	1544	2135	
6:00 PM		1927	1949	2086	2031	1998	1595	1498	1848	
7:00 PM		1381	1430	1523	1535	1467	1423	1240	1422	
8:00 PM		1024	1079	1221	1200	1131	1157	960	1107	
9:00 PM		953	987	1033	1158	1033	1128	789	1008	
10:00 PM		794	749	904	1231	920	1174	718	928	
11:00 PM		590	634	683	938	711	1056	592	749	
Day Total		28556	29149	30049	30762	29632	27565	24471	28427	
% Weekday Average		96.4%	98.4%	101.4%	103.8%					
% Week Average		100.5%	102.5%	105.7%	108.2%	104.2%	97.0%	86.1%		
AM Peak Volume		8:00 AM 1678	8:00 AM 1700	11:00 AM 1721	8:00 AM 1748	8:00 AM 1712	11:00 AM 1738	11:00 AM 1618	11:00 AM 1647	
PM Peak Volume		5:00 PM 2442	5:00 PM 2527	4:00 PM 2269	5:00 PM 2333	5:00 PM 2391	3:00 PM 1775	12:00 PM 1669	5:00 PM 2135	
<i>Comments:</i> N/A										

LOCATION: Federal Hwy, 1st link south of SR-84 SPECIFIC LOCATION: 10 ft from CITY/STATE: Fort Lauderdale, FL							QC JOB #: 11348609 DIRECTION: SB DATE: Oct 14 2013 - Oct 14 2013			
Start Time	Mon 14-Oct-13	Tue	Wed	Thu	Fri	Average Weekday Hourly Traffic	Sat	Sun	Average Week Hourly Traffic	Average Week Profile
12:00 AM	400					400			400	
1:00 AM	221					221			221	
2:00 AM	159					159			159	
3:00 AM	162					162			162	
4:00 AM	300					300			300	
5:00 AM	489					489			489	
6:00 AM	870					870			870	
7:00 AM	1382					1382			1382	
8:00 AM	1628					1628			1628	
9:00 AM	1489					1489			1489	
10:00 AM	1425					1425			1425	
11:00 AM	1531					1531			1531	
12:00 PM	1616					1616			1616	
1:00 PM	1654					1654			1654	
2:00 PM	1635					1635			1635	
3:00 PM	1914					1914			1914	
4:00 PM	2191					2191			2191	
5:00 PM	2259					2259			2259	
6:00 PM	1856					1856			1856	
7:00 PM	1251					1251			1251	
8:00 PM	992					992			992	
9:00 PM	857					857			857	
10:00 PM	704					704			704	
11:00 PM	565					565			565	
Day Total	27550					27550			27550	
% Weekday Average	93.0%									
% Week Average	96.9%					100.0%				
AM Peak Volume	8:00 AM 1628					8:00 AM 1628			8:00 AM 1628	
PM Peak Volume	5:00 PM 2259					5:00 PM 2259			5:00 PM 2259	
<i>Comments:</i> N/A										

LOCATION: Federal Hwy, 1st link south of SR-84
SPECIFIC LOCATION: 10 ft from
CITY/STATE: Fort Lauderdale, FL

QC JOB #: 11348609
DIRECTION: SB
DATE: Oct 07 2013 - Oct 11 2013

Start Time	Mon 07-Oct-13	Tue 08-Oct-13	Wed 09-Oct-13	Thu 10-Oct-13	Fri 11-Oct-13	Average Weekday Hourly Traffic			Average Weekday Profile
12:00 AM	400	318	406	362	411	379			
1:00 AM	221	174	271	232	230	226			
2:00 AM	159	108	181	175	182	161			
3:00 AM	162	136	215	134	191	168			
4:00 AM	300	297	325	285	294	300			
5:00 AM	489	449	487	477	498	480			
6:00 AM	870	768	808	861	882	838			
7:00 AM	1382	1440	1538	1494	1448	1460			
8:00 AM	1628	1678	1700	1720	1748	1695			
9:00 AM	1489	1611	1491	1625	1551	1553			
10:00 AM	1425	1588	1593	1642	1567	1563			
11:00 AM	1531	1576	1548	1721	1683	1612			
12:00 PM	1616	1626	1548	1692	1682	1633			
1:00 PM	1654	1752	1674	1773	1759	1722			
2:00 PM	1635	1710	1727	1890	1824	1757			
3:00 PM	1914	2076	2050	1984	2099	2025			
4:00 PM	2191	2138	2232	2269	2287	2223			
5:00 PM	2259	2442	2527	2263	2333	2365			
6:00 PM	1856	1927	1949	2086	2031	1970			
7:00 PM	1251	1381	1430	1523	1535	1424			
8:00 PM	992	1024	1079	1221	1200	1103			
9:00 PM	857	953	987	1033	1158	998			
10:00 PM	704	794	749	904	1231	876			
11:00 PM	565	590	634	683	938	682			
Day Total	27550	28556	29149	30049	30762	29213			
% Weekday Average	94.3%	97.8%	99.8%	102.9%	105.3%				
% Week Average									
AM Peak Volume	8:00 AM 1628	8:00 AM 1678	8:00 AM 1700	11:00 AM 1721	8:00 AM 1748	8:00 AM 1695			
PM Peak Volume	5:00 PM 2259	5:00 PM 2442	5:00 PM 2527	4:00 PM 2269	5:00 PM 2333	5:00 PM 2365			

Comments: N/A

SUMMARY - Tube Count - Volume Data (Weekend)

LOCATION: Federal Hwy, 1st link south of SR-84 SPECIFIC LOCATION: 10 ft from CITY/STATE: Fort Lauderdale, FL				QC JOB #: 11348609 DIRECTION: SB DATE: Oct 12 2013 - Oct 13 2013		
Start Time			Sat 12-Oct-13	Sun 13-Oct-13	Average Weekend Hourly Traffic	Average Weekend Profile
12:00 AM			683	729	706	
1:00 AM			452	485	469	
2:00 AM			349	366	358	
3:00 AM			299	273	286	
4:00 AM			583	335	459	
5:00 AM			397	431	414	
6:00 AM			612	592	602	
7:00 AM			828	833	831	
8:00 AM			998	891	945	
9:00 AM			1336	1130	1233	
10:00 AM			1597	1392	1495	
11:00 AM			1738	1618	1678	
12:00 PM			1608	1669	1639	
1:00 PM			1735	1666	1701	
2:00 PM			1657	1570	1614	
3:00 PM			1775	1580	1678	
4:00 PM			1686	1570	1628	
5:00 PM			1699	1544	1622	
6:00 PM			1595	1498	1547	
7:00 PM			1423	1240	1332	
8:00 PM			1157	960	1059	
9:00 PM			1128	789	959	
10:00 PM			1174	718	946	
11:00 PM			1056	592	824	
Day Total			27565	24471	26025	
% Weekday Average						
% Week Average						
AM Peak						
Volume			11:00 AM 1738	11:00 AM 1618	11:00 AM 1678	
PM Peak						
Volume			3:00 PM 1775	12:00 PM 1669	1:00 PM 1701	
<i>Comments:</i> N/A						

LOCATION: Federal Hwy, 1st link south of SR-84 SPECIFIC LOCATION: 10 ft from CITY/STATE: Fort Lauderdale, FL						QC JOB #: 11348609 DIRECTION: SB DATE: Oct 07 2013 - Oct 13 2013				
Start Time	Mon 07-Oct-13	Tue 08-Oct-13	Wed 09-Oct-13	Thu 10-Oct-13	Fri 11-Oct-13	Average Weekday Hourly Traffic	Sat 12-Oct-13	Sun 13-Oct-13	Average Week Hourly Traffic	Average Week Profile
12:00 AM	400	318	406	362	411	379	683	729	473	
1:00 AM	221	174	271	232	230	226	452	485	295	
2:00 AM	159	108	181	175	182	161	349	366	217	
3:00 AM	162	136	215	134	191	168	299	273	201	
4:00 AM	300	297	325	285	294	300	583	335	346	
5:00 AM	489	449	487	477	498	480	397	431	461	
6:00 AM	870	768	808	861	882	838	612	592	770	
7:00 AM	1382	1440	1538	1494	1448	1460	828	833	1280	
8:00 AM	1628	1678	1700	1720	1748	1695	998	891	1480	
9:00 AM	1489	1611	1491	1625	1551	1553	1336	1130	1462	
10:00 AM	1425	1588	1593	1642	1567	1563	1597	1392	1543	
11:00 AM	1531	1576	1548	1721	1683	1612	1738	1618	1631	
12:00 PM	1616	1626	1548	1692	1682	1633	1608	1669	1634	
1:00 PM	1654	1752	1674	1773	1759	1722	1735	1666	1716	
2:00 PM	1635	1710	1727	1890	1824	1757	1657	1570	1716	
3:00 PM	1914	2076	2050	1984	2099	2025	1775	1580	1925	
4:00 PM	2191	2138	2232	2269	2287	2223	1686	1570	2053	
5:00 PM	2259	2442	2527	2263	2333	2365	1699	1544	2152	
6:00 PM	1856	1927	1949	2086	2031	1970	1595	1498	1849	
7:00 PM	1251	1381	1430	1523	1535	1424	1423	1240	1398	
8:00 PM	992	1024	1079	1221	1200	1103	1157	960	1090	
9:00 PM	857	953	987	1033	1158	998	1128	789	986	
10:00 PM	704	794	749	904	1231	876	1174	718	896	
11:00 PM	565	590	634	683	938	682	1056	592	723	
Day Total	27550	28556	29149	30049	30762	29213	27565	24471	28297	
% Weekday Average	94.3%	97.8%	99.8%	102.9%	105.3%					
% Week Average	97.4%	100.9%	103.0%	106.2%	108.7%	103.2%	97.4%	86.5%		
AM Peak Volume	8:00 AM 1628	8:00 AM 1678	8:00 AM 1700	11:00 AM 1721	8:00 AM 1748	8:00 AM 1695	11:00 AM 1738	11:00 AM 1618	11:00 AM 1631	
PM Peak Volume	5:00 PM 2259	5:00 PM 2442	5:00 PM 2527	4:00 PM 2269	5:00 PM 2333	5:00 PM 2365	3:00 PM 1775	12:00 PM 1669	5:00 PM 2152	
<i>Comments:</i> N/A										

LOCATION: Eisenhower Blvd btwn SE 17th St and SE 18th St (north of Convention Center Access) QC JOB #: 11348610										
SPECIFIC LOCATION: 10 ft from DIRECTION: NB										
CITY/STATE: Fort Lauderdale, FL DATE: Oct 08 2013 - Oct 13 2013										
Start Time	Mon 08-Oct-13	Tue 09-Oct-13	Wed 10-Oct-13	Thu 11-Oct-13	Fri 11-Oct-13	Average Weekday Hourly Traffic	Sat 12-Oct-13	Sun 13-Oct-13	Average Week Hourly Traffic	Average Week Profile
12:00 AM		5	10	2	27	11	94	12	25	
1:00 AM		6	4	2	9	5	67	8	16	
2:00 AM		6	5	7	3	5	59	5	14	
3:00 AM		6	3	2	3	4	159	3	29	
4:00 AM		2	2	1	5	3	389	10	68	
5:00 AM		9	11	13	19	13	39	23	19	
6:00 AM		34	25	28	33	30	43	43	34	
7:00 AM		49	56	52	68	56	66	92	64	
8:00 AM		114	82	108	116	105	117	131	111	
9:00 AM		97	110	124	133	116	186	175	138	
10:00 AM		90	101	151	137	120	211	250	157	
11:00 AM		205	188	279	187	215	312	381	259	
12:00 PM		261	233	332	222	262	409	383	307	
1:00 PM		140	140	239	193	178	401	357	245	
2:00 PM		122	150	159	205	159	347	318	217	
3:00 PM		146	139	147	196	157	291	275	199	
4:00 PM		158	201	227	215	200	260	244	218	
5:00 PM		216	204	185	261	217	268	265	233	
6:00 PM		103	116	110	151	120	212	91	131	
7:00 PM		74	68	76	175	98	67	39	83	
8:00 PM		86	91	76	201	114	45	36	89	
9:00 PM		117	96	51	231	124	59	41	99	
10:00 PM		43	40	60	176	80	61	22	67	
11:00 PM		33	19	45	133	58	30	19	47	
Day Total		2122	2094	2476	3099	2450	4192	3223	2869	
% Weekday Average		86.6%	85.5%	101.1%	126.5%					
% Week Average		74.0%	73.0%	86.3%	108.0%	85.4%	146.1%	112.3%		
AM Peak		11:00 AM	11:00 AM	11:00 AM	11:00 AM	11:00 AM	4:00 AM	11:00 AM	11:00 AM	
Volume		205	188	279	187	215	389	381	259	
PM Peak		12:00 PM	12:00 PM	12:00 PM	5:00 PM	12:00 PM	12:00 PM	12:00 PM	12:00 PM	
Volume		261	233	332	261	262	409	383	307	
<i>Comments:</i> N/A										

LOCATION: Eisenhower Blvd btwn SE 17th St and SE 18th St (north of Convention Center Access) SPECIFIC LOCATION: 10 ft from CITY/STATE: Fort Lauderdale, FL							QC JOB #: 11348610 DIRECTION: NB DATE: Oct 14 2013 - Oct 14 2013			
Start Time	Mon 14-Oct-13	Tue	Wed	Thu	Fri	Average Weekday Hourly Traffic	Sat	Sun	Average Week Hourly Traffic	Average Week Profile
12:00 AM	6					6			6	
1:00 AM	7					7			7	
2:00 AM	4					4			4	
3:00 AM	7					7			7	
4:00 AM	7					7			7	
5:00 AM	2					2			2	
6:00 AM	42					42			42	
7:00 AM	38					38			38	
8:00 AM	92					92			92	
9:00 AM	89					89			89	
10:00 AM	107					107			107	
11:00 AM	198					198			198	
12:00 PM	229					229			229	
1:00 PM	120					120			120	
2:00 PM	118					118			118	
3:00 PM	150					150			150	
4:00 PM	189					189			189	
5:00 PM	174					174			174	
6:00 PM	85					85			85	
7:00 PM	66					66			66	
8:00 PM	81					81			81	
9:00 PM	50					50			50	
10:00 PM	47					47			47	
11:00 PM	18					18			18	
Day Total	1926					1926			1926	
% Weekday Average	78.6%									
% Week Average	67.1%					100.0%				
AM Peak	11:00 AM					11:00 AM			11:00 AM	
Volume	198					198			198	
PM Peak	12:00 PM					12:00 PM			12:00 PM	
Volume	229					229			229	
Comments: N/A										

SUMMARY - Tube Count - Volume Data (Weekday)

LOCATION: Eisenhower Blvd btwn SE 17th St and SE 18th St (north of Convention Center Access) SPECIFIC LOCATION: 10 ft from CITY/STATE: Fort Lauderdale, FL						QC JOB #: 11348610 DIRECTION: NB DATE: Oct 07 2013 - Oct 11 2013		
Start Time	Mon 07-Oct-13	Tue 08-Oct-13	Wed 09-Oct-13	Thu 10-Oct-13	Fri 11-Oct-13	Average Weekday Hourly Traffic	Average Weekday Profile	
12:00 AM	6	5	10	2	27	10		
1:00 AM	7	6	4	2	9	6		
2:00 AM	4	6	5	7	3	5		
3:00 AM	7	6	3	2	3	4		
4:00 AM	7	2	2	1	5	3		
5:00 AM	2	9	11	13	19	11		
6:00 AM	42	34	25	28	33	32		
7:00 AM	38	49	56	52	68	53		
8:00 AM	92	114	82	108	116	102		
9:00 AM	89	97	110	124	133	111		
10:00 AM	107	90	101	151	137	117		
11:00 AM	198	205	188	279	187	211		
12:00 PM	229	261	233	332	222	255		
1:00 PM	120	140	140	239	193	166		
2:00 PM	118	122	150	159	205	151		
3:00 PM	150	146	139	147	196	156		
4:00 PM	189	158	201	227	215	198		
5:00 PM	174	216	204	185	261	208		
6:00 PM	85	103	116	110	151	113		
7:00 PM	66	74	68	76	175	92		
8:00 PM	81	86	91	76	201	107		
9:00 PM	50	117	96	51	231	109		
10:00 PM	47	43	40	60	176	73		
11:00 PM	18	33	19	45	133	50		
Day Total	1926	2122	2094	2476	3099	2343		
% Weekday Average	82.2%	90.6%	89.4%	105.7%	132.3%			
% Week Average								
AM Peak Volume	11:00 AM 198	11:00 AM 205	11:00 AM 188	11:00 AM 279	11:00 AM 187	11:00 AM 211		
PM Peak Volume	12:00 PM 229	12:00 PM 261	12:00 PM 233	12:00 PM 332	5:00 PM 261	12:00 PM 255		
<i>Comments:</i> N/A								

SUMMARY - Tube Count - Volume Data (Weekend)

LOCATION: Eisenhower Blvd btwn SE 17th St and SE 18th St (north of Convention Center Access) SPECIFIC LOCATION: 10 ft from CITY/STATE: Fort Lauderdale, FL				QC JOB #: 11348610 DIRECTION: NB DATE: Oct 12 2013 - Oct 13 2013		
Start Time			Sat 12-Oct-13	Sun 13-Oct-13	Average Weekend Hourly Traffic	Average Weekend Profile
12:00 AM			94	12	53	
1:00 AM			67	8	38	
2:00 AM			59	5	32	
3:00 AM			159	3	81	
4:00 AM			389	10	200	
5:00 AM			39	23	31	
6:00 AM			43	43	43	
7:00 AM			66	92	79	
8:00 AM			117	131	124	
9:00 AM			186	175	181	
10:00 AM			211	250	231	
11:00 AM			312	381	347	
12:00 PM			409	383	396	
1:00 PM			401	357	379	
2:00 PM			347	318	333	
3:00 PM			291	275	283	
4:00 PM			260	244	252	
5:00 PM			268	265	267	
6:00 PM			212	91	152	
7:00 PM			67	39	53	
8:00 PM			45	36	41	
9:00 PM			59	41	50	
10:00 PM			61	22	42	
11:00 PM			30	19	25	
Day Total			4192	3223	3713	
% Weekday Average						
% Week Average			112.9%	86.8%		
AM Peak			4:00 AM	11:00 AM	11:00 AM	
Volume			389	381	347	
PM Peak			12:00 PM	12:00 PM	12:00 PM	
Volume			409	383	396	
<i>Comments:</i> N/A						

LOCATION: Eisenhower Blvd btwn SE 17th St and SE 18th St (north of Convention Center Access) QC JOB #: 11348610										
SPECIFIC LOCATION: 10 ft from DIRECTION: NB										
CITY/STATE: Fort Lauderdale, FL DATE: Oct 07 2013 - Oct 13 2013										
Start Time	Mon 07-Oct-13	Tue 08-Oct-13	Wed 09-Oct-13	Thu 10-Oct-13	Fri 11-Oct-13	Average Weekday Hourly Traffic	Sat 12-Oct-13	Sun 13-Oct-13	Average Week Hourly Traffic	Average Week Profile
12:00 AM	6	5	10	2	27	10	94	12	22	
1:00 AM	7	6	4	2	9	6	67	8	15	
2:00 AM	4	6	5	7	3	5	59	5	13	
3:00 AM	7	6	3	2	3	4	159	3	26	
4:00 AM	7	2	2	1	5	3	389	10	59	
5:00 AM	2	9	11	13	19	11	39	23	17	
6:00 AM	42	34	25	28	33	32	43	43	35	
7:00 AM	38	49	56	52	68	53	66	92	60	
8:00 AM	92	114	82	108	116	102	117	131	109	
9:00 AM	89	97	110	124	133	111	186	175	131	
10:00 AM	107	90	101	151	137	117	211	250	150	
11:00 AM	198	205	188	279	187	211	312	381	250	
12:00 PM	229	261	233	332	222	255	409	383	296	
1:00 PM	120	140	140	239	193	166	401	357	227	
2:00 PM	118	122	150	159	205	151	347	318	203	
3:00 PM	150	146	139	147	196	156	291	275	192	
4:00 PM	189	158	201	227	215	198	260	244	213	
5:00 PM	174	216	204	185	261	208	268	265	225	
6:00 PM	85	103	116	110	151	113	212	91	124	
7:00 PM	66	74	68	76	175	92	67	39	81	
8:00 PM	81	86	91	76	201	107	45	36	88	
9:00 PM	50	117	96	51	231	109	59	41	92	
10:00 PM	47	43	40	60	176	73	61	22	64	
11:00 PM	18	33	19	45	133	50	30	19	42	
Day Total	1926	2122	2094	2476	3099	2343	4192	3223	2734	
% Weekday Average	82.2%	90.6%	89.4%	105.7%	132.3%					
% Week Average	70.4%	77.6%	76.6%	90.6%	113.4%	85.7%	153.3%	117.9%		
AM Peak Volume	11:00 AM 198	11:00 AM 205	11:00 AM 188	11:00 AM 279	11:00 AM 187	11:00 AM 211	4:00 AM 389	11:00 AM 381	11:00 AM 250	
PM Peak Volume	12:00 PM 229	12:00 PM 261	12:00 PM 233	12:00 PM 332	5:00 PM 261	12:00 PM 255	12:00 PM 409	12:00 PM 383	12:00 PM 296	
<i>Comments:</i> N/A										

LOCATION: Eisenhower Blvd btwn SE 17th St and SE 18th St (north of Convention Center Access) QC JOB #: 11348610										
SPECIFIC LOCATION: 10 ft from DIRECTION: SB										
CITY/STATE: Fort Lauderdale, FL DATE: Oct 08 2013 - Oct 13 2013										
Start Time	Mon 08-Oct-13	Tue 09-Oct-13	Wed 09-Oct-13	Thu 10-Oct-13	Fri 11-Oct-13	Average Weekday Hourly Traffic	Sat 12-Oct-13	Sun 13-Oct-13	Average Week Hourly Traffic	Average Week Profile
12:00 AM		5	4	2	14	6	189	7	37	
1:00 AM		3	1	2	9	4	139	2	26	
2:00 AM		2	1	2	1	2	52	4	10	
3:00 AM		4	1	1	0	2	22	2	5	
4:00 AM		3	4	6	6	5	17	15	9	
5:00 AM		21	22	22	32	24	56	76	38	
6:00 AM		47	50	97	54	62	46	108	67	
7:00 AM		89	85	108	106	97	218	113	120	
8:00 AM		153	106	139	115	128	350	175	173	
9:00 AM		100	110	122	118	113	355	246	175	
10:00 AM		70	79	115	117	95	309	273	161	
11:00 AM		100	95	180	119	124	314	359	195	
12:00 PM		158	174	238	234	201	313	375	249	
1:00 PM		118	140	196	252	177	249	301	209	
2:00 PM		88	86	115	175	116	240	248	159	
3:00 PM		56	85	84	124	87	168	146	111	
4:00 PM		75	71	74	168	97	113	95	99	
5:00 PM		74	92	83	182	108	81	66	96	
6:00 PM		69	50	60	161	85	67	33	73	
7:00 PM		40	48	40	104	58	52	31	53	
8:00 PM		27	26	19	68	35	32	20	32	
9:00 PM		21	11	17	57	27	13	23	24	
10:00 PM		12	9	30	71	31	24	13	27	
11:00 PM		6	8	27	109	38	14	12	29	
Day Total		1341	1358	1779	2396	1722	3433	2743	2177	
% Weekday Average		77.9%	78.9%	103.3%	139.1%					
% Week Average		61.6%	62.4%	81.7%	110.1%	79.1%	157.7%	126.0%		
AM Peak		8:00 AM	9:00 AM	11:00 AM	11:00 AM	8:00 AM	9:00 AM	11:00 AM	11:00 AM	
Volume		153	110	180	119	128	355	359	195	
PM Peak		12:00 PM	12:00 PM	12:00 PM	1:00 PM	12:00 PM	12:00 PM	12:00 PM	12:00 PM	
Volume		158	174	238	252	201	313	375	249	
<i>Comments:</i> N/A										

LOCATION: Eisenhower Blvd btwn SE 17th St and SE 18th St (north of Convention Center Access) SPECIFIC LOCATION: 10 ft from CITY/STATE: Fort Lauderdale, FL							QC JOB #: 11348610 DIRECTION: SB DATE: Oct 14 2013 - Oct 14 2013			
Start Time	Mon 14-Oct-13	Tue	Wed	Thu	Fri	Average Weekday Hourly Traffic	Sat	Sun	Average Week Hourly Traffic	Average Week Profile
12:00 AM	3					3			3	
1:00 AM	1					1			1	
2:00 AM	3					3			3	
3:00 AM	4					4			4	
4:00 AM	7					7			7	
5:00 AM	22					22			22	
6:00 AM	51					51			51	
7:00 AM	97					97			97	
8:00 AM	100					100			100	
9:00 AM	94					94			94	
10:00 AM	77					77			77	
11:00 AM	100					100			100	
12:00 PM	162					162			162	
1:00 PM	139					139			139	
2:00 PM	76					76			76	
3:00 PM	66					66			66	
4:00 PM	72					72			72	
5:00 PM	80					80			80	
6:00 PM	51					51			51	
7:00 PM	32					32			32	
8:00 PM	20					20			20	
9:00 PM	21					21			21	
10:00 PM	13					13			13	
11:00 PM	5					5			5	
Day Total	1296					1296			1296	
% Weekday Average	75.3%									
% Week Average	59.5%					100.0%				
AM Peak	8:00 AM					8:00 AM			8:00 AM	
Volume	100					100			100	
PM Peak	12:00 PM					12:00 PM			12:00 PM	
Volume	162					162			162	
<i>Comments:</i> N/A										

LOCATION: Eisenhower Blvd btwn SE 17th St and SE 18th St (north of Convention Center Access)						QC JOB #: 11348610	
SPECIFIC LOCATION: 10 ft from						DIRECTION: SB	
CITY/STATE: Fort Lauderdale, FL						DATE: Oct 07 2013 - Oct 11 2013	
Start Time	Mon 07-Oct-13	Tue 08-Oct-13	Wed 09-Oct-13	Thu 10-Oct-13	Fri 11-Oct-13	Average Weekday Hourly Traffic	Average Weekday Profile
12:00 AM	3	5	4	2	14	6	
1:00 AM	1	3	1	2	9	3	
2:00 AM	3	2	1	2	1	2	
3:00 AM	4	4	1	1	0	2	
4:00 AM	7	3	4	6	6	5	
5:00 AM	22	21	22	22	32	24	
6:00 AM	51	47	50	97	54	60	
7:00 AM	97	89	85	108	106	97	
8:00 AM	100	153	106	139	115	123	
9:00 AM	94	100	110	122	118	109	
10:00 AM	77	70	79	115	117	92	
11:00 AM	100	100	95	180	119	119	
12:00 PM	162	158	174	238	234	193	
1:00 PM	139	118	140	196	252	169	
2:00 PM	76	88	86	115	175	108	
3:00 PM	66	56	85	84	124	83	
4:00 PM	72	75	71	74	168	92	
5:00 PM	80	74	92	83	182	102	
6:00 PM	51	69	50	60	161	78	
7:00 PM	32	40	48	40	104	53	
8:00 PM	20	27	26	19	68	32	
9:00 PM	21	21	11	17	57	25	
10:00 PM	13	12	9	30	71	27	
11:00 PM	5	6	8	27	109	31	
Day Total	1296	1341	1358	1779	2396	1635	
% Weekday Average	79.3%	82.0%	83.1%	108.8%	146.5%		
% Week Average							
AM Peak Volume	8:00 AM 100	8:00 AM 153	9:00 AM 110	11:00 AM 180	11:00 AM 119	8:00 AM 123	
PM Peak Volume	12:00 PM 162	12:00 PM 158	12:00 PM 174	12:00 PM 238	1:00 PM 252	12:00 PM 193	
<i>Comments:</i> N/A							

SUMMARY - Tube Count - Volume Data (Weekend)

LOCATION: Eisenhower Blvd btwn SE 17th St and SE 18th St (north of Convention Center Access) SPECIFIC LOCATION: 10 ft from CITY/STATE: Fort Lauderdale, FL				QC JOB #: 11348610 DIRECTION: SB DATE: Oct 12 2013 - Oct 13 2013		
Start Time			Sat 12-Oct-13	Sun 13-Oct-13	Average Weekend Hourly Traffic	Average Weekend Profile
12:00 AM			189	7	98	
1:00 AM			139	2	71	
2:00 AM			52	4	28	
3:00 AM			22	2	12	
4:00 AM			17	15	16	
5:00 AM			56	76	66	
6:00 AM			46	108	77	
7:00 AM			218	113	166	
8:00 AM			350	175	263	
9:00 AM			355	246	301	
10:00 AM			309	273	291	
11:00 AM			314	359	337	
12:00 PM			313	375	344	
1:00 PM			249	301	275	
2:00 PM			240	248	244	
3:00 PM			168	146	157	
4:00 PM			113	95	104	
5:00 PM			81	66	74	
6:00 PM			67	33	50	
7:00 PM			52	31	42	
8:00 PM			32	20	26	
9:00 PM			13	23	18	
10:00 PM			24	13	19	
11:00 PM			14	12	13	
Day Total			3433	2743	3092	
% Weekday Average						
% Week Average			111.0%	88.7%		
AM Peak Volume			9:00 AM 355	11:00 AM 359	11:00 AM 337	
PM Peak Volume			12:00 PM 313	12:00 PM 375	12:00 PM 344	
<i>Comments:</i> N/A						

SUMMARY - Tube Count - Volume Data (Week)

LOCATION: Eisenhower Blvd btwn SE 17th St and SE 18th St (north of Convention Center Access) **QC JOB #:** 11348610
SPECIFIC LOCATION: 10 ft from **DIRECTION:** SB
CITY/STATE: Fort Lauderdale, FL **DATE:** Oct 07 2013 - Oct 13 2013

Start Time	Mon 07-Oct-13	Tue 08-Oct-13	Wed 09-Oct-13	Thu 10-Oct-13	Fri 11-Oct-13	Average Weekday Hourly Traffic	Sat 12-Oct-13	Sun 13-Oct-13	Average Week Hourly Traffic	Average Week Profile
12:00 AM	3	5	4	2	14	6	189	7	32	
1:00 AM	1	3	1	2	9	3	139	2	22	
2:00 AM	3	2	1	2	1	2	52	4	9	
3:00 AM	4	4	1	1	0	2	22	2	5	
4:00 AM	7	3	4	6	6	5	17	15	8	
5:00 AM	22	21	22	22	32	24	56	76	36	
6:00 AM	51	47	50	97	54	60	46	108	65	
7:00 AM	97	89	85	108	106	97	218	113	117	
8:00 AM	100	153	106	139	115	123	350	175	163	
9:00 AM	94	100	110	122	118	109	355	246	164	
10:00 AM	77	70	79	115	117	92	309	273	149	
11:00 AM	100	100	95	180	119	119	314	359	181	
12:00 PM	162	158	174	238	234	193	313	375	236	
1:00 PM	139	118	140	196	252	169	249	301	199	
2:00 PM	76	88	86	115	175	108	240	248	147	
3:00 PM	66	56	85	84	124	83	168	146	104	
4:00 PM	72	75	71	74	168	92	113	95	95	
5:00 PM	80	74	92	83	182	102	81	66	94	
6:00 PM	51	69	50	60	161	78	67	33	70	
7:00 PM	32	40	48	40	104	53	52	31	50	
8:00 PM	20	27	26	19	68	32	32	20	30	
9:00 PM	21	21	11	17	57	25	13	23	23	
10:00 PM	13	12	9	30	71	27	24	13	25	
11:00 PM	5	6	8	27	109	31	14	12	26	
Day Total	1296	1341	1358	1779	2396	1635	3433	2743	2050	
% Weekday Average	79.3%	82.0%	83.1%	108.8%	146.5%					
% Week Average	63.2%	65.4%	66.2%	86.8%	116.9%	79.8%	167.5%	133.8%		
AM Peak Volume	8:00 AM 100	8:00 AM 153	9:00 AM 110	11:00 AM 180	11:00 AM 119	8:00 AM 123	9:00 AM 355	11:00 AM 359	11:00 AM 181	
PM Peak Volume	12:00 PM 162	12:00 PM 158	12:00 PM 174	12:00 PM 238	1:00 PM 252	12:00 PM 193	12:00 PM 313	12:00 PM 375	12:00 PM 236	

Comments: N/A

LOCATION: Eisenhower Blvd btwn SE 18th St and SE 20th Street (main Convention Center access) QC JOB #: 11348611										
SPECIFIC LOCATION: 10 ft from DIRECTION: NB										
CITY/STATE: Fort Lauderdale, FL DATE: Oct 08 2013 - Oct 13 2013										
Start Time	Mon 08-Oct-13	Tue 09-Oct-13	Wed 09-Oct-13	Thu 10-Oct-13	Fri 11-Oct-13	Average Weekday Hourly Traffic	Sat 12-Oct-13	Sun 13-Oct-13	Average Week Hourly Traffic	Average Week Profile
12:00 AM		0	0	0	2	1	162	0	27	
1:00 AM		0	0	2	2	1	143	0	25	
2:00 AM		0	0	1	0	0	49	1	9	
3:00 AM		0	0	0	0	0	19	2	4	
4:00 AM		2	3	3	4	3	12	5	5	
5:00 AM		14	18	15	24	18	61	79	35	
6:00 AM		31	37	92	46	52	43	117	61	
7:00 AM		74	67	91	85	79	176	105	100	
8:00 AM		96	76	112	58	86	323	141	134	
9:00 AM		52	52	76	74	64	314	211	130	
10:00 AM		34	58	115	90	74	296	261	142	
11:00 AM		72	69	150	95	97	302	347	173	
12:00 PM		109	138	233	212	173	324	385	234	
1:00 PM		106	124	166	226	156	239	290	192	
2:00 PM		51	51	76	145	81	228	232	131	
3:00 PM		39	45	61	95	60	159	132	89	
4:00 PM		33	34	37	125	57	88	63	63	
5:00 PM		28	37	42	143	63	59	39	58	
6:00 PM		35	32	30	148	61	38	21	51	
7:00 PM		14	13	17	76	30	31	17	28	
8:00 PM		6	7	3	37	13	14	5	12	
9:00 PM		2	4	1	36	11	3	7	9	
10:00 PM		1	1	2	41	11	2	3	8	
11:00 PM		1	1	11	87	25	1	2	17	
Day Total		800	867	1336	1851	1216	3086	2465	1737	
% Weekday Average		65.8%	71.3%	109.9%	152.2%					
% Week Average		46.1%	49.9%	76.9%	106.6%	70.0%	177.7%	141.9%		
AM Peak		8:00 AM	8:00 AM	11:00 AM	11:00 AM	11:00 AM	8:00 AM	11:00 AM	11:00 AM	
Volume		96	76	150	95	97	323	347	173	
PM Peak		12:00 PM	12:00 PM	12:00 PM	1:00 PM	12:00 PM	12:00 PM	12:00 PM	12:00 PM	
Volume		109	138	233	226	173	324	385	234	
<i>Comments:</i> N/A										

LOCATION: Eisenhower Blvd btwn SE 18th St and SE 20th Street (main Convention Center access) SPECIFIC LOCATION: 10 ft from CITY/STATE: Fort Lauderdale, FL							QC JOB #: 11348611 DIRECTION: NB DATE: Oct 14 2013 - Oct 14 2013			
Start Time	Mon 14-Oct-13	Tue	Wed	Thu	Fri	Average Weekday Hourly Traffic	Sat	Sun	Average Week Hourly Traffic	Average Week Profile
12:00 AM	0					0			0	
1:00 AM	0					0			0	
2:00 AM	0					0			0	
3:00 AM	1					1			1	
4:00 AM	2					2			2	
5:00 AM	16					16			16	
6:00 AM	41					41			41	
7:00 AM	88					88			88	
8:00 AM	66					66			66	
9:00 AM	42					42			42	
10:00 AM	45					45			45	
11:00 AM	54					54			54	
12:00 PM	124					124			124	
1:00 PM	109					109			109	
2:00 PM	45					45			45	
3:00 PM	44					44			44	
4:00 PM	36					36			36	
5:00 PM	33					33			33	
6:00 PM	22					22			22	
7:00 PM	11					11			11	
8:00 PM	6					6			6	
9:00 PM	4					4			4	
10:00 PM	0					0			0	
11:00 PM	0					0			0	
Day Total	789					789			789	
% Weekday Average	64.9%									
% Week Average	45.4%					100.0%				
AM Peak Volume	7:00 AM 88					7:00 AM 88			7:00 AM 88	
PM Peak Volume	12:00 PM 124					12:00 PM 124			12:00 PM 124	
<i>Comments:</i> N/A										

SUMMARY - Tube Count - Volume Data (Weekday)

LOCATION: Eisenhower Blvd btwn SE 18th St and SE 20th Street (main Convention Center access) SPECIFIC LOCATION: 10 ft from CITY/STATE: Fort Lauderdale, FL						QC JOB #: 11348611 DIRECTION: NB DATE: Oct 07 2013 - Oct 11 2013		
Start Time	Mon 07-Oct-13	Tue 08-Oct-13	Wed 09-Oct-13	Thu 10-Oct-13	Fri 11-Oct-13	Average Weekday Hourly Traffic	Average Weekday Profile	
12:00 AM	0	0	0	0	2	0		
1:00 AM	0	0	0	2	2	1		
2:00 AM	0	0	0	1	0	0		
3:00 AM	1	0	0	0	0	0		
4:00 AM	2	2	3	3	4	3		
5:00 AM	16	14	18	15	24	17		
6:00 AM	41	31	37	92	46	49		
7:00 AM	88	74	67	91	85	81		
8:00 AM	66	96	76	112	58	82		
9:00 AM	42	52	52	76	74	59		
10:00 AM	45	34	58	115	90	68		
11:00 AM	54	72	69	150	95	88		
12:00 PM	124	109	138	233	212	163		
1:00 PM	109	106	124	166	226	146		
2:00 PM	45	51	51	76	145	74		
3:00 PM	44	39	45	61	95	57		
4:00 PM	36	33	34	37	125	53		
5:00 PM	33	28	37	42	143	57		
6:00 PM	22	35	32	30	148	53		
7:00 PM	11	14	13	17	76	26		
8:00 PM	6	6	7	3	37	12		
9:00 PM	4	2	4	1	36	9		
10:00 PM	0	1	1	2	41	9		
11:00 PM	0	1	1	11	87	20		
Day Total	789	800	867	1336	1851	1127		
% Weekday Average	70.0%	71.0%	76.9%	118.5%	164.2%			
% Week Average								
AM Peak Volume	7:00 AM 88	8:00 AM 96	8:00 AM 76	11:00 AM 150	11:00 AM 95	11:00 AM 88		
PM Peak Volume	12:00 PM 124	12:00 PM 109	12:00 PM 138	12:00 PM 233	1:00 PM 226	12:00 PM 163		
<i>Comments:</i> N/A								

SUMMARY - Tube Count - Volume Data (Weekend)

LOCATION: Eisenhower Blvd btwn SE 18th St and SE 20th Street (main Convention Center access) SPECIFIC LOCATION: 10 ft from CITY/STATE: Fort Lauderdale, FL				QC JOB #: 11348611 DIRECTION: NB DATE: Oct 12 2013 - Oct 13 2013		
Start Time			Sat 12-Oct-13	Sun 13-Oct-13	Average Weekend Hourly Traffic	Average Weekend Profile
12:00 AM			162	0	81	
1:00 AM			143	0	72	
2:00 AM			49	1	25	
3:00 AM			19	2	11	
4:00 AM			12	5	9	
5:00 AM			61	79	70	
6:00 AM			43	117	80	
7:00 AM			176	105	141	
8:00 AM			323	141	232	
9:00 AM			314	211	263	
10:00 AM			296	261	279	
11:00 AM			302	347	325	
12:00 PM			324	385	355	
1:00 PM			239	290	265	
2:00 PM			228	232	230	
3:00 PM			159	132	146	
4:00 PM			88	63	76	
5:00 PM			59	39	49	
6:00 PM			38	21	30	
7:00 PM			31	17	24	
8:00 PM			14	5	10	
9:00 PM			3	7	5	
10:00 PM			2	3	3	
11:00 PM			1	2	2	
Day Total			3086	2465	2783	
% Weekday Average						
% Week Average			110.9%	88.6%		
AM Peak			8:00 AM	11:00 AM	11:00 AM	
Volume			323	347	325	
PM Peak			12:00 PM	12:00 PM	12:00 PM	
Volume			324	385	355	
Comments: N/A						

SUMMARY - Tube Count - Volume Data (Week)

LOCATION: Eisenhower Blvd btwn SE 18th St and SE 20th Street (main Convention Center access)
SPECIFIC LOCATION: 10 ft from
CITY/STATE: Fort Lauderdale, FL

QC JOB #: 11348611
DIRECTION: NB
DATE: Oct 07 2013 - Oct 13 2013

Start Time	Mon 07-Oct-13	Tue 08-Oct-13	Wed 09-Oct-13	Thu 10-Oct-13	Fri 11-Oct-13	Average Weekday Hourly Traffic	Sat 12-Oct-13	Sun 13-Oct-13	Average Week Hourly Traffic	Average Week Profile
12:00 AM	0	0	0	0	2	0	162	0	23	
1:00 AM	0	0	0	2	2	1	143	0	21	
2:00 AM	0	0	0	1	0	0	49	1	7	
3:00 AM	1	0	0	0	0	0	19	2	3	
4:00 AM	2	2	3	3	4	3	12	5	4	
5:00 AM	16	14	18	15	24	17	61	79	32	
6:00 AM	41	31	37	92	46	49	43	117	58	
7:00 AM	88	74	67	91	85	81	176	105	98	
8:00 AM	66	96	76	112	58	82	323	141	125	
9:00 AM	42	52	52	76	74	59	314	211	117	
10:00 AM	45	34	58	115	90	68	296	261	128	
11:00 AM	54	72	69	150	95	88	302	347	156	
12:00 PM	124	109	138	233	212	163	324	385	218	
1:00 PM	109	106	124	166	226	146	239	290	180	
2:00 PM	45	51	51	76	145	74	228	232	118	
3:00 PM	44	39	45	61	95	57	159	132	82	
4:00 PM	36	33	34	37	125	53	88	63	59	
5:00 PM	33	28	37	42	143	57	59	39	54	
6:00 PM	22	35	32	30	148	53	38	21	47	
7:00 PM	11	14	13	17	76	26	31	17	26	
8:00 PM	6	6	7	3	37	12	14	5	11	
9:00 PM	4	2	4	1	36	9	3	7	8	
10:00 PM	0	1	1	2	41	9	2	3	7	
11:00 PM	0	1	1	11	87	20	1	2	15	
Day Total	789	800	867	1336	1851	1127	3086	2465	1597	
% Weekday Average	70.0%	71.0%	76.9%	118.5%	164.2%					
% Week Average	49.4%	50.1%	54.3%	83.7%	115.9%	70.6%	193.2%	154.4%		
AM Peak Volume	7:00 AM 88	8:00 AM 96	8:00 AM 76	11:00 AM 150	11:00 AM 95	11:00 AM 88	8:00 AM 323	11:00 AM 347	11:00 AM 156	
PM Peak Volume	12:00 PM 124	12:00 PM 109	12:00 PM 138	12:00 PM 233	1:00 PM 226	12:00 PM 163	12:00 PM 324	12:00 PM 385	12:00 PM 218	

Comments: N/A

LOCATION: Eisenhower Blvd btwn SE 18th St and SE 20th Street (main Convention Center access) QC JOB #: 11348611										
SPECIFIC LOCATION: 10 ft from DIRECTION: SB										
CITY/STATE: Fort Lauderdale, FL DATE: Oct 08 2013 - Oct 13 2013										
Start Time	Mon 08-Oct-13	Tue 09-Oct-13	Wed 10-Oct-13	Thu 11-Oct-13	Fri 11-Oct-13	Average Weekday Hourly Traffic	Sat 12-Oct-13	Sun 13-Oct-13	Average Week Hourly Traffic	Average Week Profile
12:00 AM		0	1	0	3	1	64	1	12	
1:00 AM		1	0	0	2	1	53	0	9	
2:00 AM		0	0	2	0	1	47	1	8	
3:00 AM		0	0	0	0	0	116	2	20	
4:00 AM		0	0	0	3	1	432	2	73	
5:00 AM		5	7	5	11	7	26	13	11	
6:00 AM		14	9	14	27	16	41	43	25	
7:00 AM		28	26	38	41	33	42	68	41	
8:00 AM		45	40	61	53	50	79	106	64	
9:00 AM		31	37	64	57	47	114	133	73	
10:00 AM		40	57	106	83	72	161	214	110	
11:00 AM		90	105	181	122	125	259	325	180	
12:00 PM		128	132	267	161	172	431	357	246	
1:00 PM		58	64	143	110	94	333	341	175	
2:00 PM		55	65	93	122	84	317	295	158	
3:00 PM		62	47	58	106	68	254	252	130	
4:00 PM		52	65	104	120	85	201	175	120	
5:00 PM		63	79	64	144	88	243	243	139	
6:00 PM		31	42	39	103	54	167	74	76	
7:00 PM		21	25	24	126	49	30	10	39	
8:00 PM		6	7	7	149	42	18	16	34	
9:00 PM		5	3	0	191	50	33	5	40	
10:00 PM		1	1	3	131	34	30	4	28	
11:00 PM		1	1	9	89	25	6	2	18	
Day Total		737	813	1282	1954	1199	3497	2682	1829	
% Weekday Average		61.5%	67.8%	106.9%	163.0%					
% Week Average		40.3%	44.5%	70.1%	106.8%	65.6%	191.2%	146.6%		
AM Peak		11:00 AM	11:00 AM	11:00 AM	11:00 AM	11:00 AM	4:00 AM	11:00 AM	11:00 AM	
Volume		90	105	181	122	125	432	325	180	
PM Peak		12:00 PM	12:00 PM	12:00 PM	9:00 PM	12:00 PM	12:00 PM	12:00 PM	12:00 PM	
Volume		128	132	267	191	172	431	357	246	
<i>Comments:</i> N/A										

LOCATION: Eisenhower Blvd btwn SE 18th St and SE 20th Street (main Convention Center access) SPECIFIC LOCATION: 10 ft from CITY/STATE: Fort Lauderdale, FL							QC JOB #: 11348611 DIRECTION: SB DATE: Oct 14 2013 - Oct 14 2013			
Start Time	Mon 14-Oct-13	Tue	Wed	Thu	Fri	Average Weekday Hourly Traffic	Sat	Sun	Average Week Hourly Traffic	Average Week Profile
12:00 AM	0					0			0	
1:00 AM	0					0			0	
2:00 AM	1					1			1	
3:00 AM	1					1			1	
4:00 AM	0					0			0	
5:00 AM	3					3			3	
6:00 AM	25					25			25	
7:00 AM	25					25			25	
8:00 AM	40					40			40	
9:00 AM	30					30			30	
10:00 AM	48					48			48	
11:00 AM	70					70			70	
12:00 PM	131					131			131	
1:00 PM	61					61			61	
2:00 PM	56					56			56	
3:00 PM	41					41			41	
4:00 PM	53					53			53	
5:00 PM	52					52			52	
6:00 PM	32					32			32	
7:00 PM	10					10			10	
8:00 PM	6					6			6	
9:00 PM	2					2			2	
10:00 PM	0					0			0	
11:00 PM	0					0			0	
Day Total	687					687			687	
% Weekday Average	57.3%									
% Week Average	37.6%					100.0%				
AM Peak	11:00 AM					11:00 AM			11:00 AM	
Volume	70					70			70	
PM Peak	12:00 PM					12:00 PM			12:00 PM	
Volume	131					131			131	
<i>Comments:</i> N/A										

LOCATION: Eisenhower Blvd btwn SE 18th St and SE 20th Street (main Convention Center access)
SPECIFIC LOCATION: 10 ft from
CITY/STATE: Fort Lauderdale, FL

QC JOB #: 11348611
DIRECTION: SB
DATE: Oct 07 2013 - Oct 11 2013

Start Time	Mon 07-Oct-13	Tue 08-Oct-13	Wed 09-Oct-13	Thu 10-Oct-13	Fri 11-Oct-13	Average Weekday Hourly Traffic		Average Weekday Profile
12:00 AM	0	0	1	0	3	1		
1:00 AM	0	1	0	0	2	1		
2:00 AM	1	0	0	2	0	1		
3:00 AM	1	0	0	0	0	0		
4:00 AM	0	0	0	0	3	1		
5:00 AM	3	5	7	5	11	6		
6:00 AM	25	14	9	14	27	18		
7:00 AM	25	28	26	38	41	32		
8:00 AM	40	45	40	61	53	48		
9:00 AM	30	31	37	64	57	44		
10:00 AM	48	40	57	106	83	67		
11:00 AM	70	90	105	181	122	114		
12:00 PM	131	128	132	267	161	164		
1:00 PM	61	58	64	143	110	87		
2:00 PM	56	55	65	93	122	78		
3:00 PM	41	62	47	58	106	63		
4:00 PM	53	52	65	104	120	79		
5:00 PM	52	63	79	64	144	80		
6:00 PM	32	31	42	39	103	49		
7:00 PM	10	21	25	24	126	41		
8:00 PM	6	6	7	7	149	35		
9:00 PM	2	5	3	0	191	40		
10:00 PM	0	1	1	3	131	27		
11:00 PM	0	1	1	9	89	20		
Day Total	687	737	813	1282	1954	1096		
% Weekday Average	62.7%	67.2%	74.2%	117.0%	178.3%			
% Week Average								
AM Peak Volume	11:00 AM 70	11:00 AM 90	11:00 AM 105	11:00 AM 181	11:00 AM 122	11:00 AM 114		
PM Peak Volume	12:00 PM 131	12:00 PM 128	12:00 PM 132	12:00 PM 267	9:00 PM 191	12:00 PM 164		

Comments: N/A

SUMMARY - Tube Count - Volume Data (Weekend)

LOCATION: Eisenhower Blvd btwn SE 18th St and SE 20th Street (main Convention Center access) SPECIFIC LOCATION: 10 ft from CITY/STATE: Fort Lauderdale, FL				QC JOB #: 11348611 DIRECTION: SB DATE: Oct 12 2013 - Oct 13 2013		
Start Time			Sat 12-Oct-13	Sun 13-Oct-13	Average Weekend Hourly Traffic	Average Weekend Profile
12:00 AM			64	1	33	
1:00 AM			53	0	27	
2:00 AM			47	1	24	
3:00 AM			116	2	59	
4:00 AM			432	2	217	
5:00 AM			26	13	20	
6:00 AM			41	43	42	
7:00 AM			42	68	55	
8:00 AM			79	106	93	
9:00 AM			114	133	124	
10:00 AM			161	214	188	
11:00 AM			259	325	292	
12:00 PM			431	357	394	
1:00 PM			333	341	337	
2:00 PM			317	295	306	
3:00 PM			254	252	253	
4:00 PM			201	175	188	
5:00 PM			243	243	243	
6:00 PM			167	74	121	
7:00 PM			30	10	20	
8:00 PM			18	16	17	
9:00 PM			33	5	19	
10:00 PM			30	4	17	
11:00 PM			6	2	4	
Day Total			3497	2682	3093	
% Weekday Average						
% Week Average			113.1%	86.7%		
AM Peak			4:00 AM	11:00 AM	11:00 AM	
Volume			432	325	292	
PM Peak			12:00 PM	12:00 PM	12:00 PM	
Volume			431	357	394	
<i>Comments:</i> N/A						

SUMMARY - Tube Count - Volume Data (Week)

LOCATION: Eisenhower Blvd btwn SE 18th St and SE 20th Street (main Convention Center access) **QC JOB #:** 11348611
SPECIFIC LOCATION: 10 ft from **DIRECTION:** SB
CITY/STATE: Fort Lauderdale, FL **DATE:** Oct 07 2013 - Oct 13 2013

Start Time	Mon 07-Oct-13	Tue 08-Oct-13	Wed 09-Oct-13	Thu 10-Oct-13	Fri 11-Oct-13	Average Weekday Hourly Traffic	Sat 12-Oct-13	Sun 13-Oct-13	Average Week Hourly Traffic	Average Week Profile
12:00 AM	0	0	1	0	3	1	64	1	10	
1:00 AM	0	1	0	0	2	1	53	0	8	
2:00 AM	1	0	0	2	0	1	47	1	7	
3:00 AM	1	0	0	0	0	0	116	2	17	
4:00 AM	0	0	0	0	3	1	432	2	62	
5:00 AM	3	5	7	5	11	6	26	13	10	
6:00 AM	25	14	9	14	27	18	41	43	25	
7:00 AM	25	28	26	38	41	32	42	68	38	
8:00 AM	40	45	40	61	53	48	79	106	61	
9:00 AM	30	31	37	64	57	44	114	133	67	
10:00 AM	48	40	57	106	83	67	161	214	101	
11:00 AM	70	90	105	181	122	114	259	325	165	
12:00 PM	131	128	132	267	161	164	431	357	230	
1:00 PM	61	58	64	143	110	87	333	341	159	
2:00 PM	56	55	65	93	122	78	317	295	143	
3:00 PM	41	62	47	58	106	63	254	252	117	
4:00 PM	53	52	65	104	120	79	201	175	110	
5:00 PM	52	63	79	64	144	80	243	243	127	
6:00 PM	32	31	42	39	103	49	167	74	70	
7:00 PM	10	21	25	24	126	41	30	10	35	
8:00 PM	6	6	7	7	149	35	18	16	30	
9:00 PM	2	5	3	0	191	40	33	5	34	
10:00 PM	0	1	1	3	131	27	30	4	24	
11:00 PM	0	1	1	9	89	20	6	2	15	
Day Total	687	737	813	1282	1954	1096	3497	2682	1665	
% Weekday Average	62.7%	67.2%	74.2%	117.0%	178.3%					
% Week Average	41.3%	44.3%	48.8%	77.0%	117.4%	65.8%	210.0%	161.1%		
AM Peak Volume	11:00 AM 70	11:00 AM 90	11:00 AM 105	11:00 AM 181	11:00 AM 122	11:00 AM 114	4:00 AM 432	11:00 AM 325	11:00 AM 165	
PM Peak Volume	12:00 PM 131	12:00 PM 128	12:00 PM 132	12:00 PM 267	9:00 PM 191	12:00 PM 164	12:00 PM 431	12:00 PM 357	12:00 PM 230	

Comments: N/A

LOCATION: Eisenhower Blvd btwn SE 20th St and Spangler Blvd (SE 24th Street) QC JOB #: 11348612										
SPECIFIC LOCATION: 10 ft from DIRECTION: NB										
CITY/STATE: Fort Lauderdale, FL DATE: Oct 08 2013 - Oct 13 2013										
Start Time	Mon 08-Oct-13	Tue 09-Oct-13	Wed 10-Oct-13	Thu 11-Oct-13	Fri 11-Oct-13	Average Weekday Hourly Traffic	Sat 12-Oct-13	Sun 13-Oct-13	Average Week Hourly Traffic	Average Week Profile
12:00 AM		8	13	8	18	12	81	9	23	
1:00 AM		16	12	9	13	13	57	8	19	
2:00 AM		9	12	8	12	10	27	10	13	
3:00 AM		12	14	9	13	12	40	9	16	
4:00 AM		41	22	28	45	34	41	35	35	
5:00 AM		63	30	63	78	59	37	106	63	
6:00 AM		83	47	111	111	88	60	155	95	
7:00 AM		77	61	182	98	105	91	201	118	
8:00 AM		81	102	204	93	120	192	192	144	
9:00 AM		72	99	149	82	101	202	220	137	
10:00 AM		72	71	175	95	103	179	306	150	
11:00 AM		118	134	280	119	163	247	402	217	
12:00 PM		132	140	339	169	195	234	424	240	
1:00 PM		88	81	191	130	123	183	278	159	
2:00 PM		71	97	97	86	88	173	198	120	
3:00 PM		71	67	71	66	69	123	143	90	
4:00 PM		60	75	92	86	78	59	47	70	
5:00 PM		71	73	79	94	79	36	42	66	
6:00 PM		39	50	65	68	56	27	28	46	
7:00 PM		40	32	39	57	42	23	20	35	
8:00 PM		28	18	34	60	35	25	30	33	
9:00 PM		39	17	19	84	40	23	40	37	
10:00 PM		35	17	18	98	42	12	46	38	
11:00 PM		13	14	20	84	33	15	23	28	
Day Total		1339	1298	2290	1859	1700	2187	2972	1992	
% Weekday Average		78.8%	76.4%	134.7%	109.4%					
% Week Average		67.2%	65.2%	115.0%	93.3%	85.3%	109.8%	149.2%		
AM Peak Volume		11:00 AM 118	11:00 AM 134	11:00 AM 280	11:00 AM 119	11:00 AM 163	11:00 AM 247	11:00 AM 402	11:00 AM 217	
PM Peak Volume		12:00 PM 132	12:00 PM 140	12:00 PM 339	12:00 PM 169	12:00 PM 195	12:00 PM 234	12:00 PM 424	12:00 PM 240	
<i>Comments:</i> N/A										

LOCATION: Eisenhower Blvd btwn SE 20th St and Spangler Blvd (SE 24th Street) SPECIFIC LOCATION: 10 ft from CITY/STATE: Fort Lauderdale, FL							QC JOB #: 11348612 DIRECTION: NB DATE: Oct 14 2013 - Oct 14 2013			
Start Time	Mon 14-Oct-13	Tue	Wed	Thu	Fri	Average Weekday Hourly Traffic	Sat	Sun	Average Week Hourly Traffic	Average Week Profile
12:00 AM	11					11			11	
1:00 AM	7					7			7	
2:00 AM	7					7			7	
3:00 AM	11					11			11	
4:00 AM	40					40			40	
5:00 AM	59					59			59	
6:00 AM	89					89			89	
7:00 AM	71					71			71	
8:00 AM	69					69			69	
9:00 AM	66					66			66	
10:00 AM	72					72			72	
11:00 AM	99					99			99	
12:00 PM	147					147			147	
1:00 PM	79					79			79	
2:00 PM	75					75			75	
3:00 PM	50					50			50	
4:00 PM	59					59			59	
5:00 PM	54					54			54	
6:00 PM	44					44			44	
7:00 PM	20					20			20	
8:00 PM	25					25			25	
9:00 PM	40					40			40	
10:00 PM	19					19			19	
11:00 PM	16					16			16	
Day Total	1229					1229			1229	
% Weekday Average	72.3%									
% Week Average	61.7%					100.0%				
AM Peak Volume	11:00 AM 99					11:00 AM 99			11:00 AM 99	
PM Peak Volume	12:00 PM 147					12:00 PM 147			12:00 PM 147	
<i>Comments:</i> N/A										

SUMMARY - Tube Count - Volume Data (Weekday)

LOCATION: Eisenhower Blvd btwn SE 20th St and Spangler Blvd (SE 24th Street) **QC JOB #:** 11348612
SPECIFIC LOCATION: 10 ft from **DIRECTION:** NB
CITY/STATE: Fort Lauderdale, FL **DATE:** Oct 07 2013 - Oct 11 2013

Start Time	Mon 07-Oct-13	Tue 08-Oct-13	Wed 09-Oct-13	Thu 10-Oct-13	Fri 11-Oct-13	Average Weekday Hourly Traffic		Average Weekday Profile
12:00 AM	11	8	13	8	18	12		
1:00 AM	7	16	12	9	13	11		
2:00 AM	7	9	12	8	12	10		
3:00 AM	11	12	14	9	13	12		
4:00 AM	40	41	22	28	45	35		
5:00 AM	59	63	30	63	78	59		
6:00 AM	89	83	47	111	111	88		
7:00 AM	71	77	61	182	98	98		
8:00 AM	69	81	102	204	93	110		
9:00 AM	66	72	99	149	82	94		
10:00 AM	72	72	71	175	95	97		
11:00 AM	99	118	134	280	119	150		
12:00 PM	147	132	140	339	169	185		
1:00 PM	79	88	81	191	130	114		
2:00 PM	75	71	97	97	86	85		
3:00 PM	50	71	67	71	66	65		
4:00 PM	59	60	75	92	86	74		
5:00 PM	54	71	73	79	94	74		
6:00 PM	44	39	50	65	68	53		
7:00 PM	20	40	32	39	57	38		
8:00 PM	25	28	18	34	60	33		
9:00 PM	40	39	17	19	84	40		
10:00 PM	19	35	17	18	98	37		
11:00 PM	16	13	14	20	84	29		
Day Total	1229	1339	1298	2290	1859	1603		
% Weekday Average	76.7%	83.5%	81.0%	142.9%	116.0%			
% Week Average								
AM Peak Volume	11:00 AM 99	11:00 AM 118	11:00 AM 134	11:00 AM 280	11:00 AM 119	11:00 AM 150		
PM Peak Volume	12:00 PM 147	12:00 PM 132	12:00 PM 140	12:00 PM 339	12:00 PM 169	12:00 PM 185		

Comments: N/A

SUMMARY - Tube Count - Volume Data (Weekend)

LOCATION: Eisenhower Blvd btwn SE 20th St and Spangler Blvd (SE 24th Street) SPECIFIC LOCATION: 10 ft from CITY/STATE: Fort Lauderdale, FL				QC JOB #: 11348612 DIRECTION: NB DATE: Oct 12 2013 - Oct 13 2013		
Start Time			Sat 12-Oct-13	Sun 13-Oct-13	Average Weekend Hourly Traffic	Average Weekend Profile
12:00 AM			81	9	45	
1:00 AM			57	8	33	
2:00 AM			27	10	19	
3:00 AM			40	9	25	
4:00 AM			41	35	38	
5:00 AM			37	106	72	
6:00 AM			60	155	108	
7:00 AM			91	201	146	
8:00 AM			192	192	192	
9:00 AM			202	220	211	
10:00 AM			179	306	243	
11:00 AM			247	402	325	
12:00 PM			234	424	329	
1:00 PM			183	278	231	
2:00 PM			173	198	186	
3:00 PM			123	143	133	
4:00 PM			59	47	53	
5:00 PM			36	42	39	
6:00 PM			27	28	28	
7:00 PM			23	20	22	
8:00 PM			25	30	28	
9:00 PM			23	40	32	
10:00 PM			12	46	29	
11:00 PM			15	23	19	
Day Total			2187	2972	2586	
% Weekday Average						
% Week Average			84.6%	114.9%		
AM Peak			11:00 AM	11:00 AM	11:00 AM	
Volume			247	402	325	
PM Peak			12:00 PM	12:00 PM	12:00 PM	
Volume			234	424	329	
Comments: N/A						

SUMMARY - Tube Count - Volume Data (Week)

LOCATION: Eisenhower Blvd btwn SE 20th St and Spangler Blvd (SE 24th Street) **QC JOB #:** 11348612
SPECIFIC LOCATION: 10 ft from **DIRECTION:** NB
CITY/STATE: Fort Lauderdale, FL **DATE:** Oct 07 2013 - Oct 13 2013

Start Time	Mon 07-Oct-13	Tue 08-Oct-13	Wed 09-Oct-13	Thu 10-Oct-13	Fri 11-Oct-13	Average Weekday Hourly Traffic	Sat 12-Oct-13	Sun 13-Oct-13	Average Week Hourly Traffic	Average Week Profile
12:00 AM	11	8	13	8	18	12	81	9	21	
1:00 AM	7	16	12	9	13	11	57	8	17	
2:00 AM	7	9	12	8	12	10	27	10	12	
3:00 AM	11	12	14	9	13	12	40	9	15	
4:00 AM	40	41	22	28	45	35	41	35	36	
5:00 AM	59	63	30	63	78	59	37	106	62	
6:00 AM	89	83	47	111	111	88	60	155	94	
7:00 AM	71	77	61	182	98	98	91	201	112	
8:00 AM	69	81	102	204	93	110	192	192	133	
9:00 AM	66	72	99	149	82	94	202	220	127	
10:00 AM	72	72	71	175	95	97	179	306	139	
11:00 AM	99	118	134	280	119	150	247	402	200	
12:00 PM	147	132	140	339	169	185	234	424	226	
1:00 PM	79	88	81	191	130	114	183	278	147	
2:00 PM	75	71	97	97	86	85	173	198	114	
3:00 PM	50	71	67	71	66	65	123	143	84	
4:00 PM	59	60	75	92	86	74	59	47	68	
5:00 PM	54	71	73	79	94	74	36	42	64	
6:00 PM	44	39	50	65	68	53	27	28	46	
7:00 PM	20	40	32	39	57	38	23	20	33	
8:00 PM	25	28	18	34	60	33	25	30	31	
9:00 PM	40	39	17	19	84	40	23	40	37	
10:00 PM	19	35	17	18	98	37	12	46	35	
11:00 PM	16	13	14	20	84	29	15	23	26	
Day Total	1229	1339	1298	2290	1859	1603	2187	2972	1879	
% Weekday Average	76.7%	83.5%	81.0%	142.9%	116.0%					
% Week Average	65.4%	71.3%	69.1%	121.9%	98.9%	85.3%	116.4%	158.2%		
AM Peak Volume	11:00 AM 99	11:00 AM 118	11:00 AM 134	11:00 AM 280	11:00 AM 119	11:00 AM 150	11:00 AM 247	11:00 AM 402	11:00 AM 200	
PM Peak Volume	12:00 PM 147	12:00 PM 132	12:00 PM 140	12:00 PM 339	12:00 PM 169	12:00 PM 185	12:00 PM 234	12:00 PM 424	12:00 PM 226	

Comments: N/A

LOCATION: Eisenhower Blvd btwn SE 20th St and Spangler Blvd (SE 24th Street) QC JOB #: 11348612										
SPECIFIC LOCATION: 10 ft from DIRECTION: SB										
CITY/STATE: Fort Lauderdale, FL DATE: Oct 08 2013 - Oct 13 2013										
Start Time	Mon 08-Oct-13	Tue 09-Oct-13	Wed 10-Oct-13	Thu 11-Oct-13	Fri 11-Oct-13	Average Weekday Hourly Traffic	Sat 12-Oct-13	Sun 13-Oct-13	Average Week Hourly Traffic	Average Week Profile
12:00 AM		15	24	20	33	23	25	31	25	
1:00 AM		13	16	9	16	14	21	9	14	
2:00 AM		15	7	7	11	10	12	11	11	
3:00 AM		11	17	8	14	13	18	8	13	
4:00 AM		16	15	17	16	16	38	13	19	
5:00 AM		43	36	28	43	38	95	97	57	
6:00 AM		80	55	52	97	71	70	122	79	
7:00 AM		103	77	119	114	103	97	147	110	
8:00 AM		89	76	167	92	106	76	134	106	
9:00 AM		84	78	127	70	90	111	160	105	
10:00 AM		70	79	184	76	102	123	229	127	
11:00 AM		115	100	257	101	143	193	319	181	
12:00 PM		125	147	331	169	193	289	385	241	
1:00 PM		125	152	241	171	172	203	275	195	
2:00 PM		98	92	149	109	112	181	207	139	
3:00 PM		83	97	148	97	106	127	152	117	
4:00 PM		75	85	127	93	95	105	103	98	
5:00 PM		59	78	115	72	81	75	68	78	
6:00 PM		58	50	69	62	60	55	40	56	
7:00 PM		32	35	43	27	34	32	28	33	
8:00 PM		21	19	30	24	24	27	27	25	
9:00 PM		35	27	32	22	29	35	82	39	
10:00 PM		68	14	15	21	30	17	81	36	
11:00 PM		22	20	23	33	25	22	32	25	
Day Total		1455	1396	2318	1583	1690	2047	2760	1929	
% Weekday Average		86.1%	82.6%	137.2%	93.7%					
% Week Average		75.4%	72.4%	120.2%	82.1%	87.6%	106.1%	143.1%		
AM Peak Volume		11:00 AM 115	11:00 AM 100	11:00 AM 257	7:00 AM 114	11:00 AM 143	11:00 AM 193	11:00 AM 319	11:00 AM 181	
PM Peak Volume		12:00 PM 125	1:00 PM 152	12:00 PM 331	1:00 PM 171	12:00 PM 193	12:00 PM 289	12:00 PM 385	12:00 PM 241	
<i>Comments:</i> N/A										

LOCATION: Eisenhower Blvd btwn SE 20th St and Spangler Blvd (SE 24th Street) SPECIFIC LOCATION: 10 ft from CITY/STATE: Fort Lauderdale, FL							QC JOB #: 11348612 DIRECTION: SB DATE: Oct 14 2013 - Oct 14 2013			
Start Time	Mon 14-Oct-13	Tue	Wed	Thu	Fri	Average Weekday Hourly Traffic	Sat	Sun	Average Week Hourly Traffic	Average Week Profile
12:00 AM	30					30			30	
1:00 AM	11					11			11	
2:00 AM	3					3			3	
3:00 AM	10					10			10	
4:00 AM	13					13			13	
5:00 AM	46					46			46	
6:00 AM	99					99			99	
7:00 AM	112					112			112	
8:00 AM	92					92			92	
9:00 AM	54					54			54	
10:00 AM	69					69			69	
11:00 AM	92					92			92	
12:00 PM	161					161			161	
1:00 PM	131					131			131	
2:00 PM	93					93			93	
3:00 PM	79					79			79	
4:00 PM	67					67			67	
5:00 PM	62					62			62	
6:00 PM	28					28			28	
7:00 PM	25					25			25	
8:00 PM	20					20			20	
9:00 PM	28					28			28	
10:00 PM	48					48			48	
11:00 PM	19					19			19	
Day Total	1392					1392			1392	
% Weekday Average	82.4%									
% Week Average	72.2%					100.0%				
AM Peak	7:00 AM					7:00 AM			7:00 AM	
Volume	112					112			112	
PM Peak	12:00 PM					12:00 PM			12:00 PM	
Volume	161					161			161	
<i>Comments:</i> N/A										

LOCATION: Eisenhower Blvd btwn SE 20th St and Spangler Blvd (SE 24th Street) **QC JOB #:** 11348612
SPECIFIC LOCATION: 10 ft from **DIRECTION:** SB
CITY/STATE: Fort Lauderdale, FL **DATE:** Oct 07 2013 - Oct 11 2013

Start Time	Mon 07-Oct-13	Tue 08-Oct-13	Wed 09-Oct-13	Thu 10-Oct-13	Fri 11-Oct-13	Average Weekday Hourly Traffic		Average Weekday Profile
12:00 AM	30	15	24	20	33	24		
1:00 AM	11	13	16	9	16	13		
2:00 AM	3	15	7	7	11	9		
3:00 AM	10	11	17	8	14	12		
4:00 AM	13	16	15	17	16	15		
5:00 AM	46	43	36	28	43	39		
6:00 AM	99	80	55	52	97	77		
7:00 AM	112	103	77	119	114	105		
8:00 AM	92	89	76	167	92	103		
9:00 AM	54	84	78	127	70	83		
10:00 AM	69	70	79	184	76	96		
11:00 AM	92	115	100	257	101	133		
12:00 PM	161	125	147	331	169	187		
1:00 PM	131	125	152	241	171	164		
2:00 PM	93	98	92	149	109	108		
3:00 PM	79	83	97	148	97	101		
4:00 PM	67	75	85	127	93	89		
5:00 PM	62	59	78	115	72	77		
6:00 PM	28	58	50	69	62	53		
7:00 PM	25	32	35	43	27	32		
8:00 PM	20	21	19	30	24	23		
9:00 PM	28	35	27	32	22	29		
10:00 PM	48	68	14	15	21	33		
11:00 PM	19	22	20	23	33	23		
Day Total	1392	1455	1396	2318	1583	1628		
% Weekday Average	85.5%	89.4%	85.7%	142.4%	97.2%			
% Week Average								
AM Peak	7:00 AM	11:00 AM	11:00 AM	11:00 AM	7:00 AM	11:00 AM		
Volume	112	115	100	257	114	133		
PM Peak	12:00 PM	12:00 PM	1:00 PM	12:00 PM	1:00 PM	12:00 PM		
Volume	161	125	152	331	171	187		

Comments: N/A

SUMMARY - Tube Count - Volume Data (Weekend)

LOCATION: Eisenhower Blvd btwn SE 20th St and Spangler Blvd (SE 24th Street) SPECIFIC LOCATION: 10 ft from CITY/STATE: Fort Lauderdale, FL				QC JOB #: 11348612 DIRECTION: SB DATE: Oct 12 2013 - Oct 13 2013		
Start Time			Sat 12-Oct-13	Sun 13-Oct-13	Average Weekend Hourly Traffic	Average Weekend Profile
12:00 AM			25	31	28	
1:00 AM			21	9	15	
2:00 AM			12	11	12	
3:00 AM			18	8	13	
4:00 AM			38	13	26	
5:00 AM			95	97	96	
6:00 AM			70	122	96	
7:00 AM			97	147	122	
8:00 AM			76	134	105	
9:00 AM			111	160	136	
10:00 AM			123	229	176	
11:00 AM			193	319	256	
12:00 PM			289	385	337	
1:00 PM			203	275	239	
2:00 PM			181	207	194	
3:00 PM			127	152	140	
4:00 PM			105	103	104	
5:00 PM			75	68	72	
6:00 PM			55	40	48	
7:00 PM			32	28	30	
8:00 PM			27	27	27	
9:00 PM			35	82	59	
10:00 PM			17	81	49	
11:00 PM			22	32	27	
Day Total			2047	2760	2407	
% Weekday Average						
% Week Average			85.0%	114.7%		
AM Peak Volume			11:00 AM 193	11:00 AM 319	11:00 AM 256	
PM Peak Volume			12:00 PM 289	12:00 PM 385	12:00 PM 337	
<i>Comments:</i> N/A						

SUMMARY - Tube Count - Volume Data (Week)

LOCATION: Eisenhower Blvd btwn SE 20th St and Spangler Blvd (SE 24th Street) **QC JOB #:** 11348612
SPECIFIC LOCATION: 10 ft from **DIRECTION:** SB
CITY/STATE: Fort Lauderdale, FL **DATE:** Oct 07 2013 - Oct 13 2013

Start Time	Mon 07-Oct-13	Tue 08-Oct-13	Wed 09-Oct-13	Thu 10-Oct-13	Fri 11-Oct-13	Average Weekday Hourly Traffic	Sat 12-Oct-13	Sun 13-Oct-13	Average Week Hourly Traffic	Average Week Profile
12:00 AM	30	15	24	20	33	24	25	31	25	
1:00 AM	11	13	16	9	16	13	21	9	14	
2:00 AM	3	15	7	7	11	9	12	11	9	
3:00 AM	10	11	17	8	14	12	18	8	12	
4:00 AM	13	16	15	17	16	15	38	13	18	
5:00 AM	46	43	36	28	43	39	95	97	55	
6:00 AM	99	80	55	52	97	77	70	122	82	
7:00 AM	112	103	77	119	114	105	97	147	110	
8:00 AM	92	89	76	167	92	103	76	134	104	
9:00 AM	54	84	78	127	70	83	111	160	98	
10:00 AM	69	70	79	184	76	96	123	229	119	
11:00 AM	92	115	100	257	101	133	193	319	168	
12:00 PM	161	125	147	331	169	187	289	385	230	
1:00 PM	131	125	152	241	171	164	203	275	185	
2:00 PM	93	98	92	149	109	108	181	207	133	
3:00 PM	79	83	97	148	97	101	127	152	112	
4:00 PM	67	75	85	127	93	89	105	103	94	
5:00 PM	62	59	78	115	72	77	75	68	76	
6:00 PM	28	58	50	69	62	53	55	40	52	
7:00 PM	25	32	35	43	27	32	32	28	32	
8:00 PM	20	21	19	30	24	23	27	27	24	
9:00 PM	28	35	27	32	22	29	35	82	37	
10:00 PM	48	68	14	15	21	33	17	81	38	
11:00 PM	19	22	20	23	33	23	22	32	24	
Day Total	1392	1455	1396	2318	1583	1628	2047	2760	1851	
% Weekday Average	85.5%	89.4%	85.7%	142.4%	97.2%					
% Week Average	75.2%	78.6%	75.4%	125.2%	85.5%	88.0%	110.6%	149.1%		
AM Peak Volume	7:00 AM 112	11:00 AM 115	11:00 AM 100	11:00 AM 257	7:00 AM 114	11:00 AM 133	11:00 AM 193	11:00 AM 319	11:00 AM 168	
PM Peak Volume	12:00 PM 161	12:00 PM 125	1:00 PM 152	12:00 PM 331	1:00 PM 171	12:00 PM 187	12:00 PM 289	12:00 PM 385	12:00 PM 230	

Comments: N/A

LOCATION: Spangler Blvd (SE 24th Street) btwn Federal Hwy and S Miami Rd SPECIFIC LOCATION: 10 ft from CITY/STATE: Fort Lauderdale, FL										QC JOB #: 11348613 DIRECTION: EB DATE: Oct 08 2013 - Oct 13 2013
Start Time	Mon 08-Oct-13	Tue 09-Oct-13	Wed 10-Oct-13	Thu 11-Oct-13	Fri 11-Oct-13	Average Weekday Hourly Traffic	Sat 12-Oct-13	Sun 13-Oct-13	Average Week Hourly Traffic	Average Week Profile
12:00 AM		122	174	112	127	134	207	152	149	
1:00 AM		90	109	118	95	103	164	100	113	
2:00 AM		116	134	123	105	120	130	104	119	
3:00 AM		172	165	152	127	154	198	183	166	
4:00 AM		196	195	178	190	190	194	171	187	
5:00 AM		284	300	294	261	285	275	324	290	
6:00 AM		310	270	305	292	294	263	254	282	
7:00 AM		285	302	310	285	296	285	239	284	
8:00 AM		289	287	281	294	288	280	210	274	
9:00 AM		253	367	373	347	335	331	257	321	
10:00 AM		296	280	336	310	306	277	234	289	
11:00 AM		218	252	295	295	265	321	271	275	
12:00 PM		298	303	350	322	318	316	288	313	
1:00 PM		292	305	348	288	308	249	240	287	
2:00 PM		254	235	274	259	256	224	186	239	
3:00 PM		258	242	258	281	260	191	153	231	
4:00 PM		232	218	236	206	223	146	112	192	
5:00 PM		170	186	220	197	193	152	133	176	
6:00 PM		169	181	182	185	179	149	124	165	
7:00 PM		149	162	134	171	154	115	113	141	
8:00 PM		202	165	155	172	174	122	110	154	
9:00 PM		219	107	160	162	162	97	101	141	
10:00 PM		154	160	138	189	160	122	137	150	
11:00 PM		155	145	122	203	156	114	114	142	
Day Total		5183	5244	5454	5363	5313	4922	4310	5080	
% Weekday Average		97.6%	98.7%	102.7%	100.9%					
% Week Average		102.0%	103.2%	107.4%	105.6%	104.6%	96.9%	84.8%		
AM Peak Volume		6:00 AM 310	9:00 AM 367	9:00 AM 373	9:00 AM 347	9:00 AM 335	9:00 AM 331	5:00 AM 324	9:00 AM 321	
PM Peak Volume		12:00 PM 298	1:00 PM 305	12:00 PM 350	12:00 PM 322	12:00 PM 318	12:00 PM 316	12:00 PM 288	12:00 PM 313	
<i>Comments:</i> N/A										

LOCATION: Spangler Blvd (SE 24th Street) btwn Federal Hwy and S Miami Rd SPECIFIC LOCATION: 10 ft from CITY/STATE: Fort Lauderdale, FL							QC JOB #: 11348613 DIRECTION: EB DATE: Oct 14 2013 - Oct 14 2013			
Start Time	Mon 14-Oct-13	Tue	Wed	Thu	Fri	Average Weekday Hourly Traffic	Sat	Sun	Average Week Hourly Traffic	Average Week Profile
12:00 AM	110					110			110	
1:00 AM	80					80			80	
2:00 AM	106					106			106	
3:00 AM	122					122			122	
4:00 AM	198					198			198	
5:00 AM	250					250			250	
6:00 AM	283					283			283	
7:00 AM	266					266			266	
8:00 AM	265					265			265	
9:00 AM	252					252			252	
10:00 AM	263					263			263	
11:00 AM	229					229			229	
12:00 PM	330					330			330	
1:00 PM	245					245			245	
2:00 PM	216					216			216	
3:00 PM	259					259			259	
4:00 PM	191					191			191	
5:00 PM	181					181			181	
6:00 PM	152					152			152	
7:00 PM	142					142			142	
8:00 PM	129					129			129	
9:00 PM	142					142			142	
10:00 PM	143					143			143	
11:00 PM	125					125			125	
Day Total	4679					4679			4679	
% Weekday Average	88.1%									
% Week Average	92.1%					100.0%				
AM Peak	6:00 AM					6:00 AM			6:00 AM	
Volume	283					283			283	
PM Peak	12:00 PM					12:00 PM			12:00 PM	
Volume	330					330			330	
<i>Comments:</i> N/A										

LOCATION: Spangler Blvd (SE 24th Street) btwn Federal Hwy and S Miami Rd
SPECIFIC LOCATION: 10 ft from
CITY/STATE: Fort Lauderdale, FL

QC JOB #: 11348613
DIRECTION: EB
DATE: Oct 07 2013 - Oct 11 2013

Start Time	Mon 07-Oct-13	Tue 08-Oct-13	Wed 09-Oct-13	Thu 10-Oct-13	Fri 11-Oct-13	Average Weekday Hourly Traffic		Average Weekday Profile
12:00 AM	110	122	174	112	127	129		
1:00 AM	80	90	109	118	95	98		
2:00 AM	106	116	134	123	105	117		
3:00 AM	122	172	165	152	127	148		
4:00 AM	198	196	195	178	190	191		
5:00 AM	250	284	300	294	261	278		
6:00 AM	283	310	270	305	292	292		
7:00 AM	266	285	302	310	285	290		
8:00 AM	265	289	287	281	294	283		
9:00 AM	252	253	367	373	347	318		
10:00 AM	263	296	280	336	310	297		
11:00 AM	229	218	252	295	295	258		
12:00 PM	330	298	303	350	322	321		
1:00 PM	245	292	305	348	288	296		
2:00 PM	216	254	235	274	259	248		
3:00 PM	259	258	242	258	281	260		
4:00 PM	191	232	218	236	206	217		
5:00 PM	181	170	186	220	197	191		
6:00 PM	152	169	181	182	185	174		
7:00 PM	142	149	162	134	171	152		
8:00 PM	129	202	165	155	172	165		
9:00 PM	142	219	107	160	162	158		
10:00 PM	143	154	160	138	189	157		
11:00 PM	125	155	145	122	203	150		
Day Total	4679	5183	5244	5454	5363	5188		
% Weekday Average	90.2%	99.9%	101.1%	105.1%	103.4%			
% Week Average								
AM Peak Volume	6:00 AM 283	6:00 AM 310	9:00 AM 367	9:00 AM 373	9:00 AM 347	9:00 AM 318		
PM Peak Volume	12:00 PM 330	12:00 PM 298	1:00 PM 305	12:00 PM 350	12:00 PM 322	12:00 PM 321		

Comments: N/A

SUMMARY - Tube Count - Volume Data (Weekend)

LOCATION: Spangler Blvd (SE 24th Street) btwn Federal Hwy and S Miami Rd SPECIFIC LOCATION: 10 ft from CITY/STATE: Fort Lauderdale, FL				QC JOB #: 11348613 DIRECTION: EB DATE: Oct 12 2013 - Oct 13 2013		
Start Time			Sat 12-Oct-13	Sun 13-Oct-13	Average Weekend Hourly Traffic	Average Weekend Profile
12:00 AM			207	152	180	
1:00 AM			164	100	132	
2:00 AM			130	104	117	
3:00 AM			198	183	191	
4:00 AM			194	171	183	
5:00 AM			275	324	300	
6:00 AM			263	254	259	
7:00 AM			285	239	262	
8:00 AM			280	210	245	
9:00 AM			331	257	294	
10:00 AM			277	234	256	
11:00 AM			321	271	296	
12:00 PM			316	288	302	
1:00 PM			249	240	245	
2:00 PM			224	186	205	
3:00 PM			191	153	172	
4:00 PM			146	112	129	
5:00 PM			152	133	143	
6:00 PM			149	124	137	
7:00 PM			115	113	114	
8:00 PM			122	110	116	
9:00 PM			97	101	99	
10:00 PM			122	137	130	
11:00 PM			114	114	114	
Day Total			4922	4310	4621	
% Weekday Average						
% Week Average			106.5%	93.3%		
AM Peak Volume			9:00 AM 331	5:00 AM 324	5:00 AM 300	
PM Peak Volume			12:00 PM 316	12:00 PM 288	12:00 PM 302	
<i>Comments:</i> N/A						

LOCATION: Spangler Blvd (SE 24th Street) btwn Federal Hwy and S Miami Rd
SPECIFIC LOCATION: 10 ft from
CITY/STATE: Fort Lauderdale, FL

QC JOB #: 11348613
DIRECTION: EB
DATE: Oct 07 2013 - Oct 13 2013

Start Time	Mon 07-Oct-13	Tue 08-Oct-13	Wed 09-Oct-13	Thu 10-Oct-13	Fri 11-Oct-13	Average Weekday Hourly Traffic	Sat 12-Oct-13	Sun 13-Oct-13	Average Week Hourly Traffic	Average Week Profile
12:00 AM	110	122	174	112	127	129	207	152	143	
1:00 AM	80	90	109	118	95	98	164	100	108	
2:00 AM	106	116	134	123	105	117	130	104	117	
3:00 AM	122	172	165	152	127	148	198	183	160	
4:00 AM	198	196	195	178	190	191	194	171	189	
5:00 AM	250	284	300	294	261	278	275	324	284	
6:00 AM	283	310	270	305	292	292	263	254	282	
7:00 AM	266	285	302	310	285	290	285	239	282	
8:00 AM	265	289	287	281	294	283	280	210	272	
9:00 AM	252	253	367	373	347	318	331	257	311	
10:00 AM	263	296	280	336	310	297	277	234	285	
11:00 AM	229	218	252	295	295	258	321	271	269	
12:00 PM	330	298	303	350	322	321	316	288	315	
1:00 PM	245	292	305	348	288	296	249	240	281	
2:00 PM	216	254	235	274	259	248	224	186	235	
3:00 PM	259	258	242	258	281	260	191	153	235	
4:00 PM	191	232	218	236	206	217	146	112	192	
5:00 PM	181	170	186	220	197	191	152	133	177	
6:00 PM	152	169	181	182	185	174	149	124	163	
7:00 PM	142	149	162	134	171	152	115	113	141	
8:00 PM	129	202	165	155	172	165	122	110	151	
9:00 PM	142	219	107	160	162	158	97	101	141	
10:00 PM	143	154	160	138	189	157	122	137	149	
11:00 PM	125	155	145	122	203	150	114	114	140	
Day Total	4679	5183	5244	5454	5363	5188	4922	4310	5022	
% Weekday Average	90.2%	99.9%	101.1%	105.1%	103.4%					
% Week Average	93.2%	103.2%	104.4%	108.6%	106.8%	103.3%	98.0%	85.8%		
AM Peak Volume	6:00 AM 283	6:00 AM 310	9:00 AM 367	9:00 AM 373	9:00 AM 347	9:00 AM 318	9:00 AM 331	5:00 AM 324	9:00 AM 311	
PM Peak Volume	12:00 PM 330	12:00 PM 298	1:00 PM 305	12:00 PM 350	12:00 PM 322	12:00 PM 321	12:00 PM 316	12:00 PM 288	12:00 PM 315	

Comments: N/A

LOCATION: Spangler Blvd (SE 24th Street) btwn Federal Hwy and S Miami Rd SPECIFIC LOCATION: 10 ft from CITY/STATE: Fort Lauderdale, FL										QC JOB #: 11348613 DIRECTION: WB DATE: Oct 08 2013 - Oct 13 2013
Start Time	Mon 08-Oct-13	Tue 09-Oct-13	Wed 10-Oct-13	Thu 11-Oct-13	Fri 11-Oct-13	Average Weekday Hourly Traffic	Sat 12-Oct-13	Sun 13-Oct-13	Average Week Hourly Traffic	Average Week Profile
12:00 AM		121	213	159	141	159	240	181	176	
1:00 AM		92	139	95	94	105	163	122	118	
2:00 AM		88	107	101	88	96	134	92	102	
3:00 AM		88	132	91	102	103	99	86	100	
4:00 AM		143	168	142	135	147	153	129	145	
5:00 AM		214	223	196	207	210	158	171	195	
6:00 AM		279	243	280	289	273	257	279	271	
7:00 AM		406	407	393	396	401	374	373	392	
8:00 AM		444	489	514	439	472	433	476	466	
9:00 AM		387	422	480	458	437	586	547	480	
10:00 AM		403	506	576	463	487	664	676	548	
11:00 AM		524	566	702	509	575	781	741	637	
12:00 PM		614	612	763	663	663	732	743	688	
1:00 PM		604	696	715	727	686	672	641	676	
2:00 PM		589	584	644	672	622	550	524	594	
3:00 PM		650	667	716	689	681	598	489	635	
4:00 PM		789	774	786	765	779	618	461	699	
5:00 PM		908	856	876	903	886	476	453	745	
6:00 PM		568	595	666	615	611	445	323	535	
7:00 PM		412	436	429	439	429	330	264	385	
8:00 PM		290	306	270	312	295	241	162	264	
9:00 PM		291	253	245	274	266	227	236	254	
10:00 PM		351	246	246	244	272	257	256	267	
11:00 PM		243	223	196	310	243	219	157	225	
Day Total		9498	9863	10281	9934	9898	9407	8582	9597	
% Weekday Average		96.0%	99.6%	103.9%	100.4%					
% Week Average		99.0%	102.8%	107.1%	103.5%	103.1%	98.0%	89.4%		
AM Peak		11:00 AM	11:00 AM	11:00 AM	11:00 AM	11:00 AM	11:00 AM	11:00 AM	11:00 AM	
Volume		524	566	702	509	575	781	741	637	
PM Peak		5:00 PM	5:00 PM	5:00 PM	5:00 PM	5:00 PM	12:00 PM	12:00 PM	5:00 PM	
Volume		908	856	876	903	886	732	743	745	
<i>Comments:</i> N/A										

LOCATION: Spangler Blvd (SE 24th Street) btwn Federal Hwy and S Miami Rd SPECIFIC LOCATION: 10 ft from CITY/STATE: Fort Lauderdale, FL							QC JOB #: 11348613 DIRECTION: WB DATE: Oct 14 2013 - Oct 14 2013			
Start Time	Mon 14-Oct-13	Tue	Wed	Thu	Fri	Average Weekday Hourly Traffic	Sat	Sun	Average Week Hourly Traffic	Average Week Profile
12:00 AM	119					119			119	
1:00 AM	91					91			91	
2:00 AM	76					76			76	
3:00 AM	82					82			82	
4:00 AM	137					137			137	
5:00 AM	194					194			194	
6:00 AM	274					274			274	
7:00 AM	329					329			329	
8:00 AM	430					430			430	
9:00 AM	380					380			380	
10:00 AM	435					435			435	
11:00 AM	484					484			484	
12:00 PM	611					611			611	
1:00 PM	602					602			602	
2:00 PM	573					573			573	
3:00 PM	518					518			518	
4:00 PM	769					769			769	
5:00 PM	864					864			864	
6:00 PM	522					522			522	
7:00 PM	311					311			311	
8:00 PM	232					232			232	
9:00 PM	215					215			215	
10:00 PM	216					216			216	
11:00 PM	164					164			164	
Day Total	8628					8628			8628	
% Weekday Average	87.2%									
% Week Average	89.9%					100.0%				
AM Peak Volume	11:00 AM 484					11:00 AM 484			11:00 AM 484	
PM Peak Volume	5:00 PM 864					5:00 PM 864			5:00 PM 864	
<i>Comments:</i> N/A										

LOCATION: Spangler Blvd (SE 24th Street) btwn Federal Hwy and S Miami Rd SPECIFIC LOCATION: 10 ft from CITY/STATE: Fort Lauderdale, FL						QC JOB #: 11348613 DIRECTION: WB DATE: Oct 07 2013 - Oct 11 2013		
Start Time	Mon 07-Oct-13	Tue 08-Oct-13	Wed 09-Oct-13	Thu 10-Oct-13	Fri 11-Oct-13	Average Weekday Hourly Traffic	Average Weekday Profile	
12:00 AM	119	121	213	159	141	151		
1:00 AM	91	92	139	95	94	102		
2:00 AM	76	88	107	101	88	92		
3:00 AM	82	88	132	91	102	99		
4:00 AM	137	143	168	142	135	145		
5:00 AM	194	214	223	196	207	207		
6:00 AM	274	279	243	280	289	273		
7:00 AM	329	406	407	393	396	386		
8:00 AM	430	444	489	514	439	463		
9:00 AM	380	387	422	480	458	425		
10:00 AM	435	403	506	576	463	477		
11:00 AM	484	524	566	702	509	557		
12:00 PM	611	614	612	763	663	653		
1:00 PM	602	604	696	715	727	669		
2:00 PM	573	589	584	644	672	612		
3:00 PM	518	650	667	716	689	648		
4:00 PM	769	789	774	786	765	777		
5:00 PM	864	908	856	876	903	881		
6:00 PM	522	568	595	666	615	593		
7:00 PM	311	412	436	429	439	405		
8:00 PM	232	290	306	270	312	282		
9:00 PM	215	291	253	245	274	256		
10:00 PM	216	351	246	246	244	261		
11:00 PM	164	243	223	196	310	227		
Day Total	8628	9498	9863	10281	9934	9641		
% Weekday Average	89.5%	98.5%	102.3%	106.6%	103.0%			
% Week Average								
AM Peak Volume	11:00 AM 484	11:00 AM 524	11:00 AM 566	11:00 AM 702	11:00 AM 509	11:00 AM 557		
PM Peak Volume	5:00 PM 864	5:00 PM 908	5:00 PM 856	5:00 PM 876	5:00 PM 903	5:00 PM 881		
<i>Comments:</i> N/A								

SUMMARY - Tube Count - Volume Data (Weekend)

LOCATION: Spangler Blvd (SE 24th Street) btwn Federal Hwy and S Miami Rd SPECIFIC LOCATION: 10 ft from CITY/STATE: Fort Lauderdale, FL				QC JOB #: 11348613 DIRECTION: WB DATE: Oct 12 2013 - Oct 13 2013		
Start Time			Sat 12-Oct-13	Sun 13-Oct-13	Average Weekend Hourly Traffic	Average Weekend Profile
12:00 AM			240	181	211	
1:00 AM			163	122	143	
2:00 AM			134	92	113	
3:00 AM			99	86	93	
4:00 AM			153	129	141	
5:00 AM			158	171	165	
6:00 AM			257	279	268	
7:00 AM			374	373	374	
8:00 AM			433	476	455	
9:00 AM			586	547	567	
10:00 AM			664	676	670	
11:00 AM			781	741	761	
12:00 PM			732	743	738	
1:00 PM			672	641	657	
2:00 PM			550	524	537	
3:00 PM			598	489	544	
4:00 PM			618	461	540	
5:00 PM			476	453	465	
6:00 PM			445	323	384	
7:00 PM			330	264	297	
8:00 PM			241	162	202	
9:00 PM			227	236	232	
10:00 PM			257	256	257	
11:00 PM			219	157	188	
Day Total			9407	8582	9002	
% Weekday Average						
% Week Average			104.5%	95.3%		
AM Peak Volume			11:00 AM 781	11:00 AM 741	11:00 AM 761	
PM Peak Volume			12:00 PM 732	12:00 PM 743	12:00 PM 738	
<i>Comments:</i> N/A						

LOCATION: Spangler Blvd (SE 24th Street) btwn Federal Hwy and S Miami Rd
SPECIFIC LOCATION: 10 ft from
CITY/STATE: Fort Lauderdale, FL

QC JOB #: 11348613
DIRECTION: WB
DATE: Oct 07 2013 - Oct 13 2013

Start Time	Mon 07-Oct-13	Tue 08-Oct-13	Wed 09-Oct-13	Thu 10-Oct-13	Fri 11-Oct-13	Average Weekday Hourly Traffic	Sat 12-Oct-13	Sun 13-Oct-13	Average Week Hourly Traffic	Average Week Profile
12:00 AM	119	121	213	159	141	151	240	181	168	
1:00 AM	91	92	139	95	94	102	163	122	114	
2:00 AM	76	88	107	101	88	92	134	92	98	
3:00 AM	82	88	132	91	102	99	99	86	97	
4:00 AM	137	143	168	142	135	145	153	129	144	
5:00 AM	194	214	223	196	207	207	158	171	195	
6:00 AM	274	279	243	280	289	273	257	279	272	
7:00 AM	329	406	407	393	396	386	374	373	383	
8:00 AM	430	444	489	514	439	463	433	476	461	
9:00 AM	380	387	422	480	458	425	586	547	466	
10:00 AM	435	403	506	576	463	477	664	676	532	
11:00 AM	484	524	566	702	509	557	781	741	615	
12:00 PM	611	614	612	763	663	653	732	743	677	
1:00 PM	602	604	696	715	727	669	672	641	665	
2:00 PM	573	589	584	644	672	612	550	524	591	
3:00 PM	518	650	667	716	689	648	598	489	618	
4:00 PM	769	789	774	786	765	777	618	461	709	
5:00 PM	864	908	856	876	903	881	476	453	762	
6:00 PM	522	568	595	666	615	593	445	323	533	
7:00 PM	311	412	436	429	439	405	330	264	374	
8:00 PM	232	290	306	270	312	282	241	162	259	
9:00 PM	215	291	253	245	274	256	227	236	249	
10:00 PM	216	351	246	246	244	261	257	256	259	
11:00 PM	164	243	223	196	310	227	219	157	216	
Day Total	8628	9498	9863	10281	9934	9641	9407	8582	9457	
% Weekday Average	89.5%	98.5%	102.3%	106.6%	103.0%					
% Week Average	91.2%	100.4%	104.3%	108.7%	105.0%	101.9%	99.5%	90.7%		
AM Peak Volume	11:00 AM 484	11:00 AM 524	11:00 AM 566	11:00 AM 702	11:00 AM 509	11:00 AM 557	11:00 AM 781	11:00 AM 741	11:00 AM 615	
PM Peak Volume	5:00 PM 864	5:00 PM 908	5:00 PM 856	5:00 PM 876	5:00 PM 903	5:00 PM 881	12:00 PM 732	12:00 PM 743	5:00 PM 762	

Comments: N/A

LOCATION: Spangler Blvd (SE 24th Street) btwn S Miami Rd and Eisenhower Blvd SPECIFIC LOCATION: 10 ft from CITY/STATE: Fort Lauderdale, FL										QC JOB #: 11348614 DIRECTION: EB DATE: Oct 08 2013 - Oct 13 2013
Start Time	Mon 08-Oct-13	Tue 09-Oct-13	Wed 10-Oct-13	Thu 11-Oct-13	Fri 11-Oct-13	Average Weekday Hourly Traffic	Sat 12-Oct-13	Sun 13-Oct-13	Average Week Hourly Traffic	Average Week Profile
12:00 AM		39	71	54	46	53	114	30	59	
1:00 AM		30	38	38	35	35	81	20	40	
2:00 AM		44	58	57	50	52	64	35	51	
3:00 AM		64	72	59	58	63	137	121	85	
4:00 AM		138	123	127	144	133	130	123	131	
5:00 AM		259	221	258	247	246	259	377	270	
6:00 AM		193	194	207	210	201	189	208	200	
7:00 AM		212	218	271	206	227	233	170	218	
8:00 AM		205	191	257	200	213	198	152	201	
9:00 AM		136	240	198	154	182	222	183	189	
10:00 AM		152	152	202	162	167	222	197	181	
11:00 AM		120	146	214	136	154	264	236	186	
12:00 PM		134	162	229	164	172	244	282	203	
1:00 PM		171	172	206	178	182	184	195	184	
2:00 PM		126	154	136	137	138	121	143	136	
3:00 PM		121	134	143	135	133	104	103	123	
4:00 PM		118	107	115	104	111	63	40	91	
5:00 PM		73	72	94	89	82	55	44	71	
6:00 PM		70	90	64	74	75	40	50	65	
7:00 PM		66	57	50	76	62	34	36	53	
8:00 PM		85	60	62	64	68	39	33	57	
9:00 PM		95	44	50	94	71	43	50	63	
10:00 PM		91	70	65	140	92	38	66	78	
11:00 PM		82	85	58	119	86	32	53	72	
Day Total		2824	2931	3214	3022	2998	3110	2947	3007	
% Weekday Average		94.2%	97.8%	107.2%	100.8%					
% Week Average		93.9%	97.5%	106.9%	100.5%	99.7%	103.4%	98.0%		
AM Peak Volume		5:00 AM 259	9:00 AM 240	7:00 AM 271	5:00 AM 247	5:00 AM 246	11:00 AM 264	5:00 AM 377	5:00 AM 270	
PM Peak Volume		1:00 PM 171	1:00 PM 172	12:00 PM 229	1:00 PM 178	1:00 PM 182	12:00 PM 244	12:00 PM 282	12:00 PM 203	
<i>Comments:</i> N/A										

LOCATION: Spangler Blvd (SE 24th Street) btwn S Miami Rd and Eisenhower Blvd SPECIFIC LOCATION: 10 ft from CITY/STATE: Fort Lauderdale, FL						QC JOB #: 11348614 DIRECTION: EB DATE: Oct 14 2013 - Oct 14 2013				
Start Time	Mon 14-Oct-13	Tue	Wed	Thu	Fri	Average Weekday Hourly Traffic	Sat	Sun	Average Week Hourly Traffic	Average Week Profile
12:00 AM	33					33			33	
1:00 AM	20					20			20	
2:00 AM	37					37			37	
3:00 AM	48					48			48	
4:00 AM	114					114			114	
5:00 AM	217					217			217	
6:00 AM	190					190			190	
7:00 AM	198					198			198	
8:00 AM	158					158			158	
9:00 AM	132					132			132	
10:00 AM	114					114			114	
11:00 AM	101					101			101	
12:00 PM	160					160			160	
1:00 PM	128					128			128	
2:00 PM	115					115			115	
3:00 PM	101					101			101	
4:00 PM	86					86			86	
5:00 PM	63					63			63	
6:00 PM	59					59			59	
7:00 PM	39					39			39	
8:00 PM	45					45			45	
9:00 PM	68					68			68	
10:00 PM	69					69			69	
11:00 PM	66					66			66	
Day Total	2361					2361			2361	
% Weekday Average	78.8%									
% Week Average	78.5%					100.0%				
AM Peak Volume	5:00 AM 217					5:00 AM 217			5:00 AM 217	
PM Peak Volume	12:00 PM 160					12:00 PM 160			12:00 PM 160	
<i>Comments:</i> N/A										

LOCATION: Spangler Blvd (SE 24th Street) btwn S Miami Rd and Eisenhower Blvd
SPECIFIC LOCATION: 10 ft from
CITY/STATE: Fort Lauderdale, FL

QC JOB #: 11348614
DIRECTION: EB
DATE: Oct 07 2013 - Oct 11 2013

Start Time	Mon 07-Oct-13	Tue 08-Oct-13	Wed 09-Oct-13	Thu 10-Oct-13	Fri 11-Oct-13	Average Weekday Hourly Traffic		Average Weekday Profile
12:00 AM	33	39	71	54	46	49		
1:00 AM	20	30	38	38	35	32		
2:00 AM	37	44	58	57	50	49		
3:00 AM	48	64	72	59	58	60		
4:00 AM	114	138	123	127	144	129		
5:00 AM	217	259	221	258	247	240		
6:00 AM	190	193	194	207	210	199		
7:00 AM	198	212	218	271	206	221		
8:00 AM	158	205	191	257	200	202		
9:00 AM	132	136	240	198	154	172		
10:00 AM	114	152	152	202	162	156		
11:00 AM	101	120	146	214	136	143		
12:00 PM	160	134	162	229	164	170		
1:00 PM	128	171	172	206	178	171		
2:00 PM	115	126	154	136	137	134		
3:00 PM	101	121	134	143	135	127		
4:00 PM	86	118	107	115	104	106		
5:00 PM	63	73	72	94	89	78		
6:00 PM	59	70	90	64	74	71		
7:00 PM	39	66	57	50	76	58		
8:00 PM	45	85	60	62	64	63		
9:00 PM	68	95	44	50	94	70		
10:00 PM	69	91	70	65	140	87		
11:00 PM	66	82	85	58	119	82		
Day Total	2361	2824	2931	3214	3022	2869		
% Weekday Average	82.3%	98.4%	102.2%	112.0%	105.3%			
% Week Average								
AM Peak Volume	5:00 AM 217	5:00 AM 259	9:00 AM 240	7:00 AM 271	5:00 AM 247	5:00 AM 240		
PM Peak Volume	12:00 PM 160	1:00 PM 171	1:00 PM 172	12:00 PM 229	1:00 PM 178	1:00 PM 171		

Comments: N/A

SUMMARY - Tube Count - Volume Data (Weekend)

LOCATION: Spangler Blvd (SE 24th Street) btwn S Miami Rd and Eisenhower Blvd SPECIFIC LOCATION: 10 ft from CITY/STATE: Fort Lauderdale, FL				QC JOB #: 11348614 DIRECTION: EB DATE: Oct 12 2013 - Oct 13 2013		
Start Time			Sat 12-Oct-13	Sun 13-Oct-13	Average Weekend Hourly Traffic	Average Weekend Profile
12:00 AM			114	30	72	
1:00 AM			81	20	51	
2:00 AM			64	35	50	
3:00 AM			137	121	129	
4:00 AM			130	123	127	
5:00 AM			259	377	318	
6:00 AM			189	208	199	
7:00 AM			233	170	202	
8:00 AM			198	152	175	
9:00 AM			222	183	203	
10:00 AM			222	197	210	
11:00 AM			264	236	250	
12:00 PM			244	282	263	
1:00 PM			184	195	190	
2:00 PM			121	143	132	
3:00 PM			104	103	104	
4:00 PM			63	40	52	
5:00 PM			55	44	50	
6:00 PM			40	50	45	
7:00 PM			34	36	35	
8:00 PM			39	33	36	
9:00 PM			43	50	47	
10:00 PM			38	66	52	
11:00 PM			32	53	43	
Day Total			3110	2947	3035	
% Weekday Average						
% Week Average			102.5%	97.1%		
AM Peak			11:00 AM	5:00 AM	5:00 AM	
Volume			264	377	318	
PM Peak			12:00 PM	12:00 PM	12:00 PM	
Volume			244	282	263	
<i>Comments:</i> N/A						

LOCATION: Spangler Blvd (SE 24th Street) btwn S Miami Rd and Eisenhower Blvd
SPECIFIC LOCATION: 10 ft from
CITY/STATE: Fort Lauderdale, FL

QC JOB #: 11348614
DIRECTION: EB
DATE: Oct 07 2013 - Oct 13 2013

Start Time	Mon 07-Oct-13	Tue 08-Oct-13	Wed 09-Oct-13	Thu 10-Oct-13	Fri 11-Oct-13	Average Weekday Hourly Traffic	Sat 12-Oct-13	Sun 13-Oct-13	Average Week Hourly Traffic	Average Week Profile
12:00 AM	33	39	71	54	46	49	114	30	55	
1:00 AM	20	30	38	38	35	32	81	20	37	
2:00 AM	37	44	58	57	50	49	64	35	49	
3:00 AM	48	64	72	59	58	60	137	121	80	
4:00 AM	114	138	123	127	144	129	130	123	128	
5:00 AM	217	259	221	258	247	240	259	377	263	
6:00 AM	190	193	194	207	210	199	189	208	199	
7:00 AM	198	212	218	271	206	221	233	170	215	
8:00 AM	158	205	191	257	200	202	198	152	194	
9:00 AM	132	136	240	198	154	172	222	183	181	
10:00 AM	114	152	152	202	162	156	222	197	172	
11:00 AM	101	120	146	214	136	143	264	236	174	
12:00 PM	160	134	162	229	164	170	244	282	196	
1:00 PM	128	171	172	206	178	171	184	195	176	
2:00 PM	115	126	154	136	137	134	121	143	133	
3:00 PM	101	121	134	143	135	127	104	103	120	
4:00 PM	86	118	107	115	104	106	63	40	90	
5:00 PM	63	73	72	94	89	78	55	44	70	
6:00 PM	59	70	90	64	74	71	40	50	64	
7:00 PM	39	66	57	50	76	58	34	36	51	
8:00 PM	45	85	60	62	64	63	39	33	55	
9:00 PM	68	95	44	50	94	70	43	50	63	
10:00 PM	69	91	70	65	140	87	38	66	77	
11:00 PM	66	82	85	58	119	82	32	53	71	
Day Total	2361	2824	2931	3214	3022	2869	3110	2947	2913	
% Weekday Average	82.3%	98.4%	102.2%	112.0%	105.3%					
% Week Average	81.1%	96.9%	100.6%	110.3%	103.7%	98.5%	106.8%	101.2%		
AM Peak Volume	5:00 AM 217	5:00 AM 259	9:00 AM 240	7:00 AM 271	5:00 AM 247	5:00 AM 240	11:00 AM 264	5:00 AM 377	5:00 AM 263	
PM Peak Volume	12:00 PM 160	1:00 PM 171	1:00 PM 172	12:00 PM 229	1:00 PM 178	1:00 PM 171	12:00 PM 244	12:00 PM 282	12:00 PM 196	

Comments: N/A

LOCATION: Spangler Blvd (SE 24th Street) btwn S Miami Rd and Eisenhower Blvd SPECIFIC LOCATION: 10 ft from CITY/STATE: Fort Lauderdale, FL										QC JOB #: 11348614 DIRECTION: WB DATE: Oct 08 2013 - Oct 13 2013
Start Time	Mon 08-Oct-13	Tue 09-Oct-13	Wed 10-Oct-13	Thu 11-Oct-13	Fri 11-Oct-13	Average Weekday Hourly Traffic	Sat 12-Oct-13	Sun 13-Oct-13	Average Week Hourly Traffic	Average Week Profile
12:00 AM		41	80	66	42	57	55	31	53	
1:00 AM		23	54	38	26	35	53	13	35	
2:00 AM		27	31	23	21	26	53	11	28	
3:00 AM		23	48	28	32	33	33	17	30	
4:00 AM		42	58	59	45	51	59	28	49	
5:00 AM		74	69	66	69	70	60	51	65	
6:00 AM		86	64	71	99	80	120	128	95	
7:00 AM		77	103	102	106	97	175	221	131	
8:00 AM		81	78	149	82	98	227	296	152	
9:00 AM		85	111	130	78	101	309	314	171	
10:00 AM		88	129	184	79	120	334	388	200	
11:00 AM		133	155	257	111	164	417	441	252	
12:00 PM		168	149	278	145	185	373	441	259	
1:00 PM		104	137	162	158	140	273	285	187	
2:00 PM		135	122	161	138	139	199	241	166	
3:00 PM		117	152	167	152	147	154	164	151	
4:00 PM		140	176	178	151	161	182	173	167	
5:00 PM		128	149	156	111	136	92	121	126	
6:00 PM		79	100	72	74	81	55	50	72	
7:00 PM		74	69	46	26	54	39	26	47	
8:00 PM		54	57	33	26	43	31	24	38	
9:00 PM		67	61	42	32	51	34	85	54	
10:00 PM		110	76	45	49	70	48	91	70	
11:00 PM		90	54	42	69	64	25	35	53	
Day Total		2046	2282	2555	1921	2203	3400	3675	2651	
% Weekday Average		92.9%	103.6%	116.0%	87.2%					
% Week Average		77.2%	86.1%	96.4%	72.5%	83.1%	128.3%	138.6%		
AM Peak Volume		11:00 AM 133	11:00 AM 155	11:00 AM 257	11:00 AM 111	11:00 AM 164	11:00 AM 417	11:00 AM 441	11:00 AM 252	
PM Peak Volume		12:00 PM 168	4:00 PM 176	12:00 PM 278	1:00 PM 158	12:00 PM 185	12:00 PM 373	12:00 PM 441	12:00 PM 259	
<i>Comments:</i> N/A										

LOCATION: Spangler Blvd (SE 24th Street) btwn S Miami Rd and Eisenhower Blvd SPECIFIC LOCATION: 10 ft from CITY/STATE: Fort Lauderdale, FL							QC JOB #: 11348614 DIRECTION: WB DATE: Oct 14 2013 - Oct 14 2013			
Start Time	Mon 14-Oct-13	Tue	Wed	Thu	Fri	Average Weekday Hourly Traffic	Sat	Sun	Average Week Hourly Traffic	Average Week Profile
12:00 AM	39					39			39	
1:00 AM	13					13			13	
2:00 AM	23					23			23	
3:00 AM	19					19			19	
4:00 AM	33					33			33	
5:00 AM	67					67			67	
6:00 AM	100					100			100	
7:00 AM	74					74			74	
8:00 AM	84					84			84	
9:00 AM	56					56			56	
10:00 AM	80					80			80	
11:00 AM	92					92			92	
12:00 PM	142					142			142	
1:00 PM	96					96			96	
2:00 PM	105					105			105	
3:00 PM	95					95			95	
4:00 PM	140					140			140	
5:00 PM	103					103			103	
6:00 PM	53					53			53	
7:00 PM	35					35			35	
8:00 PM	23					23			23	
9:00 PM	36					36			36	
10:00 PM	72					72			72	
11:00 PM	46					46			46	
Day Total	1626					1626			1626	
% Weekday Average	73.8%									
% Week Average	61.3%					100.0%				
AM Peak	6:00 AM					6:00 AM			6:00 AM	
Volume	100					100			100	
PM Peak	12:00 PM					12:00 PM			12:00 PM	
Volume	142					142			142	
Comments: N/A										

LOCATION: Spangler Blvd (SE 24th Street) btwn S Miami Rd and Eisenhower Blvd SPECIFIC LOCATION: 10 ft from CITY/STATE: Fort Lauderdale, FL						QC JOB #: 11348614 DIRECTION: WB DATE: Oct 07 2013 - Oct 11 2013		
Start Time	Mon 07-Oct-13	Tue 08-Oct-13	Wed 09-Oct-13	Thu 10-Oct-13	Fri 11-Oct-13	Average Weekday Hourly Traffic		Average Weekday Profile
12:00 AM	39	41	80	66	42	54		
1:00 AM	13	23	54	38	26	31		
2:00 AM	23	27	31	23	21	25		
3:00 AM	19	23	48	28	32	30		
4:00 AM	33	42	58	59	45	47		
5:00 AM	67	74	69	66	69	69		
6:00 AM	100	86	64	71	99	84		
7:00 AM	74	77	103	102	106	92		
8:00 AM	84	81	78	149	82	95		
9:00 AM	56	85	111	130	78	92		
10:00 AM	80	88	129	184	79	112		
11:00 AM	92	133	155	257	111	150		
12:00 PM	142	168	149	278	145	176		
1:00 PM	96	104	137	162	158	131		
2:00 PM	105	135	122	161	138	132		
3:00 PM	95	117	152	167	152	137		
4:00 PM	140	140	176	178	151	157		
5:00 PM	103	128	149	156	111	129		
6:00 PM	53	79	100	72	74	76		
7:00 PM	35	74	69	46	26	50		
8:00 PM	23	54	57	33	26	39		
9:00 PM	36	67	61	42	32	48		
10:00 PM	72	110	76	45	49	70		
11:00 PM	46	90	54	42	69	60		
Day Total	1626	2046	2282	2555	1921	2086		
% Weekday Average	77.9%	98.1%	109.4%	122.5%	92.1%			
% Week Average								
AM Peak Volume	6:00 AM 100	11:00 AM 133	11:00 AM 155	11:00 AM 257	11:00 AM 111	11:00 AM 150		
PM Peak Volume	12:00 PM 142	12:00 PM 168	4:00 PM 176	12:00 PM 278	1:00 PM 158	12:00 PM 176		
Comments: N/A								

SUMMARY - Tube Count - Volume Data (Weekend)

LOCATION: Spangler Blvd (SE 24th Street) btwn S Miami Rd and Eisenhower Blvd SPECIFIC LOCATION: 10 ft from CITY/STATE: Fort Lauderdale, FL				QC JOB #: 11348614 DIRECTION: WB DATE: Oct 12 2013 - Oct 13 2013		
Start Time			Sat 12-Oct-13	Sun 13-Oct-13	Average Weekend Hourly Traffic	Average Weekend Profile
12:00 AM			55	31	43	
1:00 AM			53	13	33	
2:00 AM			53	11	32	
3:00 AM			33	17	25	
4:00 AM			59	28	44	
5:00 AM			60	51	56	
6:00 AM			120	128	124	
7:00 AM			175	221	198	
8:00 AM			227	296	262	
9:00 AM			309	314	312	
10:00 AM			334	388	361	
11:00 AM			417	441	429	
12:00 PM			373	441	407	
1:00 PM			273	285	279	
2:00 PM			199	241	220	
3:00 PM			154	164	159	
4:00 PM			182	173	178	
5:00 PM			92	121	107	
6:00 PM			55	50	53	
7:00 PM			39	26	33	
8:00 PM			31	24	28	
9:00 PM			34	85	60	
10:00 PM			48	91	70	
11:00 PM			25	35	30	
Day Total			3400	3675	3543	
% Weekday Average						
% Week Average			96.0%	103.7%		
AM Peak			11:00 AM	11:00 AM	11:00 AM	
Volume			417	441	429	
PM Peak			12:00 PM	12:00 PM	12:00 PM	
Volume			373	441	407	
Comments: N/A						

LOCATION: Spangler Blvd (SE 24th Street) btwn S Miami Rd and Eisenhower Blvd SPECIFIC LOCATION: 10 ft from CITY/STATE: Fort Lauderdale, FL										QC JOB #: 11348614 DIRECTION: WB DATE: Oct 07 2013 - Oct 13 2013
Start Time	Mon 07-Oct-13	Tue 08-Oct-13	Wed 09-Oct-13	Thu 10-Oct-13	Fri 11-Oct-13	Average Weekday Hourly Traffic	Sat 12-Oct-13	Sun 13-Oct-13	Average Week Hourly Traffic	Average Week Profile
12:00 AM	39	41	80	66	42	54	55	31	51	
1:00 AM	13	23	54	38	26	31	53	13	31	
2:00 AM	23	27	31	23	21	25	53	11	27	
3:00 AM	19	23	48	28	32	30	33	17	29	
4:00 AM	33	42	58	59	45	47	59	28	46	
5:00 AM	67	74	69	66	69	69	60	51	65	
6:00 AM	100	86	64	71	99	84	120	128	95	
7:00 AM	74	77	103	102	106	92	175	221	123	
8:00 AM	84	81	78	149	82	95	227	296	142	
9:00 AM	56	85	111	130	78	92	309	314	155	
10:00 AM	80	88	129	184	79	112	334	388	183	
11:00 AM	92	133	155	257	111	150	417	441	229	
12:00 PM	142	168	149	278	145	176	373	441	242	
1:00 PM	96	104	137	162	158	131	273	285	174	
2:00 PM	105	135	122	161	138	132	199	241	157	
3:00 PM	95	117	152	167	152	137	154	164	143	
4:00 PM	140	140	176	178	151	157	182	173	163	
5:00 PM	103	128	149	156	111	129	92	121	123	
6:00 PM	53	79	100	72	74	76	55	50	69	
7:00 PM	35	74	69	46	26	50	39	26	45	
8:00 PM	23	54	57	33	26	39	31	24	35	
9:00 PM	36	67	61	42	32	48	34	85	51	
10:00 PM	72	110	76	45	49	70	48	91	70	
11:00 PM	46	90	54	42	69	60	25	35	52	
Day Total	1626	2046	2282	2555	1921	2086	3400	3675	2500	
% Weekday Average	77.9%	98.1%	109.4%	122.5%	92.1%					
% Week Average	65.0%	81.8%	91.3%	102.2%	76.8%	83.4%	136.0%	147.0%		
AM Peak Volume	6:00 AM 100	11:00 AM 133	11:00 AM 155	11:00 AM 257	11:00 AM 111	11:00 AM 150	11:00 AM 417	11:00 AM 441	11:00 AM 229	
PM Peak Volume	12:00 PM 142	12:00 PM 168	4:00 PM 176	12:00 PM 278	1:00 PM 158	12:00 PM 176	12:00 PM 373	12:00 PM 441	12:00 PM 242	
<i>Comments:</i> N/A										

LOCATION: Eisenhower Blvd btwn Spangler Blvd (SE 24th St) and Eller Dr SPECIFIC LOCATION: 10 ft from CITY/STATE: Fort Lauderdale, FL										QC JOB #: 11348615 DIRECTION: NB DATE: Oct 08 2013 - Oct 13 2013
Start Time	Mon 08-Oct-13	Tue 09-Oct-13	Wed 10-Oct-13	Thu 10-Oct-13	Fri 11-Oct-13	Average Weekday Hourly Traffic	Sat 12-Oct-13	Sun 13-Oct-13	Average Week Hourly Traffic	Average Week Profile
12:00 AM		4	0	0	12	4	13	11	7	
1:00 AM		8	0	0	20	7	10	6	7	
2:00 AM		12	0	0	12	6	11	13	8	
3:00 AM		10	0	0	7	4	20	13	8	
4:00 AM		38	0	0	49	22	32	33	25	
5:00 AM		108	0	0	98	52	202	256	111	
6:00 AM		53	0	0	66	30	136	160	69	
7:00 AM		133	0	0	114	62	174	143	94	
8:00 AM		136	0	147	154	109	166	193	133	
9:00 AM		190	0	101	119	103	242	240	149	
10:00 AM		129	0	139	109	94	269	342	165	
11:00 AM		140	0	160	132	108	353	411	199	
12:00 PM		217	0	208	192	154	378	451	241	
1:00 PM		50	0	223	215	122	226	329	174	
2:00 PM		0	0	141	142	71	186	246	119	
3:00 PM		0	0	111	111	56	113	126	77	
4:00 PM		0	0	106	112	55	81	84	64	
5:00 PM		0	0	108	86	49	58	71	54	
6:00 PM		0	23	49	49	30	28	21	28	
7:00 PM		0	38	28	33	25	15	19	22	
8:00 PM		0	13	21	22	14	20	14	15	
9:00 PM		0	21	13	21	14	21	20	16	
10:00 PM		0	12	17	37	17	13	15	16	
11:00 PM		0	24	20	31	19	14	20	18	
Day Total		1228	131	1592	1943	1227	2781	3237	1819	
% Weekday Average		100.1%	10.7%	129.7%	158.4%					
% Week Average		67.5%	7.2%	87.5%	106.8%	67.5%	152.9%	178.0%		
AM Peak		9:00 AM	12:00 AM	11:00 AM	8:00 AM	8:00 AM	11:00 AM	11:00 AM	11:00 AM	
Volume		190	0	160	154	109	353	411	199	
PM Peak		12:00 PM	7:00 PM	1:00 PM	1:00 PM	12:00 PM	12:00 PM	12:00 PM	12:00 PM	
Volume		217	38	223	215	154	378	451	241	
<i>Comments:</i> N/A										

LOCATION: Eisenhower Blvd btwn Spangler Blvd (SE 24th St) and Eller Dr SPECIFIC LOCATION: 10 ft from CITY/STATE: Fort Lauderdale, FL							QC JOB #: 11348615 DIRECTION: NB DATE: Oct 14 2013 - Oct 14 2013			
Start Time	Mon 14-Oct-13	Tue	Wed	Thu	Fri	Average Weekday Hourly Traffic	Sat	Sun	Average Week Hourly Traffic	Average Week Profile
12:00 AM	8					8			8	
1:00 AM	9					9			9	
2:00 AM	7					7			7	
3:00 AM	15					15			15	
4:00 AM	26					26			26	
5:00 AM	99					99			99	
6:00 AM	60					60			60	
7:00 AM	101					101			101	
8:00 AM	147					147			147	
9:00 AM	101					101			101	
10:00 AM	96					96			96	
11:00 AM	113					113			113	
12:00 PM	173					173			173	
1:00 PM	192					192			192	
2:00 PM	124					124			124	
3:00 PM	111					111			111	
4:00 PM	94					94			94	
5:00 PM	64					64			64	
6:00 PM	25					25			25	
7:00 PM	20					20			20	
8:00 PM	11					11			11	
9:00 PM	23					23			23	
10:00 PM	17					17			17	
11:00 PM	35					35			35	
Day Total	1671					1671			1671	
% Weekday Average	136.2%									
% Week Average	91.9%					100.0%				
AM Peak	8:00 AM					8:00 AM			8:00 AM	
Volume	147					147			147	
PM Peak	1:00 PM					1:00 PM			1:00 PM	
Volume	192					192			192	
Comments: N/A										

LOCATION: Eisenhower Blvd btwn Spangler Blvd (SE 24th St) and Eller Dr
SPECIFIC LOCATION: 10 ft from
CITY/STATE: Fort Lauderdale, FL

QC JOB #: 11348615
DIRECTION: NB
DATE: Oct 07 2013 - Oct 11 2013

Start Time	Mon 07-Oct-13	Tue 08-Oct-13	Wed 09-Oct-13	Thu 10-Oct-13	Fri 11-Oct-13	Average Weekday Hourly Traffic		Average Weekday Profile
12:00 AM	8	4	0	0	12	5		
1:00 AM	9	8	0	0	20	7		
2:00 AM	7	12	0	0	12	6		
3:00 AM	15	10	0	0	7	6		
4:00 AM	26	38	0	0	49	23		
5:00 AM	99	108	0	0	98	61		
6:00 AM	60	53	0	0	66	36		
7:00 AM	101	133	0	0	114	70		
8:00 AM	147	136	0	147	154	117		
9:00 AM	101	190	0	101	119	102		
10:00 AM	96	129	0	139	109	95		
11:00 AM	113	140	0	160	132	109		
12:00 PM	173	217	0	208	192	158		
1:00 PM	192	50	0	223	215	136		
2:00 PM	124	0	0	141	142	81		
3:00 PM	111	0	0	111	111	67		
4:00 PM	94	0	0	106	112	62		
5:00 PM	64	0	0	108	86	52		
6:00 PM	25	0	23	49	49	29		
7:00 PM	20	0	38	28	33	24		
8:00 PM	11	0	13	21	22	13		
9:00 PM	23	0	21	13	21	16		
10:00 PM	17	0	12	17	37	17		
11:00 PM	35	0	24	20	31	22		
Day Total	1671	1228	131	1592	1943	1314		
% Weekday Average	127.2%	93.5%	10.0%	121.2%	147.9%			
% Week Average								
AM Peak Volume	8:00 AM 147	9:00 AM 190	12:00 AM 0	11:00 AM 160	8:00 AM 154	8:00 AM 117		
PM Peak Volume	1:00 PM 192	12:00 PM 217	7:00 PM 38	1:00 PM 223	1:00 PM 215	12:00 PM 158		

Comments: N/A

SUMMARY - Tube Count - Volume Data (Weekend)

LOCATION: Eisenhower Blvd btwn Spangler Blvd (SE 24th St) and Eller Dr SPECIFIC LOCATION: 10 ft from CITY/STATE: Fort Lauderdale, FL				QC JOB #: 11348615 DIRECTION: NB DATE: Oct 12 2013 - Oct 13 2013		
Start Time			Sat 12-Oct-13	Sun 13-Oct-13	Average Weekend Hourly Traffic	Average Weekend Profile
12:00 AM			13	11	12	
1:00 AM			10	6	8	
2:00 AM			11	13	12	
3:00 AM			20	13	17	
4:00 AM			32	33	33	
5:00 AM			202	256	229	
6:00 AM			136	160	148	
7:00 AM			174	143	159	
8:00 AM			166	193	180	
9:00 AM			242	240	241	
10:00 AM			269	342	306	
11:00 AM			353	411	382	
12:00 PM			378	451	415	
1:00 PM			226	329	278	
2:00 PM			186	246	216	
3:00 PM			113	126	120	
4:00 PM			81	84	83	
5:00 PM			58	71	65	
6:00 PM			28	21	25	
7:00 PM			15	19	17	
8:00 PM			20	14	17	
9:00 PM			21	20	21	
10:00 PM			13	15	14	
11:00 PM			14	20	17	
Day Total			2781	3237	3015	
% Weekday Average						
% Week Average			92.2%	107.4%		
AM Peak Volume			11:00 AM 353	11:00 AM 411	11:00 AM 382	
PM Peak Volume			12:00 PM 378	12:00 PM 451	12:00 PM 415	
<i>Comments:</i> N/A						

LOCATION: Eisenhower Blvd btwn Spangler Blvd (SE 24th St) and Eller Dr
SPECIFIC LOCATION: 10 ft from
CITY/STATE: Fort Lauderdale, FL

QC JOB #: 11348615
DIRECTION: NB
DATE: Oct 07 2013 - Oct 13 2013

Start Time	Mon 07-Oct-13	Tue 08-Oct-13	Wed 09-Oct-13	Thu 10-Oct-13	Fri 11-Oct-13	Average Weekday Hourly Traffic	Sat 12-Oct-13	Sun 13-Oct-13	Average Week Hourly Traffic	Average Week Profile
12:00 AM	8	4	0	0	12	5	13	11	7	
1:00 AM	9	8	0	0	20	7	10	6	8	
2:00 AM	7	12	0	0	12	6	11	13	8	
3:00 AM	15	10	0	0	7	6	20	13	9	
4:00 AM	26	38	0	0	49	23	32	33	25	
5:00 AM	99	108	0	0	98	61	202	256	109	
6:00 AM	60	53	0	0	66	36	136	160	68	
7:00 AM	101	133	0	0	114	70	174	143	95	
8:00 AM	147	136	0	147	154	117	166	193	135	
9:00 AM	101	190	0	101	119	102	242	240	142	
10:00 AM	96	129	0	139	109	95	269	342	155	
11:00 AM	113	140	0	160	132	109	353	411	187	
12:00 PM	173	217	0	208	192	158	378	451	231	
1:00 PM	192	50	0	223	215	136	226	329	176	
2:00 PM	124	0	0	141	142	81	186	246	120	
3:00 PM	111	0	0	111	111	67	113	126	82	
4:00 PM	94	0	0	106	112	62	81	84	68	
5:00 PM	64	0	0	108	86	52	58	71	55	
6:00 PM	25	0	23	49	49	29	28	21	28	
7:00 PM	20	0	38	28	33	24	15	19	22	
8:00 PM	11	0	13	21	22	13	20	14	14	
9:00 PM	23	0	21	13	21	16	21	20	17	
10:00 PM	17	0	12	17	37	17	13	15	16	
11:00 PM	35	0	24	20	31	22	14	20	21	
Day Total	1671	1228	131	1592	1943	1314	2781	3237	1798	
% Weekday Average	127.2%	93.5%	10.0%	121.2%	147.9%					
% Week Average	92.9%	68.3%	7.3%	88.5%	108.1%	73.1%	154.7%	180.0%		
AM Peak Volume	8:00 AM 147	9:00 AM 190	12:00 AM 0	11:00 AM 160	8:00 AM 154	8:00 AM 117	11:00 AM 353	11:00 AM 411	11:00 AM 187	
PM Peak Volume	1:00 PM 192	12:00 PM 217	7:00 PM 38	1:00 PM 223	1:00 PM 215	12:00 PM 158	12:00 PM 378	12:00 PM 451	12:00 PM 231	

Comments: N/A

LOCATION: Eisenhower Blvd btwn Spangler Blvd (SE 24th St) and Eller Dr SPECIFIC LOCATION: 10 ft from CITY/STATE: Fort Lauderdale, FL										QC JOB #: 11348615 DIRECTION: SB DATE: Oct 08 2013 - Oct 13 2013
Start Time	Mon 08-Oct-13	Tue 09-Oct-13	Wed 10-Oct-13	Thu 11-Oct-13	Fri 11-Oct-13	Average Weekday Hourly Traffic	Sat 12-Oct-13	Sun 13-Oct-13	Average Week Hourly Traffic	Average Week Profile
12:00 AM		14	33	46	18	28	38	17	28	
1:00 AM		11	18	19	21	17	53	7	22	
2:00 AM		6	3	8	11	7	47	9	14	
3:00 AM		8	12	11	13	11	25	9	13	
4:00 AM		18	18	48	35	30	20	13	25	
5:00 AM		13	22	39	26	25	27	42	28	
6:00 AM		63	43	76	79	65	158	175	99	
7:00 AM		96	117	140	102	114	256	379	182	
8:00 AM		109	143	157	115	131	362	419	218	
9:00 AM		117	145	137	133	133	445	478	243	
10:00 AM		115	120	187	92	129	470	568	259	
11:00 AM		202	171	247	163	196	560	664	335	
12:00 PM		182	169	289	176	204	440	597	309	
1:00 PM		128	137	193	196	164	308	381	224	
2:00 PM		128	122	120	155	131	221	313	177	
3:00 PM		111	115	101	128	114	135	176	128	
4:00 PM		87	100	96	103	97	85	79	92	
5:00 PM		98	101	86	117	101	26	45	79	
6:00 PM		54	58	59	57	57	31	23	47	
7:00 PM		37	27	36	41	35	15	13	28	
8:00 PM		33	26	21	31	28	20	22	26	
9:00 PM		21	22	19	39	25	21	27	25	
10:00 PM		34	64	39	50	47	46	17	42	
11:00 PM		60	30	25	64	45	19	15	36	
Day Total		1745	1816	2199	1965	1934	3828	4488	2679	
% Weekday Average		90.2%	93.9%	113.7%	101.6%					
% Week Average		65.1%	67.8%	82.1%	73.3%	72.2%	142.9%	167.5%		
AM Peak Volume		11:00 AM 202	11:00 AM 171	11:00 AM 247	11:00 AM 163	11:00 AM 196	11:00 AM 560	11:00 AM 664	11:00 AM 335	
PM Peak Volume		12:00 PM 182	12:00 PM 169	12:00 PM 289	1:00 PM 196	12:00 PM 204	12:00 PM 440	12:00 PM 597	12:00 PM 309	
<i>Comments:</i> N/A										

LOCATION: Eisenhower Blvd btwn Spangler Blvd (SE 24th St) and Eller Dr SPECIFIC LOCATION: 10 ft from CITY/STATE: Fort Lauderdale, FL							QC JOB #: 11348615 DIRECTION: SB DATE: Oct 14 2013 - Oct 14 2013			
Start Time	Mon 14-Oct-13	Tue	Wed	Thu	Fri	Average Weekday Hourly Traffic	Sat	Sun	Average Week Hourly Traffic	Average Week Profile
12:00 AM	15					15			15	
1:00 AM	9					9			9	
2:00 AM	8					8			8	
3:00 AM	11					11			11	
4:00 AM	13					13			13	
5:00 AM	19					19			19	
6:00 AM	78					78			78	
7:00 AM	123					123			123	
8:00 AM	107					107			107	
9:00 AM	77					77			77	
10:00 AM	120					120			120	
11:00 AM	152					152			152	
12:00 PM	169					169			169	
1:00 PM	140					140			140	
2:00 PM	117					117			117	
3:00 PM	88					88			88	
4:00 PM	82					82			82	
5:00 PM	69					69			69	
6:00 PM	51					51			51	
7:00 PM	28					28			28	
8:00 PM	20					20			20	
9:00 PM	28					28			28	
10:00 PM	43					43			43	
11:00 PM	26					26			26	
Day Total	1593					1593			1593	
% Weekday Average	82.4%									
% Week Average	59.5%					100.0%				
AM Peak	11:00 AM					11:00 AM			11:00 AM	
Volume	152					152			152	
PM Peak	12:00 PM					12:00 PM			12:00 PM	
Volume	169					169			169	
<i>Comments:</i> N/A										

LOCATION: Eisenhower Blvd btwn Spangler Blvd (SE 24th St) and Eller Dr
SPECIFIC LOCATION: 10 ft from
CITY/STATE: Fort Lauderdale, FL

QC JOB #: 11348615
DIRECTION: SB
DATE: Oct 07 2013 - Oct 11 2013

Start Time	Mon 07-Oct-13	Tue 08-Oct-13	Wed 09-Oct-13	Thu 10-Oct-13	Fri 11-Oct-13	Average Weekday Hourly Traffic		Average Weekday Profile
12:00 AM	15	14	33	46	18	25		
1:00 AM	9	11	18	19	21	16		
2:00 AM	8	6	3	8	11	7		
3:00 AM	11	8	12	11	13	11		
4:00 AM	13	18	18	48	35	26		
5:00 AM	19	13	22	39	26	24		
6:00 AM	78	63	43	76	79	68		
7:00 AM	123	96	117	140	102	116		
8:00 AM	107	109	143	157	115	126		
9:00 AM	77	117	145	137	133	122		
10:00 AM	120	115	120	187	92	127		
11:00 AM	152	202	171	247	163	187		
12:00 PM	169	182	169	289	176	197		
1:00 PM	140	128	137	193	196	159		
2:00 PM	117	128	122	120	155	128		
3:00 PM	88	111	115	101	128	109		
4:00 PM	82	87	100	96	103	94		
5:00 PM	69	98	101	86	117	94		
6:00 PM	51	54	58	59	57	56		
7:00 PM	28	37	27	36	41	34		
8:00 PM	20	33	26	21	31	26		
9:00 PM	28	21	22	19	39	26		
10:00 PM	43	34	64	39	50	46		
11:00 PM	26	60	30	25	64	41		
Day Total	1593	1745	1816	2199	1965	1865		
% Weekday Average	85.4%	93.6%	97.4%	117.9%	105.4%			
% Week Average								
AM Peak Volume	11:00 AM 152	11:00 AM 202	11:00 AM 171	11:00 AM 247	11:00 AM 163	11:00 AM 187		
PM Peak Volume	12:00 PM 169	12:00 PM 182	12:00 PM 169	12:00 PM 289	1:00 PM 196	12:00 PM 197		

Comments: N/A

SUMMARY - Tube Count - Volume Data (Weekend)

LOCATION: Eisenhower Blvd btwn Spangler Blvd (SE 24th St) and Eller Dr SPECIFIC LOCATION: 10 ft from CITY/STATE: Fort Lauderdale, FL				QC JOB #: 11348615 DIRECTION: SB DATE: Oct 12 2013 - Oct 13 2013		
Start Time			Sat 12-Oct-13	Sun 13-Oct-13	Average Weekend Hourly Traffic	Average Weekend Profile
12:00 AM			38	17	28	
1:00 AM			53	7	30	
2:00 AM			47	9	28	
3:00 AM			25	9	17	
4:00 AM			20	13	17	
5:00 AM			27	42	35	
6:00 AM			158	175	167	
7:00 AM			256	379	318	
8:00 AM			362	419	391	
9:00 AM			445	478	462	
10:00 AM			470	568	519	
11:00 AM			560	664	612	
12:00 PM			440	597	519	
1:00 PM			308	381	345	
2:00 PM			221	313	267	
3:00 PM			135	176	156	
4:00 PM			85	79	82	
5:00 PM			26	45	36	
6:00 PM			31	23	27	
7:00 PM			15	13	14	
8:00 PM			20	22	21	
9:00 PM			21	27	24	
10:00 PM			46	17	32	
11:00 PM			19	15	17	
Day Total			3828	4488	4164	
% Weekday Average						
% Week Average			91.9%	107.8%		
AM Peak Volume			11:00 AM 560	11:00 AM 664	11:00 AM 612	
PM Peak Volume			12:00 PM 440	12:00 PM 597	12:00 PM 519	
<i>Comments:</i> N/A						

LOCATION: Eisenhower Blvd btwn Spangler Blvd (SE 24th St) and Eller Dr
SPECIFIC LOCATION: 10 ft from
CITY/STATE: Fort Lauderdale, FL

QC JOB #: 11348615
DIRECTION: SB
DATE: Oct 07 2013 - Oct 13 2013

Start Time	Mon 07-Oct-13	Tue 08-Oct-13	Wed 09-Oct-13	Thu 10-Oct-13	Fri 11-Oct-13	Average Weekday Hourly Traffic	Sat 12-Oct-13	Sun 13-Oct-13	Average Week Hourly Traffic	Average Week Profile
12:00 AM	15	14	33	46	18	25	38	17	26	
1:00 AM	9	11	18	19	21	16	53	7	20	
2:00 AM	8	6	3	8	11	7	47	9	13	
3:00 AM	11	8	12	11	13	11	25	9	13	
4:00 AM	13	18	18	48	35	26	20	13	24	
5:00 AM	19	13	22	39	26	24	27	42	27	
6:00 AM	78	63	43	76	79	68	158	175	96	
7:00 AM	123	96	117	140	102	116	256	379	173	
8:00 AM	107	109	143	157	115	126	362	419	202	
9:00 AM	77	117	145	137	133	122	445	478	219	
10:00 AM	120	115	120	187	92	127	470	568	239	
11:00 AM	152	202	171	247	163	187	560	664	308	
12:00 PM	169	182	169	289	176	197	440	597	289	
1:00 PM	140	128	137	193	196	159	308	381	212	
2:00 PM	117	128	122	120	155	128	221	313	168	
3:00 PM	88	111	115	101	128	109	135	176	122	
4:00 PM	82	87	100	96	103	94	85	79	90	
5:00 PM	69	98	101	86	117	94	26	45	77	
6:00 PM	51	54	58	59	57	56	31	23	48	
7:00 PM	28	37	27	36	41	34	15	13	28	
8:00 PM	20	33	26	21	31	26	20	22	25	
9:00 PM	28	21	22	19	39	26	21	27	25	
10:00 PM	43	34	64	39	50	46	46	17	42	
11:00 PM	26	60	30	25	64	41	19	15	34	
Day Total	1593	1745	1816	2199	1965	1865	3828	4488	2520	
% Weekday Average	85.4%	93.6%	97.4%	117.9%	105.4%					
% Week Average	63.2%	69.2%	72.1%	87.3%	78.0%	74.0%	151.9%	178.1%		
AM Peak Volume	11:00 AM 152	11:00 AM 202	11:00 AM 171	11:00 AM 247	11:00 AM 163	11:00 AM 187	11:00 AM 560	11:00 AM 664	11:00 AM 308	
PM Peak Volume	12:00 PM 169	12:00 PM 182	12:00 PM 169	12:00 PM 289	1:00 PM 196	12:00 PM 197	12:00 PM 440	12:00 PM 597	12:00 PM 289	

Comments: N/A

LOCATION: Eller Dr btwn Eisenhower Blvd and McIntosh Rd
SPECIFIC LOCATION: 10 ft from
CITY/STATE: Fort Lauderdale, FL

QC JOB #: 11348616
DIRECTION: EB
DATE: Oct 08 2013 - Oct 13 2013

Start Time	Mon 08-Oct-13	Tue 09-Oct-13	Wed 10-Oct-13	Thu 11-Oct-13	Fri 11-Oct-13	Average Weekday Hourly Traffic	Sat 12-Oct-13	Sun 13-Oct-13	Average Week Hourly Traffic	Average Week Profile
12:00 AM		10	20	32	7	17	34	2	18	
1:00 AM		2	3	18	10	8	47	7	15	
2:00 AM		4	2	4	8	5	42	6	11	
3:00 AM		7	6	8	13	9	8	5	8	
4:00 AM		6	4	37	24	18	9	12	15	
5:00 AM		5	11	26	15	14	16	22	16	
6:00 AM		114	92	102	99	102	138	226	129	
7:00 AM		212	212	235	181	210	288	322	242	
8:00 AM		178	187	235	167	192	271	264	217	
9:00 AM		163	151	176	171	165	350	300	219	
10:00 AM		110	121	181	119	133	323	357	202	
11:00 AM		141	145	204	149	160	316	337	215	
12:00 PM		151	130	230	142	163	267	471	232	
1:00 PM		157	134	181	190	166	190	304	193	
2:00 PM		115	105	123	161	126	110	191	134	
3:00 PM		112	109	97	162	120	49	95	104	
4:00 PM		91	99	83	105	95	36	32	74	
5:00 PM		74	80	70	100	81	17	18	60	
6:00 PM		50	56	48	49	51	24	19	41	
7:00 PM		21	22	25	23	23	4	15	18	
8:00 PM		20	13	29	28	23	21	15	21	
9:00 PM		18	29	15	38	25	14	26	23	
10:00 PM		21	35	29	38	31	40	7	28	
11:00 PM		51	15	19	52	34	18	10	28	
Day Total		1833	1781	2207	2051	1971	2632	3063	2263	
% Weekday Average		93.0%	90.4%	112.0%	104.1%					
% Week Average		81.0%	78.7%	97.5%	90.6%	87.1%	116.3%	135.4%		
AM Peak		7:00 AM	7:00 AM	7:00 AM	7:00 AM	7:00 AM	9:00 AM	10:00 AM	7:00 AM	
Volume		212	212	235	181	210	350	357	242	
PM Peak		1:00 PM	1:00 PM	12:00 PM	1:00 PM	1:00 PM	12:00 PM	12:00 PM	12:00 PM	
Volume		157	134	230	190	166	267	471	232	

Comments: N/A

LOCATION: Eller Dr btwn Eisenhower Blvd and McIntosh Rd SPECIFIC LOCATION: 10 ft from CITY/STATE: Fort Lauderdale, FL							QC JOB #: 11348616 DIRECTION: EB DATE: Oct 14 2013 - Oct 14 2013			
Start Time	Mon 14-Oct-13	Tue	Wed	Thu	Fri	Average Weekday Hourly Traffic	Sat	Sun	Average Week Hourly Traffic	Average Week Profile
12:00 AM	4					4			4	
1:00 AM	9					9			9	
2:00 AM	8					8			8	
3:00 AM	5					5			5	
4:00 AM	8					8			8	
5:00 AM	9					9			9	
6:00 AM	104					104			104	
7:00 AM	214					214			214	
8:00 AM	188					188			188	
9:00 AM	106					106			106	
10:00 AM	126					126			126	
11:00 AM	128					128			128	
12:00 PM	124					124			124	
1:00 PM	122					122			122	
2:00 PM	105					105			105	
3:00 PM	92					92			92	
4:00 PM	74					74			74	
5:00 PM	53					53			53	
6:00 PM	42					42			42	
7:00 PM	14					14			14	
8:00 PM	16					16			16	
9:00 PM	16					16			16	
10:00 PM	37					37			37	
11:00 PM	19					19			19	
Day Total	1623					1623			1623	
% Weekday Average	82.3%									
% Week Average	71.7%					100.0%				
AM Peak Volume	7:00 AM 214					7:00 AM 214			7:00 AM 214	
PM Peak Volume	12:00 PM 124					12:00 PM 124			12:00 PM 124	
<i>Comments:</i> N/A										

LOCATION: Eller Dr btwn Eisenhower Blvd and McIntosh Rd
SPECIFIC LOCATION: 10 ft from
CITY/STATE: Fort Lauderdale, FL

QC JOB #: 11348616
DIRECTION: EB
DATE: Oct 07 2013 - Oct 11 2013

Start Time	Mon 07-Oct-13	Tue 08-Oct-13	Wed 09-Oct-13	Thu 10-Oct-13	Fri 11-Oct-13	Average Weekday Hourly Traffic		Average Weekday Profile
12:00 AM	4	10	20	32	7	15		
1:00 AM	9	2	3	18	10	8		
2:00 AM	8	4	2	4	8	5		
3:00 AM	5	7	6	8	13	8		
4:00 AM	8	6	4	37	24	16		
5:00 AM	9	5	11	26	15	13		
6:00 AM	104	114	92	102	99	102		
7:00 AM	214	212	212	235	181	211		
8:00 AM	188	178	187	235	167	191		
9:00 AM	106	163	151	176	171	153		
10:00 AM	126	110	121	181	119	131		
11:00 AM	128	141	145	204	149	153		
12:00 PM	124	151	130	230	142	155		
1:00 PM	122	157	134	181	190	157		
2:00 PM	105	115	105	123	161	122		
3:00 PM	92	112	109	97	162	114		
4:00 PM	74	91	99	83	105	90		
5:00 PM	53	74	80	70	100	75		
6:00 PM	42	50	56	48	49	49		
7:00 PM	14	21	22	25	23	21		
8:00 PM	16	20	13	29	28	21		
9:00 PM	16	18	29	15	38	23		
10:00 PM	37	21	35	29	38	32		
11:00 PM	19	51	15	19	52	31		
Day Total	1623	1833	1781	2207	2051	1896		
% Weekday Average	85.6%	96.7%	93.9%	116.4%	108.2%			
% Week Average								
AM Peak Volume	7:00 AM 214	7:00 AM 212	7:00 AM 212	7:00 AM 235	7:00 AM 181	7:00 AM 211		
PM Peak Volume	12:00 PM 124	1:00 PM 157	1:00 PM 134	12:00 PM 230	1:00 PM 190	1:00 PM 157		

Comments: N/A

SUMMARY - Tube Count - Volume Data (Weekend)

LOCATION: Eller Dr btwn Eisenhower Blvd and McIntosh Rd SPECIFIC LOCATION: 10 ft from CITY/STATE: Fort Lauderdale, FL				QC JOB #: 11348616 DIRECTION: EB DATE: Oct 12 2013 - Oct 13 2013		
Start Time			Sat 12-Oct-13	Sun 13-Oct-13	Average Weekend Hourly Traffic	Average Weekend Profile
12:00 AM			34	2	18	
1:00 AM			47	7	27	
2:00 AM			42	6	24	
3:00 AM			8	5	7	
4:00 AM			9	12	11	
5:00 AM			16	22	19	
6:00 AM			138	226	182	
7:00 AM			288	322	305	
8:00 AM			271	264	268	
9:00 AM			350	300	325	
10:00 AM			323	357	340	
11:00 AM			316	337	327	
12:00 PM			267	471	369	
1:00 PM			190	304	247	
2:00 PM			110	191	151	
3:00 PM			49	95	72	
4:00 PM			36	32	34	
5:00 PM			17	18	18	
6:00 PM			24	19	22	
7:00 PM			4	15	10	
8:00 PM			21	15	18	
9:00 PM			14	26	20	
10:00 PM			40	7	24	
11:00 PM			18	10	14	
Day Total			2632	3063	2852	
% Weekday Average						
% Week Average			92.3%	107.4%		
AM Peak Volume			9:00 AM 350	10:00 AM 357	10:00 AM 340	
PM Peak Volume			12:00 PM 267	12:00 PM 471	12:00 PM 369	
<i>Comments:</i> N/A						

LOCATION: Eller Dr btwn Eisenhower Blvd and McIntosh Rd
SPECIFIC LOCATION: 10 ft from
CITY/STATE: Fort Lauderdale, FL

QC JOB #: 11348616
DIRECTION: EB
DATE: Oct 07 2013 - Oct 13 2013

Start Time	Mon 07-Oct-13	Tue 08-Oct-13	Wed 09-Oct-13	Thu 10-Oct-13	Fri 11-Oct-13	Average Weekday Hourly Traffic	Sat 12-Oct-13	Sun 13-Oct-13	Average Week Hourly Traffic	Average Week Profile
12:00 AM	4	10	20	32	7	15	34	2	16	
1:00 AM	9	2	3	18	10	8	47	7	14	
2:00 AM	8	4	2	4	8	5	42	6	11	
3:00 AM	5	7	6	8	13	8	8	5	7	
4:00 AM	8	6	4	37	24	16	9	12	14	
5:00 AM	9	5	11	26	15	13	16	22	15	
6:00 AM	104	114	92	102	99	102	138	226	125	
7:00 AM	214	212	212	235	181	211	288	322	238	
8:00 AM	188	178	187	235	167	191	271	264	213	
9:00 AM	106	163	151	176	171	153	350	300	202	
10:00 AM	126	110	121	181	119	131	323	357	191	
11:00 AM	128	141	145	204	149	153	316	337	203	
12:00 PM	124	151	130	230	142	155	267	471	216	
1:00 PM	122	157	134	181	190	157	190	304	183	
2:00 PM	105	115	105	123	161	122	110	191	130	
3:00 PM	92	112	109	97	162	114	49	95	102	
4:00 PM	74	91	99	83	105	90	36	32	74	
5:00 PM	53	74	80	70	100	75	17	18	59	
6:00 PM	42	50	56	48	49	49	24	19	41	
7:00 PM	14	21	22	25	23	21	4	15	18	
8:00 PM	16	20	13	29	28	21	21	15	20	
9:00 PM	16	18	29	15	38	23	14	26	22	
10:00 PM	37	21	35	29	38	32	40	7	30	
11:00 PM	19	51	15	19	52	31	18	10	26	
Day Total	1623	1833	1781	2207	2051	1896	2632	3063	2170	
% Weekday Average	85.6%	96.7%	93.9%	116.4%	108.2%					
% Week Average	74.8%	84.5%	82.1%	101.7%	94.5%	87.4%	121.3%	141.2%		
AM Peak Volume	7:00 AM 214	7:00 AM 212	7:00 AM 212	7:00 AM 235	7:00 AM 181	7:00 AM 211	9:00 AM 350	10:00 AM 357	7:00 AM 238	
PM Peak Volume	12:00 PM 124	1:00 PM 157	1:00 PM 134	12:00 PM 230	1:00 PM 190	1:00 PM 157	12:00 PM 267	12:00 PM 471	12:00 PM 216	

Comments: N/A

LOCATION: Eller Dr btwn Eisenhower Blvd and McIntosh Rd SPECIFIC LOCATION: 10 ft from CITY/STATE: Fort Lauderdale, FL										QC JOB #: 11348616 DIRECTION: WB DATE: Oct 08 2013 - Oct 13 2013
Start Time	Mon 08-Oct-13	Tue 09-Oct-13	Wed 10-Oct-13	Thu 11-Oct-13	Fri 11-Oct-13	Average Weekday Hourly Traffic	Sat 12-Oct-13	Sun 13-Oct-13	Average Week Hourly Traffic	Average Week Profile
12:00 AM		8	6	12	14	10	9	4	9	
1:00 AM		2	4	7	10	6	11	4	6	
2:00 AM		5	2	2	5	4	9	9	5	
3:00 AM		5	8	2	4	5	6	9	6	
4:00 AM		15	13	17	18	16	14	7	14	
5:00 AM		80	81	85	84	83	43	33	68	
6:00 AM		47	37	41	59	46	39	70	49	
7:00 AM		87	80	90	77	84	59	110	84	
8:00 AM		113	103	119	120	114	113	181	125	
9:00 AM		114	120	118	116	117	111	198	130	
10:00 AM		128	110	144	126	127	137	223	145	
11:00 AM		138	146	153	158	149	161	216	162	
12:00 PM		134	132	183	175	156	194	274	182	
1:00 PM		167	129	174	170	160	113	223	163	
2:00 PM		158	163	138	154	153	132	226	162	
3:00 PM		129	150	128	172	145	111	215	151	
4:00 PM		208	195	214	218	209	136	181	192	
5:00 PM		193	189	189	152	181	62	98	147	
6:00 PM		78	77	72	75	76	23	13	56	
7:00 PM		43	37	51	29	40	12	15	31	
8:00 PM		21	38	17	16	23	19	14	21	
9:00 PM		15	28	19	26	22	12	15	19	
10:00 PM		7	12	14	31	16	12	9	14	
11:00 PM		7	9	9	14	10	7	9	9	
Day Total		1902	1869	1998	2023	1952	1545	2356	1950	
% Weekday Average		97.4%	95.7%	102.4%	103.6%					
% Week Average		97.5%	95.8%	102.5%	103.7%	100.1%	79.2%	120.8%		
AM Peak		11:00 AM	11:00 AM	11:00 AM	11:00 AM	11:00 AM	11:00 AM	10:00 AM	11:00 AM	
Volume		138	146	153	158	149	161	223	162	
PM Peak		4:00 PM	4:00 PM	4:00 PM	4:00 PM	4:00 PM	12:00 PM	12:00 PM	4:00 PM	
Volume		208	195	214	218	209	194	274	192	
<i>Comments:</i> N/A										

LOCATION: Eller Dr btwn Eisenhower Blvd and McIntosh Rd SPECIFIC LOCATION: 10 ft from CITY/STATE: Fort Lauderdale, FL							QC JOB #: 11348616 DIRECTION: WB DATE: Oct 14 2013 - Oct 14 2013			
Start Time	Mon 14-Oct-13	Tue	Wed	Thu	Fri	Average Weekday Hourly Traffic	Sat	Sun	Average Week Hourly Traffic	Average Week Profile
12:00 AM	5					5			5	
1:00 AM	10					10			10	
2:00 AM	5					5			5	
3:00 AM	10					10			10	
4:00 AM	10					10			10	
5:00 AM	64					64			64	
6:00 AM	38					38			38	
7:00 AM	68					68			68	
8:00 AM	96					96			96	
9:00 AM	104					104			104	
10:00 AM	106					106			106	
11:00 AM	124					124			124	
12:00 PM	114					114			114	
1:00 PM	145					145			145	
2:00 PM	137					137			137	
3:00 PM	147					147			147	
4:00 PM	179					179			179	
5:00 PM	174					174			174	
6:00 PM	53					53			53	
7:00 PM	28					28			28	
8:00 PM	13					13			13	
9:00 PM	11					11			11	
10:00 PM	15					15			15	
11:00 PM	25					25			25	
Day Total	1681					1681			1681	
% Weekday Average	86.1%									
% Week Average	86.2%					100.0%				
AM Peak	11:00 AM					11:00 AM			11:00 AM	
Volume	124					124			124	
PM Peak	4:00 PM					4:00 PM			4:00 PM	
Volume	179					179			179	
Comments: N/A										

LOCATION: Eller Dr btwn Eisenhower Blvd and McIntosh Rd
SPECIFIC LOCATION: 10 ft from
CITY/STATE: Fort Lauderdale, FL

QC JOB #: 11348616
DIRECTION: WB
DATE: Oct 07 2013 - Oct 11 2013

Start Time	Mon 07-Oct-13	Tue 08-Oct-13	Wed 09-Oct-13	Thu 10-Oct-13	Fri 11-Oct-13	Average Weekday Hourly Traffic		Average Weekday Profile
12:00 AM	5	8	6	12	14	9		
1:00 AM	10	2	4	7	10	7		
2:00 AM	5	5	2	2	5	4		
3:00 AM	10	5	8	2	4	6		
4:00 AM	10	15	13	17	18	15		
5:00 AM	64	80	81	85	84	79		
6:00 AM	38	47	37	41	59	44		
7:00 AM	68	87	80	90	77	80		
8:00 AM	96	113	103	119	120	110		
9:00 AM	104	114	120	118	116	114		
10:00 AM	106	128	110	144	126	123		
11:00 AM	124	138	146	153	158	144		
12:00 PM	114	134	132	183	175	148		
1:00 PM	145	167	129	174	170	157		
2:00 PM	137	158	163	138	154	150		
3:00 PM	147	129	150	128	172	145		
4:00 PM	179	208	195	214	218	203		
5:00 PM	174	193	189	189	152	179		
6:00 PM	53	78	77	72	75	71		
7:00 PM	28	43	37	51	29	38		
8:00 PM	13	21	38	17	16	21		
9:00 PM	11	15	28	19	26	20		
10:00 PM	15	7	12	14	31	16		
11:00 PM	25	7	9	9	14	13		
Day Total	1681	1902	1869	1998	2023	1896		
% Weekday Average	88.7%	100.3%	98.6%	105.4%	106.7%			
% Week Average								
AM Peak Volume	11:00 AM 124	11:00 AM 138	11:00 AM 146	11:00 AM 153	11:00 AM 158	11:00 AM 144		
PM Peak Volume	4:00 PM 179	4:00 PM 208	4:00 PM 195	4:00 PM 214	4:00 PM 218	4:00 PM 203		

Comments: N/A

SUMMARY - Tube Count - Volume Data (Weekend)

LOCATION: Eller Dr btwn Eisenhower Blvd and McIntosh Rd
SPECIFIC LOCATION: 10 ft from
CITY/STATE: Fort Lauderdale, FL

QC JOB #: 11348616
DIRECTION: WB
DATE: Oct 12 2013 - Oct 13 2013

Start Time			Sat 12-Oct-13	Sun 13-Oct-13	Average Weekend Hourly Traffic	Average Weekend Profile
12:00 AM			9	4	7	
1:00 AM			11	4	8	
2:00 AM			9	9	9	
3:00 AM			6	9	8	
4:00 AM			14	7	11	
5:00 AM			43	33	38	
6:00 AM			39	70	55	
7:00 AM			59	110	85	
8:00 AM			113	181	147	
9:00 AM			111	198	155	
10:00 AM			137	223	180	
11:00 AM			161	216	189	
12:00 PM			194	274	234	
1:00 PM			113	223	168	
2:00 PM			132	226	179	
3:00 PM			111	215	163	
4:00 PM			136	181	159	
5:00 PM			62	98	80	
6:00 PM			23	13	18	
7:00 PM			12	15	14	
8:00 PM			19	14	17	
9:00 PM			12	15	14	
10:00 PM			12	9	11	
11:00 PM			7	9	8	
Day Total			1545	2356	1957	
% Weekday Average						
% Week Average			78.9%	120.4%		
AM Peak Volume			11:00 AM 161	10:00 AM 223	11:00 AM 189	
PM Peak Volume			12:00 PM 194	12:00 PM 274	12:00 PM 234	

Comments: N/A

LOCATION: Eller Dr btwn Eisenhower Blvd and McIntosh Rd
SPECIFIC LOCATION: 10 ft from
CITY/STATE: Fort Lauderdale, FL

QC JOB #: 11348616
DIRECTION: WB
DATE: Oct 07 2013 - Oct 13 2013

Start Time	Mon 07-Oct-13	Tue 08-Oct-13	Wed 09-Oct-13	Thu 10-Oct-13	Fri 11-Oct-13	Average Weekday Hourly Traffic	Sat 12-Oct-13	Sun 13-Oct-13	Average Week Hourly Traffic	Average Week Profile
12:00 AM	5	8	6	12	14	9	9	4	8	
1:00 AM	10	2	4	7	10	7	11	4	7	
2:00 AM	5	5	2	2	5	4	9	9	5	
3:00 AM	10	5	8	2	4	6	6	9	6	
4:00 AM	10	15	13	17	18	15	14	7	13	
5:00 AM	64	80	81	85	84	79	43	33	67	
6:00 AM	38	47	37	41	59	44	39	70	47	
7:00 AM	68	87	80	90	77	80	59	110	82	
8:00 AM	96	113	103	119	120	110	113	181	121	
9:00 AM	104	114	120	118	116	114	111	198	126	
10:00 AM	106	128	110	144	126	123	137	223	139	
11:00 AM	124	138	146	153	158	144	161	216	157	
12:00 PM	114	134	132	183	175	148	194	274	172	
1:00 PM	145	167	129	174	170	157	113	223	160	
2:00 PM	137	158	163	138	154	150	132	226	158	
3:00 PM	147	129	150	128	172	145	111	215	150	
4:00 PM	179	208	195	214	218	203	136	181	190	
5:00 PM	174	193	189	189	152	179	62	98	151	
6:00 PM	53	78	77	72	75	71	23	13	56	
7:00 PM	28	43	37	51	29	38	12	15	31	
8:00 PM	13	21	38	17	16	21	19	14	20	
9:00 PM	11	15	28	19	26	20	12	15	18	
10:00 PM	15	7	12	14	31	16	12	9	14	
11:00 PM	25	7	9	9	14	13	7	9	11	
Day Total	1681	1902	1869	1998	2023	1896	1545	2356	1909	
% Weekday Average	88.7%	100.3%	98.6%	105.4%	106.7%					
% Week Average	88.1%	99.6%	97.9%	104.7%	106.0%	99.3%	80.9%	123.4%		
AM Peak Volume	11:00 AM 124	11:00 AM 138	11:00 AM 146	11:00 AM 153	11:00 AM 158	11:00 AM 144	11:00 AM 161	10:00 AM 223	11:00 AM 157	
PM Peak Volume	4:00 PM 179	4:00 PM 208	4:00 PM 195	4:00 PM 214	4:00 PM 218	4:00 PM 203	12:00 PM 194	12:00 PM 274	4:00 PM 190	

Comments: N/A

VEHICLE CLASSIFICATION

LOCATION: SE 17th St btwn Federal Hwy and S Miami Rd
SPECIFIC LOCATION: 10 ft from
CITY/STATE: Fort Lauderdale, FL

QC JOB #: 11348601
DIRECTION: EB
DATE: Oct 08 2013

Start Time	Motor-cycles	Cars & Trailer	2 Axle Long	Buses	2 Axle 6 Tire	3 Axle Single	4 Axle Single	<5 Axle Double	5 Axle Double	>6 Axle Double	<6 Axle Multi	6 Axle Multi	>6 Axle Multi	Not Classified	Total
12:00 AM	0	79	31	0	3	0	0	0	0	0	0	0	0	4	117
1:00 AM	0	45	14	0	5	0	0	0	0	0	0	0	0	1	65
2:00 AM	0	38	9	1	2	0	0	0	0	0	0	0	0	2	52
3:00 AM	0	19	15	0	2	0	0	1	1	0	0	0	0	1	39
4:00 AM	0	82	25	1	10	0	0	3	0	0	0	0	0	3	124
5:00 AM	0	156	65	4	17	1	0	6	0	0	0	0	0	20	269
6:00 AM	0	313	127	4	42	0	0	7	0	0	1	0	0	32	526
7:00 AM	0	546	201	8	74	3	0	18	0	0	2	0	0	77	929
8:00 AM	2	680	189	9	52	3	1	27	0	2	1	0	0	120	1086
9:00 AM	2	606	235	10	71	2	0	25	2	1	2	0	2	100	1058
10:00 AM	2	591	217	10	62	1	0	18	0	2	4	0	1	73	981
11:00 AM	2	548	228	5	51	2	0	20	0	3	0	0	0	117	976
12:00 PM	7	452	139	7	37	2	0	18	0	0	3	0	4	177	846
1:00 PM	2	476	168	7	41	1	0	12	2	1	2	0	0	137	849
2:00 PM	5	500	173	13	44	1	0	17	0	0	1	0	0	121	875
3:00 PM	1	428	171	3	31	1	0	13	0	0	2	1	1	112	764
4:00 PM	4	463	186	1	34	0	0	16	0	0	0	0	0	133	837
5:00 PM	2	516	146	1	34	0	0	13	1	0	1	0	0	146	860
6:00 PM	4	638	225	8	43	2	0	11	0	2	0	0	0	117	1050
7:00 PM	0	547	227	5	35	1	0	10	1	0	0	0	0	79	905
8:00 PM	2	450	172	0	27	0	0	9	0	0	0	0	0	55	715
9:00 PM	0	361	165	1	17	0	0	2	0	0	0	0	0	33	579
10:00 PM	1	289	131	3	19	0	0	1	0	0	0	0	0	29	473
11:00 PM	1	181	89	0	11	0	0	5	0	0	0	0	0	23	310
Day Total	37	9004	3348	101	764	20	1	252	7	11	19	1	8	1712	15285
Percent	0.2%	58.9%	21.9%	0.7%	5.0%	0.1%	0.0%	1.6%	0.0%	0.1%	0.1%	0.0%	0.1%	11.2%	

ADT 15285	
---------------------	--

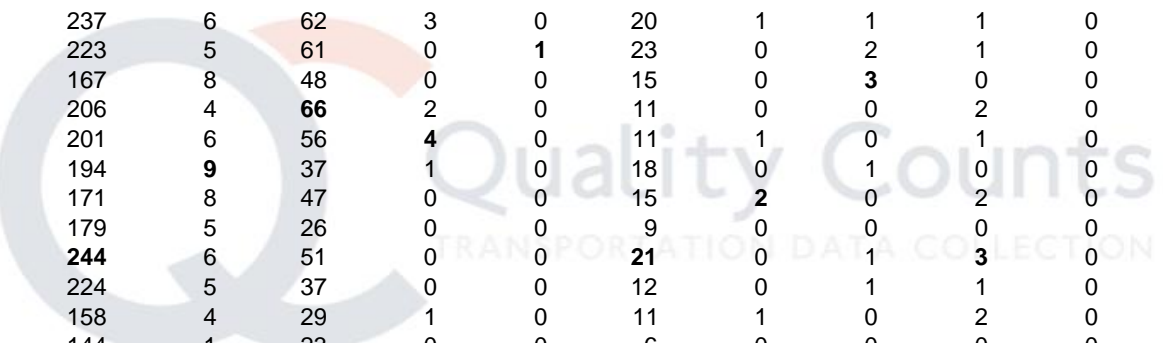
AM Peak	8:00 AM	8:00 AM	9:00 AM	9:00 AM	7:00 AM	7:00 AM	8:00 AM	8:00 AM	9:00 AM	11:00 AM	10:00 AM		9:00 AM	8:00 AM	8:00 AM
Volume	2	680	235	10	74	3	1	27	2	3	4		2	120	1086
PM Peak	12:00 PM	6:00 PM	7:00 PM	2:00 PM	2:00 PM	12:00 PM		12:00 PM	1:00 PM	6:00 PM	12:00 PM	3:00 PM	12:00 PM	12:00 PM	6:00 PM
Volume	7	638	227	13	44	2		18	2	2	3	1	4	177	1050

Comments: N/A

LOCATION: SE 17th St btwn Federal Hwy and S Miami Rd
SPECIFIC LOCATION: 10 ft from
CITY/STATE: Fort Lauderdale, FL

QC JOB #: 11348601
DIRECTION: EB
DATE: Oct 09 2013

Start Time	Motor-cycles	Cars & Trailer	2 Axle Long	Buses	2 Axle 6 Tire	3 Axle Single	4 Axle Single	<5 Axle Double	5 Axle Double	>6 Axle Double	<6 Axle Multi	6 Axle Multi	>6 Axle Multi	Not Classified	Total
12:00 AM	1	87	51	0	6	0	0	0	1	0	0	0	0	10	156
1:00 AM	0	56	24	1	4	0	0	0	0	0	0	0	0	2	87
2:00 AM	1	28	21	0	4	0	0	2	0	0	0	0	0	2	58
3:00 AM	0	32	16	0	0	0	0	2	0	0	0	0	0	1	51
4:00 AM	0	64	32	0	7	0	0	4	0	0	0	0	0	3	110
5:00 AM	0	126	73	2	20	0	0	6	0	0	0	0	0	7	234
6:00 AM	0	329	159	2	39	0	0	11	0	0	0	0	0	33	573
7:00 AM	0	534	187	8	73	1	0	24	0	3	0	0	1	69	900
8:00 AM	5	571	224	11	71	1	0	29	2	1	4	0	0	105	1024
9:00 AM	6	485	248	5	93	3	0	21	1	1	1	0	0	117	981
10:00 AM	0	473	237	6	62	3	0	20	1	1	1	0	0	102	906
11:00 AM	1	559	223	5	61	0	1	23	0	2	1	0	0	122	998
12:00 PM	4	493	167	8	48	0	0	15	0	3	0	0	0	166	904
1:00 PM	6	473	206	4	66	2	0	11	0	0	2	0	0	135	905
2:00 PM	1	524	201	6	56	4	0	11	1	0	1	0	0	127	932
3:00 PM	2	517	194	9	37	1	0	18	0	1	0	0	0	105	884
4:00 PM	3	498	171	8	47	0	0	15	2	0	2	0	1	105	852
5:00 PM	3	507	179	5	26	0	0	9	0	0	0	0	0	142	871
6:00 PM	3	589	244	6	51	0	0	21	0	1	3	0	0	109	1027
7:00 PM	1	581	224	5	37	0	0	12	0	1	1	0	0	67	929
8:00 PM	2	447	158	4	29	1	0	11	1	0	2	0	0	60	715
9:00 PM	1	359	144	1	23	0	0	6	0	0	0	0	0	26	560
10:00 PM	0	292	145	2	9	0	0	3	0	0	0	0	0	25	476
11:00 PM	0	182	120	3	15	1	0	4	0	1	0	0	0	16	342
Day Total	40	8806	3648	101	884	17	1	278	9	15	18	0	2	1656	15475
Percent	0.3%	56.9%	23.6%	0.7%	5.7%	0.1%	0.0%	1.8%	0.1%	0.1%	0.1%	0.0%	0.0%	10.7%	



ADT 15475	
---------------------	--

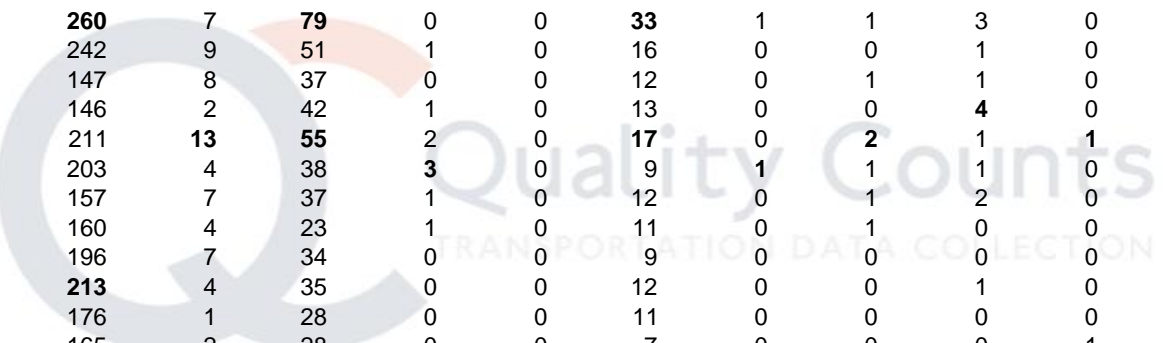
AM Peak	9:00 AM	8:00 AM	9:00 AM	8:00 AM	9:00 AM	9:00 AM	11:00 AM	8:00 AM	8:00 AM	7:00 AM	8:00 AM		7:00 AM	11:00 AM	8:00 AM
Volume	6	571	248	11	93	3	1	29	2	3	4		1	122	1024
PM Peak	1:00 PM	6:00 PM	6:00 PM	3:00 PM	1:00 PM	2:00 PM		6:00 PM	4:00 PM	12:00 PM	6:00 PM		4:00 PM	12:00 PM	6:00 PM
Volume	6	589	244	9	66	4		21	2	3	3		1	166	1027

Comments: N/A

LOCATION: SE 17th St btwn Federal Hwy and S Miami Rd
SPECIFIC LOCATION: 10 ft from
CITY/STATE: Fort Lauderdale, FL

QC JOB #: 11348601
DIRECTION: EB
DATE: Oct 10 2013

Start Time	Motor-cycles	Cars & Trailer	2 Axle Long	Buses	2 Axle 6 Tire	3 Axle Single	4 Axle Single	<5 Axle Double	5 Axle Double	>6 Axle Double	<6 Axle Multi	6 Axle Multi	>6 Axle Multi	Not Classified	Total
12:00 AM	0	127	49	0	5	0	0	1	0	0	0	0	0	16	198
1:00 AM	0	61	37	0	3	0	0	1	0	0	0	0	0	4	106
2:00 AM	0	44	19	0	3	0	0	0	0	0	0	0	0	1	67
3:00 AM	0	32	15	0	3	0	0	3	0	0	0	0	0	1	54
4:00 AM	0	80	39	0	12	0	0	2	0	0	0	0	0	2	135
5:00 AM	2	155	72	4	15	0	0	7	0	0	0	0	0	16	271
6:00 AM	1	343	151	7	45	0	0	18	0	0	0	0	0	41	606
7:00 AM	2	583	213	6	72	1	0	25	1	0	0	0	0	83	986
8:00 AM	3	551	207	11	74	2	0	21	1	2	1	0	0	104	977
9:00 AM	2	538	227	9	77	2	0	19	0	2	3	0	0	109	988
10:00 AM	2	524	260	7	79	0	0	33	1	1	3	0	0	116	1026
11:00 AM	4	553	242	9	51	1	0	16	0	0	1	0	0	133	1010
12:00 PM	4	453	147	8	37	0	0	12	0	1	1	0	0	176	839
1:00 PM	1	420	146	2	42	1	0	13	0	0	4	0	0	144	773
2:00 PM	4	480	211	13	55	2	0	17	0	2	1	1	0	125	911
3:00 PM	4	434	203	4	38	3	0	9	1	1	1	0	0	124	822
4:00 PM	3	454	157	7	37	1	0	12	0	1	2	0	0	148	822
5:00 PM	6	382	160	4	23	1	0	11	0	1	0	0	1	169	758
6:00 PM	4	594	196	7	34	0	0	9	0	0	0	0	0	127	971
7:00 PM	1	543	213	4	35	0	0	12	0	0	1	0	0	84	893
8:00 PM	1	434	176	1	28	0	0	11	0	0	0	0	0	68	719
9:00 PM	0	361	165	2	28	0	0	7	0	0	0	1	0	52	616
10:00 PM	0	266	129	2	23	0	0	4	0	0	1	0	0	41	466
11:00 PM	1	193	110	3	11	0	0	4	0	0	0	0	0	35	357
Day Total	45	8605	3544	110	830	14	0	267	4	11	19	2	1	1919	15371
Percent	0.3%	56.0%	23.1%	0.7%	5.4%	0.1%	0.0%	1.7%	0.0%	0.1%	0.1%	0.0%	0.0%	12.5%	



ADT 15371	
---------------------	--

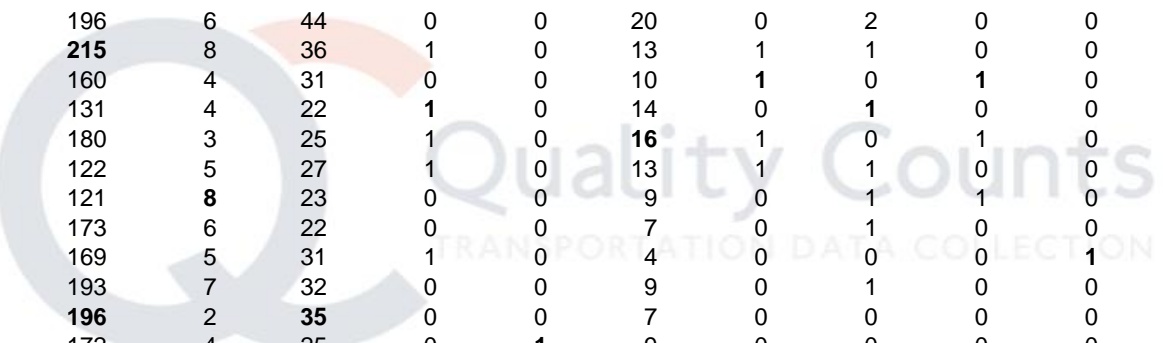
AM Peak	11:00 AM	7:00 AM	10:00 AM	8:00 AM	10:00 AM	8:00 AM		10:00 AM	7:00 AM	8:00 AM	9:00 AM		11:00 AM	10:00 AM
Volume	4	583	260	11	79	2		33	1	2	3		133	1026
PM Peak	5:00 PM	6:00 PM	7:00 PM	2:00 PM	2:00 PM	3:00 PM		2:00 PM	3:00 PM	2:00 PM	1:00 PM	2:00 PM	5:00 PM	12:00 PM
Volume	6	594	213	13	55	3		17	1	2	4	1	1	176

Comments: N/A

LOCATION: SE 17th St btwn Federal Hwy and S Miami Rd SPECIFIC LOCATION: 10 ft from CITY/STATE: Fort Lauderdale, FL														QC JOB #: 11348601 DIRECTION: EB DATE: Oct 11 2013	
Start Time	Motor-cycles	Cars & Trailer	2 Axle Long	Buses	2 Axle 6 Tire	3 Axle Single	4 Axle Single	<5 Axle Double	5 Axle Double	>6 Axle Double	<6 Axle Multi	6 Axle Multi	>6 Axle Multi	Not Classified	Total
12:00 AM	0	124	62	0	4	0	0	0	0	0	0	0	0	16	206
1:00 AM	0	60	24	0	3	0	0	1	0	0	0	0	0	13	101
2:00 AM	0	27	16	0	5	0	0	0	0	0	0	0	0	11	59
3:00 AM	0	33	20	0	4	0	0	3	0	0	0	0	0	3	63
4:00 AM	0	73	44	1	6	0	0	2	0	0	0	0	0	5	131
5:00 AM	0	145	76	3	18	0	0	3	0	0	0	0	0	23	268
6:00 AM	0	321	122	4	45	1	0	15	0	0	1	0	0	43	552
7:00 AM	3	531	212	12	72	0	0	16	2	2	0	0	1	112	963
8:00 AM	1	563	245	8	76	3	1	33	3	2	0	1	0	131	1067
9:00 AM	1	527	208	14	68	0	0	30	1	4	2	0	0	120	975
10:00 AM	1	491	233	13	62	0	0	18	1	4	3	0	0	146	972
11:00 AM	3	530	193	12	59	2	0	21	0	1	1	0	2	147	971
12:00 PM	5	418	111	5	27	0	0	16	2	1	0	0	1	195	781
1:00 PM	1	421	142	3	31	2	0	17	0	0	4	0	1	160	782
2:00 PM	3	474	177	6	33	0	0	11	0	1	2	0	1	137	845
3:00 PM	3	497	191	6	33	2	0	11	1	0	0	1	1	146	892
4:00 PM	2	433	149	4	37	0	0	12	1	1	0	1	0	166	806
5:00 PM	3	386	109	6	11	0	0	8	1	1	2	0	0	153	680
6:00 PM	2	464	130	4	23	0	0	6	0	1	0	0	0	177	807
7:00 PM	1	589	244	6	38	1	0	8	1	1	1	0	1	127	1018
8:00 PM	1	498	203	4	38	0	0	12	0	2	0	0	0	108	866
9:00 PM	2	440	178	4	33	0	0	9	0	0	0	0	1	78	745
10:00 PM	4	422	168	9	28	0	0	6	0	0	1	0	0	79	717
11:00 PM	0	345	132	1	20	0	0	7	0	1	0	0	0	42	548
Day Total	36	8812	3389	125	774	11	1	265	13	22	17	3	9	2338	15815
Percent	0.2%	55.7%	21.4%	0.8%	4.9%	0.1%	0.0%	1.7%	0.1%	0.1%	0.1%	0.0%	0.1%	14.8%	
ADT 15815															
AM Peak Volume	7:00 AM	8:00 AM	8:00 AM	9:00 AM	8:00 AM	8:00 AM	8:00 AM	8:00 AM	8:00 AM	9:00 AM	10:00 AM	8:00 AM	11:00 AM	11:00 AM	8:00 AM
	3	563	245	14	76	3	1	33	3	4	3	1	2	147	1067
PM Peak Volume	12:00 PM	7:00 PM	7:00 PM	10:00 PM	7:00 PM	1:00 PM		1:00 PM	12:00 PM	8:00 PM	1:00 PM	3:00 PM	12:00 PM	12:00 PM	7:00 PM
	5	589	244	9	38	2		17	2	2	4	1	1	195	1018
<i>Comments:</i> N/A															

LOCATION: SE 17th St btwn Federal Hwy and S Miami Rd **QC JOB #:** 11348601
SPECIFIC LOCATION: 10 ft from **DIRECTION:** EB
CITY/STATE: Fort Lauderdale, FL **DATE:** Oct 12 2013

Start Time	Motor-cycles	Cars & Trailer	2 Axle Long	Buses	2 Axle 6 Tire	3 Axle Single	4 Axle Single	<5 Axle Double	5 Axle Double	>6 Axle Double	<6 Axle Multi	6 Axle Multi	>6 Axle Multi	Not Classified	Total
12:00 AM	1	303	135	0	13	0	0	6	1	0	0	0	0	28	487
1:00 AM	1	188	81	3	6	0	0	2	0	0	0	0	0	25	306
2:00 AM	0	116	38	1	9	0	0	3	1	0	0	0	0	10	178
3:00 AM	0	78	34	0	7	0	0	1	0	0	0	0	0	3	123
4:00 AM	1	103	51	0	6	0	0	3	0	0	0	0	0	14	178
5:00 AM	1	197	93	4	21	0	0	9	0	0	1	0	0	17	343
6:00 AM	0	290	123	4	32	1	0	5	0	0	0	0	0	34	489
7:00 AM	1	461	171	7	51	0	0	12	0	0	1	0	0	73	777
8:00 AM	0	604	211	8	43	0	0	21	1	3	2	0	0	91	984
9:00 AM	1	656	209	7	49	1	0	17	0	1	1	0	0	127	1069
10:00 AM	1	601	196	6	44	0	0	20	0	2	0	0	1	159	1030
11:00 AM	2	577	215	8	36	1	0	13	1	1	0	0	1	179	1034
12:00 PM	2	493	160	4	31	0	0	10	1	0	1	0	0	200	902
1:00 PM	5	477	131	4	22	1	0	14	0	1	0	0	0	189	844
2:00 PM	1	522	180	3	25	1	0	16	1	0	1	0	0	196	946
3:00 PM	1	448	122	5	27	1	0	13	1	1	0	0	1	193	813
4:00 PM	7	380	121	8	23	0	0	9	0	1	1	0	1	183	734
5:00 PM	4	438	173	6	22	0	0	7	0	1	0	0	1	181	833
6:00 PM	4	406	169	5	31	1	0	4	0	0	0	1	0	163	784
7:00 PM	3	500	193	7	32	0	0	9	0	1	0	0	0	183	928
8:00 PM	0	455	196	2	35	0	0	7	0	0	0	0	0	131	826
9:00 PM	1	354	172	4	25	0	1	9	0	0	0	0	0	106	672
10:00 PM	3	316	170	2	13	0	0	2	0	0	0	0	0	93	599
11:00 PM	0	249	133	4	16	0	0	1	0	0	0	0	0	79	482
Day Total	40	9212	3477	102	619	7	1	213	7	12	8	1	5	2657	16361
Percent	0.2%	56.3%	21.3%	0.6%	3.8%	0.0%	0.0%	1.3%	0.0%	0.1%	0.0%	0.0%	0.0%	16.2%	



ADT 16361	
---------------------	--

AM Peak	11:00 AM	9:00 AM	11:00 AM	8:00 AM	7:00 AM	6:00 AM		8:00 AM	12:00 AM	8:00 AM	8:00 AM		10:00 AM	11:00 AM	9:00 AM
Volume	2	656	215	8	51	1		21	1	3	2		1	179	1069
PM Peak	4:00 PM	2:00 PM	8:00 PM	4:00 PM	8:00 PM	1:00 PM	9:00 PM	2:00 PM	12:00 PM	1:00 PM	12:00 PM	6:00 PM	3:00 PM	12:00 PM	2:00 PM
Volume	7	522	196	8	35	1	1	16	1	1	1	1	1	200	946

Comments: N/A

LOCATION: SE 17th St btwn Federal Hwy and S Miami Rd SPECIFIC LOCATION: 10 ft from CITY/STATE: Fort Lauderdale, FL														QC JOB #: 11348601 DIRECTION: EB DATE: Oct 13 2013	
Start Time	Motor-cycles	Cars & Trailer	2 Axle Long	Buses	2 Axle 6 Tire	3 Axle Single	4 Axle Single	<5 Axle Double	5 Axle Double	>6 Axle Double	<6 Axle Multi	6 Axle Multi	>6 Axle Multi	Not Classified	Total
12:00 AM	0	215	110	1	6	0	0	5	0	0	0	0	0	54	391
1:00 AM	0	133	64	4	5	0	0	1	0	0	0	0	0	31	238
2:00 AM	0	80	44	0	5	0	0	0	0	0	0	0	0	27	156
3:00 AM	0	56	48	0	3	0	0	0	0	0	0	0	0	13	120
4:00 AM	0	75	43	0	6	0	0	2	0	0	0	0	0	30	156
5:00 AM	0	145	87	2	23	0	0	4	0	0	0	0	0	40	301
6:00 AM	0	180	111	0	26	0	0	5	0	0	0	0	0	89	411
7:00 AM	1	229	137	3	32	0	0	4	0	0	0	0	0	74	480
8:00 AM	2	384	200	3	42	0	0	11	0	1	0	0	0	110	753
9:00 AM	0	469	174	5	36	0	0	14	0	0	2	0	0	120	820
10:00 AM	4	427	181	7	37	0	0	11	0	0	1	0	0	211	879
11:00 AM	5	484	184	3	29	0	0	19	0	0	1	0	0	193	918
12:00 PM	4	493	153	3	29	0	0	14	0	0	0	0	0	207	903
1:00 PM	2	463	180	5	31	0	0	19	0	0	0	0	0	204	904
2:00 PM	5	480	193	5	32	0	0	10	0	2	2	0	0	169	898
3:00 PM	2	413	173	5	18	1	0	8	0	0	0	0	1	208	829
4:00 PM	1	442	159	7	27	0	0	4	0	0	0	0	0	159	799
5:00 PM	0	430	174	3	23	0	0	10	0	0	1	0	0	172	813
6:00 PM	5	410	153	3	25	0	0	5	0	0	0	0	0	161	762
7:00 PM	2	344	156	1	22	2	0	7	0	0	0	0	0	143	677
8:00 PM	0	308	141	0	22	0	0	6	0	0	0	0	0	112	589
9:00 PM	0	255	131	0	14	0	0	3	0	0	0	0	0	74	477
10:00 PM	0	225	83	1	16	0	0	4	0	0	0	0	0	77	406
11:00 PM	0	165	83	2	14	0	0	2	0	0	0	0	0	50	316
Day Total	33	7305	3162	63	523	3	0	168	0	3	7	0	1	2728	13996
Percent	0.2%	52.2%	22.6%	0.5%	3.7%	0.0%	0.0%	1.2%	0.0%	0.0%	0.1%	0.0%	0.0%	19.5%	
ADT 13996															
AM Peak	11:00 AM	11:00 AM	8:00 AM	10:00 AM	8:00 AM			11:00 AM	8:00 AM	9:00 AM				10:00 AM	11:00 AM
Volume	5	484	200	7	42			19	1	2				211	918
PM Peak	2:00 PM	12:00 PM	2:00 PM	4:00 PM	2:00 PM	7:00 PM		1:00 PM	2:00 PM	2:00 PM			3:00 PM	3:00 PM	1:00 PM
Volume	5	493	193	7	32	2		19	2	2			1	208	904
<i>Comments:</i> N/A															

LOCATION: SE 17th St btwn Federal Hwy and S Miami Rd
SPECIFIC LOCATION: 10 ft from
CITY/STATE: Fort Lauderdale, FL

QC JOB #: 11348601
DIRECTION: EB
DATE: Oct 14 2013

Start Time	Motor-cycles	Cars & Trailer	2 Axle Long	Buses	2 Axle 6 Tire	3 Axle Single	4 Axle Single	<5 Axle Double	5 Axle Double	>6 Axle Double	<6 Axle Multi	6 Axle Multi	>6 Axle Multi	Not Classified	Total
12:00 AM	0	117	63	2	4	0	0	4	0	0	0	0	0	25	215
1:00 AM	0	65	24	0	4	0	0	1	0	0	0	0	0	8	102
2:00 AM	0	39	17	1	1	0	0	1	0	0	0	0	0	8	67
3:00 AM	0	32	20	1	6	0	0	3	0	0	0	0	0	11	73
4:00 AM	0	54	38	0	10	0	0	2	0	0	0	0	0	14	118
5:00 AM	0	110	65	4	17	0	0	4	0	0	0	0	0	63	263
6:00 AM	1	228	134	5	43	2	0	10	0	0	0	0	0	73	496
7:00 AM	0	389	192	13	86	0	0	16	0	0	0	0	0	130	826
8:00 AM	5	450	206	3	77	1	0	26	0	1	3	0	0	195	967
9:00 AM	0	354	222	9	78	0	0	19	1	1	0	0	0	171	855
10:00 AM	1	360	196	8	52	0	0	14	0	0	1	0	0	184	816
11:00 AM	1	406	202	13	72	1	0	15	0	1	1	0	0	193	905
12:00 PM	5	478	179	8	55	1	0	22	0	2	2	0	0	215	967
1:00 PM	5	452	161	3	55	1	0	5	2	2	2	0	0	175	863
2:00 PM	3	381	157	5	50	2	0	9	0	0	1	0	0	209	817
3:00 PM	0	398	179	4	43	1	0	9	0	0	2	0	1	180	817
4:00 PM	7	361	152	3	29	0	0	8	0	2	0	0	1	173	736
5:00 PM	4	430	150	2	27	0	0	10	0	0	2	0	0	185	810
6:00 PM	1	493	202	2	31	0	0	10	1	1	0	0	0	161	902
7:00 PM	2	402	163	5	33	1	0	4	0	0	1	0	0	163	774
8:00 PM	0	312	109	3	22	0	0	6	0	0	0	0	0	143	595
9:00 PM	1	251	125	1	22	0	0	2	0	0	0	0	0	72	474
10:00 PM	0	230	103	0	13	0	0	7	0	0	0	0	0	72	425
11:00 PM	0	123	88	2	7	0	0	2	0	0	0	0	0	36	258
Day Total	36	6915	3147	97	837	10	0	209	4	10	15	0	2	2859	14141
Percent	0.3%	48.9%	22.3%	0.7%	5.9%	0.1%	0.0%	1.5%	0.0%	0.1%	0.1%	0.0%	0.0%	20.2%	
ADT 14141															
AM Peak	8:00 AM	8:00 AM	9:00 AM	7:00 AM	7:00 AM	6:00 AM		8:00 AM	9:00 AM	8:00 AM	8:00 AM			8:00 AM	8:00 AM
Volume	5	450	222	13	86	2		26	1	1	3			195	967
PM Peak	4:00 PM	6:00 PM	6:00 PM	12:00 PM	12:00 PM	2:00 PM		12:00 PM	1:00 PM	12:00 PM	12:00 PM		3:00 PM	12:00 PM	12:00 PM
Volume	7	493	202	8	55	2		22	2	2	2		1	215	967

Comments: N/A

LOCATION: SE 17th St btwn Federal Hwy and S Miami Rd													QC JOB #: 11348601		
SPECIFIC LOCATION: 10 ft from													DIRECTION: EB		
CITY/STATE: Fort Lauderdale, FL													DATE: Oct 08 2013 - Oct 14 2013		
Start Time	Motor-cycles	Cars & Trailer	2 Axle Long	Buses	2 Axle 6 Tire	3 Axle Single	4 Axle Single	<5 Axle Double	5 Axle Double	>6 Axle Double	<6 Axle Multi	6 Axle Multi	>6 Axle Multi	Not Classified	Total
Grand Total	267	58659	23715	699	5231	82	4	1652	44	84	103	7	28	15869	106444
Percent	0.3%	55.1%	22.3%	0.7%	4.9%	0.1%	0.0%	1.6%	0.0%	0.1%	0.1%	0.0%	0.0%	14.9%	
ADT 15206															
<i>Comments:</i> N/A															




LOCATION: SE 17th St btwn Federal Hwy and S Miami Rd SPECIFIC LOCATION: 10 ft from CITY/STATE: Fort Lauderdale, FL														QC JOB #: 11348601 DIRECTION: WB DATE: Oct 08 2013	
Start Time	Motor-cycles	Cars & Trailer	2 Axle Long	Buses	2 Axle 6 Tire	3 Axle Single	4 Axle Single	<5 Axle Double	5 Axle Double	>6 Axle Double	<6 Axle Multi	6 Axle Multi	>6 Axle Multi	Not Classified	Total
12:00 AM	0	165	12	0	3	0	0	0	0	0	0	0	0	7	187
1:00 AM	0	86	7	0	4	0	0	2	0	0	0	0	0	5	104
2:00 AM	0	57	7	0	0	0	0	1	0	0	0	0	0	4	69
3:00 AM	0	43	6	0	1	0	0	0	1	0	0	0	0	5	56
4:00 AM	0	59	11	1	3	0	0	3	0	0	0	0	0	7	84
5:00 AM	0	149	16	1	11	0	0	5	0	0	0	0	0	9	191
6:00 AM	1	309	45	6	12	0	0	5	0	0	0	0	1	35	414
7:00 AM	3	628	64	9	17	1	0	7	0	1	0	1	0	56	787
8:00 AM	2	637	72	6	18	2	1	9	2	1	2	0	2	67	821
9:00 AM	0	522	88	6	19	1	0	15	2	2	5	0	1	47	708
10:00 AM	1	630	99	6	25	1	0	19	0	1	2	1	3	79	867
11:00 AM	1	580	93	3	15	5	0	9	2	1	4	1	2	80	796
12:00 PM	2	528	86	5	18	2	1	11	0	3	2	1	0	83	742
1:00 PM	2	589	84	8	14	3	0	15	1	1	1	0	2	95	815
2:00 PM	2	636	87	3	22	1	0	15	1	2	4	0	2	109	884
3:00 PM	3	609	60	4	19	2	0	17	3	1	2	1	4	110	835
4:00 PM	1	666	101	6	13	3	0	13	1	3	5	1	2	107	922
5:00 PM	1	537	56	3	12	1	0	11	1	1	5	0	1	90	719
6:00 PM	3	778	58	1	16	2	0	13	0	0	2	0	1	72	946
7:00 PM	0	757	54	7	6	2	0	7	1	1	2	0	3	65	905
8:00 PM	3	716	52	7	14	1	0	1	0	1	3	0	1	52	851
9:00 PM	0	684	67	6	5	0	0	4	0	0	5	0	2	46	819
10:00 PM	2	548	38	9	4	0	0	7	1	0	1	0	0	27	637
11:00 PM	1	394	28	2	2	1	0	2	0	0	1	0	1	21	453
Day Total	28	11307	1291	99	273	28	2	191	16	19	46	6	28	1278	14612
Percent	0.2%	77.4%	8.8%	0.7%	1.9%	0.2%	0.0%	1.3%	0.1%	0.1%	0.3%	0.0%	0.2%	8.7%	
ADT 14612															
AM Peak Volume	7:00 AM	8:00 AM	10:00 AM	7:00 AM	10:00 AM	11:00 AM	8:00 AM	10:00 AM	8:00 AM	9:00 AM	9:00 AM	7:00 AM	10:00 AM	11:00 AM	10:00 AM
	3	637	99	9	25	5	1	19	2	2	5	1	3	80	867
PM Peak Volume	3:00 PM	6:00 PM	4:00 PM	10:00 PM	2:00 PM	1:00 PM	12:00 PM	3:00 PM	3:00 PM	12:00 PM	4:00 PM	12:00 PM	3:00 PM	3:00 PM	6:00 PM
	3	778	101	9	22	3	1	17	3	3	5	1	4	110	946
<i>Comments:</i> N/A															

LOCATION: SE 17th St btwn Federal Hwy and S Miami Rd
SPECIFIC LOCATION: 10 ft from
CITY/STATE: Fort Lauderdale, FL

QC JOB #: 11348601
DIRECTION: WB
DATE: Oct 09 2013

Start Time	Motor-cycles	Cars & Trailer	2 Axle Long	Buses	2 Axle 6 Tire	3 Axle Single	4 Axle Single	<5 Axle Double	5 Axle Double	>6 Axle Double	<6 Axle Multi	6 Axle Multi	>6 Axle Multi	Not Classified	Total
12:00 AM	0	179	20	1	1	0	0	0	1	0	0	0	0	5	207
1:00 AM	0	100	6	0	0	1	0	1	0	0	0	0	0	2	110
2:00 AM	2	74	5	0	3	0	0	0	0	0	0	0	0	3	87
3:00 AM	0	50	2	1	0	0	0	1	0	0	0	0	0	2	56
4:00 AM	0	58	9	0	1	0	0	4	0	0	0	0	0	2	74
5:00 AM	1	136	22	1	8	0	0	6	0	0	1	0	0	9	184
6:00 AM	0	300	60	6	13	0	0	3	0	0	0	0	0	12	394
7:00 AM	3	623	74	6	18	0	0	5	2	3	1	0	1	41	777
8:00 AM	1	641	63	11	23	1	0	11	1	1	0	1	0	63	817
9:00 AM	2	559	62	2	14	1	0	16	2	3	3	0	2	59	725
10:00 AM	1	654	91	6	25	3	0	18	1	5	9	1	4	67	885
11:00 AM	1	621	95	4	25	4	0	21	0	2	1	0	2	67	843
12:00 PM	2	470	71	8	15	4	0	10	0	0	0	0	2	80	662
1:00 PM	4	615	98	5	17	2	0	14	2	2	2	1	3	107	872
2:00 PM	5	696	90	3	23	0	0	18	2	2	4	0	4	91	938
3:00 PM	1	613	90	6	26	1	0	8	2	0	4	0	0	115	866
4:00 PM	8	683	90	8	20	2	0	15	1	2	4	0	3	94	930
5:00 PM	4	627	55	5	15	2	1	9	2	3	1	0	0	101	825
6:00 PM	2	718	63	3	18	0	0	16	1	2	0	0	4	75	902
7:00 PM	0	711	61	3	11	3	0	6	3	0	3	1	1	71	874
8:00 PM	2	768	58	2	4	1	0	6	1	2	2	0	1	53	900
9:00 PM	1	716	52	5	10	1	0	9	1	0	3	1	0	54	853
10:00 PM	1	537	41	2	6	0	0	2	0	0	3	0	3	30	625
11:00 PM	1	466	29	2	3	0	0	3	0	1	0	0	0	26	531
Day Total	42	11615	1307	90	299	26	1	202	22	28	41	5	30	1229	14937
Percent	0.3%	77.8%	8.8%	0.6%	2.0%	0.2%	0.0%	1.4%	0.1%	0.2%	0.3%	0.0%	0.2%	8.2%	

ADT 14937	
------------------	--


AM Peak	7:00 AM	10:00 AM	11:00 AM	8:00 AM	10:00 AM	11:00 AM		11:00 AM	7:00 AM	10:00 AM	10:00 AM	8:00 AM	10:00 AM	10:00 AM	10:00 AM
Volume	3	654	95	11	25	4		21	2	5	9	1	4	67	885
PM Peak	4:00 PM	8:00 PM	1:00 PM	12:00 PM	3:00 PM	12:00 PM	5:00 PM	2:00 PM	7:00 PM	5:00 PM	2:00 PM	1:00 PM	2:00 PM	3:00 PM	2:00 PM
Volume	8	768	98	8	26	4	1	18	3	3	4	1	4	115	938

Comments: N/A

LOCATION: SE 17th St btwn Federal Hwy and S Miami Rd
SPECIFIC LOCATION: 10 ft from
CITY/STATE: Fort Lauderdale, FL

QC JOB #: 11348601
DIRECTION: WB
DATE: Oct 10 2013

Start Time	Motor-cycles	Cars & Trailer	2 Axle Long	Buses	2 Axle 6 Tire	3 Axle Single	4 Axle Single	<5 Axle Double	5 Axle Double	>6 Axle Double	<6 Axle Multi	6 Axle Multi	>6 Axle Multi	Not Classified	Total
12:00 AM	2	177	23	0	4	0	0	1	0	0	0	0	0	8	215
1:00 AM	0	134	12	0	4	0	0	0	0	0	0	0	0	5	155
2:00 AM	0	71	7	0	2	0	0	0	0	0	0	0	0	1	81
3:00 AM	0	49	5	0	0	0	0	1	0	0	0	0	0	1	56
4:00 AM	0	84	20	1	2	0	0	2	0	0	0	0	0	1	110
5:00 AM	0	157	20	2	10	0	0	8	0	0	0	0	0	5	202
6:00 AM	0	320	55	5	11	0	0	7	0	0	1	0	0	21	420
7:00 AM	1	554	68	12	20	0	0	15	0	1	2	0	1	37	711
8:00 AM	4	577	58	7	15	0	0	13	1	1	1	0	2	66	745
9:00 AM	0	585	62	7	20	2	0	20	0	1	2	0	1	56	756
10:00 AM	2	676	109	10	21	4	0	18	0	3	3	0	1	60	907
11:00 AM	3	585	108	6	26	2	0	18	0	0	2	0	1	81	832
12:00 PM	3	508	68	7	18	1	0	9	1	0	3	0	1	104	723
1:00 PM	1	535	80	5	18	0	0	10	1	1	2	0	1	114	768
2:00 PM	1	712	119	7	30	0	0	22	2	1	2	0	3	100	999
3:00 PM	7	584	112	5	15	4	0	16	3	2	2	0	2	118	870
4:00 PM	2	643	97	3	23	1	0	10	1	3	6	1	1	98	889
5:00 PM	3	479	39	4	7	2	0	5	2	1	1	0	0	111	654
6:00 PM	1	681	86	1	14	0	0	10	0	2	5	0	3	65	868
7:00 PM	0	749	85	4	22	0	0	13	0	1	1	0	0	85	960
8:00 PM	6	738	92	2	13	1	0	10	1	2	0	0	1	58	924
9:00 PM	0	663	102	6	19	0	0	10	0	0	1	0	1	57	859
10:00 PM	1	711	97	3	19	3	0	6	0	1	1	0	0	45	887
11:00 PM	1	626	84	5	10	0	0	2	0	0	0	0	0	36	764
Day Total	38	11598	1608	102	343	20	0	226	12	20	35	1	19	1333	15355
Percent	0.2%	75.5%	10.5%	0.7%	2.2%	0.1%	0.0%	1.5%	0.1%	0.1%	0.2%	0.0%	0.1%	8.7%	

ADT 15355	
------------------	--

AM Peak	8:00 AM	10:00 AM	10:00 AM	7:00 AM	11:00 AM	10:00 AM		9:00 AM	8:00 AM	10:00 AM	10:00 AM		8:00 AM	11:00 AM	10:00 AM
Volume	4	676	109	12	26	4		20	1	3	3		2	81	907
PM Peak	3:00 PM	7:00 PM	2:00 PM	12:00 PM	2:00 PM	3:00 PM		2:00 PM	3:00 PM	4:00 PM	4:00 PM	4:00 PM	2:00 PM	3:00 PM	2:00 PM
Volume	7	749	119	7	30	4		22	3	3	6	1	3	118	999

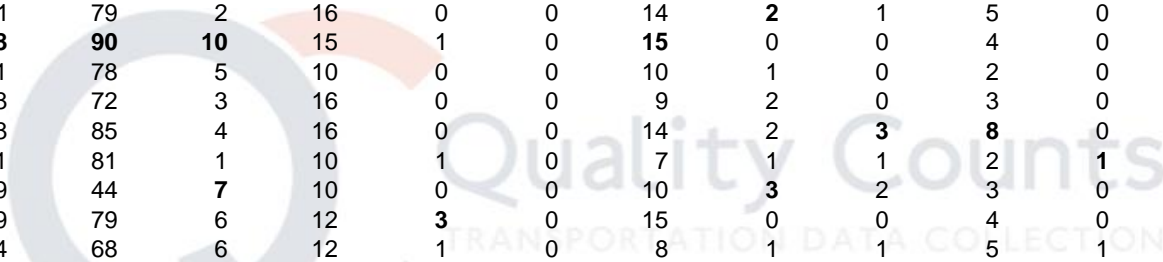
Comments: N/A

LOCATION: SE 17th St btwn Federal Hwy and S Miami Rd SPECIFIC LOCATION: 10 ft from CITY/STATE: Fort Lauderdale, FL														QC JOB #: 11348601 DIRECTION: WB DATE: Oct 11 2013	
Start Time	Motor-cycles	Cars & Trailer	2 Axle Long	Buses	2 Axle 6 Tire	3 Axle Single	4 Axle Single	<5 Axle Double	5 Axle Double	>6 Axle Double	<6 Axle Multi	6 Axle Multi	>6 Axle Multi	Not Classified	Total
12:00 AM	0	313	65	0	4	0	0	1	0	0	0	0	0	9	392
1:00 AM	1	158	30	2	9	0	0	3	0	1	0	0	0	9	213
2:00 AM	0	85	19	0	3	0	0	1	0	0	0	0	0	5	113
3:00 AM	0	54	17	0	3	0	0	1	0	0	0	0	0	1	76
4:00 AM	0	96	23	2	8	0	0	2	0	0	0	0	0	2	133
5:00 AM	0	161	43	1	10	0	0	5	0	0	0	0	0	6	226
6:00 AM	0	282	68	5	21	0	0	6	0	0	2	0	0	15	399
7:00 AM	2	548	114	9	24	1	0	10	0	2	6	0	1	64	781
8:00 AM	2	573	91	13	26	0	0	16	0	1	4	0	3	62	791
9:00 AM	0	561	106	11	32	0	0	15	2	1	2	0	1	58	789
10:00 AM	5	573	108	8	27	2	1	18	2	3	6	3	0	73	829
11:00 AM	5	552	88	3	23	3	1	19	1	1	4	0	1	88	789
12:00 PM	2	403	70	4	21	2	0	11	1	0	3	1	0	90	608
1:00 PM	6	435	69	8	13	1	0	11	1	4	5	0	1	102	656
2:00 PM	3	576	85	5	16	2	0	7	1	2	1	0	1	122	821
3:00 PM	0	625	109	2	24	3	0	18	1	1	6	1	1	96	887
4:00 PM	4	470	66	4	11	2	0	12	1	2	4	0	0	100	676
5:00 PM	2	434	61	1	11	0	0	7	2	2	2	0	0	111	633
6:00 PM	0	521	58	3	16	4	0	12	0	1	3	0	1	85	704
7:00 PM	5	788	78	2	19	1	0	10	0	1	2	0	3	68	977
8:00 PM	1	727	91	5	18	0	0	14	0	2	6	0	1	55	920
9:00 PM	4	747	98	5	11	1	0	9	1	0	2	0	5	79	962
10:00 PM	4	794	106	8	14	1	0	14	1	3	2	0	1	59	1007
11:00 PM	1	695	122	5	22	0	0	7	0	1	3	0	1	47	904
Day Total	47	11171	1785	106	386	23	2	229	14	28	63	5	21	1406	15286
Percent	0.3%	73.1%	11.7%	0.7%	2.5%	0.2%	0.0%	1.5%	0.1%	0.2%	0.4%	0.0%	0.1%	9.2%	
ADT 15286															
AM Peak	10:00 AM	8:00 AM	7:00 AM	8:00 AM	9:00 AM	11:00 AM	10:00 AM	11:00 AM	9:00 AM	10:00 AM	7:00 AM	10:00 AM	8:00 AM	11:00 AM	10:00 AM
Volume	5	573	114	13	32	3	1	19	2	3	6	3	3	88	829
PM Peak	1:00 PM	10:00 PM	11:00 PM	1:00 PM	3:00 PM	6:00 PM		3:00 PM	5:00 PM	1:00 PM	3:00 PM	12:00 PM	9:00 PM	2:00 PM	10:00 PM
Volume	6	794	122	8	24	4		18	2	4	6	1	5	122	1007
<i>Comments:</i> N/A															

LOCATION: SE 17th St btwn Federal Hwy and S Miami Rd
SPECIFIC LOCATION: 10 ft from
CITY/STATE: Fort Lauderdale, FL

QC JOB #: 11348601
DIRECTION: WB
DATE: Oct 12 2013

Start Time	Motor-cycles	Cars & Trailer	2 Axle Long	Buses	2 Axle 6 Tire	3 Axle Single	4 Axle Single	<5 Axle Double	5 Axle Double	>6 Axle Double	<6 Axle Multi	6 Axle Multi	>6 Axle Multi	Not Classified	Total
12:00 AM	1	457	61	0	13	0	0	5	0	0	0	0	0	28	565
1:00 AM	1	287	49	3	5	1	0	3	0	0	0	0	0	14	363
2:00 AM	1	215	31	0	3	0	0	3	0	0	0	0	0	11	264
3:00 AM	0	216	40	0	2	0	0	3	0	0	0	0	0	7	268
4:00 AM	0	435	67	2	10	0	0	3	0	0	0	0	0	18	535
5:00 AM	0	157	42	0	12	0	0	5	0	0	0	0	0	4	220
6:00 AM	1	182	51	1	17	0	0	4	0	0	0	0	0	4	260
7:00 AM	0	343	82	5	22	0	0	6	0	1	2	0	0	22	483
8:00 AM	3	437	88	3	25	0	0	8	0	1	1	0	0	43	609
9:00 AM	5	505	76	8	20	1	0	6	1	0	6	0	1	61	690
10:00 AM	4	611	79	2	16	0	0	14	2	1	5	0	0	61	795
11:00 AM	1	648	90	10	15	1	0	15	0	0	4	0	1	94	879
12:00 PM	2	581	78	5	10	0	0	10	1	0	2	0	0	104	793
1:00 PM	5	538	72	3	16	0	0	9	2	0	3	0	1	105	754
2:00 PM	2	728	85	4	16	0	0	14	2	3	8	0	2	98	962
3:00 PM	2	631	81	1	10	1	0	7	1	1	2	1	1	104	843
4:00 PM	5	499	44	7	10	0	0	10	3	2	3	0	1	104	688
5:00 PM	2	689	79	6	12	3	0	15	0	0	4	0	0	110	920
6:00 PM	3	774	68	6	12	1	0	8	1	1	5	1	3	103	986
7:00 PM	1	811	90	2	23	0	0	17	2	0	2	1	1	82	1031
8:00 PM	0	740	79	6	12	2	1	11	0	0	3	1	2	50	907
9:00 PM	4	775	63	4	7	2	0	10	2	1	3	0	2	60	933
10:00 PM	2	754	75	3	8	1	0	10	0	1	3	1	0	57	915
11:00 PM	2	786	59	7	13	2	0	10	0	0	3	0	1	64	947
Day Total	47	12799	1629	88	309	15	1	206	15	13	59	5	16	1408	16610
Percent	0.3%	77.1%	9.8%	0.5%	1.9%	0.1%	0.0%	1.2%	0.1%	0.1%	0.4%	0.0%	0.1%	8.5%	



ADT 16610	
---------------------	--

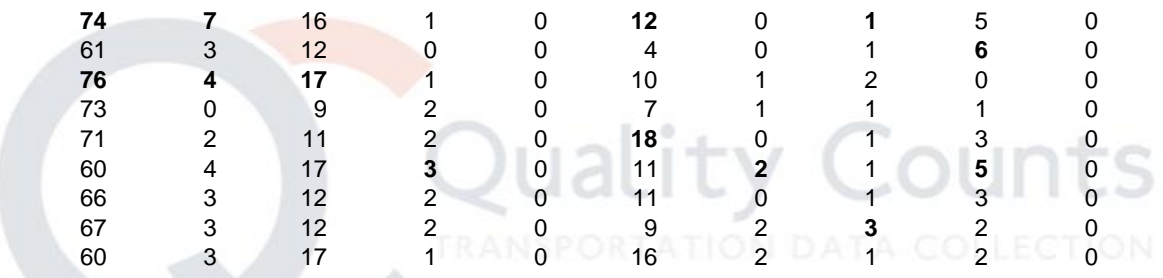
AM Peak	9:00 AM	11:00 AM	11:00 AM	11:00 AM	8:00 AM	1:00 AM		11:00 AM	10:00 AM	7:00 AM	9:00 AM		9:00 AM	11:00 AM	11:00 AM
Volume	5	648	90	10	25	1		15	2	1	6		1	94	879
PM Peak	1:00 PM	7:00 PM	7:00 PM	4:00 PM	7:00 PM	5:00 PM	8:00 PM	7:00 PM	4:00 PM	2:00 PM	2:00 PM	3:00 PM	6:00 PM	5:00 PM	7:00 PM
Volume	5	811	90	7	23	3	1	17	3	3	8	1	3	110	1031

Comments: N/A

LOCATION: SE 17th St btwn Federal Hwy and S Miami Rd
SPECIFIC LOCATION: 10 ft from
CITY/STATE: Fort Lauderdale, FL

QC JOB #: 11348601
DIRECTION: WB
DATE: Oct 13 2013

Start Time	Motor-cycles	Cars & Trailer	2 Axle Long	Buses	2 Axle 6 Tire	3 Axle Single	4 Axle Single	<5 Axle Double	5 Axle Double	>6 Axle Double	<6 Axle Multi	6 Axle Multi	>6 Axle Multi	Not Classified	Total
12:00 AM	0	537	53	1	3	1	0	4	0	0	2	0	0	32	633
1:00 AM	1	365	25	2	6	0	0	3	0	0	0	0	0	16	418
2:00 AM	0	277	24	2	5	0	0	1	0	0	0	0	0	10	319
3:00 AM	1	168	15	0	2	0	0	0	0	0	0	0	0	10	196
4:00 AM	0	146	19	0	4	0	0	2	0	0	0	0	0	3	174
5:00 AM	0	179	24	0	9	0	0	2	0	0	0	0	0	4	218
6:00 AM	0	244	47	0	4	0	0	2	0	0	0	0	0	6	303
7:00 AM	1	348	61	2	12	0	0	5	0	0	1	1	0	18	449
8:00 AM	0	453	64	1	16	1	0	3	0	0	0	0	0	26	564
9:00 AM	0	526	72	6	21	2	0	8	1	0	1	0	2	41	680
10:00 AM	7	566	74	7	16	1	0	12	0	1	5	0	3	63	755
11:00 AM	3	682	61	3	12	0	0	4	0	1	6	0	3	84	859
12:00 PM	2	675	76	4	17	1	0	10	1	2	0	0	0	96	884
1:00 PM	4	618	73	0	9	2	0	7	1	1	1	0	1	88	805
2:00 PM	4	746	71	2	11	2	0	18	0	1	3	0	1	78	937
3:00 PM	2	771	60	4	17	3	0	11	2	1	5	0	0	78	954
4:00 PM	2	786	66	3	12	2	0	11	0	1	3	0	1	106	993
5:00 PM	2	814	67	3	12	2	0	9	2	3	2	0	0	86	1002
6:00 PM	5	735	60	3	17	1	0	16	2	1	2	0	2	67	911
7:00 PM	1	703	59	0	11	1	0	7	0	1	4	0	2	82	871
8:00 PM	1	651	72	4	9	0	0	5	1	1	2	0	1	38	785
9:00 PM	0	510	56	3	9	0	0	6	0	3	2	0	0	42	631
10:00 PM	1	512	32	2	12	0	0	0	0	0	2	0	0	21	582
11:00 PM	1	415	40	0	7	1	0	2	0	0	1	0	0	24	491
Day Total	38	12427	1271	52	253	20	0	148	10	17	42	1	16	1119	15414
Percent	0.2%	80.6%	8.2%	0.3%	1.6%	0.1%	0.0%	1.0%	0.1%	0.1%	0.3%	0.0%	0.1%	7.3%	



ADT 15414															
---------------------	--	--	--	--	--	--	--	--	--	--	--	--	--	--	--

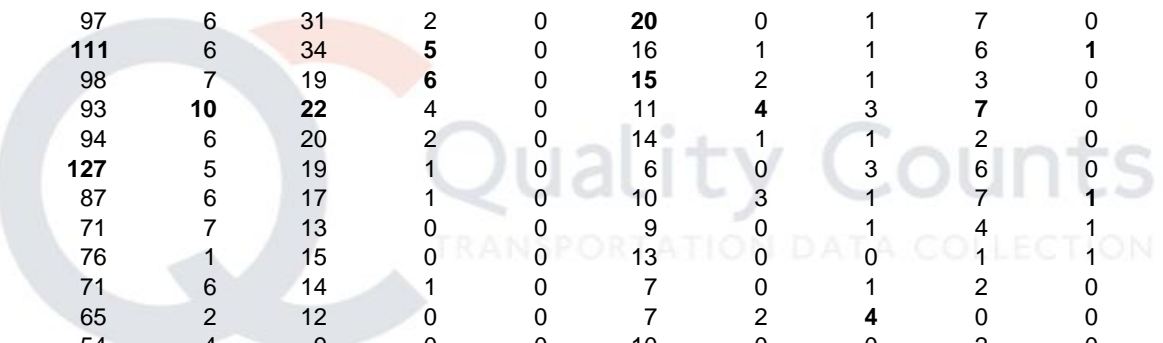
AM Peak Volume	10:00 AM	11:00 AM	10:00 AM	10:00 AM	9:00 AM	9:00 AM		10:00 AM	9:00 AM	10:00 AM	11:00 AM	7:00 AM	10:00 AM	11:00 AM	11:00 AM
	7	682	74	7	21	2		12	1	1	6	1	3	84	859
PM Peak Volume	6:00 PM	5:00 PM	12:00 PM	12:00 PM	12:00 PM	3:00 PM		2:00 PM	3:00 PM	5:00 PM	3:00 PM		6:00 PM	4:00 PM	5:00 PM
	5	814	76	4	17	3		18	2	3	5		2	106	1002

Comments: N/A

LOCATION: SE 17th St btwn Federal Hwy and S Miami Rd
SPECIFIC LOCATION: 10 ft from
CITY/STATE: Fort Lauderdale, FL

QC JOB #: 11348601
DIRECTION: WB
DATE: Oct 14 2013

Start Time	Motor-cycles	Cars & Trailer	2 Axle Long	Buses	2 Axle 6 Tire	3 Axle Single	4 Axle Single	<5 Axle Double	5 Axle Double	>6 Axle Double	<6 Axle Multi	6 Axle Multi	>6 Axle Multi	Not Classified	Total
12:00 AM	0	250	25	0	3	0	0	0	0	0	0	0	0	11	289
1:00 AM	1	123	16	0	1	0	0	0	0	0	0	0	0	9	150
2:00 AM	1	90	8	0	1	0	0	0	0	0	0	0	0	6	106
3:00 AM	0	57	6	1	2	0	0	3	0	0	0	0	0	3	72
4:00 AM	0	94	20	2	5	0	0	4	0	0	1	0	0	4	130
5:00 AM	0	173	31	1	8	0	0	3	0	0	0	0	0	6	222
6:00 AM	1	348	68	5	18	1	0	7	0	0	1	0	1	20	470
7:00 AM	4	567	81	4	16	0	0	6	0	0	2	0	2	53	735
8:00 AM	0	559	83	11	20	3	0	13	1	0	2	0	2	58	752
9:00 AM	2	504	86	6	36	1	0	18	1	2	7	0	0	58	721
10:00 AM	1	564	97	6	31	2	0	20	0	1	7	0	1	81	811
11:00 AM	4	548	111	6	34	5	0	16	1	1	6	1	3	80	816
12:00 PM	1	552	98	7	19	6	0	15	2	1	3	0	3	66	773
1:00 PM	3	579	93	10	22	4	0	11	4	3	7	0	4	107	847
2:00 PM	2	618	94	6	20	2	0	14	1	1	2	0	0	88	848
3:00 PM	4	645	127	5	19	1	0	6	0	3	6	0	2	104	922
4:00 PM	2	585	87	6	17	1	0	10	3	1	7	1	2	105	827
5:00 PM	1	649	71	7	13	0	0	9	0	1	4	1	2	88	846
6:00 PM	2	703	76	1	15	0	0	13	0	0	1	1	1	76	889
7:00 PM	2	692	71	6	14	1	0	7	0	1	2	0	1	52	849
8:00 PM	2	615	65	2	12	0	0	7	2	4	0	0	1	55	765
9:00 PM	2	632	54	4	9	0	0	10	0	0	2	0	0	26	739
10:00 PM	1	493	38	1	4	0	0	5	0	0	0	0	0	38	580
11:00 PM	2	371	31	2	9	0	0	1	0	0	0	0	0	25	441
Day Total	38	11011	1537	99	348	27	0	198	15	19	60	4	25	1219	14600
Percent	0.3%	75.4%	10.5%	0.7%	2.4%	0.2%	0.0%	1.4%	0.1%	0.1%	0.4%	0.0%	0.2%	8.3%	



ADT 14600															
------------------	--	--	--	--	--	--	--	--	--	--	--	--	--	--	--

AM Peak	7:00 AM	7:00 AM	11:00 AM	8:00 AM	9:00 AM	11:00 AM		10:00 AM	8:00 AM	9:00 AM	9:00 AM	11:00 AM	11:00 AM	10:00 AM	11:00 AM
Volume	4	567	111	11	36	5		20	1	2	7	1	3	81	816
PM Peak	3:00 PM	6:00 PM	3:00 PM	1:00 PM	1:00 PM	12:00 PM		12:00 PM	1:00 PM	8:00 PM	1:00 PM	4:00 PM	1:00 PM	1:00 PM	3:00 PM
Volume	4	703	127	10	22	6		15	4	4	7	1	4	107	922

Comments: N/A

LOCATION: SE 17th St btwn Federal Hwy and S Miami Rd													QC JOB #: 11348601		
SPECIFIC LOCATION: 10 ft from													DIRECTION: WB		
CITY/STATE: Fort Lauderdale, FL													DATE: Oct 08 2013 - Oct 14 2013		
Start Time	Motor-cycles	Cars & Trailer	2 Axle Long	Buses	2 Axle 6 Tire	3 Axle Single	4 Axle Single	<5 Axle Double	5 Axle Double	>6 Axle Double	<6 Axle Multi	6 Axle Multi	>6 Axle Multi	Not Classified	Total
Grand Total	278	81928	10428	636	2211	159	6	1400	104	144	346	27	155	8992	106814
Percent	0.3%	76.7%	9.8%	0.6%	2.1%	0.1%	0.0%	1.3%	0.1%	0.1%	0.3%	0.0%	0.1%	8.4%	
ADT 15259															
<i>Comments:</i> N/A															



SE 17th Street:

S. Miami Road to SE 10th Avenue

No Vehicle Classification

LOCATION: SE 17th St btwn SE 10th Ave and Cordova Rd SPECIFIC LOCATION: 10 ft from CITY/STATE: Fort Lauderdale, FL														QC JOB #: 11348603 DIRECTION: EB DATE: Oct 08 2013	
Start Time	Motor-cycles	Cars & Trailer	2 Axle Long	Buses	2 Axle 6 Tire	3 Axle Single	4 Axle Single	<5 Axle Double	5 Axle Double	>6 Axle Double	<6 Axle Multi	6 Axle Multi	>6 Axle Multi	Not Classified	Total
12:00 AM	0	88	14	0	4	0	0	0	0	0	0	0	0	3	109
1:00 AM	0	52	10	0	3	0	0	0	0	0	0	0	0	1	66
2:00 AM	0	39	6	0	0	0	0	0	0	0	0	0	0	0	45
3:00 AM	0	28	3	0	0	0	0	0	0	0	0	0	0	1	32
4:00 AM	0	88	20	1	6	0	0	2	0	0	0	0	0	0	117
5:00 AM	0	203	39	2	14	0	0	4	1	0	1	0	0	4	268
6:00 AM	0	385	90	6	21	1	0	12	2	0	0	0	1	20	538
7:00 AM	3	607	136	12	42	1	0	15	1	1	3	0	3	73	897
8:00 AM	2	697	111	5	31	1	0	12	5	2	5	0	1	84	956
9:00 AM	3	649	141	9	29	2	0	18	2	4	3	0	0	65	925
10:00 AM	8	563	150	4	37	2	0	16	0	2	2	0	2	66	852
11:00 AM	3	663	137	6	37	1	0	21	3	0	5	0	0	75	951
12:00 PM	6	592	98	10	20	4	0	15	1	0	4	1	2	106	859
1:00 PM	6	612	125	6	31	4	0	14	3	1	1	1	2	78	884
2:00 PM	8	752	121	9	23	2	0	14	1	0	2	0	0	63	995
3:00 PM	3	673	104	5	16	5	0	9	2	4	2	0	0	62	885
4:00 PM	3	702	113	6	21	2	0	11	1	2	4	1	5	60	931
5:00 PM	2	705	103	5	16	4	0	14	0	5	7	0	1	85	947
6:00 PM	6	764	90	10	17	0	0	12	2	2	7	1	1	73	985
7:00 PM	4	681	75	5	16	5	0	10	2	0	4	0	2	45	849
8:00 PM	6	587	79	2	6	1	0	6	1	0	2	0	1	24	715
9:00 PM	3	425	70	1	8	0	0	5	1	1	1	0	1	25	541
10:00 PM	1	380	67	5	8	0	0	3	0	0	0	0	0	14	478
11:00 PM	0	231	43	1	6	0	0	1	0	0	0	0	0	8	290
Day Total	67	11166	1945	110	412	35	0	214	28	24	53	4	22	1035	15115
Percent	0.4%	73.9%	12.9%	0.7%	2.7%	0.2%	0.0%	1.4%	0.2%	0.2%	0.4%	0.0%	0.1%	6.8%	
ADT 15115															
AM Peak	10:00 AM	8:00 AM	10:00 AM	7:00 AM	7:00 AM	9:00 AM		11:00 AM	8:00 AM	9:00 AM	8:00 AM		7:00 AM	8:00 AM	8:00 AM
Volume	8	697	150	12	42	2		21	5	4	5		3	84	956
PM Peak	2:00 PM	6:00 PM	1:00 PM	12:00 PM	1:00 PM	3:00 PM		12:00 PM	1:00 PM	5:00 PM	5:00 PM	12:00 PM	4:00 PM	12:00 PM	2:00 PM
Volume	8	764	125	10	31	5		15	3	5	7	1	5	106	995
<i>Comments:</i> N/A															

LOCATION: SE 17th St btwn SE 10th Ave and Cordova Rd SPECIFIC LOCATION: 10 ft from CITY/STATE: Fort Lauderdale, FL														QC JOB #: 11348603 DIRECTION: EB DATE: Oct 09 2013	
Start Time	Motor-cycles	Cars & Trailer	2 Axle Long	Buses	2 Axle 6 Tire	3 Axle Single	4 Axle Single	<5 Axle Double	5 Axle Double	>6 Axle Double	<6 Axle Multi	6 Axle Multi	>6 Axle Multi	Not Classified	Total
12:00 AM	0	109	20	1	1	0	0	1	0	0	0	0	0	3	135
1:00 AM	0	68	11	0	1	0	0	0	0	0	0	0	0	4	84
2:00 AM	0	41	7	0	3	0	0	2	0	0	0	0	0	2	55
3:00 AM	0	41	7	0	0	0	0	0	0	0	0	0	0	1	49
4:00 AM	1	77	14	0	3	0	0	4	0	0	0	0	0	2	101
5:00 AM	0	167	43	1	7	1	0	2	0	0	2	0	0	11	234
6:00 AM	0	402	86	4	32	1	1	10	0	1	0	0	0	29	566
7:00 AM	3	589	122	9	40	0	0	7	0	2	1	0	1	71	845
8:00 AM	2	689	131	14	30	5	0	27	3	2	9	0	1	106	1019
9:00 AM	4	647	160	13	48	3	0	23	1	5	4	0	2	85	995
10:00 AM	2	676	143	8	23	5	0	19	1	3	6	0	3	57	946
11:00 AM	1	669	135	4	34	3	1	19	2	2	2	0	5	65	942
12:00 PM	6	682	98	7	29	3	0	19	3	3	8	2	1	94	955
1:00 PM	3	698	135	9	29	5	0	17	3	2	4	0	1	90	996
2:00 PM	3	689	124	8	24	1	0	15	1	1	2	0	0	81	949
3:00 PM	2	711	113	10	17	3	0	16	4	2	3	0	4	64	949
4:00 PM	3	715	94	14	25	3	0	10	0	2	2	1	3	77	949
5:00 PM	3	690	87	10	15	3	0	17	1	1	4	0	2	99	932
6:00 PM	2	792	116	7	19	2	0	13	0	3	3	0	0	69	1026
7:00 PM	2	718	93	4	7	1	0	5	1	2	3	0	2	61	899
8:00 PM	0	507	85	3	7	1	0	10	2	2	0	1	0	33	651
9:00 PM	0	446	75	2	11	0	0	3	0	2	1	0	0	29	569
10:00 PM	0	356	68	4	6	0	0	3	0	0	0	0	0	15	452
11:00 PM	0	240	55	2	8	0	0	4	0	0	0	0	0	21	330
Day Total	37	11419	2022	134	419	40	2	246	22	35	54	4	25	1169	15628
Percent	0.2%	73.1%	12.9%	0.9%	2.7%	0.3%	0.0%	1.6%	0.1%	0.2%	0.3%	0.0%	0.2%	7.5%	
ADT 15628															
AM Peak	9:00 AM	8:00 AM	9:00 AM	8:00 AM	9:00 AM	8:00 AM	6:00 AM	8:00 AM	8:00 AM	9:00 AM	8:00 AM		11:00 AM	8:00 AM	8:00 AM
Volume	4	689	160	14	48	5	1	27	3	5	9		5	106	1019
PM Peak	12:00 PM	6:00 PM	1:00 PM	4:00 PM	12:00 PM	1:00 PM		12:00 PM	3:00 PM	12:00 PM	12:00 PM	12:00 PM	3:00 PM	5:00 PM	6:00 PM
Volume	6	792	135	14	29	5		19	4	3	8	2	4	99	1026
<i>Comments:</i> N/A															

LOCATION: SE 17th St btwn SE 10th Ave and Cordova Rd SPECIFIC LOCATION: 10 ft from CITY/STATE: Fort Lauderdale, FL														QC JOB #: 11348603 DIRECTION: EB DATE: Oct 10 2013	
Start Time	Motor-cycles	Cars & Trailer	2 Axle Long	Buses	2 Axle 6 Tire	3 Axle Single	4 Axle Single	<5 Axle Double	5 Axle Double	>6 Axle Double	<6 Axle Multi	6 Axle Multi	>6 Axle Multi	Not Classified	Total
12:00 AM	0	143	21	0	4	0	0	2	0	0	0	0	0	6	176
1:00 AM	0	87	11	0	0	0	0	0	0	0	0	0	0	5	103
2:00 AM	0	55	5	0	2	0	0	0	0	0	0	0	0	0	62
3:00 AM	0	43	5	0	1	0	0	2	0	0	0	0	0	1	52
4:00 AM	0	100	16	0	4	0	0	1	0	0	0	0	0	2	123
5:00 AM	0	183	54	4	11	0	0	6	0	0	0	0	0	12	270
6:00 AM	0	389	74	6	21	0	0	10	0	0	0	1	0	38	539
7:00 AM	4	585	119	11	25	3	0	15	2	2	3	1	0	103	873
8:00 AM	4	560	108	7	26	6	0	12	1	2	4	0	0	99	829
9:00 AM	0	620	136	3	35	1	0	26	3	1	5	1	0	70	901
10:00 AM	3	558	138	8	34	3	0	23	0	0	5	1	3	70	846
11:00 AM	3	725	121	8	24	2	0	20	2	3	4	0	1	91	1004
12:00 PM	9	605	126	4	22	3	0	11	1	1	4	1	2	110	899
1:00 PM	9	645	116	4	22	2	0	13	3	1	4	0	5	103	927
2:00 PM	5	690	126	12	32	3	0	12	1	1	7	0	4	74	967
3:00 PM	2	653	110	5	19	1	0	15	0	2	3	0	1	75	886
4:00 PM	4	606	81	6	17	2	0	16	1	4	1	0	1	80	819
5:00 PM	7	621	87	4	12	3	0	11	3	2	4	0	0	90	844
6:00 PM	3	741	93	4	18	4	0	14	0	0	4	1	1	95	978
7:00 PM	2	698	94	3	20	8	0	18	3	1	1	1	1	60	910
8:00 PM	0	561	62	4	8	1	0	6	1	0	2	1	2	46	694
9:00 PM	1	493	81	3	12	0	0	6	0	1	0	0	0	33	630
10:00 PM	0	377	51	4	5	0	0	3	0	0	1	0	0	12	453
11:00 PM	1	286	41	0	4	0	0	2	0	0	0	0	0	7	341
Day Total	57	11024	1876	100	378	42	0	244	21	21	52	8	21	1282	15126
Percent	0.4%	72.9%	12.4%	0.7%	2.5%	0.3%	0.0%	1.6%	0.1%	0.1%	0.3%	0.1%	0.1%	8.5%	
ADT 15126															
AM Peak	7:00 AM	11:00 AM	10:00 AM	7:00 AM	9:00 AM	8:00 AM		9:00 AM	9:00 AM	11:00 AM	9:00 AM	6:00 AM	10:00 AM	7:00 AM	11:00 AM
Volume	4	725	138	11	35	6		26	3	3	5	1	3	103	1004
PM Peak	12:00 PM	6:00 PM	12:00 PM	2:00 PM	2:00 PM	7:00 PM		7:00 PM	1:00 PM	4:00 PM	2:00 PM	12:00 PM	1:00 PM	12:00 PM	6:00 PM
Volume	9	741	126	12	32	8		18	3	4	7	1	5	110	978
<i>Comments:</i> N/A															

LOCATION: SE 17th St btwn SE 10th Ave and Cordova Rd SPECIFIC LOCATION: 10 ft from CITY/STATE: Fort Lauderdale, FL														QC JOB #: 11348603 DIRECTION: EB DATE: Oct 11 2013	
Start Time	Motor-cycles	Cars & Trailer	2 Axle Long	Buses	2 Axle 6 Tire	3 Axle Single	4 Axle Single	<5 Axle Double	5 Axle Double	>6 Axle Double	<6 Axle Multi	6 Axle Multi	>6 Axle Multi	Not Classified	Total
12:00 AM	0	157	29	0	4	0	0	0	0	0	0	0	0	4	194
1:00 AM	1	74	16	0	2	1	0	2	0	0	0	0	0	2	98
2:00 AM	0	42	8	0	2	0	0	0	0	0	0	0	0	2	54
3:00 AM	0	48	11	0	1	0	0	1	0	0	0	0	0	1	62
4:00 AM	0	81	21	1	3	0	0	3	0	0	0	0	0	4	113
5:00 AM	0	195	54	2	10	2	0	3	0	0	0	0	0	9	275
6:00 AM	1	385	84	7	22	2	0	16	1	1	2	0	0	26	547
7:00 AM	2	629	139	5	32	2	0	16	0	1	1	0	2	75	904
8:00 AM	2	708	151	7	33	4	0	20	1	1	5	0	0	88	1020
9:00 AM	1	652	139	12	38	4	0	18	1	4	4	0	2	85	960
10:00 AM	3	618	133	10	27	4	0	20	2	5	4	0	0	64	890
11:00 AM	5	701	134	8	34	3	0	17	2	3	1	0	5	92	1005
12:00 PM	6	677	91	7	24	4	0	21	0	3	6	2	2	128	971
1:00 PM	8	668	105	4	24	5	0	19	1	3	1	0	2	103	943
2:00 PM	4	684	107	8	21	3	1	20	2	3	6	0	1	96	956
3:00 PM	2	739	105	5	21	2	0	17	2	2	4	1	3	104	1007
4:00 PM	1	695	101	9	11	3	1	14	4	2	7	0	4	95	947
5:00 PM	5	740	102	7	23	0	0	7	4	3	6	0	3	95	995
6:00 PM	2	771	103	8	8	0	0	10	1	0	3	1	4	87	998
7:00 PM	3	742	107	6	14	3	0	12	1	2	2	1	1	70	964
8:00 PM	2	608	112	5	14	1	0	10	2	1	2	1	0	46	804
9:00 PM	2	573	100	3	14	2	0	3	1	0	3	0	0	39	740
10:00 PM	2	548	82	7	20	2	0	6	1	0	1	0	2	46	717
11:00 PM	1	425	82	1	8	0	0	4	0	0	1	0	0	20	542
Day Total	53	12160	2116	122	410	47	2	259	26	34	59	6	31	1381	16706
Percent	0.3%	72.8%	12.7%	0.7%	2.5%	0.3%	0.0%	1.6%	0.2%	0.2%	0.4%	0.0%	0.2%	8.3%	
ADT 16706															
AM Peak	11:00 AM	8:00 AM	8:00 AM	9:00 AM	9:00 AM	8:00 AM		8:00 AM	10:00 AM	10:00 AM	8:00 AM		11:00 AM	11:00 AM	8:00 AM
Volume	5	708	151	12	38	4		20	2	5	5		5	92	1020
PM Peak	1:00 PM	6:00 PM	8:00 PM	4:00 PM	12:00 PM	1:00 PM	2:00 PM	12:00 PM	4:00 PM	12:00 PM	4:00 PM	12:00 PM	4:00 PM	12:00 PM	3:00 PM
Volume	8	771	112	9	24	5	1	21	4	3	7	2	4	128	1007
<i>Comments:</i> N/A															

LOCATION: SE 17th St btwn SE 10th Ave and Cordova Rd SPECIFIC LOCATION: 10 ft from CITY/STATE: Fort Lauderdale, FL														QC JOB #: 11348603 DIRECTION: EB DATE: Oct 12 2013	
Start Time	Motor-cycles	Cars & Trailer	2 Axle Long	Buses	2 Axle 6 Tire	3 Axle Single	4 Axle Single	<5 Axle Double	5 Axle Double	>6 Axle Double	<6 Axle Multi	6 Axle Multi	>6 Axle Multi	Not Classified	Total
12:00 AM	0	374	76	0	9	0	0	6	1	0	0	0	0	16	482
1:00 AM	1	234	33	3	6	0	0	2	0	0	1	0	0	10	290
2:00 AM	0	133	16	0	3	1	0	1	0	0	1	0	0	3	158
3:00 AM	0	99	14	0	2	0	0	0	0	0	0	0	0	0	115
4:00 AM	0	112	33	0	2	0	0	2	0	0	0	0	0	2	151
5:00 AM	0	253	61	3	12	0	0	6	0	1	0	0	0	11	347
6:00 AM	1	340	88	4	22	3	0	5	1	0	0	0	0	20	484
7:00 AM	0	565	118	5	29	3	0	17	1	0	1	0	1	50	790
8:00 AM	3	675	164	5	23	6	1	16	2	1	2	0	0	57	955
9:00 AM	7	708	102	7	18	2	0	18	0	1	1	0	4	95	963
10:00 AM	2	686	110	7	27	1	0	12	1	1	3	0	0	89	939
11:00 AM	4	710	110	5	24	4	0	13	2	3	9	0	0	104	988
12:00 PM	9	702	97	10	11	2	0	21	4	0	1	2	4	109	972
1:00 PM	7	644	100	6	19	2	0	9	2	2	6	1	2	123	923
2:00 PM	3	709	120	7	22	1	0	15	1	1	11	0	5	120	1015
3:00 PM	5	702	121	7	15	1	0	8	2	1	5	0	2	98	967
4:00 PM	4	578	85	8	21	1	0	15	0	2	8	0	10	97	829
5:00 PM	6	650	108	8	14	2	0	6	4	3	4	0	4	103	912
6:00 PM	3	721	95	3	17	3	0	11	0	0	2	0	2	77	934
7:00 PM	6	749	112	7	17	4	0	16	1	1	4	1	4	64	986
8:00 PM	4	628	100	4	9	2	0	4	2	1	3	0	3	42	802
9:00 PM	3	539	94	5	16	0	0	8	0	0	4	0	1	36	706
10:00 PM	5	497	89	3	6	1	0	6	1	0	2	0	0	29	639
11:00 PM	0	407	67	2	8	1	0	4	1	0	1	0	0	25	516
Day Total	73	12415	2113	109	352	40	1	221	26	18	69	4	42	1380	16863
Percent	0.4%	73.6%	12.5%	0.6%	2.1%	0.2%	0.0%	1.3%	0.2%	0.1%	0.4%	0.0%	0.2%	8.2%	
ADT 16863															
AM Peak	9:00 AM	11:00 AM	8:00 AM	9:00 AM	7:00 AM	8:00 AM	8:00 AM	9:00 AM	8:00 AM	11:00 AM	11:00 AM		9:00 AM	11:00 AM	11:00 AM
Volume	7	710	164	7	29	6	1	18	2	3	9		4	104	988
PM Peak	12:00 PM	7:00 PM	3:00 PM	12:00 PM	2:00 PM	7:00 PM		12:00 PM	12:00 PM	5:00 PM	2:00 PM	12:00 PM	4:00 PM	1:00 PM	2:00 PM
Volume	9	749	121	10	22	4		21	4	3	11	2	10	123	1015
<i>Comments:</i> N/A															

LOCATION: SE 17th St btwn SE 10th Ave and Cordova Rd SPECIFIC LOCATION: 10 ft from CITY/STATE: Fort Lauderdale, FL														QC JOB #: 11348603 DIRECTION: EB DATE: Oct 13 2013	
Start Time	Motor-cycles	Cars & Trailer	2 Axle Long	Buses	2 Axle 6 Tire	3 Axle Single	4 Axle Single	<5 Axle Double	5 Axle Double	>6 Axle Double	<6 Axle Multi	6 Axle Multi	>6 Axle Multi	Not Classified	Total
12:00 AM	0	296	58	0	5	0	0	3	0	0	1	0	0	18	381
1:00 AM	0	181	26	4	4	0	0	2	0	1	0	0	0	8	226
2:00 AM	1	133	19	0	4	0	0	0	0	0	0	0	0	5	162
3:00 AM	0	85	19	0	1	0	0	1	0	0	0	0	0	3	109
4:00 AM	0	116	40	0	4	0	0	3	0	0	0	0	0	3	166
5:00 AM	0	225	56	1	16	0	0	3	0	0	0	0	0	10	311
6:00 AM	1	312	107	0	20	1	0	4	0	0	1	0	0	12	458
7:00 AM	0	372	118	3	17	0	0	8	0	0	1	0	0	30	549
8:00 AM	2	551	116	2	21	3	0	9	0	2	2	0	0	51	759
9:00 AM	4	664	103	7	20	1	0	5	1	1	2	0	2	55	865
10:00 AM	5	668	115	8	18	3	0	12	0	1	2	2	1	76	911
11:00 AM	3	710	111	15	26	2	0	9	0	1	0	1	3	84	965
12:00 PM	6	650	119	5	17	2	1	12	2	2	4	0	2	100	922
1:00 PM	9	783	110	6	17	3	0	15	1	3	4	0	0	97	1048
2:00 PM	10	693	92	4	14	3	0	11	0	1	6	0	5	70	909
3:00 PM	6	702	109	6	12	0	0	14	5	1	2	0	3	75	935
4:00 PM	7	665	96	4	20	2	0	12	1	2	2	0	1	66	878
5:00 PM	4	682	100	3	12	0	0	5	1	1	3	0	2	70	883
6:00 PM	4	652	101	5	13	2	0	14	2	1	1	0	1	50	846
7:00 PM	2	589	89	5	16	0	0	5	1	2	3	0	0	41	753
8:00 PM	0	511	78	3	12	0	1	3	0	0	3	0	1	25	637
9:00 PM	1	391	84	2	11	0	0	5	0	0	2	0	0	13	509
10:00 PM	0	349	53	3	12	0	0	4	0	0	0	0	0	8	429
11:00 PM	2	244	56	0	5	0	0	1	0	1	1	0	0	12	322
Day Total	67	11224	1975	86	317	22	2	160	14	20	40	3	21	982	14933
Percent	0.4%	75.2%	13.2%	0.6%	2.1%	0.1%	0.0%	1.1%	0.1%	0.1%	0.3%	0.0%	0.1%	6.6%	
ADT 14933															
AM Peak	10:00 AM	11:00 AM	7:00 AM	11:00 AM	11:00 AM	8:00 AM		10:00 AM	9:00 AM	8:00 AM	8:00 AM	10:00 AM	11:00 AM	11:00 AM	11:00 AM
Volume	5	710	118	15	26	3		12	1	2	2	2	3	84	965
PM Peak	2:00 PM	1:00 PM	12:00 PM	1:00 PM	4:00 PM	1:00 PM	12:00 PM	1:00 PM	3:00 PM	1:00 PM	2:00 PM		2:00 PM	12:00 PM	1:00 PM
Volume	10	783	119	6	20	3	1	15	5	3	6		5	100	1048
<i>Comments:</i> N/A															

LOCATION: SE 17th St btwn SE 10th Ave and Cordova Rd SPECIFIC LOCATION: 10 ft from CITY/STATE: Fort Lauderdale, FL														QC JOB #: 11348603 DIRECTION: EB DATE: Oct 14 2013	
Start Time	Motor-cycles	Cars & Trailer	2 Axle Long	Buses	2 Axle 6 Tire	3 Axle Single	4 Axle Single	<5 Axle Double	5 Axle Double	>6 Axle Double	<6 Axle Multi	6 Axle Multi	>6 Axle Multi	Not Classified	Total
12:00 AM	0	170	25	2	4	0	0	2	0	0	0	0	0	2	205
1:00 AM	0	84	15	0	2	0	0	0	0	0	0	0	0	5	106
2:00 AM	0	58	5	0	0	0	0	2	0	0	0	0	0	2	67
3:00 AM	0	48	14	1	2	0	0	3	1	0	0	0	0	5	74
4:00 AM	0	79	31	1	6	0	0	3	0	0	0	0	0	2	122
5:00 AM	0	172	56	3	18	0	0	6	0	0	0	0	0	11	266
6:00 AM	2	372	98	6	26	3	0	14	0	0	2	0	0	28	551
7:00 AM	2	623	149	11	46	6	0	15	0	1	1	1	1	53	909
8:00 AM	4	741	147	7	33	4	1	37	1	2	4	1	2	83	1067
9:00 AM	4	583	161	14	52	0	1	20	4	2	5	0	0	71	917
10:00 AM	6	588	144	15	40	2	0	13	2	5	2	0	1	68	886
11:00 AM	8	591	157	10	34	4	0	17	2	0	3	2	6	81	915
12:00 PM	5	655	154	15	39	3	0	11	1	2	3	0	2	105	995
1:00 PM	4	673	116	3	26	4	0	14	1	3	3	0	3	99	949
2:00 PM	6	647	128	12	24	4	0	15	0	2	1	1	4	75	919
3:00 PM	3	660	123	6	24	0	0	17	1	0	2	0	0	84	920
4:00 PM	5	666	118	3	21	1	0	17	1	1	5	0	4	86	928
5:00 PM	7	676	117	8	19	1	1	13	0	2	3	1	3	105	956
6:00 PM	3	697	95	9	17	3	0	10	0	4	4	0	2	76	920
7:00 PM	1	673	86	4	16	2	0	13	1	0	4	0	1	41	842
8:00 PM	2	544	68	2	14	0	0	6	0	0	2	0	2	30	670
9:00 PM	0	442	67	2	7	0	0	5	0	0	1	0	0	19	543
10:00 PM	0	362	51	1	11	0	0	5	1	1	0	1	0	17	450
11:00 PM	0	203	36	2	6	0	0	2	0	0	0	0	0	6	255
Day Total	62	11007	2161	137	487	37	3	260	16	25	45	7	31	1154	15432
Percent	0.4%	71.3%	14.0%	0.9%	3.2%	0.2%	0.0%	1.7%	0.1%	0.2%	0.3%	0.0%	0.2%	7.5%	
ADT 15432															
AM Peak Volume	11:00 AM	8:00 AM	9:00 AM	10:00 AM	9:00 AM	7:00 AM	8:00 AM	8:00 AM	9:00 AM	10:00 AM	9:00 AM	11:00 AM	11:00 AM	8:00 AM	8:00 AM
PM Peak Volume	5:00 PM	6:00 PM	12:00 PM	12:00 PM	12:00 PM	1:00 PM	5:00 PM	3:00 PM	12:00 PM	6:00 PM	4:00 PM	2:00 PM	2:00 PM	12:00 PM	12:00 PM

Comments: N/A

LOCATION: SE 17th St btwn SE 10th Ave and Cordova Rd													QC JOB #: 11348603		
SPECIFIC LOCATION: 10 ft from													DIRECTION: EB		
CITY/STATE: Fort Lauderdale, FL													DATE: Oct 08 2013 - Oct 14 2013		
Start Time	Motor-cycles	Cars & Trailer	2 Axle Long	Buses	2 Axle 6 Tire	3 Axle Single	4 Axle Single	<5 Axle Double	5 Axle Double	>6 Axle Double	<6 Axle Multi	6 Axle Multi	>6 Axle Multi	Not Classified	Total
Grand Total	416	80415	14208	798	2775	263	10	1604	153	177	372	36	193	8383	109803
Percent	0.4%	73.2%	12.9%	0.7%	2.5%	0.2%	0.0%	1.5%	0.1%	0.2%	0.3%	0.0%	0.2%	7.6%	
ADT 15686															
<i>Comments:</i> N/A															



LOCATION: SE 17th St btwn SE 10th Ave and Cordova Rd SPECIFIC LOCATION: 10 ft from CITY/STATE: Fort Lauderdale, FL														QC JOB #: 11348603 DIRECTION: WB DATE: Oct 08 2013	
Start Time	Motor-cycles	Cars & Trailer	2 Axle Long	Buses	2 Axle 6 Tire	3 Axle Single	4 Axle Single	<5 Axle Double	5 Axle Double	>6 Axle Double	<6 Axle Multi	6 Axle Multi	>6 Axle Multi	Not Classified	Total
12:00 AM	0	144	25	0	3	0	0	1	0	0	0	0	0	3	176
1:00 AM	0	74	14	0	6	0	0	3	0	0	0	0	0	1	98
2:00 AM	0	45	12	0	1	0	0	1	0	0	0	0	0	0	59
3:00 AM	0	34	9	0	2	0	0	1	0	0	0	0	0	1	47
4:00 AM	0	47	13	0	5	0	0	1	0	0	0	0	0	1	67
5:00 AM	0	136	32	1	9	0	0	3	1	0	0	0	0	5	187
6:00 AM	1	286	74	6	22	0	0	6	0	2	0	0	1	14	412
7:00 AM	1	562	106	8	26	3	0	14	2	2	7	0	3	32	766
8:00 AM	2	596	111	8	29	2	0	15	1	2	6	1	3	59	835
9:00 AM	5	442	117	3	40	4	0	20	3	0	0	0	2	64	700
10:00 AM	5	496	141	8	25	6	0	27	0	1	3	0	0	75	787
11:00 AM	2	586	126	3	34	0	0	18	1	2	5	1	1	70	849
12:00 PM	9	636	132	4	25	2	0	15	2	1	2	0	3	112	943
1:00 PM	7	583	138	4	29	4	1	10	1	3	3	1	2	88	874
2:00 PM	6	586	143	3	38	2	0	12	2	0	3	0	3	93	891
3:00 PM	10	532	114	1	24	1	0	18	0	2	3	0	1	103	809
4:00 PM	5	646	119	5	26	4	0	15	2	2	2	1	1	108	936
5:00 PM	9	610	101	2	17	0	0	14	2	3	3	0	2	129	892
6:00 PM	10	669	109	6	19	1	0	12	1	1	4	0	1	83	916
7:00 PM	7	614	85	3	14	0	0	14	1	1	1	0	2	71	813
8:00 PM	6	636	88	4	16	2	0	7	0	0	3	0	1	53	816
9:00 PM	3	608	86	8	9	0	0	6	0	2	0	0	0	52	774
10:00 PM	2	500	77	5	10	0	0	10	0	2	2	0	0	18	626
11:00 PM	4	343	59	3	10	0	0	1	1	0	0	0	0	18	439
Day Total	94	10411	2031	85	439	31	1	244	20	26	47	4	26	1253	14712
Percent	0.6%	70.8%	13.8%	0.6%	3.0%	0.2%	0.0%	1.7%	0.1%	0.2%	0.3%	0.0%	0.2%	8.5%	
ADT 14712															
AM Peak Volume	9:00 AM	8:00 AM	10:00 AM	7:00 AM	9:00 AM	10:00 AM		10:00 AM	9:00 AM	6:00 AM	7:00 AM	8:00 AM	7:00 AM	10:00 AM	11:00 AM
	5	596	141	8	40	6		27	3	2	7	1	3	75	849
PM Peak Volume	3:00 PM	6:00 PM	2:00 PM	9:00 PM	2:00 PM	1:00 PM	1:00 PM	3:00 PM	12:00 PM	1:00 PM	6:00 PM	1:00 PM	12:00 PM	5:00 PM	12:00 PM
	10	669	143	8	38	4	1	18	2	3	4	1	3	129	943
<i>Comments:</i> N/A															

LOCATION: SE 17th St btwn SE 10th Ave and Cordova Rd SPECIFIC LOCATION: 10 ft from CITY/STATE: Fort Lauderdale, FL														QC JOB #: 11348603 DIRECTION: WB DATE: Oct 09 2013	
Start Time	Motor-cycles	Cars & Trailer	2 Axle Long	Buses	2 Axle 6 Tire	3 Axle Single	4 Axle Single	<5 Axle Double	5 Axle Double	>6 Axle Double	<6 Axle Multi	6 Axle Multi	>6 Axle Multi	Not Classified	Total
12:00 AM	0	139	35	0	3	0	0	0	0	0	0	0	0	6	183
1:00 AM	0	82	13	1	0	0	0	1	0	0	0	0	0	0	97
2:00 AM	0	55	13	0	5	0	0	0	0	0	0	0	0	5	78
3:00 AM	0	38	7	0	0	0	0	1	0	0	0	0	0	1	47
4:00 AM	0	52	12	0	3	0	0	1	0	0	0	0	0	0	68
5:00 AM	0	108	38	1	8	0	0	4	0	1	0	0	0	5	165
6:00 AM	0	268	70	5	27	0	0	4	0	0	1	0	0	11	386
7:00 AM	1	545	92	7	29	1	0	13	1	3	3	0	0	43	738
8:00 AM	6	601	104	7	28	2	0	12	3	1	3	0	0	62	829
9:00 AM	5	459	113	3	28	2	0	11	2	4	9	0	4	72	712
10:00 AM	2	566	143	7	32	4	0	13	0	3	4	0	4	83	861
11:00 AM	0	556	153	4	32	3	0	20	2	3	2	0	0	80	855
12:00 PM	3	634	145	4	24	5	0	19	0	1	5	0	1	97	938
1:00 PM	8	610	165	7	24	5	0	18	1	4	2	1	1	104	950
2:00 PM	5	597	140	3	28	4	0	16	0	4	3	0	3	91	894
3:00 PM	4	609	137	5	23	3	0	17	0	0	3	0	5	110	916
4:00 PM	3	630	114	4	26	2	0	14	3	5	3	0	1	91	896
5:00 PM	8	671	90	3	17	4	0	19	1	1	3	0	2	94	913
6:00 PM	1	662	113	4	13	3	1	16	1	1	2	0	0	87	904
7:00 PM	8	615	91	4	18	2	0	8	1	0	3	0	1	78	829
8:00 PM	3	671	104	4	15	1	0	5	1	1	2	0	0	50	857
9:00 PM	3	634	102	7	17	1	0	12	1	0	1	0	0	41	819
10:00 PM	2	477	87	2	11	0	0	7	0	0	0	0	0	27	613
11:00 PM	1	414	72	3	5	1	0	2	0	0	0	0	0	17	515
Day Total	63	10693	2153	85	416	43	1	233	17	32	49	1	22	1255	15063
Percent	0.4%	71.0%	14.3%	0.6%	2.8%	0.3%	0.0%	1.5%	0.1%	0.2%	0.3%	0.0%	0.1%	8.3%	
ADT 15063															
AM Peak	8:00 AM	8:00 AM	11:00 AM	7:00 AM	10:00 AM	10:00 AM		11:00 AM	8:00 AM	9:00 AM	9:00 AM		9:00 AM	10:00 AM	10:00 AM
Volume	6	601	153	7	32	4		20	3	4	9		4	83	861
PM Peak	1:00 PM	5:00 PM	1:00 PM	1:00 PM	2:00 PM	12:00 PM	6:00 PM	12:00 PM	4:00 PM	4:00 PM	12:00 PM	1:00 PM	3:00 PM	3:00 PM	1:00 PM
Volume	8	671	165	7	28	5	1	19	3	5	5	1	5	110	950
<i>Comments:</i> N/A															

LOCATION: SE 17th St btwn SE 10th Ave and Cordova Rd SPECIFIC LOCATION: 10 ft from CITY/STATE: Fort Lauderdale, FL														QC JOB #: 11348603 DIRECTION: WB DATE: Oct 10 2013	
Start Time	Motor-cycles	Cars & Trailer	2 Axle Long	Buses	2 Axle 6 Tire	3 Axle Single	4 Axle Single	<5 Axle Double	5 Axle Double	>6 Axle Double	<6 Axle Multi	6 Axle Multi	>6 Axle Multi	Not Classified	Total
12:00 AM	0	143	42	1	8	0	0	2	0	0	0	0	0	8	204
1:00 AM	0	97	27	0	7	0	0	1	0	0	0	0	0	2	134
2:00 AM	0	62	8	0	4	0	0	0	0	0	0	0	0	1	75
3:00 AM	0	36	7	0	1	0	0	1	0	0	0	0	0	0	45
4:00 AM	0	66	29	0	2	0	0	0	1	0	0	0	0	1	99
5:00 AM	0	134	39	1	10	2	0	2	1	1	0	0	0	1	191
6:00 AM	0	289	77	6	23	1	0	6	1	1	0	0	0	13	417
7:00 AM	3	523	103	6	27	0	0	10	1	1	2	1	1	83	761
8:00 AM	7	561	114	8	28	2	0	17	1	2	1	0	0	83	824
9:00 AM	2	487	125	7	27	2	0	13	0	2	0	1	0	75	741
10:00 AM	2	504	153	6	34	4	0	19	1	1	6	0	3	68	801
11:00 AM	4	563	154	9	35	4	0	24	3	3	6	0	1	98	904
12:00 PM	5	632	130	0	26	4	0	11	1	0	2	0	2	100	913
1:00 PM	6	615	127	4	21	2	0	10	0	1	3	0	3	96	888
2:00 PM	1	593	115	9	29	5	0	15	0	0	2	0	3	102	874
3:00 PM	6	541	123	6	25	4	0	19	1	3	4	0	3	112	847
4:00 PM	6	550	105	6	17	2	0	12	2	1	1	0	3	104	809
5:00 PM	6	587	101	2	12	2	0	15	1	0	6	0	0	134	866
6:00 PM	7	684	123	3	26	2	0	5	0	3	4	0	1	83	941
7:00 PM	4	723	105	2	25	2	0	14	1	2	4	0	1	90	973
8:00 PM	5	643	86	3	14	0	0	12	0	1	4	1	1	65	835
9:00 PM	4	643	90	6	20	1	0	8	0	1	1	0	1	52	827
10:00 PM	3	662	104	4	14	1	0	4	0	3	2	0	1	51	849
11:00 PM	1	554	95	3	5	0	0	1	0	2	0	0	0	57	718
Day Total	72	10892	2182	92	440	40	0	221	15	28	48	3	24	1479	15536
Percent	0.5%	70.1%	14.0%	0.6%	2.8%	0.3%	0.0%	1.4%	0.1%	0.2%	0.3%	0.0%	0.2%	9.5%	
ADT 15536															
AM Peak	8:00 AM	11:00 AM	11:00 AM	11:00 AM	11:00 AM	10:00 AM		11:00 AM	11:00 AM	11:00 AM	10:00 AM	7:00 AM	10:00 AM	11:00 AM	11:00 AM
Volume	7	563	154	9	35	4		24	3	3	6	1	3	98	904
PM Peak	6:00 PM	7:00 PM	12:00 PM	2:00 PM	2:00 PM	2:00 PM		3:00 PM	4:00 PM	3:00 PM	5:00 PM	8:00 PM	1:00 PM	5:00 PM	7:00 PM
Volume	7	723	130	9	29	5		19	2	3	6	1	3	134	973
<i>Comments:</i> N/A															

LOCATION: SE 17th St btwn SE 10th Ave and Cordova Rd SPECIFIC LOCATION: 10 ft from CITY/STATE: Fort Lauderdale, FL														QC JOB #: 11348603 DIRECTION: WB DATE: Oct 11 2013	
Start Time	Motor-cycles	Cars & Trailer	2 Axle Long	Buses	2 Axle 6 Tire	3 Axle Single	4 Axle Single	<5 Axle Double	5 Axle Double	>6 Axle Double	<6 Axle Multi	6 Axle Multi	>6 Axle Multi	Not Classified	Total
12:00 AM	0	294	62	1	5	1	0	3	0	1	1	0	0	11	379
1:00 AM	1	151	25	0	13	0	0	4	0	0	0	0	0	9	203
2:00 AM	0	68	20	1	3	0	0	1	0	0	0	0	0	1	94
3:00 AM	0	48	10	1	1	0	0	1	0	0	0	0	0	2	63
4:00 AM	0	82	26	1	4	0	0	1	0	0	0	0	0	1	115
5:00 AM	0	146	49	1	11	0	0	2	1	0	0	0	0	4	214
6:00 AM	0	263	76	4	22	0	0	5	0	0	0	0	0	20	390
7:00 AM	0	535	117	9	23	0	0	9	1	3	0	1	1	49	748
8:00 AM	1	581	129	7	21	1	0	10	1	2	5	0	2	71	831
9:00 AM	6	515	131	11	35	2	0	14	1	5	1	0	2	77	800
10:00 AM	2	517	120	7	37	4	0	15	2	3	4	0	3	100	814
11:00 AM	6	612	154	6	33	1	0	17	1	0	4	0	2	86	922
12:00 PM	10	639	122	6	25	2	0	24	1	1	1	0	2	97	930
1:00 PM	1	547	126	8	24	4	1	18	0	0	4	0	1	109	843
2:00 PM	7	638	118	3	25	3	0	23	0	1	0	0	2	106	926
3:00 PM	5	555	129	4	21	2	0	12	1	1	6	1	1	115	853
4:00 PM	9	520	110	5	15	2	0	12	0	0	0	0	0	118	791
5:00 PM	6	651	97	8	22	5	0	11	1	3	5	0	3	112	924
6:00 PM	5	650	110	6	19	3	0	7	3	2	3	0	2	103	913
7:00 PM	6	669	126	3	20	0	0	14	0	1	3	2	3	89	936
8:00 PM	4	643	99	5	19	0	0	9	0	0	1	0	0	60	840
9:00 PM	3	661	123	5	18	2	0	13	0	1	2	0	0	56	884
10:00 PM	6	690	115	5	19	1	0	12	0	0	3	0	1	67	919
11:00 PM	1	634	113	4	18	1	0	10	0	4	3	0	1	49	838
Day Total	79	11309	2307	111	453	34	1	247	13	28	46	4	26	1512	16170
Percent	0.5%	69.9%	14.3%	0.7%	2.8%	0.2%	0.0%	1.5%	0.1%	0.2%	0.3%	0.0%	0.2%	9.4%	
ADT 16170															
AM Peak	9:00 AM	11:00 AM	11:00 AM	9:00 AM	10:00 AM	10:00 AM		11:00 AM	10:00 AM	9:00 AM	8:00 AM	7:00 AM	10:00 AM	10:00 AM	11:00 AM
Volume	6	612	154	11	37	4		17	2	5	5	1	3	100	922
PM Peak	12:00 PM	10:00 PM	3:00 PM	1:00 PM	12:00 PM	5:00 PM	1:00 PM	12:00 PM	6:00 PM	11:00 PM	3:00 PM	7:00 PM	5:00 PM	4:00 PM	7:00 PM
Volume	10	690	129	8	25	5	1	24	3	4	6	2	3	118	936
<i>Comments:</i> N/A															

LOCATION: SE 17th St btwn SE 10th Ave and Cordova Rd SPECIFIC LOCATION: 10 ft from CITY/STATE: Fort Lauderdale, FL														QC JOB #: 11348603 DIRECTION: WB DATE: Oct 12 2013	
Start Time	Motor-cycles	Cars & Trailer	2 Axle Long	Buses	2 Axle 6 Tire	3 Axle Single	4 Axle Single	<5 Axle Double	5 Axle Double	>6 Axle Double	<6 Axle Multi	6 Axle Multi	>6 Axle Multi	Not Classified	Total
12:00 AM	0	419	74	0	13	0	0	8	0	1	0	1	0	22	538
1:00 AM	0	257	47	2	8	0	0	2	0	0	0	0	0	9	325
2:00 AM	0	192	39	0	3	0	0	1	2	0	0	0	0	4	241
3:00 AM	0	210	35	0	3	0	0	3	0	0	0	0	0	6	257
4:00 AM	0	409	79	0	10	0	0	5	0	0	1	0	1	13	518
5:00 AM	0	141	49	0	8	3	0	2	0	0	0	0	0	2	205
6:00 AM	0	177	60	2	17	1	0	3	0	0	0	0	0	4	264
7:00 AM	1	308	92	6	16	2	0	5	0	0	2	0	0	27	459
8:00 AM	1	461	95	6	19	2	0	14	1	2	4	0	1	24	630
9:00 AM	7	494	102	5	20	3	0	13	1	0	2	0	4	72	723
10:00 AM	4	565	117	3	23	4	0	15	0	2	2	0	2	78	815
11:00 AM	3	682	121	8	23	1	0	19	0	4	1	1	0	93	956
12:00 PM	4	710	132	1	27	5	0	18	1	0	2	0	1	101	1002
1:00 PM	2	773	144	2	25	1	0	20	1	5	3	1	2	85	1064
2:00 PM	9	773	122	7	20	4	0	13	1	1	3	1	2	121	1077
3:00 PM	5	825	162	10	12	0	0	19	1	3	4	0	2	87	1130
4:00 PM	4	647	118	8	20	4	0	21	1	0	2	1	1	101	928
5:00 PM	6	789	120	3	15	1	2	26	1	1	7	0	2	111	1084
6:00 PM	5	772	114	4	9	3	0	15	0	4	3	1	2	98	1030
7:00 PM	7	691	128	4	19	2	0	20	4	2	6	0	1	86	970
8:00 PM	3	602	100	5	11	2	0	15	1	0	1	0	0	80	820
9:00 PM	6	646	108	1	11	1	0	10	0	1	1	1	0	53	839
10:00 PM	5	667	101	2	8	0	0	21	1	2	2	0	1	73	883
11:00 PM	3	720	97	8	12	0	0	8	0	0	2	0	1	78	929
Day Total	75	12930	2356	87	352	39	2	296	16	28	48	7	23	1428	17687
Percent	0.4%	73.1%	13.3%	0.5%	2.0%	0.2%	0.0%	1.7%	0.1%	0.2%	0.3%	0.0%	0.1%	8.1%	
ADT 17687															
AM Peak	9:00 AM	11:00 AM	11:00 AM	11:00 AM	10:00 AM	10:00 AM		11:00 AM	2:00 AM	11:00 AM	8:00 AM	12:00 AM	9:00 AM	11:00 AM	11:00 AM
Volume	7	682	121	8	23	4		19	2	4	4	1	4	93	956
PM Peak	2:00 PM	3:00 PM	3:00 PM	3:00 PM	12:00 PM	12:00 PM	5:00 PM	5:00 PM	7:00 PM	1:00 PM	5:00 PM	1:00 PM	1:00 PM	2:00 PM	3:00 PM
Volume	9	825	162	10	27	5	2	26	4	5	7	1	2	121	1130
<i>Comments:</i> N/A															

LOCATION: SE 17th St btwn SE 10th Ave and Cordova Rd SPECIFIC LOCATION: 10 ft from CITY/STATE: Fort Lauderdale, FL														QC JOB #: 11348603 DIRECTION: WB DATE: Oct 13 2013	
Start Time	Motor-cycles	Cars & Trailer	2 Axle Long	Buses	2 Axle 6 Tire	3 Axle Single	4 Axle Single	<5 Axle Double	5 Axle Double	>6 Axle Double	<6 Axle Multi	6 Axle Multi	>6 Axle Multi	Not Classified	Total
12:00 AM	1	453	78	2	5	0	0	4	1	0	0	0	0	33	577
1:00 AM	1	303	43	3	7	0	0	6	0	0	1	0	0	17	381
2:00 AM	1	236	40	2	7	0	0	3	0	0	0	0	0	6	295
3:00 AM	0	139	26	0	2	0	0	1	0	0	0	0	0	2	170
4:00 AM	1	117	34	0	3	0	0	2	1	0	0	0	0	2	160
5:00 AM	1	150	45	0	9	0	0	2	0	0	0	0	0	3	210
6:00 AM	0	225	64	0	12	0	0	0	0	0	0	0	0	1	302
7:00 AM	3	309	97	1	20	1	0	5	1	0	5	0	0	15	457
8:00 AM	0	432	109	3	18	0	0	4	1	0	1	0	0	21	589
9:00 AM	5	500	87	7	21	1	0	17	0	2	2	0	1	38	681
10:00 AM	10	546	112	2	14	1	0	8	0	3	2	0	4	69	771
11:00 AM	4	742	123	7	16	2	0	12	1	1	4	0	3	83	998
12:00 PM	3	727	111	8	19	0	0	28	2	2	1	0	2	90	993
1:00 PM	6	690	131	5	15	2	0	23	1	2	3	1	0	70	949
2:00 PM	7	688	114	3	12	1	0	19	1	0	3	1	4	79	932
3:00 PM	6	742	115	1	21	2	0	19	2	6	5	1	7	84	1011
4:00 PM	8	784	97	1	16	0	0	17	1	1	5	0	5	90	1025
5:00 PM	4	734	119	5	17	2	0	15	1	1	1	1	0	99	999
6:00 PM	5	706	113	4	26	1	0	18	1	2	3	0	1	90	970
7:00 PM	4	634	103	6	17	2	0	10	2	2	3	0	1	74	858
8:00 PM	1	582	98	3	12	2	0	3	2	0	1	0	1	57	762
9:00 PM	4	515	94	2	13	0	0	9	0	0	1	0	0	19	657
10:00 PM	2	448	61	2	13	0	0	6	0	0	1	0	0	21	554
11:00 PM	3	409	44	0	9	1	0	5	0	1	0	0	0	12	484
Day Total	80	11811	2058	67	324	18	0	236	18	23	42	4	29	1075	15785
Percent	0.5%	74.8%	13.0%	0.4%	2.1%	0.1%	0.0%	1.5%	0.1%	0.1%	0.3%	0.0%	0.2%	6.8%	
ADT 15785															
AM Peak	10:00 AM	11:00 AM	11:00 AM	9:00 AM	9:00 AM	11:00 AM		9:00 AM	12:00 AM	10:00 AM	7:00 AM		10:00 AM	11:00 AM	11:00 AM
Volume	10	742	123	7	21	2		17	1	3	5		4	83	998
PM Peak	4:00 PM	4:00 PM	1:00 PM	12:00 PM	6:00 PM	1:00 PM		12:00 PM	12:00 PM	3:00 PM	3:00 PM	1:00 PM	3:00 PM	5:00 PM	4:00 PM
Volume	8	784	131	8	26	2		28	2	6	5	1	7	99	1025
<i>Comments:</i> N/A															

LOCATION: SE 17th St btwn SE 10th Ave and Cordova Rd SPECIFIC LOCATION: 10 ft from CITY/STATE: Fort Lauderdale, FL														QC JOB #: 11348603 DIRECTION: WB DATE: Oct 14 2013	
Start Time	Motor-cycles	Cars & Trailer	2 Axle Long	Buses	2 Axle 6 Tire	3 Axle Single	4 Axle Single	<5 Axle Double	5 Axle Double	>6 Axle Double	<6 Axle Multi	6 Axle Multi	>6 Axle Multi	Not Classified	Total
12:00 AM	1	215	34	0	5	0	0	3	0	0	0	0	0	5	263
1:00 AM	0	114	24	0	1	0	0	0	0	0	0	0	0	4	143
2:00 AM	0	82	13	0	1	0	0	0	0	0	0	0	0	1	97
3:00 AM	0	43	12	1	2	0	0	4	0	0	0	0	0	2	64
4:00 AM	0	79	29	2	4	0	0	2	2	0	0	0	0	3	121
5:00 AM	0	146	45	1	6	0	0	4	0	0	0	0	0	5	207
6:00 AM	0	306	90	7	20	1	0	8	2	0	3	0	0	12	449
7:00 AM	1	514	112	1	20	1	0	14	1	1	0	0	3	68	736
8:00 AM	4	503	109	7	25	1	0	22	3	1	3	0	2	54	734
9:00 AM	1	454	115	6	34	5	1	19	2	3	4	0	3	78	725
10:00 AM	8	518	117	3	30	3	0	12	1	1	1	0	1	89	784
11:00 AM	4	559	114	5	33	6	0	9	3	1	5	0	2	85	826
12:00 PM	3	591	153	6	31	4	0	17	1	1	4	0	1	89	901
1:00 PM	7	607	126	10	34	2	0	16	2	1	1	0	2	111	919
2:00 PM	5	574	128	7	24	3	0	19	2	0	3	2	5	85	857
3:00 PM	3	554	114	8	27	2	1	14	0	0	3	0	1	103	830
4:00 PM	7	521	100	2	13	1	0	18	1	5	3	0	0	113	784
5:00 PM	8	645	117	2	14	1	0	18	1	1	5	0	3	114	929
6:00 PM	8	665	103	2	24	0	0	12	1	4	3	0	3	101	926
7:00 PM	6	605	95	7	13	3	0	9	0	1	0	0	3	76	818
8:00 PM	5	624	82	4	16	0	0	9	2	0	2	0	1	58	803
9:00 PM	2	560	92	5	12	0	0	6	1	0	2	0	1	41	722
10:00 PM	1	473	61	2	15	1	0	4	0	0	2	0	0	27	586
11:00 PM	2	344	50	1	9	1	0	6	0	0	0	0	1	14	428
Day Total	76	10296	2035	89	413	35	2	245	25	20	44	2	32	1338	14652
Percent	0.5%	70.3%	13.9%	0.6%	2.8%	0.2%	0.0%	1.7%	0.2%	0.1%	0.3%	0.0%	0.2%	9.1%	
ADT 14652															
AM Peak Volume	10:00 AM	11:00 AM	10:00 AM	6:00 AM	9:00 AM	11:00 AM	9:00 AM	8:00 AM	8:00 AM	9:00 AM	11:00 AM		7:00 AM	10:00 AM	11:00 AM
	8	559	117	7	34	6	1	22	3	3	5		3	89	826
PM Peak Volume	5:00 PM	6:00 PM	12:00 PM	1:00 PM	1:00 PM	12:00 PM	3:00 PM	2:00 PM	1:00 PM	4:00 PM	5:00 PM	2:00 PM	2:00 PM	5:00 PM	5:00 PM
	8	665	153	10	34	4	1	19	2	5	5	2	5	114	929
<i>Comments:</i> N/A															

LOCATION: SE 17th St btwn SE 10th Ave and Cordova Rd													QC JOB #: 11348603		
SPECIFIC LOCATION: 10 ft from													DIRECTION: WB		
CITY/STATE: Fort Lauderdale, FL													DATE: Oct 08 2013 - Oct 14 2013		
Start Time	Motor-cycles	Cars & Trailer	2 Axle Long	Buses	2 Axle 6 Tire	3 Axle Single	4 Axle Single	<5 Axle Double	5 Axle Double	>6 Axle Double	<6 Axle Multi	6 Axle Multi	>6 Axle Multi	Not Classified	Total
Grand Total	539	78342	15122	616	2837	240	7	1722	124	185	324	25	182	9340	109605
Percent	0.5%	71.5%	13.8%	0.6%	2.6%	0.2%	0.0%	1.6%	0.1%	0.2%	0.3%	0.0%	0.2%	8.5%	
ADT 15657															
<i>Comments:</i> N/A															



LOCATION: SE 17th St btwn Cordova Rd and Eisenhower Blvd SPECIFIC LOCATION: 10 ft from CITY/STATE: Fort Lauderdale, FL														QC JOB #: 11348604 DIRECTION: EB DATE: Oct 08 2013	
Start Time	Motor-cycles	Cars & Trailer	2 Axle Long	Buses	2 Axle 6 Tire	3 Axle Single	4 Axle Single	<5 Axle Double	5 Axle Double	>6 Axle Double	<6 Axle Multi	6 Axle Multi	>6 Axle Multi	Not Classified	Total
12:00 AM	0	128	7	0	2	0	0	1	0	0	0	0	0	25	163
1:00 AM	0	55	1	0	1	0	0	1	0	0	0	0	0	16	74
2:00 AM	0	34	2	0	1	0	0	0	0	0	0	0	0	7	44
3:00 AM	0	25	4	0	0	0	0	0	0	0	0	0	0	12	41
4:00 AM	0	61	4	0	0	0	0	1	0	0	0	0	0	24	90
5:00 AM	0	135	18	1	5	0	0	4	0	0	0	0	0	40	203
6:00 AM	0	377	54	5	11	1	0	1	1	0	2	0	0	64	516
7:00 AM	0	620	96	7	18	1	0	8	2	0	3	2	1	88	846
8:00 AM	0	759	115	8	14	1	0	15	3	2	2	1	1	110	1031
9:00 AM	1	612	104	6	27	2	0	12	2	1	3	2	1	97	870
10:00 AM	1	683	82	3	20	1	0	9	3	0	2	0	2	74	880
11:00 AM	2	703	88	4	28	2	0	16	3	1	2	2	3	99	953
12:00 PM	3	675	106	6	22	1	0	22	1	0	3	2	2	113	956
1:00 PM	0	599	116	10	46	0	0	53	1	2	1	0	0	124	952
2:00 PM	1	569	110	14	44	0	0	52	0	5	4	0	0	97	896
3:00 PM	2	397	76	10	30	0	0	26	0	0	1	0	0	86	628
4:00 PM	2	405	79	7	31	0	0	28	0	1	1	0	0	82	636
5:00 PM	3	501	98	5	39	2	0	28	1	2	1	0	0	99	779
6:00 PM	1	552	109	11	43	0	0	20	0	3	1	0	0	116	856
7:00 PM	1	517	101	8	41	1	0	16	0	1	2	0	0	110	798
8:00 PM	4	426	83	2	33	0	0	11	0	0	0	0	0	79	638
9:00 PM	1	400	55	7	15	0	0	9	0	1	0	0	0	52	540
10:00 PM	3	364	46	3	1	1	0	8	1	2	0	1	0	30	460
11:00 PM	0	213	14	1	2	0	0	5	1	1	0	0	0	16	253
Day Total	25	9810	1568	118	474	13	0	346	19	22	28	10	10	1660	14103
Percent	0.2%	69.6%	11.1%	0.8%	3.4%	0.1%	0.0%	2.5%	0.1%	0.2%	0.2%	0.1%	0.1%	11.8%	
ADT 14103															
AM Peak	11:00 AM	8:00 AM	8:00 AM	8:00 AM	11:00 AM	9:00 AM		11:00 AM	8:00 AM	8:00 AM	7:00 AM	7:00 AM	11:00 AM	8:00 AM	8:00 AM
Volume	2	759	115	8	28	2		16	3	2	3	2	3	110	1031
PM Peak	8:00 PM	12:00 PM	1:00 PM	2:00 PM	1:00 PM	5:00 PM		1:00 PM	12:00 PM	2:00 PM	2:00 PM	12:00 PM	12:00 PM	1:00 PM	12:00 PM
Volume	4	675	116	14	46	2		53	1	5	4	2	2	124	956
<i>Comments:</i> N/A															

LOCATION: SE 17th St btwn Cordova Rd and Eisenhower Blvd SPECIFIC LOCATION: 10 ft from CITY/STATE: Fort Lauderdale, FL														QC JOB #: 11348604 DIRECTION: EB DATE: Oct 09 2013	
Start Time	Motor-cycles	Cars & Trailer	2 Axle Long	Buses	2 Axle 6 Tire	3 Axle Single	4 Axle Single	<5 Axle Double	5 Axle Double	>6 Axle Double	<6 Axle Multi	6 Axle Multi	>6 Axle Multi	Not Classified	Total
12:00 AM	0	103	12	0	0	0	0	2	0	0	0	0	0	3	120
1:00 AM	0	67	8	0	0	0	0	0	0	0	0	0	0	2	77
2:00 AM	0	44	5	0	3	0	0	0	0	0	0	0	0	2	54
3:00 AM	0	34	3	0	0	0	0	0	0	0	0	0	0	0	37
4:00 AM	0	56	5	0	3	0	0	1	0	0	0	0	0	4	69
5:00 AM	0	147	32	1	6	0	0	5	0	0	0	0	0	9	200
6:00 AM	0	363	50	2	13	4	0	6	0	0	1	5	0	39	483
7:00 AM	0	533	99	9	16	3	1	16	1	6	0	0	0	85	769
8:00 AM	1	670	99	9	12	4	1	35	4	9	5	7	4	146	1006
9:00 AM	2	517	125	6	27	3	0	25	1	7	2	1	2	109	827
10:00 AM	0	509	122	7	25	1	0	22	4	3	2	8	2	95	800
11:00 AM	3	515	87	8	29	5	0	16	3	6	4	1	3	99	779
12:00 PM	1	625	84	3	14	2	0	32	1	5	0	4	2	130	903
1:00 PM	2	559	100	7	19	3	0	14	0	8	2	4	1	104	823
2:00 PM	3	628	85	3	18	1	5	16	1	5	5	2	1	122	895
3:00 PM	3	555	65	10	13	4	1	16	2	6	5	2	2	82	766
4:00 PM	3	501	47	7	19	1	2	18	0	1	0	5	0	114	718
5:00 PM	2	536	51	7	9	3	3	9	1	5	1	6	2	118	753
6:00 PM	1	544	57	5	14	1	1	14	1	6	3	4	1	107	759
7:00 PM	0	583	48	3	5	1	0	8	1	5	3	7	2	66	732
8:00 PM	0	473	40	4	4	1	2	11	2	2	1	2	0	43	585
9:00 PM	0	452	32	3	6	0	0	3	0	1	0	1	0	41	539
10:00 PM	1	366	32	1	2	0	0	6	1	1	0	0	0	38	448
11:00 PM	1	245	23	2	6	0	0	1	0	0	0	0	0	17	295
Day Total	23	9625	1311	97	263	37	16	276	23	76	34	59	22	1575	13437
Percent	0.2%	71.6%	9.8%	0.7%	2.0%	0.3%	0.1%	2.1%	0.2%	0.6%	0.3%	0.4%	0.2%	11.7%	
ADT 13437															
AM Peak Volume	11:00 AM	8:00 AM	9:00 AM	7:00 AM	11:00 AM	11:00 AM	7:00 AM	8:00 AM	8:00 AM	8:00 AM	8:00 AM	10:00 AM	8:00 AM	8:00 AM	8:00 AM
	3	670	125	9	29	5	1	35	4	9	5	8	4	146	1006
PM Peak Volume	2:00 PM	2:00 PM	1:00 PM	3:00 PM	1:00 PM	3:00 PM	2:00 PM	12:00 PM	3:00 PM	1:00 PM	2:00 PM	7:00 PM	12:00 PM	12:00 PM	12:00 PM
	3	628	100	10	19	4	5	32	2	8	5	7	2	130	903
<i>Comments:</i> N/A															

LOCATION: SE 17th St btwn Cordova Rd and Eisenhower Blvd SPECIFIC LOCATION: 10 ft from CITY/STATE: Fort Lauderdale, FL														QC JOB #: 11348604 DIRECTION: EB DATE: Oct 10 2013	
Start Time	Motor-cycles	Cars & Trailer	2 Axle Long	Buses	2 Axle 6 Tire	3 Axle Single	4 Axle Single	<5 Axle Double	5 Axle Double	>6 Axle Double	<6 Axle Multi	6 Axle Multi	>6 Axle Multi	Not Classified	Total
12:00 AM	0	143	11	0	0	0	0	2	0	0	0	0	0	11	167
1:00 AM	0	84	5	1	0	0	0	0	0	0	0	0	0	1	91
2:00 AM	0	55	2	0	1	0	0	0	0	0	0	0	0	2	60
3:00 AM	0	31	1	0	1	0	0	1	0	0	0	0	0	1	35
4:00 AM	0	74	9	0	1	0	0	0	0	0	0	0	0	8	92
5:00 AM	1	159	37	1	12	1	0	0	0	0	0	1	0	16	228
6:00 AM	0	357	59	4	9	3	1	14	4	0	2	0	1	54	508
7:00 AM	1	514	88	11	17	5	1	18	4	5	2	7	3	143	819
8:00 AM	2	614	94	10	12	4	0	15	4	0	3	0	2	243	1003
9:00 AM	1	539	102	4	17	5	1	12	1	0	1	0	0	174	857
10:00 AM	0	518	104	0	15	1	0	13	0	0	0	1	0	150	802
11:00 AM	1	549	78	3	18	2	0	9	0	0	2	1	2	195	860
12:00 PM	3	557	62	6	15	2	0	10	2	0	3	0	0	235	895
1:00 PM	0	524	74	4	13	4	0	5	1	0	2	1	1	222	851
2:00 PM	2	584	68	8	9	3	0	9	0	1	1	0	0	191	876
3:00 PM	0	533	64	4	8	2	1	7	2	0	3	0	1	161	786
4:00 PM	0	521	45	4	14	3	0	7	3	0	3	0	0	150	750
5:00 PM	0	489	33	6	9	5	0	3	0	1	0	0	0	182	728
6:00 PM	2	620	47	3	6	4	0	7	1	0	3	1	1	178	873
7:00 PM	1	591	34	4	11	0	0	10	0	1	2	0	0	134	788
8:00 PM	0	470	28	0	4	1	0	0	0	0	2	0	1	151	657
9:00 PM	1	386	24	2	4	0	0	2	0	0	2	0	1	111	533
10:00 PM	0	371	24	0	5	0	0	2	0	0	0	0	0	80	482
11:00 PM	0	237	22	0	3	0	0	2	0	0	1	0	0	47	312
Day Total	15	9520	1115	75	204	45	4	148	22	8	32	12	13	2840	14053
Percent	0.1%	67.7%	7.9%	0.5%	1.5%	0.3%	0.0%	1.1%	0.2%	0.1%	0.2%	0.1%	0.1%	20.2%	
ADT 14053															
AM Peak	8:00 AM	8:00 AM	10:00 AM	7:00 AM	11:00 AM	7:00 AM	6:00 AM	7:00 AM	6:00 AM	7:00 AM	8:00 AM	7:00 AM	7:00 AM	8:00 AM	8:00 AM
Volume	2	614	104	11	18	5	1	18	4	5	3	7	3	243	1003
PM Peak	12:00 PM	6:00 PM	1:00 PM	2:00 PM	12:00 PM	5:00 PM	3:00 PM	12:00 PM	4:00 PM	2:00 PM	12:00 PM	1:00 PM	1:00 PM	12:00 PM	12:00 PM
Volume	3	620	74	8	15	5	1	10	3	1	3	1	1	235	895
<i>Comments:</i> N/A															

LOCATION: SE 17th St btwn Cordova Rd and Eisenhower Blvd SPECIFIC LOCATION: 10 ft from CITY/STATE: Fort Lauderdale, FL														QC JOB #: 11348604 DIRECTION: EB DATE: Oct 11 2013	
Start Time	Motor-cycles	Cars & Trailer	2 Axle Long	Buses	2 Axle 6 Tire	3 Axle Single	4 Axle Single	<5 Axle Double	5 Axle Double	>6 Axle Double	<6 Axle Multi	6 Axle Multi	>6 Axle Multi	Not Classified	Total
12:00 AM	0	145	8	0	2	0	0	1	0	0	0	0	0	4	160
1:00 AM	0	86	2	0	2	0	0	2	0	0	0	0	0	4	96
2:00 AM	0	43	5	0	2	0	0	0	0	0	0	0	0	4	54
3:00 AM	0	35	5	0	0	0	0	0	0	0	0	0	0	2	42
4:00 AM	0	69	13	0	2	0	0	0	0	0	0	0	0	2	86
5:00 AM	0	170	28	2	11	1	1	2	0	0	1	0	0	9	225
6:00 AM	0	392	66	4	11	0	0	12	0	0	1	0	0	31	517
7:00 AM	1	682	100	7	13	2	0	21	1	0	2	0	3	54	886
8:00 AM	1	769	122	8	21	5	1	21	2	1	4	0	4	80	1039
9:00 AM	2	673	97	4	20	3	0	14	2	1	3	1	3	75	898
10:00 AM	3	634	105	5	20	4	0	10	1	3	7	0	4	68	864
11:00 AM	0	721	97	6	23	6	0	16	0	1	0	0	0	59	929
12:00 PM	5	779	81	7	15	6	0	11	2	0	0	0	1	89	996
1:00 PM	2	696	78	6	21	8	1	7	1	2	3	0	0	88	913
2:00 PM	1	660	78	7	17	4	0	11	2	2	5	0	1	100	888
3:00 PM	3	640	58	7	10	1	0	9	1	1	1	0	1	73	805
4:00 PM	4	423	40	3	9	2	0	7	0	1	2	0	0	99	590
5:00 PM	2	476	44	3	6	3	0	4	1	0	1	1	0	109	650
6:00 PM	2	644	49	5	9	1	1	6	3	1	4	1	0	79	805
7:00 PM	2	782	45	5	4	1	0	3	0	0	1	1	2	62	908
8:00 PM	0	665	33	4	9	0	1	5	1	0	1	1	0	51	771
9:00 PM	0	607	43	4	3	1	0	3	1	0	1	0	0	44	707
10:00 PM	3	646	45	5	6	0	0	5	0	0	2	0	1	37	750
11:00 PM	0	450	32	2	3	0	0	3	0	0	1	1	1	33	526
Day Total	31	11887	1274	94	239	48	5	173	18	13	40	6	21	1256	15105
Percent	0.2%	78.7%	8.4%	0.6%	1.6%	0.3%	0.0%	1.1%	0.1%	0.1%	0.3%	0.0%	0.1%	8.3%	
ADT 15105															
AM Peak Volume	10:00 AM	8:00 AM	8:00 AM	8:00 AM	11:00 AM	11:00 AM	5:00 AM	7:00 AM	8:00 AM	10:00 AM	10:00 AM	9:00 AM	8:00 AM	8:00 AM	8:00 AM
	3	769	122	8	23	6	1	21	2	3	7	1	4	80	1039
PM Peak Volume	12:00 PM	7:00 PM	12:00 PM	12:00 PM	1:00 PM	1:00 PM	1:00 PM	12:00 PM	6:00 PM	1:00 PM	2:00 PM	5:00 PM	7:00 PM	5:00 PM	12:00 PM
	5	782	81	7	21	8	1	11	3	2	5	1	2	109	996
<i>Comments:</i> N/A															

LOCATION: SE 17th St btwn Cordova Rd and Eisenhower Blvd SPECIFIC LOCATION: 10 ft from CITY/STATE: Fort Lauderdale, FL														QC JOB #: 11348604 DIRECTION: EB DATE: Oct 12 2013	
Start Time	Motor-cycles	Cars & Trailer	2 Axle Long	Buses	2 Axle 6 Tire	3 Axle Single	4 Axle Single	<5 Axle Double	5 Axle Double	>6 Axle Double	<6 Axle Multi	6 Axle Multi	>6 Axle Multi	Not Classified	Total
12:00 AM	1	407	25	0	1	0	0	4	0	0	0	0	0	18	456
1:00 AM	0	249	16	2	2	0	0	1	0	0	0	0	0	11	281
2:00 AM	0	139	6	0	2	0	0	0	0	0	0	0	0	3	150
3:00 AM	0	87	7	0	2	0	0	0	0	0	0	0	0	0	96
4:00 AM	0	109	9	0	1	0	0	0	0	0	1	0	0	5	125
5:00 AM	0	235	34	2	9	0	0	4	0	0	0	0	0	16	300
6:00 AM	0	334	54	2	6	0	0	3	0	0	0	0	0	19	418
7:00 AM	0	531	74	4	14	2	0	12	1	1	2	0	1	48	690
8:00 AM	2	718	83	6	16	3	0	10	0	1	2	1	1	80	923
9:00 AM	3	789	74	7	13	1	0	3	2	0	3	2	0	78	975
10:00 AM	2	709	64	2	14	1	0	6	4	0	4	1	3	72	882
11:00 AM	1	686	71	4	13	2	0	6	1	1	2	0	0	98	885
12:00 PM	2	742	59	5	17	4	0	18	2	1	0	0	1	106	957
1:00 PM	2	741	56	6	9	3	1	6	1	1	4	1	1	86	918
2:00 PM	0	802	69	5	6	5	0	5	1	0	1	1	4	91	990
3:00 PM	3	674	56	5	9	1	0	8	2	0	4	1	0	82	845
4:00 PM	1	615	45	3	14	2	0	7	1	1	0	0	1	87	777
5:00 PM	1	528	47	3	4	3	0	6	2	0	2	0	2	95	693
6:00 PM	1	575	38	2	6	4	1	6	1	0	2	0	0	65	701
7:00 PM	0	593	59	4	2	1	0	3	0	0	0	0	2	94	758
8:00 PM	0	590	45	4	5	1	0	4	0	0	2	1	0	88	740
9:00 PM	1	561	47	2	4	2	0	1	0	0	2	1	0	75	696
10:00 PM	1	536	26	2	4	2	0	4	0	0	0	0	0	58	633
11:00 PM	0	422	27	0	3	2	0	1	0	0	0	0	1	39	495
Day Total	21	12372	1091	70	176	39	2	118	18	6	31	9	17	1414	15384
Percent	0.1%	80.4%	7.1%	0.5%	1.1%	0.3%	0.0%	0.8%	0.1%	0.0%	0.2%	0.1%	0.1%	9.2%	
ADT 15384															
AM Peak Volume	9:00 AM	9:00 AM	8:00 AM	9:00 AM	8:00 AM	8:00 AM		7:00 AM	10:00 AM	7:00 AM	10:00 AM	9:00 AM	10:00 AM	11:00 AM	9:00 AM
	3	789	83	7	16	3		12	4	1	4	2	3	98	975
PM Peak Volume	3:00 PM	2:00 PM	2:00 PM	1:00 PM	12:00 PM	2:00 PM	1:00 PM	12:00 PM	12:00 PM	12:00 PM	1:00 PM	1:00 PM	2:00 PM	12:00 PM	2:00 PM
	3	802	69	6	17	5	1	18	2	1	4	1	4	106	990
<i>Comments:</i> N/A															

LOCATION: SE 17th St btwn Cordova Rd and Eisenhower Blvd
SPECIFIC LOCATION: 10 ft from
CITY/STATE: Fort Lauderdale, FL

QC JOB #: 11348604
DIRECTION: EB
DATE: Oct 13 2013

Start Time	Motor-cycles	Cars & Trailer	2 Axle Long	Buses	2 Axle 6 Tire	3 Axle Single	4 Axle Single	<5 Axle Double	5 Axle Double	>6 Axle Double	<6 Axle Multi	6 Axle Multi	>6 Axle Multi	Not Classified	Total
12:00 AM	0	295	14	0	0	1	0	1	0	0	2	0	1	39	353
1:00 AM	1	166	10	2	2	0	0	0	0	0	0	0	0	16	197
2:00 AM	0	129	4	0	2	0	0	0	0	0	0	0	0	10	145
3:00 AM	0	99	5	0	1	0	0	0	0	0	0	0	0	5	110
4:00 AM	0	117	15	0	1	0	0	0	0	0	0	0	0	11	144
5:00 AM	0	216	32	0	8	0	0	0	0	0	0	0	0	26	282
6:00 AM	0	320	56	0	7	1	0	2	0	0	0	1	0	27	414
7:00 AM	0	383	61	1	6	0	0	4	0	0	0	0	0	47	502
8:00 AM	0	517	52	2	8	5	0	4	0	0	3	0	1	77	669
9:00 AM	0	587	58	4	11	3	0	2	0	1	4	0	0	85	755
10:00 AM	3	665	72	8	14	3	1	7	1	1	0	0	0	85	860
11:00 AM	3	641	58	4	12	1	0	4	3	1	2	0	0	115	844
12:00 PM	2	659	63	7	14	2	0	5	4	1	3	0	3	130	893
1:00 PM	5	677	55	4	8	1	0	6	1	0	6	0	0	115	878
2:00 PM	2	673	45	3	10	2	0	4	1	0	1	2	1	107	851
3:00 PM	1	603	33	4	7	2	0	4	1	1	0	0	1	94	751
4:00 PM	1	598	40	3	8	1	0	10	0	0	1	0	0	95	757
5:00 PM	2	572	46	1	6	0	1	3	0	0	1	1	1	87	721
6:00 PM	3	559	37	1	2	2	0	3	0	0	0	0	3	81	691
7:00 PM	2	529	39	6	3	3	0	6	1	0	0	0	1	71	661
8:00 PM	1	518	41	2	2	1	0	1	1	0	4	0	0	72	643
9:00 PM	0	408	34	1	5	1	0	1	0	0	0	0	0	47	497
10:00 PM	0	355	25	1	2	1	0	2	1	0	0	0	0	44	431
11:00 PM	0	249	23	0	0	0	0	1	0	0	0	0	0	24	297
Day Total	26	10535	918	54	139	30	2	70	14	5	27	4	12	1510	13346
Percent	0.2%	78.9%	6.9%	0.4%	1.0%	0.2%	0.0%	0.5%	0.1%	0.0%	0.2%	0.0%	0.1%	11.3%	

ADT 13346	
---------------------	--

AM Peak	10:00 AM	10:00 AM	10:00 AM	10:00 AM	10:00 AM	8:00 AM	10:00 AM	10:00 AM	11:00 AM	9:00 AM	9:00 AM	6:00 AM	12:00 AM	11:00 AM	10:00 AM
Volume	3	665	72	8	14	5	1	7	3	1	4	1	1	115	860
PM Peak	1:00 PM	1:00 PM	12:00 PM	12:00 PM	12:00 PM	7:00 PM	5:00 PM	4:00 PM	12:00 PM	12:00 PM	1:00 PM	2:00 PM	12:00 PM	12:00 PM	12:00 PM
Volume	5	677	63	7	14	3	1	10	4	1	6	2	3	130	893

Comments: N/A

LOCATION: SE 17th St btwn Cordova Rd and Eisenhower Blvd SPECIFIC LOCATION: 10 ft from CITY/STATE: Fort Lauderdale, FL														QC JOB #: 11348604 DIRECTION: EB DATE: Oct 14 2013	
Start Time	Motor-cycles	Cars & Trailer	2 Axle Long	Buses	2 Axle 6 Tire	3 Axle Single	4 Axle Single	<5 Axle Double	5 Axle Double	>6 Axle Double	<6 Axle Multi	6 Axle Multi	>6 Axle Multi	Not Classified	Total
12:00 AM	0	169	12	1	2	0	0	0	0	0	0	0	0	11	195
1:00 AM	0	83	4	0	1	0	0	0	0	0	0	0	0	6	94
2:00 AM	0	52	2	0	1	0	0	0	0	0	0	0	0	10	65
3:00 AM	0	51	3	0	1	0	0	0	0	0	0	0	0	9	64
4:00 AM	0	71	12	0	3	0	0	1	0	0	0	0	0	12	99
5:00 AM	0	149	33	4	9	0	0	2	0	0	0	0	0	49	246
6:00 AM	0	324	52	5	9	2	0	4	0	0	2	0	1	70	469
7:00 AM	1	549	99	6	29	1	0	11	1	0	2	0	0	110	809
8:00 AM	1	691	90	5	15	6	0	17	2	1	4	0	3	140	975
9:00 AM	3	584	94	7	35	3	0	15	2	2	2	2	1	108	858
10:00 AM	0	533	90	5	26	0	1	16	0	0	2	0	2	81	756
11:00 AM	0	631	101	5	18	4	0	16	1	0	2	0	0	93	871
12:00 PM	2	721	103	7	15	2	1	15	1	0	0	1	2	142	1012
1:00 PM	1	610	89	4	17	2	0	11	2	0	4	0	1	167	908
2:00 PM	0	579	65	9	19	1	0	5	1	0	0	0	1	184	864
3:00 PM	3	454	55	7	16	1	0	3	0	0	0	0	1	149	689
4:00 PM	0	520	63	6	5	4	0	12	0	1	1	0	0	142	754
5:00 PM	0	546	40	5	6	2	0	6	1	0	3	2	2	160	773
6:00 PM	2	568	31	3	6	3	0	2	1	2	1	0	1	166	786
7:00 PM	1	527	39	0	11	0	0	2	1	1	2	0	1	157	742
8:00 PM	0	406	30	2	2	0	0	3	0	0	0	0	1	157	601
9:00 PM	0	345	24	1	1	1	0	2	0	0	0	0	0	116	490
10:00 PM	0	331	25	0	2	0	0	1	1	0	0	0	0	94	454
11:00 PM	0	213	7	1	3	1	0	1	0	0	0	0	0	38	264
Day Total	14	9707	1163	83	252	33	2	145	14	7	25	5	17	2371	13838
Percent	0.1%	70.1%	8.4%	0.6%	1.8%	0.2%	0.0%	1.0%	0.1%	0.1%	0.2%	0.0%	0.1%	17.1%	
ADT 13838															
AM Peak	9:00 AM	8:00 AM	11:00 AM	9:00 AM	9:00 AM	8:00 AM	10:00 AM	8:00 AM	8:00 AM	9:00 AM	8:00 AM	9:00 AM	8:00 AM	8:00 AM	8:00 AM
Volume	3	691	101	7	35	6	1	17	2	2	4	2	3	140	975
PM Peak	3:00 PM	12:00 PM	12:00 PM	2:00 PM	2:00 PM	4:00 PM	12:00 PM	12:00 PM	1:00 PM	6:00 PM	1:00 PM	5:00 PM	12:00 PM	2:00 PM	12:00 PM
Volume	3	721	103	9	19	4	1	15	2	2	4	2	2	184	1012
<i>Comments:</i> N/A															

LOCATION: SE 17th St btwn Cordova Rd and Eisenhower Blvd													QC JOB #: 11348604		
SPECIFIC LOCATION: 10 ft from													DIRECTION: EB		
CITY/STATE: Fort Lauderdale, FL													DATE: Oct 08 2013 - Oct 14 2013		
Start Time	Motor-cycles	Cars & Trailer	2 Axle Long	Buses	2 Axle 6 Tire	3 Axle Single	4 Axle Single	<5 Axle Double	5 Axle Double	>6 Axle Double	<6 Axle Multi	6 Axle Multi	>6 Axle Multi	Not Classified	Total
Grand Total	155	73456	8440	591	1747	245	31	1276	128	137	217	105	112	12626	99266
Percent	0.2%	74.0%	8.5%	0.6%	1.8%	0.2%	0.0%	1.3%	0.1%	0.1%	0.2%	0.1%	0.1%	12.7%	
ADT 14180															
<i>Comments:</i> N/A															



LOCATION: SE 17th St btwn Cordova Rd and Eisenhower Blvd SPECIFIC LOCATION: 10 ft from CITY/STATE: Fort Lauderdale, FL														QC JOB #: 11348604 DIRECTION: WB DATE: Oct 08 2013	
Start Time	Motor-cycles	Cars & Trailer	2 Axle Long	Buses	2 Axle 6 Tire	3 Axle Single	4 Axle Single	<5 Axle Double	5 Axle Double	>6 Axle Double	<6 Axle Multi	6 Axle Multi	>6 Axle Multi	Not Classified	Total
12:00 AM	0	76	68	0	6	0	0	3	0	0	0	0	0	3	156
1:00 AM	0	43	34	0	7	0	0	1	0	0	0	0	0	1	86
2:00 AM	0	28	26	0	3	0	0	0	0	0	0	0	0	2	59
3:00 AM	0	15	19	0	3	0	0	0	0	0	0	0	0	1	38
4:00 AM	1	15	35	0	9	0	0	0	0	0	0	0	0	0	60
5:00 AM	0	62	78	3	18	1	0	5	0	0	0	0	0	2	169
6:00 AM	1	125	166	9	35	0	0	16	0	1	0	0	0	9	362
7:00 AM	0	297	276	10	60	1	0	36	0	5	3	0	0	35	723
8:00 AM	2	341	291	11	62	1	0	59	1	5	2	1	1	64	841
9:00 AM	1	279	289	11	78	1	0	27	2	5	3	0	0	51	747
10:00 AM	3	369	364	8	90	2	0	46	0	6	1	0	0	64	953
11:00 AM	3	421	350	8	82	2	0	44	1	9	2	0	0	85	1007
12:00 PM	2	459	310	10	71	0	0	49	1	5	2	1	2	95	1007
1:00 PM	0	449	308	8	75	6	1	53	0	10	4	1	2	91	1008
2:00 PM	3	386	314	11	81	2	0	52	0	3	1	0	1	87	941
3:00 PM	2	391	249	9	59	2	0	59	5	8	3	1	2	123	913
4:00 PM	2	388	179	4	59	1	0	45	0	4	7	1	1	124	815
5:00 PM	3	414	257	6	53	1	0	49	0	8	1	0	2	109	903
6:00 PM	1	452	273	3	46	1	0	49	1	4	3	1	1	72	907
7:00 PM	1	429	299	3	54	0	0	34	0	3	2	0	0	49	874
8:00 PM	2	319	251	4	32	0	0	16	0	2	0	1	0	40	667
9:00 PM	1	343	226	11	25	0	0	25	0	2	0	0	0	36	669
10:00 PM	3	257	212	6	35	0	0	18	0	0	1	0	0	17	549
11:00 PM	0	175	164	1	14	0	0	9	0	1	0	0	0	13	377
Day Total	31	6533	5038	136	1057	21	1	695	11	81	35	7	12	1173	14831
Percent	0.2%	44.0%	34.0%	0.9%	7.1%	0.1%	0.0%	4.7%	0.1%	0.5%	0.2%	0.0%	0.1%	7.9%	
ADT 14831															
AM Peak Volume	10:00 AM	11:00 AM	10:00 AM	8:00 AM	10:00 AM	10:00 AM		8:00 AM	9:00 AM	11:00 AM	7:00 AM	8:00 AM	8:00 AM	11:00 AM	11:00 AM
	3	421	364	11	90	2		59	2	9	3	1	1	85	1007
PM Peak Volume	2:00 PM	12:00 PM	2:00 PM	2:00 PM	2:00 PM	1:00 PM	1:00 PM	3:00 PM	3:00 PM	1:00 PM	4:00 PM	12:00 PM	12:00 PM	4:00 PM	1:00 PM
	3	459	314	11	81	6	1	59	5	10	7	1	2	124	1008
<i>Comments:</i> N/A															

LOCATION: SE 17th St btwn Cordova Rd and Eisenhower Blvd SPECIFIC LOCATION: 10 ft from CITY/STATE: Fort Lauderdale, FL														QC JOB #: 11348604 DIRECTION: WB DATE: Oct 09 2013	
Start Time	Motor-cycles	Cars & Trailer	2 Axle Long	Buses	2 Axle 6 Tire	3 Axle Single	4 Axle Single	<5 Axle Double	5 Axle Double	>6 Axle Double	<6 Axle Multi	6 Axle Multi	>6 Axle Multi	Not Classified	Total
12:00 AM	0	69	87	0	9	0	0	0	0	0	0	0	0	4	169
1:00 AM	0	29	39	0	5	0	0	1	0	0	0	0	0	1	75
2:00 AM	0	22	35	1	8	0	0	0	0	0	0	0	0	4	70
3:00 AM	0	19	17	0	1	0	0	1	0	0	0	0	0	2	40
4:00 AM	0	22	23	0	7	0	0	0	0	0	0	0	0	0	52
5:00 AM	0	50	73	3	19	0	0	4	0	0	0	0	0	4	153
6:00 AM	0	111	172	8	49	0	0	13	0	0	0	0	0	8	361
7:00 AM	0	278	292	7	51	0	0	33	0	6	1	0	0	40	708
8:00 AM	1	349	301	9	48	1	0	46	3	7	0	0	3	54	822
9:00 AM	3	375	293	11	65	1	0	39	0	7	3	1	1	58	857
10:00 AM	3	338	341	9	96	0	0	42	3	5	7	0	0	52	896
11:00 AM	2	381	315	8	83	2	0	50	1	4	9	1	1	85	942
12:00 PM	2	440	277	4	66	0	0	37	0	10	3	0	3	99	941
1:00 PM	2	416	311	9	73	0	0	36	0	8	3	2	2	84	946
2:00 PM	2	451	285	5	80	4	0	67	3	6	3	0	0	86	992
3:00 PM	4	491	308	12	81	1	0	63	1	10	2	0	1	88	1062
4:00 PM	2	453	218	9	60	3	1	52	1	11	5	0	1	114	930
5:00 PM	11	423	186	6	34	2	0	60	0	4	4	0	0	129	859
6:00 PM	3	438	257	6	44	1	0	40	0	9	2	1	1	76	878
7:00 PM	2	394	239	5	45	0	0	45	0	1	1	0	1	54	787
8:00 PM	2	381	217	5	35	0	0	19	0	1	2	0	0	34	696
9:00 PM	0	354	212	8	36	1	0	25	0	2	2	0	0	28	668
10:00 PM	1	249	194	2	29	0	0	17	0	1	0	0	0	21	514
11:00 PM	1	212	148	2	25	0	0	11	0	0	0	0	0	15	414
Day Total	41	6745	4840	129	1049	16	1	701	12	92	47	5	14	1140	14832
Percent	0.3%	45.5%	32.6%	0.9%	7.1%	0.1%	0.0%	4.7%	0.1%	0.6%	0.3%	0.0%	0.1%	7.7%	
ADT 14832															
AM Peak Volume	9:00 AM	11:00 AM	10:00 AM	9:00 AM	10:00 AM	11:00 AM		11:00 AM	8:00 AM	8:00 AM	11:00 AM	9:00 AM	8:00 AM	11:00 AM	11:00 AM
	3	381	341	11	96	2		50	3	7	9	1	3	85	942
PM Peak Volume	5:00 PM	3:00 PM	1:00 PM	3:00 PM	3:00 PM	2:00 PM	4:00 PM	2:00 PM	2:00 PM	4:00 PM	4:00 PM	1:00 PM	12:00 PM	5:00 PM	3:00 PM
	11	491	311	12	81	4	1	67	3	11	5	2	3	129	1062
<i>Comments:</i> N/A															

LOCATION: SE 17th St btwn Cordova Rd and Eisenhower Blvd SPECIFIC LOCATION: 10 ft from CITY/STATE: Fort Lauderdale, FL														QC JOB #: 11348604 DIRECTION: WB DATE: Oct 10 2013	
Start Time	Motor-cycles	Cars & Trailer	2 Axle Long	Buses	2 Axle 6 Tire	3 Axle Single	4 Axle Single	<5 Axle Double	5 Axle Double	>6 Axle Double	<6 Axle Multi	6 Axle Multi	>6 Axle Multi	Not Classified	Total
12:00 AM	0	78	89	1	13	0	0	2	0	0	0	0	0	8	191
1:00 AM	0	53	51	0	11	0	0	2	0	0	0	0	0	4	121
2:00 AM	0	30	27	0	4	1	0	1	0	0	0	0	0	1	64
3:00 AM	0	17	19	0	1	0	0	1	0	0	0	0	0	0	38
4:00 AM	0	26	36	1	10	0	0	2	0	0	0	0	0	4	79
5:00 AM	0	53	77	2	19	1	0	4	1	0	0	0	0	4	161
6:00 AM	0	144	159	7	47	1	0	8	0	0	0	0	0	10	376
7:00 AM	1	320	242	7	57	0	0	42	1	6	2	0	3	42	723
8:00 AM	0	342	287	9	53	0	0	45	0	3	4	0	0	58	801
9:00 AM	1	363	270	7	68	1	0	44	0	6	0	0	1	64	825
10:00 AM	0	307	235	7	76	2	0	33	0	9	1	0	2	88	760
11:00 AM	2	310	201	5	47	1	0	35	2	7	2	0	0	61	673
12:00 PM	2	346	166	5	42	1	0	26	1	3	0	0	1	84	677
1:00 PM	1	338	145	6	42	0	0	14	2	2	6	0	1	59	616
2:00 PM	2	351	185	3	53	2	0	17	0	2	1	0	0	63	679
3:00 PM	3	380	149	4	57	0	0	21	0	2	6	0	1	79	702
4:00 PM	3	327	132	3	29	0	0	15	0	2	2	1	1	105	620
5:00 PM	8	155	30	0	9	3	0	3	0	0	1	0	0	101	310
6:00 PM	0	343	157	2	35	0	0	12	0	1	0	0	0	42	592
7:00 PM	0	384	191	4	27	0	0	18	0	1	1	0	0	45	671
8:00 PM	3	339	178	4	30	1	0	14	0	1	1	0	1	29	601
9:00 PM	1	322	199	6	29	0	0	10	0	0	3	0	0	27	597
10:00 PM	3	360	232	3	30	0	0	8	0	1	0	0	0	34	671
11:00 PM	1	355	206	2	23	0	0	7	0	0	0	0	0	28	622
Day Total	31	6043	3663	88	812	14	0	384	7	46	30	1	11	1040	12170
Percent	0.3%	49.7%	30.1%	0.7%	6.7%	0.1%	0.0%	3.2%	0.1%	0.4%	0.2%	0.0%	0.1%	8.5%	
ADT 12170															
AM Peak	11:00 AM	9:00 AM	8:00 AM	8:00 AM	10:00 AM	10:00 AM		8:00 AM	11:00 AM	10:00 AM	8:00 AM		7:00 AM	10:00 AM	9:00 AM
Volume	2	363	287	9	76	2		45	2	9	4		3	88	825
PM Peak	5:00 PM	7:00 PM	10:00 PM	1:00 PM	3:00 PM	5:00 PM		12:00 PM	1:00 PM	12:00 PM	1:00 PM	4:00 PM	12:00 PM	4:00 PM	3:00 PM
Volume	8	384	232	6	57	3		26	2	3	6	1	1	105	702
<i>Comments:</i> N/A															

LOCATION: SE 17th St btwn Cordova Rd and Eisenhower Blvd SPECIFIC LOCATION: 10 ft from CITY/STATE: Fort Lauderdale, FL														QC JOB #: 11348604 DIRECTION: WB DATE: Oct 11 2013	
Start Time	Motor-cycles	Cars & Trailer	2 Axle Long	Buses	2 Axle 6 Tire	3 Axle Single	4 Axle Single	<5 Axle Double	5 Axle Double	>6 Axle Double	<6 Axle Multi	6 Axle Multi	>6 Axle Multi	Not Classified	Total
12:00 AM	0	169	145	1	16	0	0	2	0	0	1	0	0	9	343
1:00 AM	0	90	64	4	17	0	0	4	0	0	0	0	0	14	193
2:00 AM	0	35	38	2	5	0	0	1	0	0	0	0	0	2	83
3:00 AM	0	17	27	1	5	0	0	1	0	0	0	0	0	1	52
4:00 AM	0	35	42	0	13	0	0	0	0	0	0	0	0	1	91
5:00 AM	0	66	91	4	19	0	0	3	0	1	0	0	0	4	188
6:00 AM	0	136	148	7	37	1	0	10	0	1	0	0	0	16	356
7:00 AM	1	331	278	8	57	0	0	22	0	2	2	0	1	26	728
8:00 AM	0	416	271	9	46	1	0	30	0	2	4	1	1	51	832
9:00 AM	1	437	335	11	69	4	0	21	1	2	1	1	1	54	938
10:00 AM	3	459	321	11	76	5	0	34	3	3	3	0	1	62	981
11:00 AM	3	478	286	5	70	7	1	39	1	7	4	0	0	82	983
12:00 PM	1	471	264	9	77	6	0	29	1	2	3	0	0	120	983
1:00 PM	5	433	251	5	64	3	1	30	3	5	4	0	1	114	919
2:00 PM	4	482	243	5	72	4	0	27	1	1	3	2	3	98	945
3:00 PM	9	455	239	7	56	3	0	28	0	1	3	0	1	127	929
4:00 PM	5	241	118	5	27	4	0	9	1	3	3	1	0	172	589
5:00 PM	10	362	147	2	25	1	0	20	1	6	3	1	0	158	736
6:00 PM	4	491	236	5	35	3	0	26	0	4	4	0	0	111	919
7:00 PM	6	542	316	4	47	0	0	21	0	2	2	0	0	69	1009
8:00 PM	2	447	250	3	42	0	0	15	0	0	1	0	1	49	810
9:00 PM	3	424	279	8	34	1	0	21	1	0	1	0	0	39	811
10:00 PM	2	382	308	11	39	0	0	12	0	2	1	0	0	32	789
11:00 PM	1	368	283	3	50	0	0	17	0	2	0	0	0	45	769
Day Total	60	7767	4980	130	998	43	2	422	13	46	43	6	10	1456	15976
Percent	0.4%	48.6%	31.2%	0.8%	6.2%	0.3%	0.0%	2.6%	0.1%	0.3%	0.3%	0.0%	0.1%	9.1%	
ADT 15976															
AM Peak Volume	10:00 AM	11:00 AM	9:00 AM	9:00 AM	10:00 AM	11:00 AM	11:00 AM	11:00 AM	10:00 AM	11:00 AM	8:00 AM	8:00 AM	7:00 AM	11:00 AM	11:00 AM
	3	478	335	11	76	7	1	39	3	7	4	1	1	82	983
PM Peak Volume	5:00 PM	7:00 PM	7:00 PM	10:00 PM	12:00 PM	12:00 PM	1:00 PM	1:00 PM	1:00 PM	5:00 PM	1:00 PM	2:00 PM	2:00 PM	4:00 PM	7:00 PM
	10	542	316	11	77	6	1	30	3	6	4	2	3	172	1009
<i>Comments:</i> N/A															

LOCATION: SE 17th St btwn Cordova Rd and Eisenhower Blvd SPECIFIC LOCATION: 10 ft from CITY/STATE: Fort Lauderdale, FL														QC JOB #: 11348604 DIRECTION: WB DATE: Oct 12 2013	
Start Time	Motor-cycles	Cars & Trailer	2 Axle Long	Buses	2 Axle 6 Tire	3 Axle Single	4 Axle Single	<5 Axle Double	5 Axle Double	>6 Axle Double	<6 Axle Multi	6 Axle Multi	>6 Axle Multi	Not Classified	Total
12:00 AM	0	229	197	1	23	0	0	10	0	1	0	0	0	18	479
1:00 AM	0	135	129	4	15	0	0	2	1	0	0	0	0	8	294
2:00 AM	0	105	94	0	11	0	0	5	1	1	0	0	0	6	223
3:00 AM	0	103	100	0	8	0	0	3	0	0	0	0	0	7	221
4:00 AM	0	209	249	1	23	0	0	6	0	0	1	0	0	29	518
5:00 AM	0	60	101	2	21	0	0	2	0	0	0	0	0	3	189
6:00 AM	0	91	123	2	27	0	0	5	0	0	0	0	0	5	253
7:00 AM	0	177	202	3	53	0	0	9	0	0	1	0	0	21	466
8:00 AM	1	259	229	6	57	1	0	16	0	0	0	0	0	43	612
9:00 AM	5	387	293	10	66	1	0	30	0	3	1	0	1	56	853
10:00 AM	3	389	313	5	42	0	0	28	0	3	3	0	1	94	881
11:00 AM	1	504	318	9	52	7	0	22	3	2	1	0	1	116	1036
12:00 PM	5	466	252	5	50	2	0	28	0	3	4	1	0	106	922
1:00 PM	5	548	326	5	60	0	0	26	0	2	0	0	2	101	1075
2:00 PM	11	515	349	5	45	2	0	43	1	5	1	0	0	111	1088
3:00 PM	6	484	268	9	42	5	0	21	0	4	1	0	1	148	989
4:00 PM	8	466	221	3	42	7	0	22	1	0	2	0	1	145	918
5:00 PM	9	522	267	5	42	1	1	30	1	1	1	0	1	135	1016
6:00 PM	6	493	261	6	33	2	0	28	2	6	4	0	3	150	994
7:00 PM	4	534	287	3	43	0	0	18	0	0	2	0	0	105	996
8:00 PM	4	441	250	2	26	0	0	11	0	1	1	0	0	57	793
9:00 PM	3	402	253	2	37	0	0	15	0	2	2	0	0	33	749
10:00 PM	0	443	263	3	38	0	0	15	0	1	0	0	0	51	814
11:00 PM	3	472	338	7	45	0	0	32	0	0	1	0	0	45	943
Day Total	74	8434	5683	98	901	28	1	427	10	35	26	1	11	1593	17322
Percent	0.4%	48.7%	32.8%	0.6%	5.2%	0.2%	0.0%	2.5%	0.1%	0.2%	0.2%	0.0%	0.1%	9.2%	
ADT 17322															
AM Peak Volume	9:00 AM	11:00 AM	11:00 AM	9:00 AM	9:00 AM	11:00 AM		9:00 AM	11:00 AM	9:00 AM	10:00 AM		9:00 AM	11:00 AM	11:00 AM
	5	504	318	10	66	7		30	3	3	3		1	116	1036
PM Peak Volume	2:00 PM	1:00 PM	2:00 PM	3:00 PM	1:00 PM	4:00 PM	5:00 PM	2:00 PM	6:00 PM	6:00 PM	12:00 PM	12:00 PM	6:00 PM	6:00 PM	2:00 PM
	11	548	349	9	60	7	1	43	2	6	4	1	3	150	1088
<i>Comments:</i> N/A															

LOCATION: SE 17th St btwn Cordova Rd and Eisenhower Blvd SPECIFIC LOCATION: 10 ft from CITY/STATE: Fort Lauderdale, FL														QC JOB #: 11348604 DIRECTION: WB DATE: Oct 13 2013	
Start Time	Motor-cycles	Cars & Trailer	2 Axle Long	Buses	2 Axle 6 Tire	3 Axle Single	4 Axle Single	<5 Axle Double	5 Axle Double	>6 Axle Double	<6 Axle Multi	6 Axle Multi	>6 Axle Multi	Not Classified	Total
12:00 AM	0	277	217	2	29	1	0	3	0	2	1	0	0	22	554
1:00 AM	2	171	131	2	22	0	0	4	0	0	0	0	0	17	349
2:00 AM	0	124	115	2	15	0	0	5	0	0	0	0	0	11	272
3:00 AM	0	81	67	0	7	0	0	1	0	0	0	0	0	5	161
4:00 AM	0	68	72	0	8	0	0	1	0	0	0	0	0	2	151
5:00 AM	0	61	96	2	14	0	0	3	0	1	0	0	0	6	183
6:00 AM	0	85	148	0	32	0	0	2	0	0	0	0	0	6	273
7:00 AM	0	171	198	1	44	0	0	6	0	1	0	0	0	20	441
8:00 AM	1	228	234	4	42	0	0	8	0	1	1	0	0	29	548
9:00 AM	4	342	272	4	65	0	0	6	0	1	1	0	1	62	758
10:00 AM	5	448	318	4	49	1	0	18	0	2	3	0	1	89	938
11:00 AM	6	489	282	5	50	1	0	26	3	5	5	0	2	99	973
12:00 PM	10	507	296	7	43	1	0	23	0	6	2	0	0	131	1026
1:00 PM	5	481	300	4	47	0	0	15	0	5	1	1	1	94	954
2:00 PM	5	491	320	5	39	1	0	29	1	5	1	0	0	86	983
3:00 PM	3	540	299	6	47	2	0	30	1	0	1	0	0	98	1027
4:00 PM	2	523	291	1	41	0	0	22	0	2	3	0	2	106	993
5:00 PM	3	517	284	5	36	0	0	15	1	2	2	0	0	115	980
6:00 PM	6	472	293	4	32	3	0	19	1	1	0	0	0	84	915
7:00 PM	3	440	291	3	36	1	0	21	1	2	2	0	2	79	881
8:00 PM	1	362	249	1	27	1	0	14	0	1	0	0	0	33	689
9:00 PM	0	252	223	2	27	0	0	16	0	1	0	0	0	19	540
10:00 PM	4	253	176	2	25	0	0	6	0	0	0	0	0	22	488
11:00 PM	0	199	169	2	27	0	0	2	0	1	1	0	0	21	422
Day Total	60	7582	5341	68	804	12	0	295	8	39	24	1	9	1256	15499
Percent	0.4%	48.9%	34.5%	0.4%	5.2%	0.1%	0.0%	1.9%	0.1%	0.3%	0.2%	0.0%	0.1%	8.1%	
ADT 15499															
AM Peak Volume	11:00 AM	11:00 AM	10:00 AM	11:00 AM	9:00 AM	12:00 AM		11:00 AM	11:00 AM	11:00 AM	11:00 AM		11:00 AM	11:00 AM	11:00 AM
	6	489	318	5	65	1		26	3	5	5		2	99	973
PM Peak Volume	12:00 PM	3:00 PM	2:00 PM	12:00 PM	1:00 PM	6:00 PM		3:00 PM	2:00 PM	12:00 PM	4:00 PM	1:00 PM	4:00 PM	12:00 PM	3:00 PM
	10	540	320	7	47	3		30	1	6	3	1	2	131	1027
<i>Comments:</i> N/A															

LOCATION: SE 17th St btwn Cordova Rd and Eisenhower Blvd SPECIFIC LOCATION: 10 ft from CITY/STATE: Fort Lauderdale, FL														QC JOB #: 11348604 DIRECTION: WB DATE: Oct 14 2013	
Start Time	Motor-cycles	Cars & Trailer	2 Axle Long	Buses	2 Axle 6 Tire	3 Axle Single	4 Axle Single	<5 Axle Double	5 Axle Double	>6 Axle Double	<6 Axle Multi	6 Axle Multi	>6 Axle Multi	Not Classified	Total
12:00 AM	0	98	110	1	20	0	0	1	0	0	0	0	0	8	238
1:00 AM	0	53	60	0	9	0	0	0	0	0	0	0	0	8	130
2:00 AM	1	34	42	0	5	1	0	0	0	0	0	0	0	5	88
3:00 AM	1	14	39	1	3	0	0	2	0	0	0	0	0	1	61
4:00 AM	0	27	53	2	12	0	0	1	0	0	0	0	0	4	99
5:00 AM	0	50	78	2	22	0	0	2	0	0	0	0	0	9	163
6:00 AM	0	139	177	8	51	0	0	13	0	0	0	0	0	13	401
7:00 AM	0	325	254	5	61	1	0	24	0	0	1	0	1	39	711
8:00 AM	2	355	252	10	60	4	0	24	0	3	3	0	1	56	770
9:00 AM	0	347	313	11	81	0	0	22	1	4	2	0	1	71	853
10:00 AM	2	398	298	5	86	1	0	31	1	1	4	0	0	72	899
11:00 AM	3	455	315	12	82	2	0	31	1	4	3	0	1	82	991
12:00 PM	4	415	348	6	89	0	0	19	1	3	0	0	0	98	983
1:00 PM	3	406	299	10	80	2	0	37	1	4	3	0	2	83	930
2:00 PM	3	347	346	10	93	4	0	18	2	2	2	1	0	86	914
3:00 PM	5	368	285	4	55	2	0	23	2	2	4	0	2	118	870
4:00 PM	5	426	300	6	64	1	0	32	0	5	5	0	2	120	966
5:00 PM	3	385	270	4	58	2	0	21	0	2	3	0	1	129	878
6:00 PM	5	387	316	1	56	1	0	26	1	3	2	0	0	76	874
7:00 PM	1	355	319	1	35	0	0	15	0	3	1	0	0	45	775
8:00 PM	1	286	299	3	38	0	0	18	0	0	1	0	1	40	687
9:00 PM	2	214	258	4	23	0	0	12	0	0	0	0	0	28	541
10:00 PM	2	175	222	1	26	0	0	6	0	0	0	0	0	27	459
11:00 PM	0	139	196	2	20	0	0	7	0	0	0	0	0	17	381
Day Total	43	6198	5449	109	1129	21	0	385	10	36	34	1	12	1235	14662
Percent	0.3%	42.3%	37.2%	0.7%	7.7%	0.1%	0.0%	2.6%	0.1%	0.2%	0.2%	0.0%	0.1%	8.4%	
ADT 14662															
AM Peak	11:00 AM	11:00 AM	11:00 AM	11:00 AM	10:00 AM	8:00 AM		10:00 AM	9:00 AM	9:00 AM	10:00 AM		7:00 AM	11:00 AM	11:00 AM
Volume	3	455	315	12	86	4		31	1	4	4		1	82	991
PM Peak	3:00 PM	4:00 PM	12:00 PM	1:00 PM	2:00 PM	2:00 PM		1:00 PM	2:00 PM	4:00 PM	4:00 PM	2:00 PM	1:00 PM	5:00 PM	12:00 PM
Volume	5	426	348	10	93	4		37	2	5	5	1	2	129	983
<i>Comments:</i> N/A															

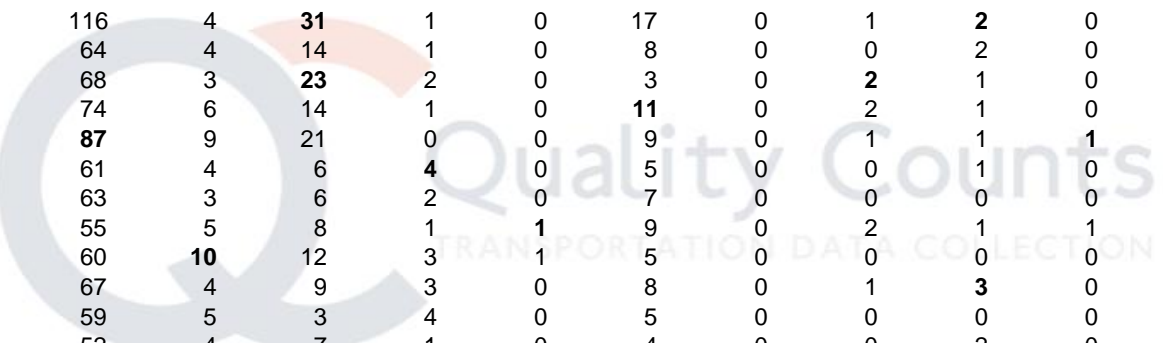
LOCATION: SE 17th St btwn Cordova Rd and Eisenhower Blvd													QC JOB #: 11348604		
SPECIFIC LOCATION: 10 ft from													DIRECTION: WB		
CITY/STATE: Fort Lauderdale, FL													DATE: Oct 08 2013 - Oct 14 2013		
Start Time	Motor-cycles	Cars & Trailer	2 Axle Long	Buses	2 Axle 6 Tire	3 Axle Single	4 Axle Single	<5 Axle Double	5 Axle Double	>6 Axle Double	<6 Axle Multi	6 Axle Multi	>6 Axle Multi	Not Classified	Total
Grand Total	340	49302	34994	758	6750	155	5	3309	71	375	239	22	79	8893	105292
Percent	0.3%	46.8%	33.2%	0.7%	6.4%	0.1%	0.0%	3.1%	0.1%	0.4%	0.2%	0.0%	0.1%	8.4%	
ADT 15041															
<i>Comments:</i> N/A															



LOCATION: SE 17th St btwn Eisenhower Blvd and SE 23rd Ave
SPECIFIC LOCATION: 10 ft from
CITY/STATE: Fort Lauderdale, FL

QC JOB #: 11348605
DIRECTION: EB
DATE: Oct 08 2013

Start Time	Motor-cycles	Cars & Trailer	2 Axle Long	Buses	2 Axle 6 Tire	3 Axle Single	4 Axle Single	<5 Axle Double	5 Axle Double	>6 Axle Double	<6 Axle Multi	6 Axle Multi	>6 Axle Multi	Not Classified	Total
12:00 AM	0	64	15	0	0	0	0	2	0	0	0	0	0	5	86
1:00 AM	0	30	6	0	1	0	0	0	0	0	0	0	0	3	40
2:00 AM	0	24	4	0	0	0	0	0	0	0	0	0	0	4	32
3:00 AM	0	17	2	0	0	0	0	0	0	0	0	0	0	1	20
4:00 AM	0	48	8	0	3	0	0	1	0	0	0	0	0	5	65
5:00 AM	0	120	30	2	11	0	0	4	0	0	1	0	0	10	178
6:00 AM	0	245	52	5	14	2	0	2	0	2	0	0	0	27	349
7:00 AM	4	320	88	4	25	2	1	11	0	0	0	0	1	56	512
8:00 AM	3	405	94	13	16	1	0	20	1	1	0	0	0	76	630
9:00 AM	0	361	120	6	30	2	0	21	1	1	1	0	0	71	614
10:00 AM	0	400	116	4	31	1	0	17	0	1	2	0	0	60	632
11:00 AM	0	272	64	4	14	1	0	8	0	0	2	0	0	72	437
12:00 PM	1	289	68	3	23	2	0	3	0	2	1	0	0	87	479
1:00 PM	0	303	74	6	14	1	0	11	0	2	1	0	0	82	494
2:00 PM	4	374	87	9	21	0	0	9	0	1	1	1	0	86	593
3:00 PM	1	273	61	4	6	4	0	5	0	0	1	0	1	79	435
4:00 PM	2	300	63	3	6	2	0	7	0	0	0	0	3	81	467
5:00 PM	1	367	55	5	8	1	1	9	0	2	1	1	0	82	533
6:00 PM	2	398	60	10	12	3	1	5	0	0	0	0	0	75	566
7:00 PM	4	424	67	4	9	3	0	8	0	1	3	0	1	54	578
8:00 PM	0	385	59	5	3	4	0	5	0	0	0	0	0	33	494
9:00 PM	1	346	52	4	7	1	0	4	0	0	2	0	0	26	443
10:00 PM	0	316	71	6	4	0	0	1	0	1	1	0	0	18	418
11:00 PM	0	171	33	1	3	0	0	1	0	0	0	0	0	18	227
Day Total	23	6252	1349	98	261	30	3	154	2	14	17	2	6	1111	9322
Percent	0.2%	67.1%	14.5%	1.1%	2.8%	0.3%	0.0%	1.7%	0.0%	0.2%	0.2%	0.0%	0.1%	11.9%	



ADT 9322															
---------------------------	--	--	--	--	--	--	--	--	--	--	--	--	--	--	--

AM Peak	7:00 AM	8:00 AM	9:00 AM	8:00 AM	10:00 AM	6:00 AM	7:00 AM	9:00 AM	8:00 AM	6:00 AM	10:00 AM	7:00 AM	8:00 AM	10:00 AM
Volume	4	405	120	13	31	2	1	21	1	2	2	1	76	632
PM Peak	2:00 PM	7:00 PM	2:00 PM	6:00 PM	12:00 PM	3:00 PM	5:00 PM	1:00 PM	12:00 PM	7:00 PM	2:00 PM	4:00 PM	12:00 PM	2:00 PM
Volume	4	424	87	10	23	4	1	11	2	3	1	3	87	593

Comments: N/A

LOCATION: SE 17th St btwn Eisenhower Blvd and SE 23rd Ave SPECIFIC LOCATION: 10 ft from CITY/STATE: Fort Lauderdale, FL														QC JOB #: 11348605 DIRECTION: EB DATE: Oct 09 2013	
Start Time	Motor-cycles	Cars & Trailer	2 Axle Long	Buses	2 Axle 6 Tire	3 Axle Single	4 Axle Single	<5 Axle Double	5 Axle Double	>6 Axle Double	<6 Axle Multi	6 Axle Multi	>6 Axle Multi	Not Classified	Total
12:00 AM	0	78	16	0	1	0	0	0	0	0	0	0	0	5	100
1:00 AM	0	56	9	0	0	0	0	0	0	0	0	0	0	4	69
2:00 AM	0	33	5	0	2	0	0	0	0	0	0	0	0	1	41
3:00 AM	0	30	2	0	0	0	0	0	0	0	0	0	0	0	32
4:00 AM	0	42	3	0	1	0	0	0	0	0	0	0	0	8	54
5:00 AM	0	98	31	1	8	1	0	2	0	0	1	0	0	12	154
6:00 AM	0	221	60	4	18	0	0	3	0	0	0	1	0	28	335
7:00 AM	0	368	89	6	26	6	0	11	0	1	4	0	0	57	568
8:00 AM	1	456	112	10	18	3	0	14	0	4	2	0	1	68	689
9:00 AM	2	349	91	5	31	6	0	19	0	2	4	0	1	68	578
10:00 AM	0	311	82	4	17	2	0	4	1	1	0	0	1	70	493
11:00 AM	1	279	79	6	14	2	0	7	0	1	3	0	0	63	455
12:00 PM	1	283	69	2	14	4	0	11	0	0	1	0	0	74	459
1:00 PM	0	332	88	7	21	2	1	4	0	1	1	0	0	76	533
2:00 PM	2	431	86	3	15	6	1	12	1	0	1	0	1	61	620
3:00 PM	6	349	70	11	10	3	0	4	0	3	0	0	0	70	526
4:00 PM	2	321	62	6	10	1	0	6	0	0	1	0	0	76	485
5:00 PM	2	337	56	7	7	1	0	8	0	1	2	0	1	96	518
6:00 PM	3	392	63	6	11	3	1	5	1	3	2	0	2	80	572
7:00 PM	2	444	78	5	13	6	0	5	0	1	1	0	0	42	597
8:00 PM	1	381	65	6	5	1	0	7	1	1	1	0	0	20	489
9:00 PM	0	361	62	3	11	0	0	3	0	0	1	0	0	22	463
10:00 PM	0	307	60	2	6	2	0	3	0	0	0	0	0	18	398
11:00 PM	0	187	35	3	3	0	0	1	0	0	0	0	0	13	242
Day Total	23	6446	1373	97	262	49	3	129	4	19	25	1	7	1032	9470
Percent	0.2%	68.1%	14.5%	1.0%	2.8%	0.5%	0.0%	1.4%	0.0%	0.2%	0.3%	0.0%	0.1%	10.9%	
ADT 9470															
AM Peak	9:00 AM	8:00 AM	8:00 AM	8:00 AM	9:00 AM	7:00 AM		9:00 AM	10:00 AM	8:00 AM	7:00 AM	6:00 AM	8:00 AM	10:00 AM	8:00 AM
Volume	2	456	112	10	31	6		19	1	4	4	1	1	70	689
PM Peak	3:00 PM	7:00 PM	1:00 PM	3:00 PM	1:00 PM	2:00 PM	1:00 PM	2:00 PM	2:00 PM	3:00 PM	5:00 PM		6:00 PM	5:00 PM	2:00 PM
Volume	6	444	88	11	21	6	1	12	1	3	2		2	96	620
<i>Comments:</i> N/A															

LOCATION: SE 17th St btwn Eisenhower Blvd and SE 23rd Ave SPECIFIC LOCATION: 10 ft from CITY/STATE: Fort Lauderdale, FL														QC JOB #: 11348605 DIRECTION: EB DATE: Oct 10 2013	
Start Time	Motor-cycles	Cars & Trailer	2 Axle Long	Buses	2 Axle 6 Tire	3 Axle Single	4 Axle Single	<5 Axle Double	5 Axle Double	>6 Axle Double	<6 Axle Multi	6 Axle Multi	>6 Axle Multi	Not Classified	Total
12:00 AM	0	105	21	0	1	0	0	0	0	0	0	0	0	11	138
1:00 AM	0	65	12	0	0	0	0	0	0	0	0	0	0	4	81
2:00 AM	0	40	5	0	1	0	0	0	0	0	0	0	0	4	50
3:00 AM	0	23	3	0	1	0	0	1	0	0	0	0	0	2	30
4:00 AM	0	59	9	0	3	0	0	0	0	0	0	0	0	5	76
5:00 AM	0	110	36	3	10	0	0	2	0	0	0	0	0	16	177
6:00 AM	0	241	68	7	17	2	0	5	0	1	0	0	0	31	372
7:00 AM	2	451	86	6	26	3	2	13	1	1	1	0	1	52	645
8:00 AM	0	364	107	6	16	1	0	12	0	2	2	0	1	95	606
9:00 AM	2	329	75	2	31	5	0	9	2	1	0	0	0	71	527
10:00 AM	3	335	99	9	26	1	1	10	0	1	2	0	1	74	562
11:00 AM	5	264	49	3	16	5	0	8	0	1	2	0	1	83	437
12:00 PM	0	281	87	3	13	3	0	6	1	0	3	0	2	91	490
1:00 PM	1	335	92	3	24	2	1	8	1	0	3	0	0	80	550
2:00 PM	5	358	83	6	15	4	1	13	1	1	3	0	0	81	571
3:00 PM	4	241	53	3	11	1	0	2	1	0	0	0	0	108	424
4:00 PM	1	266	55	5	11	0	0	3	1	0	1	0	0	130	473
5:00 PM	1	296	45	5	10	1	0	7	0	0	4	0	0	105	474
6:00 PM	3	419	67	6	13	1	0	13	0	1	4	0	3	71	601
7:00 PM	1	402	68	1	11	2	2	8	0	0	2	0	0	62	559
8:00 PM	1	428	58	5	8	1	0	8	1	1	1	0	0	29	541
9:00 PM	0	381	59	2	9	5	1	3	0	0	1	0	0	40	501
10:00 PM	0	44	7	0	1	0	0	0	0	0	0	0	0	15	67
11:00 PM	0	0	0	0	0	0	0	0	0	0	0	0	0	1	1
Day Total	29	5837	1244	75	274	37	8	131	9	10	29	0	9	1261	8953
Percent	0.3%	65.2%	13.9%	0.8%	3.1%	0.4%	0.1%	1.5%	0.1%	0.1%	0.3%	0.0%	0.1%	14.1%	
ADT 8953															
AM Peak Volume	11:00 AM	7:00 AM	8:00 AM	10:00 AM	9:00 AM	9:00 AM	7:00 AM	7:00 AM	9:00 AM	8:00 AM	8:00 AM		7:00 AM	8:00 AM	7:00 AM
	5	451	107	9	31	5	2	13	2	2	2		1	95	645
PM Peak Volume	2:00 PM	8:00 PM	1:00 PM	2:00 PM	1:00 PM	9:00 PM	7:00 PM	2:00 PM	12:00 PM	2:00 PM	5:00 PM		6:00 PM	4:00 PM	6:00 PM
	5	428	92	6	24	5	2	13	1	1	4		3	130	601
<i>Comments:</i> N/A															

LOCATION: SE 17th St btwn Eisenhower Blvd and SE 23rd Ave SPECIFIC LOCATION: 10 ft from CITY/STATE: Fort Lauderdale, FL														QC JOB #: 11348605 DIRECTION: EB DATE: Oct 11 2013	
Start Time	Motor-cycles	Cars & Trailer	2 Axle Long	Buses	2 Axle 6 Tire	3 Axle Single	4 Axle Single	<5 Axle Double	5 Axle Double	>6 Axle Double	<6 Axle Multi	6 Axle Multi	>6 Axle Multi	Not Classified	Total
12:00 AM	0	0	0	0	0	0	0	0	0	0	0	0	0	0	0
1:00 AM	0	16	3	1	1	0	0	0	0	0	0	0	0	5	26
2:00 AM	0	29	5	0	1	0	0	0	0	0	0	0	0	7	42
3:00 AM	0	21	3	0	1	0	0	0	0	0	0	0	0	2	27
4:00 AM	0	56	11	0	2	0	0	0	0	0	0	0	0	1	70
5:00 AM	1	115	24	3	6	0	0	3	0	0	0	0	0	10	162
6:00 AM	0	249	55	4	16	0	0	10	0	0	0	0	0	25	359
7:00 AM	0	396	97	9	14	1	0	11	2	1	1	0	0	55	587
8:00 AM	2	369	88	8	13	3	2	13	1	3	2	0	1	85	590
9:00 AM	1	359	114	4	26	2	0	10	0	2	0	0	0	60	578
10:00 AM	0	350	109	10	21	1	0	9	0	0	1	0	0	58	559
11:00 AM	1	331	99	9	23	1	1	10	1	1	2	0	0	80	559
12:00 PM	1	320	58	4	18	2	1	8	0	0	1	0	0	98	511
1:00 PM	3	298	66	2	10	3	1	7	1	1	0	0	0	104	496
2:00 PM	6	353	70	8	16	2	1	7	0	1	1	0	0	89	554
3:00 PM	3	296	50	6	10	3	0	5	1	1	0	0	0	101	476
4:00 PM	2	243	48	1	5	1	0	8	0	2	3	0	0	112	425
5:00 PM	4	362	58	9	9	3	1	7	0	2	2	1	1	123	582
6:00 PM	3	296	46	0	4	3	0	6	0	0	0	0	1	107	466
7:00 PM	1	448	46	7	5	4	2	16	1	1	2	0	1	52	586
8:00 PM	2	331	65	6	6	6	0	8	0	0	0	0	0	72	496
9:00 PM	1	410	68	4	7	0	1	6	0	0	1	0	0	31	529
10:00 PM	0	360	56	2	11	1	0	2	1	0	0	0	1	42	476
11:00 PM	2	275	42	0	2	0	0	3	0	0	2	0	0	21	347
Day Total	33	6283	1281	97	227	36	10	149	8	15	18	1	5	1340	9503
Percent	0.3%	66.1%	13.5%	1.0%	2.4%	0.4%	0.1%	1.6%	0.1%	0.2%	0.2%	0.0%	0.1%	14.1%	
ADT 9503															
AM Peak	8:00 AM	7:00 AM	9:00 AM	10:00 AM	9:00 AM	8:00 AM	8:00 AM	8:00 AM	7:00 AM	8:00 AM	8:00 AM		8:00 AM	8:00 AM	8:00 AM
Volume	2	396	114	10	26	3	2	13	2	3	2		1	85	590
PM Peak	2:00 PM	7:00 PM	2:00 PM	5:00 PM	12:00 PM	8:00 PM	7:00 PM	7:00 PM	1:00 PM	4:00 PM	4:00 PM	5:00 PM	5:00 PM	5:00 PM	7:00 PM
Volume	6	448	70	9	18	6	2	16	1	2	3	1	1	123	586
<i>Comments:</i> N/A															

LOCATION: SE 17th St btwn Eisenhower Blvd and SE 23rd Ave SPECIFIC LOCATION: 10 ft from CITY/STATE: Fort Lauderdale, FL														QC JOB #: 11348605 DIRECTION: EB DATE: Oct 12 2013	
Start Time	Motor-cycles	Cars & Trailer	2 Axle Long	Buses	2 Axle 6 Tire	3 Axle Single	4 Axle Single	<5 Axle Double	5 Axle Double	>6 Axle Double	<6 Axle Multi	6 Axle Multi	>6 Axle Multi	Not Classified	Total
12:00 AM	0	191	42	0	2	0	0	3	0	0	0	0	0	22	260
1:00 AM	0	113	18	3	1	0	0	0	0	0	0	0	0	19	154
2:00 AM	0	73	5	0	1	0	0	0	0	0	0	0	0	10	89
3:00 AM	0	57	7	0	2	0	0	0	0	0	0	0	0	1	67
4:00 AM	0	84	18	0	1	0	0	1	1	0	0	0	0	3	108
5:00 AM	0	141	30	2	10	0	0	2	0	0	0	0	0	12	197
6:00 AM	0	223	47	4	11	0	0	8	0	0	0	0	0	26	319
7:00 AM	0	247	53	4	15	1	1	9	0	2	1	0	0	46	379
8:00 AM	3	335	76	5	11	0	0	9	1	0	3	1	0	44	488
9:00 AM	3	308	64	8	16	0	1	7	1	2	0	0	1	73	484
10:00 AM	2	303	58	3	15	6	0	4	0	0	2	0	0	81	474
11:00 AM	1	321	88	4	16	2	0	8	2	2	1	0	1	95	541
12:00 PM	1	291	61	6	8	1	0	6	1	3	2	0	0	129	509
1:00 PM	3	455	54	2	20	1	1	9	0	0	1	0	1	103	650
2:00 PM	2	492	94	3	16	4	0	4	0	0	1	0	1	89	706
3:00 PM	2	315	42	7	9	4	2	6	1	0	1	0	0	110	499
4:00 PM	7	348	44	5	8	1	0	4	0	0	2	0	2	114	535
5:00 PM	1	353	55	4	10	5	0	5	0	1	2	0	0	107	543
6:00 PM	8	334	39	2	6	0	1	6	0	1	0	0	2	86	485
7:00 PM	2	324	64	10	6	3	1	5	0	2	0	0	0	81	498
8:00 PM	1	407	76	2	6	2	0	2	1	1	2	1	0	51	552
9:00 PM	4	398	59	4	9	1	1	6	0	2	0	0	1	38	523
10:00 PM	0	334	42	1	5	1	0	5	0	0	1	0	0	39	428
11:00 PM	0	276	32	3	3	1	0	3	0	0	0	0	0	32	350
Day Total	40	6723	1168	82	207	33	8	112	8	16	19	2	9	1411	9838
Percent	0.4%	68.3%	11.9%	0.8%	2.1%	0.3%	0.1%	1.1%	0.1%	0.2%	0.2%	0.0%	0.1%	14.3%	
ADT 9838															
AM Peak	8:00 AM	8:00 AM	11:00 AM	9:00 AM	9:00 AM	10:00 AM	7:00 AM	7:00 AM	11:00 AM	7:00 AM	8:00 AM	8:00 AM	9:00 AM	11:00 AM	11:00 AM
Volume	3	335	88	8	16	6	1	9	2	2	3	1	1	95	541
PM Peak	6:00 PM	2:00 PM	2:00 PM	7:00 PM	1:00 PM	5:00 PM	3:00 PM	1:00 PM	12:00 PM	12:00 PM	12:00 PM	8:00 PM	4:00 PM	12:00 PM	2:00 PM
Volume	8	492	94	10	20	5	2	9	1	3	2	1	2	129	706
<i>Comments:</i> N/A															

LOCATION: SE 17th St btwn Eisenhower Blvd and SE 23rd Ave SPECIFIC LOCATION: 10 ft from CITY/STATE: Fort Lauderdale, FL														QC JOB #: 11348605 DIRECTION: EB DATE: Oct 13 2013	
Start Time	Motor-cycles	Cars & Trailer	2 Axle Long	Buses	2 Axle 6 Tire	3 Axle Single	4 Axle Single	<5 Axle Double	5 Axle Double	>6 Axle Double	<6 Axle Multi	6 Axle Multi	>6 Axle Multi	Not Classified	Total
12:00 AM	0	235	38	0	5	0	0	1	0	0	1	0	0	21	301
1:00 AM	0	123	23	5	0	0	0	0	0	0	0	0	0	6	157
2:00 AM	0	93	12	0	3	0	0	0	0	0	0	0	0	9	117
3:00 AM	0	59	12	0	1	0	0	0	0	0	0	0	0	4	76
4:00 AM	0	73	15	0	0	0	0	0	0	0	0	0	0	11	99
5:00 AM	0	141	28	0	7	0	0	0	0	0	0	0	0	13	189
6:00 AM	0	199	53	1	8	0	0	1	0	0	0	0	0	32	294
7:00 AM	0	264	52	1	8	0	0	3	0	0	1	0	0	34	363
8:00 AM	1	325	63	1	10	3	0	6	0	1	2	0	1	44	457
9:00 AM	0	372	68	8	18	1	0	4	1	1	2	0	0	46	521
10:00 AM	2	273	54	6	10	2	0	7	0	1	1	0	0	77	433
11:00 AM	0	325	70	7	19	4	0	2	1	1	2	0	0	83	514
12:00 PM	2	340	81	3	14	0	0	2	0	0	4	0	2	104	552
1:00 PM	3	304	63	5	10	1	0	5	0	1	1	0	2	93	488
2:00 PM	0	480	69	1	6	0	0	6	1	1	1	0	0	61	626
3:00 PM	1	334	41	3	7	2	0	8	0	1	2	0	1	100	500
4:00 PM	3	288	55	4	10	3	0	3	0	0	0	0	0	90	456
5:00 PM	3	353	59	5	7	3	0	5	0	0	1	0	0	73	509
6:00 PM	2	388	51	5	6	2	0	1	0	0	2	0	0	75	532
7:00 PM	1	355	40	3	5	3	0	5	1	0	0	0	0	54	467
8:00 PM	2	366	63	2	7	1	0	4	0	1	1	0	0	34	481
9:00 PM	2	322	66	0	4	1	0	0	0	1	0	0	1	27	424
10:00 PM	0	259	34	1	6	1	0	1	0	0	0	0	0	17	319
11:00 PM	1	191	36	1	4	0	0	1	0	0	0	0	0	15	249
Day Total	23	6462	1146	62	175	27	0	65	4	9	21	0	7	1123	9124
Percent	0.3%	70.8%	12.6%	0.7%	1.9%	0.3%	0.0%	0.7%	0.0%	0.1%	0.2%	0.0%	0.1%	12.3%	
ADT 9124															
AM Peak	10:00 AM	9:00 AM	11:00 AM	9:00 AM	11:00 AM	11:00 AM		10:00 AM	9:00 AM	8:00 AM	8:00 AM		8:00 AM	11:00 AM	9:00 AM
Volume	2	372	70	8	19	4		7	1	1	2		1	83	521
PM Peak	1:00 PM	2:00 PM	12:00 PM	1:00 PM	12:00 PM	4:00 PM		3:00 PM	2:00 PM	1:00 PM	12:00 PM		12:00 PM	12:00 PM	2:00 PM
Volume	3	480	81	5	14	3		8	1	1	4		2	104	626
<i>Comments:</i> N/A															

LOCATION: SE 17th St btwn Eisenhower Blvd and SE 23rd Ave SPECIFIC LOCATION: 10 ft from CITY/STATE: Fort Lauderdale, FL														QC JOB #: 11348605 DIRECTION: EB DATE: Oct 14 2013	
Start Time	Motor-cycles	Cars & Trailer	2 Axle Long	Buses	2 Axle 6 Tire	3 Axle Single	4 Axle Single	<5 Axle Double	5 Axle Double	>6 Axle Double	<6 Axle Multi	6 Axle Multi	>6 Axle Multi	Not Classified	Total
12:00 AM	0	122	15	1	1	0	0	1	0	0	0	0	0	10	150
1:00 AM	0	67	6	0	1	0	0	0	0	0	0	0	0	9	83
2:00 AM	0	34	3	0	0	0	0	0	0	0	0	0	0	5	42
3:00 AM	0	33	3	0	2	0	0	1	0	0	0	0	0	0	39
4:00 AM	0	59	15	0	1	0	0	0	0	0	0	0	0	2	77
5:00 AM	0	118	40	3	13	0	0	0	0	0	0	0	0	12	186
6:00 AM	0	235	51	3	18	0	0	1	0	1	1	0	2	27	339
7:00 AM	0	330	85	9	27	0	1	4	0	1	0	0	0	38	495
8:00 AM	1	304	82	5	14	1	1	11	1	4	3	0	1	52	480
9:00 AM	1	334	101	3	29	3	1	16	0	1	3	0	2	55	549
10:00 AM	2	262	69	6	24	3	0	10	2	1	1	0	1	68	449
11:00 AM	2	299	84	2	12	1	0	10	0	1	1	0	0	75	487
12:00 PM	4	316	85	3	11	1	0	8	1	1	3	0	0	80	513
1:00 PM	4	366	81	4	19	3	0	8	1	0	2	0	0	71	559
2:00 PM	1	388	74	3	17	0	0	11	0	1	0	0	1	79	575
3:00 PM	2	271	44	5	12	2	0	9	1	0	1	0	0	100	447
4:00 PM	6	278	49	4	7	0	0	10	0	1	4	0	1	102	462
5:00 PM	3	277	50	2	4	3	0	10	0	5	3	0	0	101	458
6:00 PM	3	450	61	7	7	1	0	4	0	0	0	0	1	85	619
7:00 PM	1	411	55	2	5	1	0	3	2	2	2	0	2	67	553
8:00 PM	1	376	43	3	6	0	0	2	0	0	0	0	0	37	468
9:00 PM	1	290	44	2	0	2	1	2	0	0	0	0	0	25	367
10:00 PM	1	278	45	1	5	0	0	2	1	1	0	0	0	23	357
11:00 PM	0	168	30	1	2	0	0	2	0	0	0	0	0	11	214
Day Total	33	6066	1215	69	237	21	4	125	9	20	24	0	11	1134	8968
Percent	0.4%	67.6%	13.5%	0.8%	2.6%	0.2%	0.0%	1.4%	0.1%	0.2%	0.3%	0.0%	0.1%	12.6%	
ADT 8968															
AM Peak Volume	10:00 AM	9:00 AM	9:00 AM	7:00 AM	9:00 AM	9:00 AM	7:00 AM	9:00 AM	10:00 AM	8:00 AM	8:00 AM		6:00 AM	11:00 AM	9:00 AM
PM Peak Volume	4:00 PM	6:00 PM	12:00 PM	6:00 PM	1:00 PM	1:00 PM	9:00 PM	2:00 PM	7:00 PM	5:00 PM	4:00 PM		7:00 PM	4:00 PM	6:00 PM

Comments: N/A

LOCATION: SE 17th St btwn Eisenhower Blvd and SE 23rd Ave													QC JOB #: 11348605		
SPECIFIC LOCATION: 10 ft from													DIRECTION: EB		
CITY/STATE: Fort Lauderdale, FL													DATE: Oct 08 2013 - Oct 14 2013		
Start Time	Motor-cycles	Cars & Trailer	2 Axle Long	Buses	2 Axle 6 Tire	3 Axle Single	4 Axle Single	<5 Axle Double	5 Axle Double	>6 Axle Double	<6 Axle Multi	6 Axle Multi	>6 Axle Multi	Not Classified	Total
Grand Total	204	44069	8776	580	1643	233	36	865	44	103	153	6	54	8412	65178
Percent	0.3%	67.6%	13.5%	0.9%	2.5%	0.4%	0.1%	1.3%	0.1%	0.2%	0.2%	0.0%	0.1%	12.9%	
ADT 9311															
<i>Comments:</i> N/A															

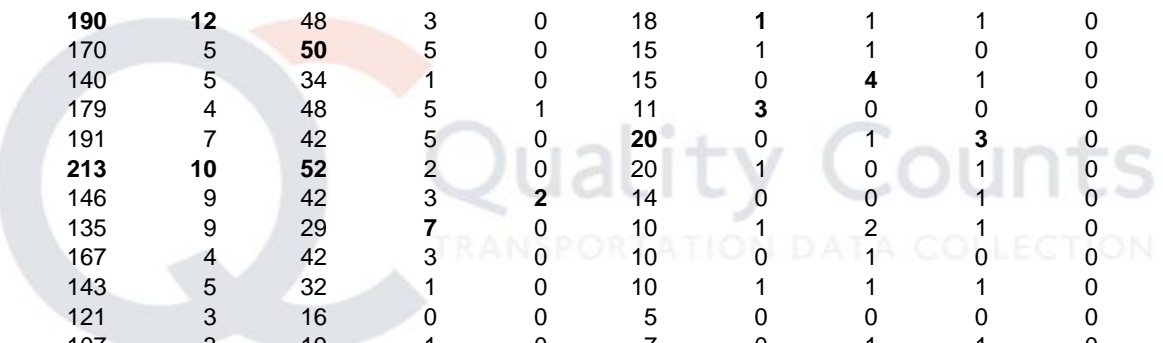


LOCATION: SE 17th St btwn Eisenhower Blvd and SE 23rd Ave SPECIFIC LOCATION: 10 ft from CITY/STATE: Fort Lauderdale, FL														QC JOB #: 11348605 DIRECTION: WB DATE: Oct 08 2013	
Start Time	Motor-cycles	Cars & Trailer	2 Axle Long	Buses	2 Axle 6 Tire	3 Axle Single	4 Axle Single	<5 Axle Double	5 Axle Double	>6 Axle Double	<6 Axle Multi	6 Axle Multi	>6 Axle Multi	Not Classified	Total
12:00 AM	0	91	24	0	3	0	0	2	0	0	0	0	0	4	124
1:00 AM	0	53	11	0	3	0	0	0	0	0	0	0	0	1	68
2:00 AM	0	25	14	0	1	0	0	0	0	0	0	0	0	4	44
3:00 AM	0	23	6	0	2	0	0	0	0	0	0	0	0	2	33
4:00 AM	0	25	13	0	5	0	0	0	0	0	0	0	0	3	46
5:00 AM	0	88	36	0	12	0	0	2	0	0	0	0	0	7	145
6:00 AM	2	194	67	6	16	1	1	3	0	0	0	0	0	18	308
7:00 AM	3	468	115	6	25	0	1	6	0	1	1	0	0	30	656
8:00 AM	2	491	130	10	24	1	1	11	0	0	1	0	0	57	728
9:00 AM	2	376	146	6	31	6	1	14	0	1	1	0	0	56	640
10:00 AM	3	464	166	9	49	7	0	11	0	0	2	0	0	42	753
11:00 AM	3	410	140	4	29	4	1	12	0	0	2	0	0	53	658
12:00 PM	7	318	113	7	28	4	3	9	0	1	1	0	0	67	558
1:00 PM	1	381	156	5	27	9	0	11	0	1	1	0	0	40	632
2:00 PM	4	356	142	7	24	4	0	16	1	0	0	0	1	62	617
3:00 PM	8	376	141	4	44	3	0	19	0	0	1	0	1	72	669
4:00 PM	3	450	153	3	29	10	0	24	0	1	3	0	1	59	736
5:00 PM	9	361	83	2	32	2	2	17	0	0	2	0	0	78	588
6:00 PM	1	432	125	4	21	6	0	12	2	0	0	0	0	43	646
7:00 PM	3	445	126	5	24	4	1	8	0	1	0	0	0	34	651
8:00 PM	2	306	89	7	13	1	0	5	0	0	0	0	0	19	442
9:00 PM	2	304	73	5	11	0	0	5	0	0	0	0	0	18	418
10:00 PM	2	234	91	7	22	0	0	5	0	0	0	0	0	23	384
11:00 PM	0	187	63	1	9	0	0	1	0	0	0	0	0	13	274
Day Total	57	6858	2223	98	484	62	11	193	3	6	15	0	3	805	10818
Percent	0.5%	63.4%	20.5%	0.9%	4.5%	0.6%	0.1%	1.8%	0.0%	0.1%	0.1%	0.0%	0.0%	7.4%	
ADT 10818															
AM Peak	7:00 AM	8:00 AM	10:00 AM	8:00 AM	10:00 AM	10:00 AM	6:00 AM	9:00 AM		7:00 AM	10:00 AM			8:00 AM	10:00 AM
Volume	3	491	166	10	49	7	1	14		1	2			57	753
PM Peak	5:00 PM	4:00 PM	1:00 PM	12:00 PM	3:00 PM	4:00 PM	12:00 PM	4:00 PM	6:00 PM	12:00 PM	4:00 PM		2:00 PM	5:00 PM	4:00 PM
Volume	9	450	156	7	44	10	3	24	2	1	3		1	78	736
<i>Comments:</i> N/A															

LOCATION: SE 17th St btwn Eisenhower Blvd and SE 23rd Ave
SPECIFIC LOCATION: 10 ft from
CITY/STATE: Fort Lauderdale, FL

QC JOB #: 11348605
DIRECTION: WB
DATE: Oct 09 2013

Start Time	Motor-cycles	Cars & Trailer	2 Axle Long	Buses	2 Axle 6 Tire	3 Axle Single	4 Axle Single	<5 Axle Double	5 Axle Double	>6 Axle Double	<6 Axle Multi	6 Axle Multi	>6 Axle Multi	Not Classified	Total
12:00 AM	1	72	47	0	3	0	0	1	0	0	0	0	0	8	132
1:00 AM	0	42	17	0	3	0	0	0	0	0	0	0	0	3	65
2:00 AM	0	31	17	1	2	0	0	0	0	0	0	0	0	5	56
3:00 AM	0	25	6	0	0	0	0	0	0	0	0	0	0	2	33
4:00 AM	0	29	8	0	5	0	0	0	0	0	0	0	0	4	46
5:00 AM	0	63	38	0	14	0	0	1	0	0	0	0	0	15	131
6:00 AM	1	142	65	7	24	0	0	1	0	0	0	0	0	52	292
7:00 AM	4	368	131	3	27	5	0	12	0	2	2	0	0	67	621
8:00 AM	1	394	173	7	28	4	1	11	0	0	2	0	0	66	687
9:00 AM	2	336	170	8	43	6	0	18	0	0	2	0	0	52	637
10:00 AM	6	324	190	12	48	3	0	18	1	1	1	0	1	40	645
11:00 AM	8	338	170	5	50	5	0	15	1	1	0	0	1	63	657
12:00 PM	3	249	140	5	34	1	0	15	0	4	1	0	0	56	508
1:00 PM	3	305	179	4	48	5	1	11	3	0	0	0	1	54	614
2:00 PM	6	392	191	7	42	5	0	20	0	1	3	0	0	63	730
3:00 PM	8	425	213	10	52	2	0	20	1	0	1	0	1	73	806
4:00 PM	7	370	146	9	42	3	2	14	0	0	1	0	0	83	677
5:00 PM	6	352	135	9	29	7	0	10	1	2	1	0	0	74	626
6:00 PM	1	389	167	4	42	3	0	10	0	1	0	0	0	53	670
7:00 PM	4	364	143	5	32	1	0	10	1	1	1	0	0	58	620
8:00 PM	0	299	121	3	16	0	0	5	0	0	0	0	0	31	475
9:00 PM	1	249	107	3	19	1	0	7	0	1	1	0	0	27	416
10:00 PM	0	193	96	1	16	1	0	5	0	0	0	0	0	52	364
11:00 PM	0	186	89	1	7	0	0	1	0	0	0	0	0	51	335
Day Total	62	5937	2759	104	626	52	4	205	8	14	16	0	4	1052	10843
Percent	0.6%	54.8%	25.4%	1.0%	5.8%	0.5%	0.0%	1.9%	0.1%	0.1%	0.1%	0.0%	0.0%	9.7%	



ADT 10843	
----------------------------	--

AM Peak	11:00 AM	8:00 AM	10:00 AM	10:00 AM	11:00 AM	9:00 AM	8:00 AM	9:00 AM	10:00 AM	7:00 AM	7:00 AM		10:00 AM	7:00 AM	8:00 AM
Volume	8	394	190	12	50	6	1	18	1	2	2		1	67	687
PM Peak	3:00 PM	3:00 PM	3:00 PM	3:00 PM	3:00 PM	5:00 PM	4:00 PM	2:00 PM	1:00 PM	12:00 PM	2:00 PM		1:00 PM	4:00 PM	3:00 PM
Volume	8	425	213	10	52	7	2	20	3	4	3		1	83	806

Comments: N/A

LOCATION: SE 17th St btwn Eisenhower Blvd and SE 23rd Ave SPECIFIC LOCATION: 10 ft from CITY/STATE: Fort Lauderdale, FL														QC JOB #: 11348605 DIRECTION: WB DATE: Oct 10 2013		
Start Time	Motor-cycles	Cars & Trailer	2 Axle Long	Buses	2 Axle 6 Tire	3 Axle Single	4 Axle Single	<5 Axle Double	5 Axle Double	>6 Axle Double	<6 Axle Multi	6 Axle Multi	>6 Axle Multi	Not Classified	Total	
12:00 AM	0	79	48	0	11	0	0	1	0	0	0	0	0	19	158	
1:00 AM	0	48	24	0	6	0	0	0	0	0	0	0	0	19	97	
2:00 AM	0	13	11	0	3	0	0	0	0	0	0	0	0	26	53	
3:00 AM	0	17	6	0	0	0	0	0	0	0	0	0	0	7	30	
4:00 AM	0	23	28	1	8	0	0	0	0	0	0	0	0	13	73	
5:00 AM	0	36	43	1	10	0	0	0	0	0	0	0	0	42	132	
6:00 AM	3	137	69	3	20	0	0	1	0	0	0	0	0	97	330	
7:00 AM	5	309	126	8	34	2	0	6	0	0	1	0	0	120	611	
8:00 AM	8	343	172	9	32	7	0	10	0	4	1	0	0	85	671	
9:00 AM	10	364	216	4	47	2	0	13	0	0	0	0	1	50	707	
10:00 AM	1	304	178	5	45	5	1	13	0	0	1	0	1	52	606	
11:00 AM	9	288	140	4	43	10	0	20	2	1	0	0	0	75	592	
12:00 PM	2	322	173	6	42	5	1	11	1	2	3	0	0	74	642	
1:00 PM	8	313	174	6	53	5	0	12	1	0	1	1	1	66	641	
2:00 PM	7	313	155	5	35	4	0	20	0	0	2	0	1	51	593	
3:00 PM	6	331	118	4	36	4	0	14	2	3	1	0	0	84	603	
4:00 PM	6	308	114	2	30	9	1	9	0	2	0	0	0	97	578	
5:00 PM	11	401	137	6	34	8	0	12	0	3	0	0	0	89	701	
6:00 PM	6	381	138	3	32	2	0	8	0	0	0	0	1	67	638	
7:00 PM	5	429	178	4	30	2	0	21	0	0	0	0	0	61	730	
8:00 PM	4	302	114	6	20	1	1	4	0	0	1	0	0	48	501	
9:00 PM	1	249	119	2	20	2	0	6	0	0	0	0	0	93	492	
10:00 PM	2	243	68	2	14	1	0	3	0	0	0	0	0	69	402	
11:00 PM	1	139	63	2	13	0	0	2	0	0	0	0	0	124	344	
Day Total	95	5692	2612	83	618	69	4	186	6	15	11	1	5	1528	10925	
Percent	0.9%	52.1%	23.9%	0.8%	5.7%	0.6%	0.0%	1.7%	0.1%	0.1%	0.1%	0.0%	0.0%	14.0%		
ADT 10925																
AM Peak	9:00 AM	9:00 AM	9:00 AM	8:00 AM	9:00 AM	11:00 AM	10:00 AM	11:00 AM	11:00 AM	8:00 AM	7:00 AM			9:00 AM	7:00 AM	9:00 AM
Volume	10	364	216	9	47	10	1	20	2	4	1			1	120	707
PM Peak	5:00 PM	7:00 PM	7:00 PM	12:00 PM	1:00 PM	4:00 PM	12:00 PM	7:00 PM	3:00 PM	3:00 PM	12:00 PM	1:00 PM	1:00 PM	11:00 PM		7:00 PM
Volume	11	429	178	6	53	9	1	21	2	3	3	1	1	124		730
<i>Comments:</i> N/A																

LOCATION: SE 17th St btwn Eisenhower Blvd and SE 23rd Ave SPECIFIC LOCATION: 10 ft from CITY/STATE: Fort Lauderdale, FL														QC JOB #: 11348605 DIRECTION: WB DATE: Oct 11 2013	
Start Time	Motor-cycles	Cars & Trailer	2 Axle Long	Buses	2 Axle 6 Tire	3 Axle Single	4 Axle Single	<5 Axle Double	5 Axle Double	>6 Axle Double	<6 Axle Multi	6 Axle Multi	>6 Axle Multi	Not Classified	Total
12:00 AM	0	73	36	1	4	0	0	0	0	0	0	0	0	63	177
1:00 AM	0	36	20	0	3	0	0	1	0	0	0	0	0	47	107
2:00 AM	0	31	19	1	3	0	0	1	0	0	0	0	0	14	69
3:00 AM	0	13	6	1	2	0	0	0	0	0	0	0	0	20	42
4:00 AM	0	32	24	0	5	0	0	0	0	0	0	0	0	22	83
5:00 AM	0	61	53	1	7	0	0	1	0	0	0	0	0	26	149
6:00 AM	2	133	66	0	16	0	0	5	0	0	0	0	0	54	276
7:00 AM	5	264	124	5	30	2	0	6	0	0	3	0	0	132	571
8:00 AM	5	402	142	6	26	6	1	18	1	0	1	0	0	59	667
9:00 AM	7	398	197	8	44	7	1	16	0	1	2	0	1	52	734
10:00 AM	5	372	202	5	51	5	0	13	1	3	1	0	0	65	723
11:00 AM	4	323	153	3	41	6	0	15	0	3	1	0	0	61	610
12:00 PM	4	268	133	2	40	4	0	15	0	2	0	0	0	64	532
1:00 PM	4	252	108	2	35	1	0	13	1	1	1	0	0	101	519
2:00 PM	4	379	145	2	39	5	0	23	0	1	3	0	0	63	664
3:00 PM	3	345	142	6	35	3	1	7	0	2	1	0	0	90	635
4:00 PM	6	350	122	9	31	5	2	20	0	0	0	0	1	91	637
5:00 PM	6	306	103	7	26	12	1	16	2	1	5	0	2	106	593
6:00 PM	5	320	120	2	20	8	1	14	0	0	0	0	0	72	562
7:00 PM	5	435	171	3	24	4	0	14	0	1	0	0	0	69	726
8:00 PM	3	290	105	4	14	1	0	6	0	0	1	0	0	40	464
9:00 PM	3	323	114	3	18	2	0	8	0	0	0	0	0	63	534
10:00 PM	4	277	122	6	12	1	0	2	0	0	0	0	0	82	506
11:00 PM	4	296	118	1	24	0	0	2	0	0	0	0	0	102	547
Day Total	79	5979	2545	78	550	72	7	216	5	15	19	0	4	1558	11127
Percent	0.7%	53.7%	22.9%	0.7%	4.9%	0.6%	0.1%	1.9%	0.0%	0.1%	0.2%	0.0%	0.0%	14.0%	
ADT 11127															
AM Peak Volume	9:00 AM	8:00 AM	10:00 AM	9:00 AM	10:00 AM	9:00 AM	8:00 AM	8:00 AM	8:00 AM	10:00 AM	7:00 AM		9:00 AM	7:00 AM	9:00 AM
	7	402	202	8	51	7	1	18	1	3	3		1	132	734
PM Peak Volume	4:00 PM	7:00 PM	7:00 PM	4:00 PM	12:00 PM	5:00 PM	4:00 PM	2:00 PM	5:00 PM	12:00 PM	5:00 PM		5:00 PM	5:00 PM	7:00 PM
	6	435	171	9	40	12	2	23	2	2	5		2	106	726
<i>Comments:</i> N/A															

LOCATION: SE 17th St btwn Eisenhower Blvd and SE 23rd Ave SPECIFIC LOCATION: 10 ft from CITY/STATE: Fort Lauderdale, FL														QC JOB #: 11348605 DIRECTION: WB DATE: Oct 12 2013	
Start Time	Motor-cycles	Cars & Trailer	2 Axle Long	Buses	2 Axle 6 Tire	3 Axle Single	4 Axle Single	<5 Axle Double	5 Axle Double	>6 Axle Double	<6 Axle Multi	6 Axle Multi	>6 Axle Multi	Not Classified	Total
12:00 AM	1	222	96	0	8	0	0	3	0	0	0	0	0	64	394
1:00 AM	0	136	41	3	4	0	0	1	0	0	0	0	0	53	238
2:00 AM	0	102	36	0	6	0	0	1	0	0	0	0	0	30	175
3:00 AM	0	53	22	0	3	0	0	0	0	0	0	0	0	32	110
4:00 AM	0	48	21	1	2	0	0	0	0	0	0	0	0	48	120
5:00 AM	0	50	47	1	11	0	0	2	0	0	0	0	0	30	141
6:00 AM	0	85	54	1	12	0	0	2	0	0	0	0	0	44	198
7:00 AM	2	147	83	3	17	1	0	4	0	0	0	0	0	121	378
8:00 AM	5	167	82	4	29	3	0	2	0	0	0	0	0	166	458
9:00 AM	9	323	148	1	30	5	2	13	1	1	0	0	0	54	587
10:00 AM	5	293	141	6	39	3	0	10	1	1	2	0	0	71	572
11:00 AM	7	319	147	11	33	2	0	13	1	2	1	0	0	73	609
12:00 PM	7	264	108	5	23	3	2	12	0	0	0	0	0	64	488
1:00 PM	4	322	144	3	29	2	1	10	0	1	1	0	0	69	586
2:00 PM	5	441	183	4	30	3	0	13	0	0	1	0	0	81	761
3:00 PM	5	304	116	4	19	6	1	3	0	1	1	0	0	78	538
4:00 PM	3	348	121	2	16	3	0	14	0	3	1	0	1	79	591
5:00 PM	9	393	126	5	23	4	0	13	0	3	1	1	1	66	645
6:00 PM	3	423	119	6	12	6	0	15	1	4	1	1	2	93	686
7:00 PM	5	436	177	5	29	5	1	12	0	0	0	0	0	74	744
8:00 PM	2	351	149	6	24	7	0	7	0	2	2	0	0	63	613
9:00 PM	5	336	143	0	16	3	0	2	0	1	1	1	0	97	605
10:00 PM	4	334	114	1	18	1	0	4	0	0	1	0	0	149	626
11:00 PM	4	421	147	6	22	2	1	13	0	1	0	0	0	123	740
Day Total	85	6318	2565	78	455	59	8	169	4	20	13	3	4	1822	11603
Percent	0.7%	54.5%	22.1%	0.7%	3.9%	0.5%	0.1%	1.5%	0.0%	0.2%	0.1%	0.0%	0.0%	15.7%	
ADT 11603															
AM Peak	9:00 AM	9:00 AM	9:00 AM	11:00 AM	10:00 AM	9:00 AM	9:00 AM	9:00 AM	9:00 AM	11:00 AM	10:00 AM			8:00 AM	11:00 AM
Volume	9	323	148	11	39	5	2	13	1	2	2			166	609
PM Peak	5:00 PM	2:00 PM	2:00 PM	6:00 PM	2:00 PM	8:00 PM	12:00 PM	6:00 PM	6:00 PM	6:00 PM	8:00 PM	5:00 PM	6:00 PM	10:00 PM	2:00 PM
Volume	9	441	183	6	30	7	2	15	1	4	2	1	2	149	761
<i>Comments:</i> N/A															

LOCATION: SE 17th St btwn Eisenhower Blvd and SE 23rd Ave SPECIFIC LOCATION: 10 ft from CITY/STATE: Fort Lauderdale, FL														QC JOB #: 11348605 DIRECTION: WB DATE: Oct 13 2013	
Start Time	Motor-cycles	Cars & Trailer	2 Axle Long	Buses	2 Axle 6 Tire	3 Axle Single	4 Axle Single	<5 Axle Double	5 Axle Double	>6 Axle Double	<6 Axle Multi	6 Axle Multi	>6 Axle Multi	Not Classified	Total
12:00 AM	0	221	94	2	13	1	0	2	0	0	0	0	0	126	459
1:00 AM	0	160	63	2	15	0	0	1	0	0	0	0	0	67	308
2:00 AM	0	124	56	3	11	0	0	0	0	0	0	0	0	52	246
3:00 AM	0	92	32	0	4	0	0	1	0	0	0	0	0	24	153
4:00 AM	0	45	30	1	6	0	0	0	0	0	0	0	0	36	118
5:00 AM	1	66	59	1	11	0	0	1	0	0	0	0	0	29	168
6:00 AM	0	92	80	0	22	0	0	0	0	0	0	0	0	36	230
7:00 AM	3	146	86	0	19	1	0	2	0	0	0	0	0	82	339
8:00 AM	0	201	96	0	26	0	0	5	0	0	0	0	0	86	414
9:00 AM	2	278	141	4	31	3	0	8	0	0	0	0	0	90	557
10:00 AM	5	343	142	1	38	4	0	9	0	2	1	0	0	92	637
11:00 AM	11	362	175	4	34	6	0	11	0	1	1	0	1	69	675
12:00 PM	10	385	137	8	35	6	0	11	0	2	0	0	0	101	695
1:00 PM	16	291	117	3	20	5	0	6	0	0	1	0	1	94	554
2:00 PM	5	411	159	5	26	3	0	6	1	1	0	0	0	64	681
3:00 PM	3	355	117	3	16	4	0	7	0	2	2	0	0	64	573
4:00 PM	3	373	135	2	26	1	1	10	1	0	1	0	2	94	649
5:00 PM	7	458	127	4	26	4	0	12	1	2	0	0	0	76	717
6:00 PM	6	409	154	1	26	3	0	11	0	3	1	0	2	71	687
7:00 PM	4	436	153	1	23	1	1	8	0	1	0	0	1	78	707
8:00 PM	3	328	110	2	25	3	1	5	0	0	0	0	0	94	571
9:00 PM	1	237	103	4	20	0	0	3	0	0	0	0	0	55	423
10:00 PM	0	203	90	2	12	0	0	2	0	0	2	0	0	76	387
11:00 PM	2	177	67	1	14	0	0	3	0	0	0	0	0	92	356
Day Total	82	6193	2523	54	499	45	3	124	3	14	9	0	7	1748	11304
Percent	0.7%	54.8%	22.3%	0.5%	4.4%	0.4%	0.0%	1.1%	0.0%	0.1%	0.1%	0.0%	0.1%	15.5%	
ADT 11304															
AM Peak	11:00 AM	11:00 AM	11:00 AM	9:00 AM	10:00 AM	11:00 AM		11:00 AM		10:00 AM	10:00 AM		11:00 AM	12:00 AM	11:00 AM
Volume	11	362	175	4	38	6		11		2	1		1	126	675
PM Peak	1:00 PM	5:00 PM	2:00 PM	12:00 PM	12:00 PM	12:00 PM	4:00 PM	5:00 PM	2:00 PM	6:00 PM	3:00 PM		4:00 PM	12:00 PM	5:00 PM
Volume	16	458	159	8	35	6	1	12	1	3	2		2	101	717
<i>Comments:</i> N/A															

LOCATION: SE 17th St btwn Eisenhower Blvd and SE 23rd Ave SPECIFIC LOCATION: 10 ft from CITY/STATE: Fort Lauderdale, FL														QC JOB #: 11348605 DIRECTION: WB DATE: Oct 14 2013	
Start Time	Motor-cycles	Cars & Trailer	2 Axle Long	Buses	2 Axle 6 Tire	3 Axle Single	4 Axle Single	<5 Axle Double	5 Axle Double	>6 Axle Double	<6 Axle Multi	6 Axle Multi	>6 Axle Multi	Not Classified	Total
12:00 AM	0	103	49	1	8	0	0	1	0	0	0	0	0	40	202
1:00 AM	0	29	20	1	2	0	1	0	0	0	0	0	0	53	106
2:00 AM	0	44	12	0	2	0	0	1	0	0	0	0	0	15	74
3:00 AM	0	12	13	1	2	0	0	0	0	0	0	0	0	14	42
4:00 AM	0	37	26	1	6	0	0	1	0	0	0	0	0	15	86
5:00 AM	0	74	55	1	17	0	0	1	0	0	0	0	0	14	162
6:00 AM	1	137	86	7	29	1	0	1	0	0	0	0	0	76	338
7:00 AM	4	242	114	3	29	3	0	10	0	2	0	0	0	170	577
8:00 AM	3	338	136	4	26	4	0	18	0	0	1	0	0	127	657
9:00 AM	3	322	177	9	64	5	1	13	0	0	1	0	0	104	699
10:00 AM	6	260	133	3	42	1	1	8	1	2	1	0	1	101	560
11:00 AM	5	356	189	5	44	1	0	18	0	0	0	0	1	61	680
12:00 PM	5	302	126	6	39	5	0	10	0	3	1	0	0	66	563
1:00 PM	2	357	160	9	51	3	1	27	1	1	0	0	0	70	682
2:00 PM	8	334	170	8	42	6	0	10	0	0	1	0	0	66	645
3:00 PM	8	320	133	6	36	5	0	11	0	3	1	0	1	76	600
4:00 PM	9	346	131	5	36	3	1	11	0	2	3	0	0	73	620
5:00 PM	3	255	98	2	14	5	0	6	0	2	2	0	0	81	468
6:00 PM	7	387	141	3	32	5	1	14	0	1	1	0	0	68	660
7:00 PM	2	338	126	0	19	1	0	7	0	0	0	0	0	50	543
8:00 PM	5	348	117	4	23	2	0	8	0	0	0	0	0	30	537
9:00 PM	1	229	71	3	13	2	0	2	0	0	0	0	0	23	344
10:00 PM	1	184	67	0	11	1	0	1	0	0	1	0	0	53	319
11:00 PM	0	185	58	0	10	0	0	2	0	0	0	0	0	58	313
Day Total	73	5539	2408	82	597	53	6	181	2	16	13	0	3	1504	10477
Percent	0.7%	52.9%	23.0%	0.8%	5.7%	0.5%	0.1%	1.7%	0.0%	0.2%	0.1%	0.0%	0.0%	14.4%	
ADT 10477															
AM Peak Volume	10:00 AM	11:00 AM	11:00 AM	9:00 AM	9:00 AM	9:00 AM	1:00 AM	8:00 AM	10:00 AM	7:00 AM	8:00 AM		10:00 AM	7:00 AM	9:00 AM
	6	356	189	9	64	5	1	18	1	2	1		1	170	699
PM Peak Volume	4:00 PM	6:00 PM	2:00 PM	1:00 PM	1:00 PM	2:00 PM	1:00 PM	1:00 PM	1:00 PM	12:00 PM	4:00 PM		3:00 PM	5:00 PM	1:00 PM
	9	387	170	9	51	6	1	27	1	3	3		1	81	682
<i>Comments:</i> N/A															

LOCATION: SE 17th St btwn Eisenhower Blvd and SE 23rd Ave													QC JOB #: 11348605		
SPECIFIC LOCATION: 10 ft from													DIRECTION: WB		
CITY/STATE: Fort Lauderdale, FL													DATE: Oct 08 2013 - Oct 14 2013		
Start Time	Motor-cycles	Cars & Trailer	2 Axle Long	Buses	2 Axle 6 Tire	3 Axle Single	4 Axle Single	<5 Axle Double	5 Axle Double	>6 Axle Double	<6 Axle Multi	6 Axle Multi	>6 Axle Multi	Not Classified	Total
Grand Total	533	42516	17635	577	3829	412	43	1274	31	100	96	4	30	10017	77097
Percent	0.7%	55.1%	22.9%	0.7%	5.0%	0.5%	0.1%	1.7%	0.0%	0.1%	0.1%	0.0%	0.0%	13.0%	
ADT 11013															
<i>Comments:</i> N/A															



LOCATION: SR A1A (Seabreeze Blvd) btwn SE 23rd Ave and Harbor Dr
SPECIFIC LOCATION: 10 ft from
CITY/STATE: Fort Lauderdale, FL

QC JOB #: 11348606
DIRECTION: EB
DATE: Oct 08 2013

Start Time	Motor-cycles	Cars & Trailer	2 Axle Long	Buses	2 Axle 6 Tire	3 Axle Single	4 Axle Single	<5 Axle Double	5 Axle Double	>6 Axle Double	<6 Axle Multi	6 Axle Multi	>6 Axle Multi	Not Classified	Total
12:00 AM	0	63	13	0	2	0	0	0	0	0	0	0	0	2	80
1:00 AM	0	30	7	0	1	0	0	0	0	0	0	0	0	1	39
2:00 AM	0	26	3	0	1	0	0	1	0	0	0	0	0	0	31
3:00 AM	0	13	3	0	0	0	0	0	0	0	0	0	0	0	16
4:00 AM	0	45	5	0	1	0	0	1	0	0	0	0	0	3	55
5:00 AM	0	106	25	3	18	0	0	3	0	0	0	0	0	4	159
6:00 AM	0	185	42	4	19	0	0	7	1	1	1	0	0	11	271
7:00 AM	0	330	71	5	50	0	0	12	0	1	3	0	1	30	503
8:00 AM	2	417	112	4	39	4	0	9	0	3	4	0	0	50	644
9:00 AM	3	382	102	10	33	2	0	25	2	3	3	1	3	49	618
10:00 AM	3	361	98	9	35	0	0	16	0	2	5	0	0	42	571
11:00 AM	0	312	82	2	14	1	0	23	0	3	1	0	1	46	485
12:00 PM	0	325	84	8	32	3	0	24	0	2	2	0	0	54	534
1:00 PM	0	378	94	5	28	2	0	14	0	2	1	0	2	40	566
2:00 PM	6	335	98	7	27	2	0	10	0	2	4	0	0	53	544
3:00 PM	1	310	84	8	16	1	0	9	0	0	2	0	0	64	495
4:00 PM	2	333	84	2	23	1	0	9	0	3	2	0	0	62	521
5:00 PM	1	414	72	2	22	3	0	10	1	0	1	0	2	59	587
6:00 PM	0	412	96	5	18	1	0	6	0	1	0	0	0	58	597
7:00 PM	1	403	93	7	22	1	0	6	0	0	2	0	0	30	565
8:00 PM	0	316	68	6	11	0	0	8	0	2	2	0	0	34	447
9:00 PM	0	288	65	5	15	0	0	6	0	0	2	0	0	32	413
10:00 PM	2	276	72	5	10	1	0	5	0	0	0	0	0	20	391
11:00 PM	0	162	45	1	4	0	0	0	0	0	0	0	0	10	222
Day Total	21	6222	1518	98	441	22	0	204	4	25	35	1	9	754	9354
Percent	0.2%	66.5%	16.2%	1.0%	4.7%	0.2%	0.0%	2.2%	0.0%	0.3%	0.4%	0.0%	0.1%	8.1%	

ADT 9354	
--------------------	--

AM Peak	9:00 AM	8:00 AM	8:00 AM	9:00 AM	7:00 AM	8:00 AM		9:00 AM	9:00 AM	8:00 AM	10:00 AM	9:00 AM	9:00 AM	8:00 AM	8:00 AM
Volume	3	417	112	10	50	4		25	2	3	5	1	3	50	644
PM Peak	2:00 PM	5:00 PM	2:00 PM	12:00 PM	12:00 PM	12:00 PM		12:00 PM	5:00 PM	4:00 PM	2:00 PM		1:00 PM	3:00 PM	6:00 PM
Volume	6	414	98	8	32	3		24	1	3	4		2	64	597

Comments: N/A

LOCATION: SR A1A (Seabreeze Blvd) btwn SE 23rd Ave and Harbor Dr SPECIFIC LOCATION: 10 ft from CITY/STATE: Fort Lauderdale, FL														QC JOB #: 11348606 DIRECTION: EB DATE: Oct 09 2013	
Start Time	Motor-cycles	Cars & Trailer	2 Axle Long	Buses	2 Axle 6 Tire	3 Axle Single	4 Axle Single	<5 Axle Double	5 Axle Double	>6 Axle Double	<6 Axle Multi	6 Axle Multi	>6 Axle Multi	Not Classified	Total
12:00 AM	0	59	17	0	1	0	0	1	0	0	0	0	0	3	81
1:00 AM	0	50	13	0	3	0	0	0	0	0	0	0	0	1	67
2:00 AM	0	27	11	0	2	0	0	0	0	0	0	0	0	0	40
3:00 AM	0	20	5	0	0	0	0	0	0	0	0	0	0	2	27
4:00 AM	0	38	6	0	1	0	0	0	0	0	0	0	0	5	50
5:00 AM	0	91	27	0	15	0	0	1	0	0	0	0	0	9	143
6:00 AM	1	156	42	3	13	1	0	8	0	0	2	0	0	36	262
7:00 AM	0	268	88	7	41	3	1	12	0	1	1	0	1	88	511
8:00 AM	0	390	103	9	29	3	1	14	0	4	2	0	1	78	634
9:00 AM	0	277	96	8	37	1	0	14	0	1	1	0	2	66	503
10:00 AM	1	271	91	6	28	1	0	10	0	3	0	0	1	54	466
11:00 AM	1	298	105	9	31	0	1	19	1	2	3	0	2	51	523
12:00 PM	2	324	99	1	28	5	0	16	1	0	2	0	2	62	542
1:00 PM	0	329	104	7	27	1	1	19	0	3	1	0	2	55	549
2:00 PM	2	390	93	6	32	2	0	19	0	8	3	0	1	53	609
3:00 PM	1	391	107	7	16	1	0	9	0	1	2	0	0	63	598
4:00 PM	2	375	101	9	28	3	0	10	0	1	0	0	1	77	607
5:00 PM	2	311	91	6	15	2	1	14	0	0	2	0	0	98	542
6:00 PM	0	456	110	7	32	1	0	8	0	1	5	0	0	59	679
7:00 PM	0	416	113	5	14	2	1	16	0	0	1	0	2	48	618
8:00 PM	1	295	63	2	10	0	0	7	0	1	3	0	0	25	407
9:00 PM	1	276	71	1	9	0	0	7	0	0	0	0	0	25	390
10:00 PM	0	240	69	2	8	0	0	5	0	0	1	0	0	17	342
11:00 PM	0	168	50	1	7	0	0	0	0	0	0	0	0	9	235
Day Total	14	5916	1675	96	427	26	6	209	2	26	29	0	15	984	9425
Percent	0.1%	62.8%	17.8%	1.0%	4.5%	0.3%	0.1%	2.2%	0.0%	0.3%	0.3%	0.0%	0.2%	10.4%	
ADT 9425															
AM Peak Volume	6:00 AM	8:00 AM	11:00 AM	8:00 AM	7:00 AM	7:00 AM	7:00 AM	11:00 AM	11:00 AM	8:00 AM	11:00 AM		9:00 AM	7:00 AM	8:00 AM
PM Peak Volume	12:00 PM	6:00 PM	7:00 PM	4:00 PM	2:00 PM	12:00 PM	1:00 PM	1:00 PM	12:00 PM	2:00 PM	6:00 PM		12:00 PM	5:00 PM	6:00 PM
	1	390	105	9	41	3	1	19	1	4	3		2	88	634
	2	456	113	9	32	5	1	19	1	8	5		2	98	679

Comments: N/A

LOCATION: SR A1A (Seabreeze Blvd) btwn SE 23rd Ave and Harbor Dr SPECIFIC LOCATION: 10 ft from CITY/STATE: Fort Lauderdale, FL														QC JOB #: 11348606 DIRECTION: EB DATE: Oct 10 2013	
Start Time	Motor-cycles	Cars & Trailer	2 Axle Long	Buses	2 Axle 6 Tire	3 Axle Single	4 Axle Single	<5 Axle Double	5 Axle Double	>6 Axle Double	<6 Axle Multi	6 Axle Multi	>6 Axle Multi	Not Classified	Total
12:00 AM	0	96	26	1	2	0	0	1	0	0	1	0	0	3	130
1:00 AM	0	55	14	0	1	0	0	0	0	0	0	0	0	0	70
2:00 AM	0	35	10	0	1	0	0	0	0	0	0	0	0	6	52
3:00 AM	0	23	4	0	1	0	0	1	0	0	0	0	0	0	29
4:00 AM	0	54	10	0	4	0	0	1	0	0	0	0	0	4	73
5:00 AM	0	90	37	3	15	0	0	1	0	0	0	0	0	5	151
6:00 AM	0	179	58	5	15	0	0	8	0	2	1	0	1	30	299
7:00 AM	0	310	102	5	38	0	0	11	0	0	2	0	0	68	536
8:00 AM	0	349	115	4	42	1	0	16	0	4	2	0	1	98	632
9:00 AM	2	310	95	3	39	1	0	14	0	1	5	0	0	67	537
10:00 AM	1	327	142	11	47	0	0	26	0	3	2	0	1	83	643
11:00 AM	2	323	91	5	30	0	1	11	0	1	5	0	1	61	531
12:00 PM	2	371	126	4	36	0	0	14	1	2	1	0	1	65	623
1:00 PM	3	331	85	7	40	1	0	15	1	1	4	0	2	70	560
2:00 PM	2	378	108	5	36	1	1	9	0	3	4	0	1	71	619
3:00 PM	3	356	96	4	27	4	0	13	0	1	2	0	0	56	562
4:00 PM	2	317	71	7	20	1	0	10	0	3	1	0	0	75	507
5:00 PM	1	350	68	8	16	3	1	18	0	0	2	0	0	72	539
6:00 PM	0	418	96	2	20	0	1	13	0	4	3	0	1	75	633
7:00 PM	1	397	97	3	16	3	0	15	0	2	0	0	0	55	589
8:00 PM	0	348	65	4	16	0	0	10	0	2	0	0	1	33	479
9:00 PM	0	334	75	1	17	0	0	6	1	0	0	0	0	25	459
10:00 PM	0	70	21	0	4	1	0	0	0	0	0	0	0	3	99
11:00 PM	0	13	1	1	0	0	0	0	0	0	0	0	0	3	18
Day Total	19	5834	1613	83	483	16	4	213	3	29	35	0	10	1028	9370
Percent	0.2%	62.3%	17.2%	0.9%	5.2%	0.2%	0.0%	2.3%	0.0%	0.3%	0.4%	0.0%	0.1%	11.0%	
ADT 9370															
AM Peak	9:00 AM	8:00 AM	10:00 AM	10:00 AM	10:00 AM	8:00 AM	11:00 AM	10:00 AM		8:00 AM	9:00 AM		6:00 AM	8:00 AM	10:00 AM
Volume	2	349	142	11	47	1	1	26		4	5		1	98	643
PM Peak	1:00 PM	6:00 PM	12:00 PM	5:00 PM	1:00 PM	3:00 PM	2:00 PM	5:00 PM	12:00 PM	6:00 PM	1:00 PM		1:00 PM	4:00 PM	6:00 PM
Volume	3	418	126	8	40	4	1	18	1	4	4		2	75	633
<i>Comments:</i> N/A															

LOCATION: SR A1A (Seabreeze Blvd) btwn SE 23rd Ave and Harbor Dr SPECIFIC LOCATION: 10 ft from CITY/STATE: Fort Lauderdale, FL														QC JOB #: 11348606 DIRECTION: EB DATE: Oct 11 2013	
Start Time	Motor-cycles	Cars & Trailer	2 Axle Long	Buses	2 Axle 6 Tire	3 Axle Single	4 Axle Single	<5 Axle Double	5 Axle Double	>6 Axle Double	<6 Axle Multi	6 Axle Multi	>6 Axle Multi	Not Classified	Total
12:00 AM	0	9	2	0	0	0	0	0	0	0	0	0	0	0	11
1:00 AM	0	11	5	0	1	0	0	0	0	0	0	0	0	0	17
2:00 AM	0	30	6	0	3	0	0	0	0	0	0	0	0	1	40
3:00 AM	0	21	6	0	1	0	0	0	0	0	0	0	0	1	29
4:00 AM	0	50	10	0	4	0	0	0	0	0	0	0	0	0	64
5:00 AM	0	94	21	1	7	0	0	1	1	0	0	0	0	9	134
6:00 AM	0	212	51	5	17	1	0	2	1	0	0	0	1	11	301
7:00 AM	1	299	95	8	30	2	0	16	0	3	1	0	0	50	505
8:00 AM	3	436	102	7	41	2	0	21	0	2	2	0	3	68	687
9:00 AM	4	283	97	5	32	1	0	16	1	1	1	0	1	54	496
10:00 AM	1	327	102	8	35	4	0	14	0	1	7	1	1	51	552
11:00 AM	2	284	101	6	37	3	1	13	1	2	2	0	0	68	520
12:00 PM	3	378	94	3	21	0	0	14	0	1	0	0	1	78	593
1:00 PM	4	321	78	4	22	1	1	12	0	3	3	0	1	85	535
2:00 PM	5	411	111	5	31	3	1	7	0	1	4	0	2	74	655
3:00 PM	2	397	99	6	32	0	0	11	0	3	0	0	0	70	620
4:00 PM	7	310	84	5	25	3	0	8	0	3	1	0	2	81	529
5:00 PM	1	287	41	6	13	2	0	9	0	4	0	0	0	88	451
6:00 PM	3	378	92	4	16	1	0	8	0	0	2	0	0	71	575
7:00 PM	4	450	108	5	18	0	0	8	0	0	0	0	0	50	643
8:00 PM	1	357	88	4	15	0	1	12	0	0	0	0	0	48	526
9:00 PM	2	361	86	4	14	0	0	9	0	2	0	0	0	35	513
10:00 PM	1	366	69	5	23	1	1	8	1	1	0	0	1	47	524
11:00 PM	0	277	65	0	7	1	0	4	0	1	0	0	0	27	382
Day Total	44	6349	1613	91	445	25	5	193	5	28	23	1	13	1067	9902
Percent	0.4%	64.1%	16.3%	0.9%	4.5%	0.3%	0.1%	1.9%	0.1%	0.3%	0.2%	0.0%	0.1%	10.8%	
ADT 9902															
AM Peak	9:00 AM	8:00 AM	8:00 AM	7:00 AM	8:00 AM	10:00 AM	11:00 AM	8:00 AM	5:00 AM	7:00 AM	10:00 AM	10:00 AM	8:00 AM	8:00 AM	8:00 AM
Volume	4	436	102	8	41	4	1	21	1	3	7	1	3	68	687
PM Peak	4:00 PM	7:00 PM	2:00 PM	3:00 PM	3:00 PM	2:00 PM	1:00 PM	12:00 PM	10:00 PM	5:00 PM	2:00 PM		2:00 PM	5:00 PM	2:00 PM
Volume	7	450	111	6	32	3	1	14	1	4	4		2	88	655
<i>Comments:</i> N/A															

LOCATION: SR A1A (Seabreeze Blvd) btwn SE 23rd Ave and Harbor Dr SPECIFIC LOCATION: 10 ft from CITY/STATE: Fort Lauderdale, FL														QC JOB #: 11348606 DIRECTION: EB DATE: Oct 12 2013	
Start Time	Motor-cycles	Cars & Trailer	2 Axle Long	Buses	2 Axle 6 Tire	3 Axle Single	4 Axle Single	<5 Axle Double	5 Axle Double	>6 Axle Double	<6 Axle Multi	6 Axle Multi	>6 Axle Multi	Not Classified	Total
12:00 AM	1	175	53	1	5	1	0	3	0	1	0	0	0	15	255
1:00 AM	1	101	29	3	2	0	0	0	0	0	0	0	0	12	148
2:00 AM	0	71	9	0	1	0	0	0	0	0	0	0	0	2	83
3:00 AM	0	48	8	0	2	0	0	0	0	0	0	0	0	0	58
4:00 AM	0	63	19	0	0	0	0	2	0	0	0	0	0	6	90
5:00 AM	0	109	28	2	8	1	1	5	0	0	0	0	0	11	165
6:00 AM	0	192	45	2	17	0	0	2	0	0	0	0	0	22	280
7:00 AM	1	197	64	3	25	1	0	9	0	1	2	0	0	83	386
8:00 AM	0	324	80	6	23	1	0	10	1	0	2	0	1	60	508
9:00 AM	1	323	94	6	29	2	0	12	1	1	2	0	1	71	543
10:00 AM	1	333	105	4	21	1	0	13	0	0	6	0	2	103	589
11:00 AM	3	346	99	5	20	3	0	12	0	1	2	0	2	84	577
12:00 PM	3	391	113	7	15	2	0	18	1	2	0	0	0	91	643
1:00 PM	3	492	83	4	23	1	0	11	0	3	4	1	0	90	715
2:00 PM	2	445	90	7	21	1	1	12	1	3	2	1	1	82	669
3:00 PM	5	355	67	6	15	0	1	11	1	3	0	0	0	85	549
4:00 PM	2	341	57	2	17	1	0	8	0	1	2	0	0	79	510
5:00 PM	2	311	68	5	15	1	1	6	0	1	1	0	2	82	495
6:00 PM	0	178	39	4	8	1	0	0	0	1	1	0	0	83	315
7:00 PM	1	306	73	2	12	0	0	8	0	2	2	0	0	76	482
8:00 PM	1	375	87	2	11	0	0	5	0	1	0	0	0	52	534
9:00 PM	1	308	80	4	14	0	0	13	0	0	0	0	0	59	479
10:00 PM	1	311	65	4	13	3	0	7	0	0	0	0	2	48	454
11:00 PM	0	238	61	2	8	0	0	1	0	1	0	0	0	42	353
Day Total	29	6333	1516	81	325	20	4	168	5	22	26	2	11	1338	9880
Percent	0.3%	64.1%	15.3%	0.8%	3.3%	0.2%	0.0%	1.7%	0.1%	0.2%	0.3%	0.0%	0.1%	13.5%	
ADT 9880															
AM Peak	11:00 AM	11:00 AM	10:00 AM	8:00 AM	9:00 AM	11:00 AM	5:00 AM	10:00 AM	8:00 AM	12:00 AM	10:00 AM		10:00 AM	10:00 AM	10:00 AM
Volume	3	346	105	6	29	3	1	13	1	1	6		2	103	589
PM Peak	3:00 PM	1:00 PM	12:00 PM	12:00 PM	1:00 PM	10:00 PM	2:00 PM	12:00 PM	12:00 PM	1:00 PM	1:00 PM	1:00 PM	5:00 PM	12:00 PM	1:00 PM
Volume	5	492	113	7	23	3	1	18	1	3	4	1	2	91	715
<i>Comments:</i> N/A															

LOCATION: SR A1A (Seabreeze Blvd) btwn SE 23rd Ave and Harbor Dr SPECIFIC LOCATION: 10 ft from CITY/STATE: Fort Lauderdale, FL														QC JOB #: 11348606 DIRECTION: EB DATE: Oct 13 2013	
Start Time	Motor-cycles	Cars & Trailer	2 Axle Long	Buses	2 Axle 6 Tire	3 Axle Single	4 Axle Single	<5 Axle Double	5 Axle Double	>6 Axle Double	<6 Axle Multi	6 Axle Multi	>6 Axle Multi	Not Classified	Total
12:00 AM	0	189	49	1	8	0	0	2	0	0	0	0	0	27	276
1:00 AM	1	115	36	5	1	0	0	1	0	0	0	0	0	11	170
2:00 AM	0	82	19	0	4	0	0	0	0	0	0	0	0	7	112
3:00 AM	0	56	18	0	1	0	0	0	0	0	0	0	0	3	78
4:00 AM	0	67	17	0	0	0	0	0	0	0	0	0	0	5	89
5:00 AM	0	103	29	0	10	0	0	0	0	0	0	0	0	14	156
6:00 AM	0	161	60	1	7	0	0	2	0	0	0	0	0	16	247
7:00 AM	1	211	61	1	13	0	0	3	1	0	2	0	0	53	346
8:00 AM	0	255	75	1	15	2	0	1	0	1	0	0	0	73	423
9:00 AM	2	337	69	8	21	3	0	10	0	1	2	0	0	63	516
10:00 AM	1	390	99	3	19	0	0	9	0	1	5	0	1	72	600
11:00 AM	3	404	102	3	26	1	0	14	0	2	3	0	2	67	627
12:00 PM	3	321	89	8	14	4	0	10	1	1	2	0	4	96	553
1:00 PM	1	440	105	4	24	1	0	15	0	1	0	0	1	75	667
2:00 PM	7	395	76	7	25	3	0	6	0	1	3	1	0	85	609
3:00 PM	2	362	72	5	13	0	1	8	0	0	3	0	1	57	524
4:00 PM	4	321	57	2	16	1	1	5	1	0	1	0	2	70	481
5:00 PM	4	323	64	3	12	1	0	8	0	1	2	0	0	66	484
6:00 PM	0	262	62	3	8	1	0	6	0	2	1	0	0	66	411
7:00 PM	1	193	38	4	6	0	0	8	0	2	0	0	0	66	318
8:00 PM	0	332	78	2	12	0	0	9	0	2	0	0	0	43	478
9:00 PM	0	290	74	1	9	0	0	6	0	0	1	0	0	17	398
10:00 PM	1	209	43	1	10	0	0	2	0	0	0	0	0	15	281
11:00 PM	0	175	49	2	4	0	0	0	0	0	0	0	0	14	244
Day Total	31	5993	1441	65	278	17	2	125	3	15	25	1	11	1081	9088
Percent	0.3%	65.9%	15.9%	0.7%	3.1%	0.2%	0.0%	1.4%	0.0%	0.2%	0.3%	0.0%	0.1%	11.9%	
ADT 9088															
AM Peak	11:00 AM	11:00 AM	11:00 AM	9:00 AM	11:00 AM	9:00 AM		11:00 AM	7:00 AM	11:00 AM	10:00 AM		11:00 AM	8:00 AM	11:00 AM
Volume	3	404	102	8	26	3		14	1	2	5		2	73	627
PM Peak	2:00 PM	1:00 PM	1:00 PM	12:00 PM	2:00 PM	12:00 PM	3:00 PM	1:00 PM	12:00 PM	6:00 PM	2:00 PM	2:00 PM	12:00 PM	12:00 PM	1:00 PM
Volume	7	440	105	8	25	4	1	15	1	2	3	1	4	96	667
<i>Comments:</i> N/A															

LOCATION: SR A1A (Seabreeze Blvd) btwn SE 23rd Ave and Harbor Dr SPECIFIC LOCATION: 10 ft from CITY/STATE: Fort Lauderdale, FL														QC JOB #: 11348606 DIRECTION: EB DATE: Oct 14 2013	
Start Time	Motor-cycles	Cars & Trailer	2 Axle Long	Buses	2 Axle 6 Tire	3 Axle Single	4 Axle Single	<5 Axle Double	5 Axle Double	>6 Axle Double	<6 Axle Multi	6 Axle Multi	>6 Axle Multi	Not Classified	Total
12:00 AM	0	107	27	1	1	0	0	2	0	0	0	0	0	11	149
1:00 AM	0	57	8	0	2	0	0	0	0	0	0	0	0	4	71
2:00 AM	0	33	4	0	0	0	0	0	0	0	0	0	0	2	39
3:00 AM	0	24	4	0	3	0	0	1	0	0	0	0	0	5	37
4:00 AM	0	30	17	0	0	0	0	0	0	0	0	0	0	18	65
5:00 AM	0	97	33	3	15	0	0	1	0	0	0	0	0	15	164
6:00 AM	0	176	53	4	17	2	0	7	0	0	0	0	0	30	289
7:00 AM	0	229	67	7	38	1	0	6	0	1	1	0	0	100	450
8:00 AM	2	346	110	5	39	0	0	11	2	1	3	0	0	83	602
9:00 AM	1	259	104	9	35	1	0	17	0	2	1	0	1	87	517
10:00 AM	1	244	90	8	33	0	0	21	0	1	1	0	0	69	468
11:00 AM	0	349	125	7	33	1	0	15	2	4	3	1	0	53	593
12:00 PM	2	297	114	7	37	0	0	11	1	0	2	0	1	66	538
1:00 PM	1	337	95	5	38	3	0	13	1	1	3	0	0	59	556
2:00 PM	3	396	109	6	36	2	1	11	1	4	2	0	1	60	632
3:00 PM	1	356	82	4	25	4	0	14	0	0	1	0	0	66	553
4:00 PM	0	320	72	2	24	2	0	12	0	1	2	0	0	72	507
5:00 PM	0	351	88	4	18	1	0	11	0	0	1	0	0	70	544
6:00 PM	1	455	85	5	21	1	0	10	0	3	1	0	2	62	646
7:00 PM	0	358	78	5	16	1	0	10	0	0	2	0	0	56	526
8:00 PM	0	356	58	6	9	2	0	7	0	1	0	1	1	37	478
9:00 PM	0	229	59	2	6	0	0	7	0	1	1	0	0	23	328
10:00 PM	0	226	47	1	5	0	0	3	0	1	0	0	0	32	315
11:00 PM	0	148	49	1	1	0	0	0	0	0	0	0	0	14	213
Day Total	12	5780	1578	92	452	21	1	190	7	21	24	2	6	1094	9280
Percent	0.1%	62.3%	17.0%	1.0%	4.9%	0.2%	0.0%	2.0%	0.1%	0.2%	0.3%	0.0%	0.1%	11.8%	
ADT 9280															
AM Peak	8:00 AM	11:00 AM	11:00 AM	9:00 AM	8:00 AM	6:00 AM		10:00 AM	8:00 AM	11:00 AM	8:00 AM	11:00 AM	9:00 AM	7:00 AM	8:00 AM
Volume	2	349	125	9	39	2		21	2	4	3	1	1	100	602
PM Peak	2:00 PM	6:00 PM	12:00 PM	12:00 PM	1:00 PM	3:00 PM	2:00 PM	3:00 PM	12:00 PM	2:00 PM	1:00 PM	8:00 PM	6:00 PM	4:00 PM	6:00 PM
Volume	3	455	114	7	38	4	1	14	1	4	3	1	2	72	646
<i>Comments:</i> N/A															

LOCATION: SR A1A (Seabreeze Blvd) btwn SE 23rd Ave and Harbor Dr													QC JOB #: 11348606		
SPECIFIC LOCATION: 10 ft from													DIRECTION: EB		
CITY/STATE: Fort Lauderdale, FL													DATE: Oct 08 2013 - Oct 14 2013		
Start Time	Motor-cycles	Cars & Trailer	2 Axle Long	Buses	2 Axle 6 Tire	3 Axle Single	4 Axle Single	<5 Axle Double	5 Axle Double	>6 Axle Double	<6 Axle Multi	6 Axle Multi	>6 Axle Multi	Not Classified	Total
Grand Total	170	42427	10954	606	2851	147	22	1302	29	166	197	7	75	7346	66299
Percent	0.3%	64.0%	16.5%	0.9%	4.3%	0.2%	0.0%	2.0%	0.0%	0.3%	0.3%	0.0%	0.1%	11.1%	
ADT 9471															
<i>Comments:</i> N/A															



LOCATION: SR A1A (Seabreeze Blvd) btwn SE 23rd Ave and Harbor Dr
SPECIFIC LOCATION: 10 ft from
CITY/STATE: Fort Lauderdale, FL

QC JOB #: 11348606
DIRECTION: WB
DATE: Oct 08 2013

Start Time	Motor-cycles	Cars & Trailer	2 Axle Long	Buses	2 Axle 6 Tire	3 Axle Single	4 Axle Single	<5 Axle Double	5 Axle Double	>6 Axle Double	<6 Axle Multi	6 Axle Multi	>6 Axle Multi	Not Classified	Total
12:00 AM	0	111	5	0	1	0	0	0	0	0	0	0	0	3	120
1:00 AM	0	53	4	0	0	0	0	0	0	0	0	0	0	2	59
2:00 AM	0	38	4	0	0	0	0	0	0	0	0	0	0	0	42
3:00 AM	0	28	2	0	2	0	0	0	0	0	0	0	0	1	33
4:00 AM	0	32	4	0	2	0	0	0	0	0	0	0	0	1	39
5:00 AM	0	108	15	1	3	0	0	0	0	0	0	0	0	1	128
6:00 AM	1	227	24	5	8	0	0	0	0	0	0	1	0	9	275
7:00 AM	0	490	54	4	8	2	0	2	2	0	4	1	0	15	582
8:00 AM	1	558	55	3	7	5	0	8	0	0	0	1	0	34	672
9:00 AM	0	471	69	7	13	6	1	2	0	3	2	0	1	18	593
10:00 AM	2	521	78	6	24	3	0	7	1	0	0	0	0	25	667
11:00 AM	3	550	86	2	16	7	1	10	0	0	1	0	0	17	693
12:00 PM	0	552	91	6	21	6	0	5	0	0	1	0	0	34	716
1:00 PM	1	546	68	6	22	5	0	6	1	0	0	1	0	33	689
2:00 PM	5	494	83	5	13	5	0	3	0	1	3	1	1	34	648
3:00 PM	12	572	68	6	18	8	2	5	0	0	1	0	0	45	737
4:00 PM	6	569	88	4	12	6	1	10	1	1	0	1	3	39	741
5:00 PM	5	555	57	4	16	8	0	9	0	0	1	0	0	52	707
6:00 PM	4	542	47	4	11	6	1	1	1	0	0	0	0	23	640
7:00 PM	4	525	45	6	9	4	0	4	1	0	0	0	0	26	624
8:00 PM	4	386	32	5	4	4	0	3	0	0	0	1	0	6	445
9:00 PM	1	323	17	5	4	2	1	2	0	0	0	0	0	13	368
10:00 PM	2	293	23	7	4	3	0	3	0	1	0	0	0	9	345
11:00 PM	0	232	11	0	1	2	0	0	0	0	0	0	0	7	253
Day Total	51	8776	1030	86	219	82	7	80	7	6	13	7	5	447	10816
Percent	0.5%	81.1%	9.5%	0.8%	2.0%	0.8%	0.1%	0.7%	0.1%	0.1%	0.1%	0.1%	0.0%	4.1%	

ADT 10816	
----------------------------	--

AM Peak	11:00 AM	8:00 AM	11:00 AM	9:00 AM	10:00 AM	11:00 AM	9:00 AM	11:00 AM	7:00 AM	9:00 AM	7:00 AM	6:00 AM	9:00 AM	8:00 AM	11:00 AM
Volume	3	558	86	7	24	7	1	10	2	3	4	1	1	34	693
PM Peak	3:00 PM	3:00 PM	12:00 PM	10:00 PM	1:00 PM	3:00 PM	3:00 PM	4:00 PM	1:00 PM	2:00 PM	2:00 PM	1:00 PM	4:00 PM	5:00 PM	4:00 PM
Volume	12	572	91	7	22	8	2	10	1	1	3	1	3	52	741

Comments: N/A

LOCATION: SR A1A (Seabreeze Blvd) btwn SE 23rd Ave and Harbor Dr
SPECIFIC LOCATION: 10 ft from
CITY/STATE: Fort Lauderdale, FL

QC JOB #: 11348606
DIRECTION: WB
DATE: Oct 09 2013

Start Time	Motor-cycles	Cars & Trailer	2 Axle Long	Buses	2 Axle 6 Tire	3 Axle Single	4 Axle Single	<5 Axle Double	5 Axle Double	>6 Axle Double	<6 Axle Multi	6 Axle Multi	>6 Axle Multi	Not Classified	Total
12:00 AM	0	103	10	0	0	0	0	0	0	0	0	0	0	5	118
1:00 AM	0	59	3	0	0	0	0	0	0	0	0	0	0	1	63
2:00 AM	0	48	5	0	2	0	0	0	0	0	0	0	0	2	57
3:00 AM	0	26	1	0	0	0	0	0	0	0	0	0	0	0	27
4:00 AM	0	36	3	0	3	0	0	0	0	0	0	0	0	0	42
5:00 AM	1	100	21	2	1	0	0	0	0	0	0	0	0	2	127
6:00 AM	3	201	26	5	7	1	0	0	0	0	0	0	0	9	252
7:00 AM	3	433	52	4	6	4	0	3	1	0	0	1	0	22	529
8:00 AM	3	494	39	4	4	6	1	2	1	0	3	0	1	34	592
9:00 AM	5	484	55	2	15	16	1	6	5	1	3	0	0	20	613
10:00 AM	5	480	64	7	20	4	0	6	0	0	2	1	0	31	620
11:00 AM	4	560	98	3	18	3	1	6	0	0	0	0	1	19	713
12:00 PM	3	510	95	3	11	2	2	6	0	1	0	0	0	29	662
1:00 PM	3	507	68	5	17	5	0	11	1	0	0	1	2	24	644
2:00 PM	5	557	75	4	24	5	1	11	0	1	0	0	0	22	705
3:00 PM	5	592	87	11	26	5	0	9	0	0	1	0	0	37	773
4:00 PM	4	575	55	6	17	8	1	13	0	1	1	0	0	35	716
5:00 PM	8	485	53	5	16	6	0	7	3	0	0	0	1	56	640
6:00 PM	6	571	39	5	7	5	0	9	2	1	1	0	0	34	680
7:00 PM	6	556	45	4	6	5	0	7	0	1	0	1	0	19	650
8:00 PM	2	379	26	2	4	2	0	1	0	0	0	0	0	16	432
9:00 PM	0	314	29	5	6	2	0	3	0	0	0	0	0	19	378
10:00 PM	1	279	26	1	2	1	0	1	0	0	0	0	0	7	318
11:00 PM	1	281	12	1	2	1	0	2	0	0	0	0	0	4	304
Day Total	68	8630	987	79	214	81	7	103	13	6	11	4	5	447	10655
Percent	0.6%	81.0%	9.3%	0.7%	2.0%	0.8%	0.1%	1.0%	0.1%	0.1%	0.1%	0.0%	0.0%	4.2%	
ADT 10655															
AM Peak Volume	9:00 AM	11:00 AM	11:00 AM	10:00 AM	10:00 AM	9:00 AM	8:00 AM	9:00 AM	9:00 AM	9:00 AM	8:00 AM	7:00 AM	8:00 AM	8:00 AM	11:00 AM
	5	560	98	7	20	16	1	6	5	1	3	1	1	34	713
PM Peak Volume	5:00 PM	3:00 PM	12:00 PM	3:00 PM	3:00 PM	4:00 PM	12:00 PM	4:00 PM	5:00 PM	12:00 PM	3:00 PM	1:00 PM	1:00 PM	5:00 PM	3:00 PM
	8	592	95	11	26	8	2	13	3	1	1	1	2	56	773

Comments: N/A

LOCATION: SR A1A (Seabreeze Blvd) btwn SE 23rd Ave and Harbor Dr SPECIFIC LOCATION: 10 ft from CITY/STATE: Fort Lauderdale, FL														QC JOB #: 11348606 DIRECTION: WB DATE: Oct 10 2013	
Start Time	Motor-cycles	Cars & Trailer	2 Axle Long	Buses	2 Axle 6 Tire	3 Axle Single	4 Axle Single	<5 Axle Double	5 Axle Double	>6 Axle Double	<6 Axle Multi	6 Axle Multi	>6 Axle Multi	Not Classified	Total
12:00 AM	2	134	12	0	2	1	0	1	0	0	0	0	0	5	157
1:00 AM	0	76	9	0	0	0	0	0	0	0	0	0	0	2	87
2:00 AM	0	47	6	0	1	0	0	0	0	0	0	0	0	0	54
3:00 AM	0	26	1	0	0	0	0	0	0	0	0	0	0	0	27
4:00 AM	0	54	9	0	3	0	0	0	0	0	0	0	0	0	66
5:00 AM	0	106	19	2	3	0	0	0	0	0	0	0	0	3	133
6:00 AM	1	249	25	4	3	1	0	0	0	0	0	0	0	4	287
7:00 AM	3	465	48	4	10	4	1	4	0	0	1	0	0	24	564
8:00 AM	1	515	51	7	5	9	1	4	0	0	0	0	0	25	618
9:00 AM	4	544	65	4	11	7	0	5	0	1	2	1	0	23	667
10:00 AM	3	523	80	3	24	3	0	6	1	1	0	0	0	18	662
11:00 AM	2	513	86	4	12	6	1	12	2	0	2	0	0	31	671
12:00 PM	7	598	95	5	25	9	0	11	2	1	1	0	0	42	796
1:00 PM	5	504	59	2	24	5	1	5	0	0	2	2	0	42	651
2:00 PM	4	556	71	3	17	5	0	7	1	0	1	0	0	25	690
3:00 PM	1	580	73	4	17	6	1	8	1	0	2	0	1	39	733
4:00 PM	10	538	71	3	8	10	0	6	3	0	1	1	1	54	706
5:00 PM	11	576	54	3	16	8	0	8	1	0	2	0	1	50	730
6:00 PM	4	571	46	0	10	6	1	5	1	0	0	0	0	28	672
7:00 PM	8	551	73	1	9	5	0	6	0	0	1	0	1	29	684
8:00 PM	1	441	43	6	4	1	0	2	0	0	0	0	0	14	512
9:00 PM	2	403	32	4	4	2	0	0	0	0	0	0	0	18	465
10:00 PM	2	379	21	1	5	0	0	1	0	0	0	0	0	11	420
11:00 PM	0	299	26	3	2	0	0	2	0	0	0	1	0	7	340
Day Total	71	9248	1075	63	215	88	6	93	12	3	15	5	4	494	11392
Percent	0.6%	81.2%	9.4%	0.6%	1.9%	0.8%	0.1%	0.8%	0.1%	0.0%	0.1%	0.0%	0.0%	4.3%	
ADT 11392															
AM Peak	9:00 AM	9:00 AM	11:00 AM	8:00 AM	10:00 AM	8:00 AM	7:00 AM	11:00 AM	11:00 AM	9:00 AM	9:00 AM	9:00 AM		11:00 AM	11:00 AM
Volume	4	544	86	7	24	9	1	12	2	1	2	1		31	671
PM Peak	5:00 PM	12:00 PM	12:00 PM	8:00 PM	12:00 PM	4:00 PM	1:00 PM	12:00 PM	4:00 PM	12:00 PM	1:00 PM	1:00 PM	3:00 PM	4:00 PM	12:00 PM
Volume	11	598	95	6	25	10	1	11	3	1	2	2	1	54	796
<i>Comments:</i> N/A															

LOCATION: SR A1A (Seabreeze Blvd) btwn SE 23rd Ave and Harbor Dr SPECIFIC LOCATION: 10 ft from CITY/STATE: Fort Lauderdale, FL														QC JOB #: 11348606 DIRECTION: WB DATE: Oct 11 2013	
Start Time	Motor-cycles	Cars & Trailer	2 Axle Long	Buses	2 Axle 6 Tire	3 Axle Single	4 Axle Single	<5 Axle Double	5 Axle Double	>6 Axle Double	<6 Axle Multi	6 Axle Multi	>6 Axle Multi	Not Classified	Total
12:00 AM	0	174	14	0	2	0	0	0	0	0	0	0	0	3	193
1:00 AM	0	95	5	0	3	0	0	1	0	0	0	0	0	2	106
2:00 AM	0	54	5	0	4	0	0	0	0	0	0	0	0	1	64
3:00 AM	0	32	5	0	2	0	0	0	0	0	0	0	0	0	39
4:00 AM	0	61	9	0	2	0	0	0	0	0	0	0	0	2	74
5:00 AM	0	119	15	1	0	0	0	1	0	0	0	0	0	3	139
6:00 AM	1	218	24	4	3	2	0	1	0	0	0	0	0	10	263
7:00 AM	3	457	51	4	7	4	0	6	2	0	0	0	2	24	560
8:00 AM	3	549	51	5	7	6	1	3	2	0	2	0	0	19	648
9:00 AM	4	493	73	2	17	3	1	9	2	1	1	1	1	36	644
10:00 AM	4	540	71	4	16	4	1	8	0	0	2	1	0	26	677
11:00 AM	6	511	68	2	19	7	0	6	0	0	1	0	1	37	658
12:00 PM	5	512	83	3	28	8	0	10	0	0	1	1	0	30	681
1:00 PM	3	471	60	3	10	8	0	4	2	3	2	1	1	47	615
2:00 PM	5	582	77	2	19	8	1	5	3	0	2	0	1	35	740
3:00 PM	3	605	73	8	8	14	1	11	1	0	2	0	0	40	766
4:00 PM	8	573	58	4	10	10	3	4	1	1	0	1	0	71	744
5:00 PM	10	448	52	3	9	11	0	2	1	0	1	3	1	80	621
6:00 PM	3	559	50	1	12	3	0	3	1	0	0	0	2	58	692
7:00 PM	8	590	47	4	8	5	0	4	0	0	2	0	0	34	702
8:00 PM	3	421	29	4	6	1	0	4	0	0	1	0	0	27	496
9:00 PM	2	435	30	4	3	5	1	1	0	0	0	0	0	18	499
10:00 PM	1	458	32	6	7	2	1	1	0	0	0	0	0	20	528
11:00 PM	0	467	30	2	3	7	0	4	0	0	0	0	0	18	531
Day Total	72	9424	1012	66	205	108	10	88	15	5	17	8	9	641	11680
Percent	0.6%	80.7%	8.7%	0.6%	1.8%	0.9%	0.1%	0.8%	0.1%	0.0%	0.1%	0.1%	0.1%	5.5%	
ADT 11680															
AM Peak Volume	11:00 AM	8:00 AM	9:00 AM	8:00 AM	11:00 AM	11:00 AM	8:00 AM	9:00 AM	7:00 AM	9:00 AM	8:00 AM	9:00 AM	7:00 AM	11:00 AM	10:00 AM
	6	549	73	5	19	7	1	9	2	1	2	1	2	37	677
PM Peak Volume	5:00 PM	3:00 PM	12:00 PM	3:00 PM	12:00 PM	3:00 PM	4:00 PM	3:00 PM	2:00 PM	1:00 PM	1:00 PM	5:00 PM	6:00 PM	5:00 PM	3:00 PM
	10	605	83	8	28	14	3	11	3	3	2	3	2	80	766
<i>Comments:</i> N/A															

LOCATION: SR A1A (Seabreeze Blvd) btwn SE 23rd Ave and Harbor Dr SPECIFIC LOCATION: 10 ft from CITY/STATE: Fort Lauderdale, FL														QC JOB #: 11348606 DIRECTION: WB DATE: Oct 12 2013	
Start Time	Motor-cycles	Cars & Trailer	2 Axle Long	Buses	2 Axle 6 Tire	3 Axle Single	4 Axle Single	<5 Axle Double	5 Axle Double	>6 Axle Double	<6 Axle Multi	6 Axle Multi	>6 Axle Multi	Not Classified	Total
12:00 AM	1	323	20	0	1	0	0	1	0	0	0	0	1	19	366
1:00 AM	0	206	14	3	0	1	0	0	0	0	1	0	0	7	232
2:00 AM	1	151	11	0	2	1	0	0	0	0	0	0	0	3	169
3:00 AM	0	95	4	0	2	0	0	0	0	0	0	0	0	3	104
4:00 AM	0	99	9	0	3	0	0	0	0	0	0	0	0	3	114
5:00 AM	0	109	15	0	4	0	0	2	0	0	0	0	0	2	132
6:00 AM	2	150	18	1	3	0	0	0	0	0	0	0	0	2	176
7:00 AM	0	272	40	2	7	2	0	2	0	0	0	0	0	25	350
8:00 AM	2	378	53	1	10	5	0	2	0	0	1	0	0	26	478
9:00 AM	2	504	51	6	5	5	0	2	0	0	1	0	0	40	616
10:00 AM	5	549	66	3	13	6	0	2	1	0	0	0	0	30	675
11:00 AM	0	574	53	4	12	7	1	9	2	1	1	1	1	44	710
12:00 PM	3	431	49	5	7	4	0	3	1	0	0	1	0	58	562
1:00 PM	6	561	50	3	8	3	0	5	1	0	0	1	0	47	685
2:00 PM	4	630	50	2	8	7	0	5	0	1	2	1	0	45	755
3:00 PM	5	552	45	3	10	8	0	3	0	0	1	0	1	63	691
4:00 PM	6	509	31	7	3	7	0	3	1	0	3	0	0	80	650
5:00 PM	11	610	30	5	9	8	2	8	0	1	1	0	0	70	755
6:00 PM	7	545	39	7	7	3	2	4	1	0	1	1	1	74	692
7:00 PM	5	657	51	5	7	4	0	2	2	0	0	1	1	53	788
8:00 PM	3	529	37	5	4	10	0	2	0	0	0	0	0	26	616
9:00 PM	5	491	29	1	2	2	0	1	0	0	0	0	0	20	551
10:00 PM	3	500	24	0	7	8	1	1	0	0	0	0	0	30	574
11:00 PM	2	626	33	2	8	5	0	0	2	0	1	0	1	29	709
Day Total	73	10051	822	65	142	96	6	57	11	3	13	6	6	799	12150
Percent	0.6%	82.7%	6.8%	0.5%	1.2%	0.8%	0.0%	0.5%	0.1%	0.0%	0.1%	0.0%	0.0%	6.6%	
ADT 12150															
AM Peak Volume	10:00 AM	11:00 AM	10:00 AM	9:00 AM	10:00 AM	11:00 AM	11:00 AM	11:00 AM	11:00 AM	11:00 AM	1:00 AM	11:00 AM	12:00 AM	11:00 AM	11:00 AM
	5	574	66	6	13	7	1	9	2	1	1	1	1	44	710
PM Peak Volume	5:00 PM	7:00 PM	7:00 PM	4:00 PM	3:00 PM	8:00 PM	5:00 PM	5:00 PM	7:00 PM	2:00 PM	4:00 PM	12:00 PM	3:00 PM	4:00 PM	7:00 PM
	11	657	51	7	10	10	2	8	2	1	3	1	1	80	788
<i>Comments:</i> N/A															

LOCATION: SR A1A (Seabreeze Blvd) btwn SE 23rd Ave and Harbor Dr SPECIFIC LOCATION: 10 ft from CITY/STATE: Fort Lauderdale, FL														QC JOB #: 11348606 DIRECTION: WB DATE: Oct 13 2013	
Start Time	Motor-cycles	Cars & Trailer	2 Axle Long	Buses	2 Axle 6 Tire	3 Axle Single	4 Axle Single	<5 Axle Double	5 Axle Double	>6 Axle Double	<6 Axle Multi	6 Axle Multi	>6 Axle Multi	Not Classified	Total
12:00 AM	0	411	18	0	4	2	0	1	0	0	1	0	1	17	455
1:00 AM	2	272	14	1	5	1	0	1	2	0	0	0	0	14	312
2:00 AM	0	220	13	0	8	0	0	0	0	0	0	0	0	2	243
3:00 AM	0	128	6	0	0	0	0	0	0	0	0	0	0	4	138
4:00 AM	1	100	11	0	1	0	0	1	0	0	0	0	0	1	115
5:00 AM	0	134	11	0	4	0	0	0	0	0	0	0	0	4	153
6:00 AM	0	186	25	0	2	1	0	1	0	0	0	0	0	6	221
7:00 AM	4	242	33	0	4	0	1	1	0	0	0	0	0	11	296
8:00 AM	0	341	31	3	5	2	0	1	0	0	0	0	1	14	398
9:00 AM	1	402	47	3	12	4	0	2	3	0	0	0	0	26	500
10:00 AM	6	591	52	1	10	3	0	10	1	0	0	0	1	30	705
11:00 AM	6	670	58	3	12	6	0	6	0	1	0	0	0	43	805
12:00 PM	6	568	57	6	5	6	1	4	0	1	1	0	1	68	724
1:00 PM	4	615	46	3	9	6	1	4	1	0	0	1	0	46	736
2:00 PM	7	618	39	3	5	2	0	6	0	1	0	0	1	32	714
3:00 PM	6	575	35	4	8	5	0	5	2	0	2	1	0	52	695
4:00 PM	8	608	38	3	5	4	2	3	1	1	0	0	0	50	723
5:00 PM	3	613	43	2	4	2	0	7	0	0	0	0	0	58	732
6:00 PM	5	607	28	1	8	6	0	3	0	0	0	0	0	51	709
7:00 PM	8	586	26	1	5	8	0	3	0	0	2	0	1	58	698
8:00 PM	2	495	28	1	3	2	0	0	0	0	0	0	0	14	545
9:00 PM	1	357	29	5	4	0	0	1	2	0	0	0	0	13	412
10:00 PM	1	344	15	1	5	2	0	0	0	0	0	0	0	16	384
11:00 PM	1	301	27	1	2	0	0	0	0	0	1	0	0	7	340
Day Total	72	9984	730	42	130	62	5	60	12	4	7	2	6	637	11753
Percent	0.6%	84.9%	6.2%	0.4%	1.1%	0.5%	0.0%	0.5%	0.1%	0.0%	0.1%	0.0%	0.1%	5.4%	
ADT 11753															
AM Peak Volume	10:00 AM	11:00 AM	11:00 AM	8:00 AM	9:00 AM	11:00 AM	7:00 AM	10:00 AM	9:00 AM	11:00 AM	12:00 AM		12:00 AM	11:00 AM	11:00 AM
	6	670	58	3	12	6	1	10	3	1	1		1	43	805
PM Peak Volume	4:00 PM	2:00 PM	12:00 PM	12:00 PM	1:00 PM	7:00 PM	4:00 PM	5:00 PM	3:00 PM	12:00 PM	3:00 PM	1:00 PM	12:00 PM	12:00 PM	1:00 PM
	8	618	57	6	9	8	2	7	2	1	2	1	1	68	736
<i>Comments:</i> N/A															

LOCATION: SR A1A (Seabreeze Blvd) btwn SE 23rd Ave and Harbor Dr SPECIFIC LOCATION: 10 ft from CITY/STATE: Fort Lauderdale, FL														QC JOB #: 11348606 DIRECTION: WB DATE: Oct 14 2013	
Start Time	Motor-cycles	Cars & Trailer	2 Axle Long	Buses	2 Axle 6 Tire	3 Axle Single	4 Axle Single	<5 Axle Double	5 Axle Double	>6 Axle Double	<6 Axle Multi	6 Axle Multi	>6 Axle Multi	Not Classified	Total
12:00 AM	2	171	17	0	0	0	0	1	0	0	0	0	0	7	198
1:00 AM	0	96	6	1	1	0	0	0	0	0	0	0	0	3	107
2:00 AM	1	63	5	0	0	0	0	0	0	0	0	0	0	1	70
3:00 AM	0	32	2	1	2	0	0	0	0	0	0	0	0	1	38
4:00 AM	0	64	13	0	2	0	0	0	0	0	0	0	0	0	79
5:00 AM	0	125	26	2	2	0	0	2	0	0	0	0	0	2	159
6:00 AM	2	233	34	3	5	1	0	1	0	0	0	0	0	10	289
7:00 AM	1	440	61	2	9	8	0	6	1	1	1	1	0	14	545
8:00 AM	0	544	50	6	10	2	1	6	4	0	0	0	0	22	645
9:00 AM	0	522	76	4	18	5	1	14	0	0	0	0	0	27	667
10:00 AM	3	487	79	2	27	11	1	9	2	0	0	0	0	29	650
11:00 AM	4	539	83	1	18	6	1	6	0	1	3	0	0	31	693
12:00 PM	5	470	89	6	24	6	0	7	1	1	1	0	3	41	654
1:00 PM	3	525	71	6	23	7	0	6	0	2	1	1	0	33	678
2:00 PM	3	507	78	7	21	7	0	7	2	1	0	1	0	41	675
3:00 PM	1	606	77	5	19	6	0	6	0	0	3	1	0	47	771
4:00 PM	5	563	70	6	16	10	1	10	2	0	2	1	2	62	750
5:00 PM	1	548	52	2	8	5	0	5	0	0	0	0	0	68	689
6:00 PM	5	555	55	2	10	4	1	3	0	1	0	1	1	59	697
7:00 PM	2	491	31	2	6	2	0	2	1	0	1	0	0	33	571
8:00 PM	2	396	30	3	8	1	0	2	0	0	0	1	0	24	467
9:00 PM	0	304	19	5	3	2	0	1	0	0	0	0	0	15	349
10:00 PM	0	266	13	0	2	1	0	1	1	0	0	0	0	20	304
11:00 PM	0	267	14	1	2	2	0	0	0	0	0	0	0	13	299
Day Total	40	8814	1051	67	236	86	6	95	14	7	12	7	6	603	11044
Percent	0.4%	79.8%	9.5%	0.6%	2.1%	0.8%	0.1%	0.9%	0.1%	0.1%	0.1%	0.1%	0.1%	5.5%	
ADT 11044															
AM Peak	11:00 AM	8:00 AM	11:00 AM	8:00 AM	10:00 AM	10:00 AM	8:00 AM	9:00 AM	8:00 AM	7:00 AM	11:00 AM	7:00 AM		11:00 AM	11:00 AM
Volume	4	544	83	6	27	11	1	14	4	1	3	1		31	693
PM Peak	12:00 PM	3:00 PM	12:00 PM	2:00 PM	12:00 PM	4:00 PM	4:00 PM	4:00 PM	2:00 PM	1:00 PM	3:00 PM	1:00 PM	12:00 PM	5:00 PM	3:00 PM
Volume	5	606	89	7	24	10	1	10	2	2	3	1	3	68	771
<i>Comments:</i> N/A															

LOCATION: SR A1A (Seabreeze Blvd) btwn SE 23rd Ave and Harbor Dr													QC JOB #: 11348606		
SPECIFIC LOCATION: 10 ft from													DIRECTION: WB		
CITY/STATE: Fort Lauderdale, FL													DATE: Oct 08 2013 - Oct 14 2013		
Start Time	Motor-cycles	Cars & Trailer	2 Axle Long	Buses	2 Axle 6 Tire	3 Axle Single	4 Axle Single	<5 Axle Double	5 Axle Double	>6 Axle Double	<6 Axle Multi	6 Axle Multi	>6 Axle Multi	Not Classified	Total
Grand Total	447	64927	6707	468	1361	603	47	576	84	34	88	39	41	4068	79490
Percent	0.6%	81.7%	8.4%	0.6%	1.7%	0.8%	0.1%	0.7%	0.1%	0.0%	0.1%	0.0%	0.1%	5.1%	
ADT 11355															
<i>Comments:</i> N/A															



LOCATION: Federal Hwy north of SE 17th St SPECIFIC LOCATION: 10 ft from CITY/STATE: Fort Lauderdale, FL														QC JOB #: 11348607 DIRECTION: NB DATE: Oct 08 2013	
Start Time	Motor-cycles	Cars & Trailer	2 Axle Long	Buses	2 Axle 6 Tire	3 Axle Single	4 Axle Single	<5 Axle Double	5 Axle Double	>6 Axle Double	<6 Axle Multi	6 Axle Multi	>6 Axle Multi	Not Classified	Total
12:00 AM	0	179	13	1	1	0	0	1	0	0	0	0	0	4	199
1:00 AM	0	85	16	0	2	1	0	0	0	0	0	0	0	1	105
2:00 AM	0	73	2	0	0	0	0	1	1	0	0	0	0	1	78
3:00 AM	0	43	9	0	1	0	0	0	0	0	0	0	0	0	53
4:00 AM	0	83	5	1	4	1	0	2	0	0	0	0	0	0	96
5:00 AM	2	136	19	0	5	1	0	8	0	0	0	0	0	8	179
6:00 AM	1	355	47	5	10	1	0	3	1	0	0	0	0	20	443
7:00 AM	3	770	98	7	21	4	0	6	1	3	5	0	2	57	977
8:00 AM	2	745	80	7	8	4	1	13	2	0	2	0	1	79	944
9:00 AM	1	662	104	3	19	4	0	10	3	0	2	0	1	71	880
10:00 AM	5	659	116	4	20	7	2	14	0	3	1	0	1	70	902
11:00 AM	6	701	110	8	24	5	1	5	1	0	1	0	5	62	929
12:00 PM	3	756	136	5	24	1	0	9	1	0	4	0	0	72	1011
1:00 PM	4	908	141	4	32	4	0	14	0	0	3	1	1	63	1175
2:00 PM	2	748	117	5	31	2	0	13	1	4	1	0	2	72	998
3:00 PM	7	746	110	4	15	1	2	7	1	0	2	0	2	74	971
4:00 PM	2	769	112	5	14	6	0	10	2	0	3	0	0	70	993
5:00 PM	4	835	112	4	9	2	0	10	1	0	2	0	2	87	1068
6:00 PM	8	787	59	3	10	2	0	5	3	1	2	0	1	85	966
7:00 PM	6	658	62	0	9	0	0	4	0	0	0	0	2	56	797
8:00 PM	4	620	51	2	6	1	0	6	2	0	0	0	3	39	734
9:00 PM	1	541	53	1	6	1	0	7	0	0	2	0	0	27	639
10:00 PM	1	188	29	0	3	0	0	2	0	0	0	0	1	14	238
11:00 PM	0	290	54	1	9	0	0	3	1	0	1	0	0	20	379
Day Total	62	12337	1655	70	283	48	6	153	21	11	31	1	24	1052	15754
Percent	0.4%	78.3%	10.5%	0.4%	1.8%	0.3%	0.0%	1.0%	0.1%	0.1%	0.2%	0.0%	0.2%	6.7%	
ADT 15754															
AM Peak	11:00 AM	7:00 AM	10:00 AM	11:00 AM	11:00 AM	10:00 AM	10:00 AM	10:00 AM	9:00 AM	7:00 AM	7:00 AM		11:00 AM	8:00 AM	7:00 AM
Volume	6	770	116	8	24	7	2	14	3	3	5		5	79	977
PM Peak	6:00 PM	1:00 PM	1:00 PM	12:00 PM	1:00 PM	4:00 PM	3:00 PM	1:00 PM	6:00 PM	2:00 PM	12:00 PM	1:00 PM	8:00 PM	5:00 PM	1:00 PM
Volume	8	908	141	5	32	6	2	14	3	4	4	1	3	87	1175
<i>Comments:</i> N/A															

LOCATION: Federal Hwy north of SE 17th St SPECIFIC LOCATION: 10 ft from CITY/STATE: Fort Lauderdale, FL														QC JOB #: 11348607 DIRECTION: NB DATE: Oct 09 2013	
Start Time	Motor-cycles	Cars & Trailer	2 Axle Long	Buses	2 Axle 6 Tire	3 Axle Single	4 Axle Single	<5 Axle Double	5 Axle Double	>6 Axle Double	<6 Axle Multi	6 Axle Multi	>6 Axle Multi	Not Classified	Total
12:00 AM	1	162	24	0	1	0	0	1	0	0	0	0	0	13	202
1:00 AM	0	88	15	0	1	0	0	0	0	0	0	0	0	5	109
2:00 AM	1	58	5	0	1	0	0	0	0	0	0	0	0	4	69
3:00 AM	0	56	6	0	1	0	0	2	0	0	0	0	0	2	67
4:00 AM	0	68	8	1	3	0	0	1	0	0	1	0	0	1	83
5:00 AM	0	156	19	2	4	0	0	7	0	0	0	0	0	8	196
6:00 AM	0	338	62	5	23	1	0	3	0	0	1	0	0	26	459
7:00 AM	0	632	99	7	14	2	0	14	2	0	4	0	1	76	851
8:00 AM	1	713	105	6	16	1	0	21	1	0	8	0	5	94	971
9:00 AM	2	743	116	12	32	6	0	14	0	0	3	0	3	89	1020
10:00 AM	2	584	109	7	36	2	0	14	1	1	6	0	1	63	826
11:00 AM	0	680	138	8	27	0	0	12	1	2	4	0	0	73	945
12:00 PM	0	680	132	9	28	0	0	9	1	4	3	0	1	96	963
1:00 PM	1	783	137	8	20	3	0	20	1	4	2	0	1	78	1058
2:00 PM	0	784	151	2	30	1	0	14	0	1	4	1	1	83	1072
3:00 PM	0	646	131	5	22	1	0	13	3	0	6	0	1	82	910
4:00 PM	1	594	109	4	13	3	0	11	0	2	6	0	1	86	830
5:00 PM	1	524	76	5	9	1	0	9	2	1	2	0	1	117	748
6:00 PM	0	670	102	5	11	0	0	9	1	1	5	0	2	82	888
7:00 PM	0	720	80	4	10	2	0	8	0	1	5	0	2	65	897
8:00 PM	1	608	82	1	10	0	0	5	0	0	2	0	2	58	769
9:00 PM	0	544	64	2	7	0	0	2	0	0	1	0	0	44	664
10:00 PM	0	437	61	2	4	0	0	2	0	0	0	0	0	34	540
11:00 PM	0	320	42	1	9	0	0	5	1	0	1	0	0	22	401
Day Total	11	11588	1873	96	332	23	0	196	14	17	64	1	22	1301	15538
Percent	0.1%	74.6%	12.1%	0.6%	2.1%	0.1%	0.0%	1.3%	0.1%	0.1%	0.4%	0.0%	0.1%	8.4%	
ADT 15538															
AM Peak	9:00 AM	9:00 AM	11:00 AM	9:00 AM	10:00 AM	9:00 AM		8:00 AM	7:00 AM	11:00 AM	8:00 AM		8:00 AM	8:00 AM	9:00 AM
Volume	2	743	138	12	36	6		21	2	2	8		5	94	1020
PM Peak	1:00 PM	2:00 PM	2:00 PM	12:00 PM	2:00 PM	1:00 PM		1:00 PM	3:00 PM	12:00 PM	3:00 PM	2:00 PM	6:00 PM	5:00 PM	2:00 PM
Volume	1	784	151	9	30	3		20	3	4	6	1	2	117	1072
<i>Comments:</i> N/A															

LOCATION: Federal Hwy north of SE 17th St SPECIFIC LOCATION: 10 ft from CITY/STATE: Fort Lauderdale, FL														QC JOB #: 11348607 DIRECTION: NB DATE: Oct 10 2013	
Start Time	Motor-cycles	Cars & Trailer	2 Axle Long	Buses	2 Axle 6 Tire	3 Axle Single	4 Axle Single	<5 Axle Double	5 Axle Double	>6 Axle Double	<6 Axle Multi	6 Axle Multi	>6 Axle Multi	Not Classified	Total
12:00 AM	1	194	24	0	1	0	0	0	0	0	0	0	0	10	230
1:00 AM	0	91	15	0	1	0	0	1	0	0	0	0	0	4	112
2:00 AM	0	72	9	0	1	0	0	1	0	0	0	0	0	2	85
3:00 AM	0	43	6	0	0	0	0	1	0	0	0	0	0	1	51
4:00 AM	0	62	6	0	3	1	0	4	0	0	0	0	0	3	79
5:00 AM	0	157	30	0	4	0	0	4	0	0	0	0	0	8	203
6:00 AM	0	361	59	4	10	0	0	5	0	1	0	0	0	39	479
7:00 AM	0	770	105	3	19	3	0	11	0	2	5	0	0	93	1011
8:00 AM	2	879	120	10	14	1	0	11	5	4	12	0	3	99	1160
9:00 AM	1	763	129	7	27	3	0	19	1	4	12	0	1	77	1044
10:00 AM	4	725	135	6	42	1	0	22	2	1	4	0	1	66	1009
11:00 AM	1	762	149	3	23	5	0	20	1	2	6	0	1	93	1066
12:00 PM	1	872	148	2	48	0	0	17	1	3	3	1	4	115	1215
1:00 PM	2	844	183	6	22	3	0	25	0	2	7	0	4	97	1195
2:00 PM	4	511	227	4	66	1	0	28	0	2	4	0	1	88	936
3:00 PM	1	622	233	6	57	2	0	19	0	1	2	0	4	98	1045
4:00 PM	1	476	215	6	46	0	0	21	1	1	6	0	1	83	857
5:00 PM	0	391	133	8	24	0	0	9	0	1	3	0	0	127	696
6:00 PM	1	567	180	5	31	1	0	18	0	2	6	0	2	94	907
7:00 PM	3	595	222	3	40	2	0	24	0	7	3	0	2	67	968
8:00 PM	0	516	165	1	23	0	0	7	0	3	1	0	0	57	773
9:00 PM	1	464	144	3	16	1	0	10	0	0	0	0	0	38	677
10:00 PM	1	479	212	4	33	0	0	6	0	3	0	0	0	47	785
11:00 PM	0	451	200	4	27	0	0	4	0	0	0	0	1	46	733
Day Total	24	11667	3049	85	578	24	0	287	11	39	74	1	25	1452	17316
Percent	0.1%	67.4%	17.6%	0.5%	3.3%	0.1%	0.0%	1.7%	0.1%	0.2%	0.4%	0.0%	0.1%	8.4%	
ADT 17316															
AM Peak	10:00 AM	8:00 AM	11:00 AM	8:00 AM	10:00 AM	11:00 AM		10:00 AM	8:00 AM	8:00 AM	8:00 AM		8:00 AM	8:00 AM	8:00 AM
Volume	4	879	149	10	42	5		22	5	4	12		3	99	1160
PM Peak	2:00 PM	12:00 PM	3:00 PM	5:00 PM	2:00 PM	1:00 PM		2:00 PM	12:00 PM	7:00 PM	1:00 PM	12:00 PM	12:00 PM	5:00 PM	12:00 PM
Volume	4	872	233	8	66	3		28	1	7	7	1	4	127	1215
<i>Comments:</i> N/A															

LOCATION: Federal Hwy north of SE 17th St SPECIFIC LOCATION: 10 ft from CITY/STATE: Fort Lauderdale, FL														QC JOB #: 11348607 DIRECTION: NB DATE: Oct 11 2013	
Start Time	Motor-cycles	Cars & Trailer	2 Axle Long	Buses	2 Axle 6 Tire	3 Axle Single	4 Axle Single	<5 Axle Double	5 Axle Double	>6 Axle Double	<6 Axle Multi	6 Axle Multi	>6 Axle Multi	Not Classified	Total
12:00 AM	0	249	124	0	9	0	0	6	0	1	0	0	0	19	408
1:00 AM	0	126	51	1	12	0	0	1	0	0	0	0	0	10	201
2:00 AM	0	73	23	0	4	0	0	0	0	0	0	0	0	11	111
3:00 AM	0	65	16	0	3	0	0	0	0	0	0	0	0	3	87
4:00 AM	0	81	14	1	2	0	0	1	0	0	0	0	0	7	106
5:00 AM	0	140	21	0	6	0	0	3	0	0	0	0	0	4	174
6:00 AM	0	336	53	3	14	0	0	4	1	0	3	0	0	29	443
7:00 AM	1	632	104	7	18	2	0	11	0	0	3	0	3	85	866
8:00 AM	0	692	110	10	22	2	0	16	0	3	2	1	2	106	966
9:00 AM	0	685	120	8	31	3	0	17	0	2	3	0	1	92	962
10:00 AM	0	623	137	1	26	2	0	12	0	2	5	0	0	77	885
11:00 AM	1	703	146	9	35	1	0	12	1	2	6	0	2	75	993
12:00 PM	0	679	138	5	36	1	0	13	1	4	3	0	1	98	979
1:00 PM	0	790	119	7	19	2	0	17	1	1	2	0	2	95	1055
2:00 PM	0	765	145	5	26	1	0	8	0	1	3	2	1	104	1061
3:00 PM	1	691	135	5	27	1	0	9	0	3	2	0	2	96	972
4:00 PM	2	713	129	5	22	2	0	15	0	0	2	0	3	95	988
5:00 PM	1	478	86	5	9	0	0	6	2	1	2	0	0	114	704
6:00 PM	1	693	90	3	14	2	0	8	0	1	6	0	3	95	916
7:00 PM	0	791	88	8	11	0	0	5	1	0	1	1	4	70	980
8:00 PM	1	702	87	6	15	1	0	12	0	2	2	0	0	66	894
9:00 PM	0	607	93	5	8	0	0	3	1	0	0	0	1	51	769
10:00 PM	0	535	73	2	9	0	0	5	0	1	0	0	1	54	680
11:00 PM	2	544	61	1	6	0	0	3	0	1	1	1	0	49	669
Day Total	10	12393	2163	97	384	20	0	187	8	25	46	5	26	1505	16869
Percent	0.1%	73.5%	12.8%	0.6%	2.3%	0.1%	0.0%	1.1%	0.0%	0.1%	0.3%	0.0%	0.2%	8.9%	
ADT 16869															
AM Peak	7:00 AM	11:00 AM	11:00 AM	8:00 AM	11:00 AM	9:00 AM		9:00 AM	6:00 AM	8:00 AM	11:00 AM	8:00 AM	7:00 AM	8:00 AM	11:00 AM
Volume	1	703	146	10	35	3		17	1	3	6	1	3	106	993
PM Peak	4:00 PM	7:00 PM	2:00 PM	7:00 PM	12:00 PM	1:00 PM		1:00 PM	5:00 PM	12:00 PM	6:00 PM	2:00 PM	7:00 PM	5:00 PM	2:00 PM
Volume	2	791	145	8	36	2		17	2	4	6	2	4	114	1061
<i>Comments:</i> N/A															

LOCATION: Federal Hwy north of SE 17th St SPECIFIC LOCATION: 10 ft from CITY/STATE: Fort Lauderdale, FL														QC JOB #: 11348607 DIRECTION: NB DATE: Oct 12 2013	
Start Time	Motor-cycles	Cars & Trailer	2 Axle Long	Buses	2 Axle 6 Tire	3 Axle Single	4 Axle Single	<5 Axle Double	5 Axle Double	>6 Axle Double	<6 Axle Multi	6 Axle Multi	>6 Axle Multi	Not Classified	Total
12:00 AM	1	354	45	1	3	0	0	4	0	1	0	0	0	38	447
1:00 AM	1	247	30	0	1	0	0	2	0	0	0	0	1	11	293
2:00 AM	0	155	19	0	1	0	0	1	0	0	0	0	0	9	185
3:00 AM	0	158	17	1	3	0	0	3	0	0	0	0	0	7	189
4:00 AM	0	196	22	2	5	0	0	1	0	0	0	0	0	12	238
5:00 AM	0	161	30	0	5	1	0	4	0	0	0	0	0	10	211
6:00 AM	1	158	29	0	11	1	0	4	0	0	0	0	0	25	229
7:00 AM	1	313	68	1	13	1	0	4	0	2	3	0	1	26	433
8:00 AM	0	503	77	6	13	1	0	13	0	0	3	0	0	54	670
9:00 AM	2	594	83	4	16	1	0	7	0	2	1	0	0	49	759
10:00 AM	1	664	108	4	16	0	0	9	0	3	0	0	0	61	866
11:00 AM	3	665	115	4	18	0	0	14	0	0	5	0	1	82	907
12:00 PM	0	727	118	4	16	0	0	12	1	0	1	0	1	88	968
1:00 PM	0	754	105	6	28	1	0	11	2	0	2	0	1	81	991
2:00 PM	1	716	117	5	16	2	0	17	0	2	0	0	2	100	978
3:00 PM	1	738	101	2	16	0	0	6	0	0	6	0	4	75	949
4:00 PM	0	752	108	6	13	2	0	7	1	0	3	0	0	72	964
5:00 PM	0	705	111	4	9	1	0	7	1	2	2	0	2	82	926
6:00 PM	2	766	101	4	5	1	0	11	1	1	1	0	0	80	973
7:00 PM	0	806	93	3	12	0	0	6	1	0	4	0	2	78	1005
8:00 PM	0	670	92	3	5	0	0	5	0	1	1	0	1	41	819
9:00 PM	1	566	78	1	11	0	0	7	0	0	5	1	1	45	716
10:00 PM	0	558	59	2	7	0	0	7	0	0	1	0	1	42	677
11:00 PM	0	570	72	2	6	1	0	7	1	0	1	0	0	48	708
Day Total	15	12496	1798	65	249	13	0	169	8	14	39	1	18	1216	16101
Percent	0.1%	77.6%	11.2%	0.4%	1.5%	0.1%	0.0%	1.0%	0.0%	0.1%	0.2%	0.0%	0.1%	7.6%	
ADT 16101															
AM Peak	11:00 AM	11:00 AM	11:00 AM	8:00 AM	11:00 AM	5:00 AM		11:00 AM		10:00 AM	11:00 AM		1:00 AM	11:00 AM	11:00 AM
Volume	3	665	115	6	18	1		14		3	5		1	82	907
PM Peak	6:00 PM	7:00 PM	12:00 PM	1:00 PM	1:00 PM	2:00 PM		2:00 PM	1:00 PM	2:00 PM	3:00 PM	9:00 PM	3:00 PM	2:00 PM	7:00 PM
Volume	2	806	118	6	28	2		17	2	2	6	1	4	100	1005
<i>Comments:</i> N/A															

LOCATION: Federal Hwy north of SE 17th St SPECIFIC LOCATION: 10 ft from CITY/STATE: Fort Lauderdale, FL														QC JOB #: 11348607 DIRECTION: NB DATE: Oct 13 2013	
Start Time	Motor-cycles	Cars & Trailer	2 Axle Long	Buses	2 Axle 6 Tire	3 Axle Single	4 Axle Single	<5 Axle Double	5 Axle Double	>6 Axle Double	<6 Axle Multi	6 Axle Multi	>6 Axle Multi	Not Classified	Total
12:00 AM	1	506	47	3	5	0	0	3	1	1	0	0	0	44	611
1:00 AM	0	252	19	0	4	0	0	1	0	0	0	0	0	15	291
2:00 AM	1	178	19	0	4	0	0	1	0	0	1	0	0	10	214
3:00 AM	0	123	14	0	5	0	0	0	0	0	0	0	0	7	149
4:00 AM	1	133	12	1	2	0	0	3	0	0	0	0	0	7	159
5:00 AM	0	110	26	0	3	0	0	2	0	0	0	0	0	7	148
6:00 AM	1	211	31	0	4	0	0	3	0	0	0	0	0	12	262
7:00 AM	0	240	36	3	8	0	0	6	0	0	0	0	0	8	301
8:00 AM	0	326	77	0	10	0	0	10	0	0	0	0	0	36	459
9:00 AM	1	492	74	0	12	0	0	5	0	0	2	0	1	41	628
10:00 AM	1	621	76	2	13	0	0	7	0	1	2	0	5	60	788
11:00 AM	0	680	80	4	5	0	0	7	1	0	1	0	0	63	841
12:00 PM	2	715	90	6	14	1	0	8	0	0	1	0	0	88	925
1:00 PM	1	731	95	0	13	0	0	9	0	1	4	0	4	57	915
2:00 PM	2	636	89	1	10	0	0	5	0	1	5	0	2	59	810
3:00 PM	1	700	87	2	3	3	0	8	0	1	4	0	2	71	882
4:00 PM	1	665	79	5	12	1	0	8	1	2	4	0	2	73	853
5:00 PM	2	717	104	4	14	0	0	8	0	3	1	1	3	62	919
6:00 PM	0	738	84	2	8	1	0	11	1	1	1	0	1	60	908
7:00 PM	0	642	88	2	6	1	0	10	0	1	2	0	1	53	806
8:00 PM	2	573	73	1	5	1	0	7	0	2	4	0	0	43	711
9:00 PM	0	470	61	2	5	0	0	4	0	0	2	0	1	39	584
10:00 PM	0	431	45	0	8	0	0	3	0	0	1	0	0	29	517
11:00 PM	1	378	31	0	4	0	0	1	1	0	0	0	0	23	439
Day Total	18	11268	1437	38	177	8	0	130	5	14	35	1	22	967	14120
Percent	0.1%	79.8%	10.2%	0.3%	1.3%	0.1%	0.0%	0.9%	0.0%	0.1%	0.2%	0.0%	0.2%	6.8%	
ADT 14120															
AM Peak	12:00 AM	11:00 AM	11:00 AM	11:00 AM	10:00 AM			8:00 AM	12:00 AM	12:00 AM	9:00 AM		10:00 AM	11:00 AM	11:00 AM
Volume	1	680	80	4	13			10	1	1	2		5	63	841
PM Peak	12:00 PM	6:00 PM	5:00 PM	12:00 PM	12:00 PM	3:00 PM		6:00 PM	4:00 PM	5:00 PM	2:00 PM	5:00 PM	1:00 PM	12:00 PM	12:00 PM
Volume	2	738	104	6	14	3		11	1	3	5	1	4	88	925
<i>Comments:</i> N/A															

LOCATION: Federal Hwy north of SE 17th St SPECIFIC LOCATION: 10 ft from CITY/STATE: Fort Lauderdale, FL														QC JOB #: 11348607 DIRECTION: NB DATE: Oct 14 2013	
Start Time	Motor-cycles	Cars & Trailer	2 Axle Long	Buses	2 Axle 6 Tire	3 Axle Single	4 Axle Single	<5 Axle Double	5 Axle Double	>6 Axle Double	<6 Axle Multi	6 Axle Multi	>6 Axle Multi	Not Classified	Total
12:00 AM	0	238	22	0	0	0	0	3	0	0	0	0	0	10	273
1:00 AM	0	108	12	0	1	0	0	1	0	0	0	0	0	4	126
2:00 AM	0	77	10	0	3	0	0	1	0	0	0	0	0	2	93
3:00 AM	0	42	7	1	1	0	0	0	0	0	0	0	0	2	53
4:00 AM	0	89	20	2	2	1	0	6	0	0	0	0	0	3	123
5:00 AM	0	147	18	0	5	0	0	4	0	1	1	0	0	8	184
6:00 AM	1	348	47	2	13	0	0	9	0	0	0	0	0	34	454
7:00 AM	0	651	78	3	13	1	0	9	0	2	0	0	1	61	819
8:00 AM	0	672	80	6	17	2	1	20	0	0	7	0	5	90	900
9:00 AM	1	565	104	2	32	3	0	17	0	2	2	0	2	84	814
10:00 AM	0	569	142	4	27	0	0	14	2	3	3	0	1	76	841
11:00 AM	2	599	127	7	19	2	0	11	0	3	2	0	0	59	831
12:00 PM	1	751	144	7	19	0	0	15	2	1	3	0	1	85	1029
1:00 PM	1	760	144	5	23	1	0	15	1	1	2	0	1	77	1031
2:00 PM	1	703	128	7	20	0	0	11	0	1	5	0	2	85	963
3:00 PM	1	674	128	6	21	1	0	11	0	1	5	0	1	85	934
4:00 PM	3	715	129	4	18	2	0	32	0	3	3	0	4	92	1005
5:00 PM	1	586	89	4	7	4	0	8	1	1	2	0	3	104	810
6:00 PM	3	685	91	2	15	4	0	6	1	1	4	0	2	76	890
7:00 PM	0	705	91	2	10	0	0	4	1	2	1	0	2	55	873
8:00 PM	1	558	73	1	5	0	0	6	0	0	2	0	1	38	685
9:00 PM	0	487	56	2	6	1	0	4	0	0	0	0	1	35	592
10:00 PM	0	426	50	2	10	0	0	2	0	0	0	0	0	40	530
11:00 PM	2	324	49	1	7	0	0	3	0	0	1	0	0	21	408
Day Total	18	11479	1839	70	294	22	1	212	8	22	43	0	27	1226	15261
Percent	0.1%	75.2%	12.1%	0.5%	1.9%	0.1%	0.0%	1.4%	0.1%	0.1%	0.3%	0.0%	0.2%	8.0%	
ADT 15261															
AM Peak	11:00 AM	8:00 AM	10:00 AM	11:00 AM	9:00 AM	9:00 AM	8:00 AM	8:00 AM	10:00 AM	10:00 AM	8:00 AM		8:00 AM	8:00 AM	8:00 AM
Volume	2	672	142	7	32	3	1	20	2	3	7		5	90	900
PM Peak	4:00 PM	1:00 PM	12:00 PM	12:00 PM	1:00 PM	5:00 PM		4:00 PM	12:00 PM	4:00 PM	2:00 PM		4:00 PM	5:00 PM	1:00 PM
Volume	3	760	144	7	23	4		32	2	3	5		4	104	1031
<i>Comments:</i> N/A															

LOCATION: Federal Hwy north of SE 17th St													QC JOB #: 11348607		
SPECIFIC LOCATION: 10 ft from													DIRECTION: NB		
CITY/STATE: Fort Lauderdale, FL													DATE: Oct 08 2013 - Oct 14 2013		
Start Time	Motor-cycles	Cars & Trailer	2 Axle Long	Buses	2 Axle 6 Tire	3 Axle Single	4 Axle Single	<5 Axle Double	5 Axle Double	>6 Axle Double	<6 Axle Multi	6 Axle Multi	>6 Axle Multi	Not Classified	Total
Grand Total	158	83228	13814	521	2297	158	7	1334	75	142	332	10	164	8719	110959
Percent	0.1%	75.0%	12.4%	0.5%	2.1%	0.1%	0.0%	1.2%	0.1%	0.1%	0.3%	0.0%	0.1%	7.9%	
ADT 15851															
Comments: N/A															



LOCATION: Federal Hwy north of SE 17th St SPECIFIC LOCATION: 10 ft from CITY/STATE: Fort Lauderdale, FL														QC JOB #: 11348607 DIRECTION: SB DATE: Oct 08 2013	
Start Time	Motor-cycles	Cars & Trailer	2 Axle Long	Buses	2 Axle 6 Tire	3 Axle Single	4 Axle Single	<5 Axle Double	5 Axle Double	>6 Axle Double	<6 Axle Multi	6 Axle Multi	>6 Axle Multi	Not Classified	Total
12:00 AM	1	130	9	1	2	0	0	1	0	0	0	0	0	10	154
1:00 AM	1	55	3	0	0	0	0	2	0	0	0	0	0	4	65
2:00 AM	0	58	8	0	1	0	0	0	0	0	0	0	0	3	70
3:00 AM	1	58	3	1	0	0	0	0	0	0	0	0	0	3	66
4:00 AM	0	133	15	0	3	1	0	3	0	0	0	0	0	12	167
5:00 AM	0	233	33	1	5	0	0	3	0	0	0	0	0	15	290
6:00 AM	0	455	69	5	13	1	0	10	0	0	2	0	0	44	599
7:00 AM	1	669	76	6	23	1	0	16	1	0	4	1	0	90	888
8:00 AM	2	773	79	8	15	5	0	15	1	1	7	0	1	83	990
9:00 AM	4	670	109	6	24	1	0	14	0	0	3	0	1	61	893
10:00 AM	1	708	102	3	29	2	0	8	2	1	0	0	1	56	913
11:00 AM	2	757	98	3	19	1	0	14	1	1	5	0	2	74	977
12:00 PM	1	640	89	3	19	4	0	12	1	2	1	0	3	105	880
1:00 PM	0	698	114	3	21	1	0	13	1	1	0	0	0	67	919
2:00 PM	0	687	88	10	25	0	0	13	0	0	3	0	0	66	892
3:00 PM	3	736	99	4	18	3	1	10	1	1	1	0	1	85	963
4:00 PM	3	779	87	3	14	3	0	7	2	0	3	0	1	91	993
5:00 PM	6	446	31	2	3	2	0	5	0	0	0	0	1	144	640
6:00 PM	4	829	72	4	11	1	0	9	1	0	4	0	0	73	1008
7:00 PM	1	693	68	2	11	1	0	5	0	2	3	0	0	34	820
8:00 PM	2	561	57	0	11	0	0	5	0	0	2	0	0	38	676
9:00 PM	4	473	32	1	5	1	0	1	0	0	0	0	0	31	548
10:00 PM	0	412	29	2	12	1	0	2	0	0	0	0	0	29	487
11:00 PM	0	244	17	1	1	0	0	1	0	0	0	0	0	19	283
Day Total	37	11897	1387	69	285	29	1	169	11	9	38	1	11	1237	15181
Percent	0.2%	78.4%	9.1%	0.5%	1.9%	0.2%	0.0%	1.1%	0.1%	0.1%	0.3%	0.0%	0.1%	8.1%	
ADT 15181															
AM Peak	9:00 AM	8:00 AM	9:00 AM	8:00 AM	10:00 AM	8:00 AM		7:00 AM	10:00 AM	8:00 AM	8:00 AM	7:00 AM	11:00 AM	7:00 AM	8:00 AM
Volume	4	773	109	8	29	5		16	2	1	7	1	2	90	990
PM Peak	5:00 PM	6:00 PM	1:00 PM	2:00 PM	2:00 PM	12:00 PM	3:00 PM	1:00 PM	4:00 PM	12:00 PM	6:00 PM		12:00 PM	5:00 PM	6:00 PM
Volume	6	829	114	10	25	4	1	13	2	2	4		3	144	1008
<i>Comments:</i> N/A															

LOCATION: Federal Hwy north of SE 17th St SPECIFIC LOCATION: 10 ft from CITY/STATE: Fort Lauderdale, FL														QC JOB #: 11348607 DIRECTION: SB DATE: Oct 09 2013	
Start Time	Motor-cycles	Cars & Trailer	2 Axle Long	Buses	2 Axle 6 Tire	3 Axle Single	4 Axle Single	<5 Axle Double	5 Axle Double	>6 Axle Double	<6 Axle Multi	6 Axle Multi	>6 Axle Multi	Not Classified	Total
12:00 AM	0	149	12	1	1	0	0	0	0	0	0	0	0	10	173
1:00 AM	0	87	12	2	2	0	0	1	0	0	0	0	0	5	109
2:00 AM	0	59	6	0	2	0	0	1	0	0	0	0	0	4	72
3:00 AM	0	59	7	0	1	0	0	1	0	0	0	0	0	5	73
4:00 AM	0	103	13	0	0	1	0	4	0	0	0	0	0	10	131
5:00 AM	0	209	33	1	4	0	0	2	0	0	0	0	0	9	258
6:00 AM	0	451	87	4	9	0	0	14	0	1	1	0	0	36	603
7:00 AM	1	779	99	6	24	1	0	8	1	0	2	0	1	93	1015
8:00 AM	0	864	100	4	18	3	0	13	4	1	3	0	2	97	1109
9:00 AM	3	791	118	3	28	3	0	17	0	1	1	0	0	62	1027
10:00 AM	1	740	136	3	27	1	0	14	0	2	3	0	0	56	983
11:00 AM	1	769	123	9	24	3	1	15	1	2	3	0	0	65	1016
12:00 PM	5	909	119	2	24	1	0	9	0	1	2	0	0	97	1169
1:00 PM	1	857	131	6	31	4	0	22	2	0	3	0	2	72	1131
2:00 PM	0	925	102	3	22	3	0	22	1	1	1	1	2	77	1160
3:00 PM	1	920	86	3	20	1	0	11	1	1	3	0	2	83	1132
4:00 PM	2	936	92	4	28	2	0	20	0	0	3	0	0	114	1201
5:00 PM	1	854	72	3	3	5	0	6	0	0	1	1	0	129	1075
6:00 PM	0	973	80	3	18	2	0	8	1	0	1	0	2	82	1170
7:00 PM	0	796	60	1	7	0	0	6	0	0	4	0	1	46	921
8:00 PM	1	563	42	0	6	0	0	2	0	1	1	0	1	35	652
9:00 PM	0	404	31	2	7	0	0	0	0	0	0	0	0	16	460
10:00 PM	1	285	32	1	3	0	0	0	0	0	0	0	0	18	340
11:00 PM	0	204	18	0	5	0	0	0	0	0	0	0	0	5	232
Day Total	18	13686	1611	61	314	30	1	196	11	11	32	2	13	1226	17212
Percent	0.1%	79.5%	9.4%	0.4%	1.8%	0.2%	0.0%	1.1%	0.1%	0.1%	0.2%	0.0%	0.1%	7.1%	
ADT 17212															
AM Peak	9:00 AM	8:00 AM	10:00 AM	11:00 AM	9:00 AM	8:00 AM	11:00 AM	9:00 AM	8:00 AM	10:00 AM	8:00 AM		8:00 AM	8:00 AM	8:00 AM
Volume	3	864	136	9	28	3	1	17	4	2	3		2	97	1109
PM Peak	12:00 PM	6:00 PM	1:00 PM	1:00 PM	1:00 PM	5:00 PM		1:00 PM	1:00 PM	12:00 PM	7:00 PM	2:00 PM	1:00 PM	5:00 PM	4:00 PM
Volume	5	973	131	6	31	5		22	2	1	4	1	2	129	1201
<i>Comments:</i> N/A															

LOCATION: Federal Hwy north of SE 17th St SPECIFIC LOCATION: 10 ft from CITY/STATE: Fort Lauderdale, FL														QC JOB #: 11348607 DIRECTION: SB DATE: Oct 10 2013	
Start Time	Motor-cycles	Cars & Trailer	2 Axle Long	Buses	2 Axle 6 Tire	3 Axle Single	4 Axle Single	<5 Axle Double	5 Axle Double	>6 Axle Double	<6 Axle Multi	6 Axle Multi	>6 Axle Multi	Not Classified	Total
12:00 AM	0	144	11	0	3	0	0	0	0	0	0	0	0	10	168
1:00 AM	0	90	3	0	1	0	0	0	0	0	0	0	0	4	98
2:00 AM	0	60	10	0	2	0	0	1	0	0	0	0	0	5	78
3:00 AM	0	54	4	0	3	0	0	1	0	0	0	0	0	7	69
4:00 AM	0	125	18	0	1	0	0	2	0	0	0	0	0	7	153
5:00 AM	0	223	34	1	6	0	0	5	0	0	0	0	0	15	284
6:00 AM	0	494	84	3	12	0	0	8	0	0	1	0	0	49	651
7:00 AM	2	707	73	8	18	0	0	15	3	1	3	0	1	62	893
8:00 AM	1	717	88	3	19	0	0	8	2	0	1	1	2	71	913
9:00 AM	0	703	82	2	26	1	0	8	0	0	2	0	1	55	880
10:00 AM	1	693	117	6	31	4	0	17	1	1	2	0	2	57	932
11:00 AM	1	772	100	6	30	1	0	14	0	1	0	0	1	49	975
12:00 PM	1	740	71	7	20	4	0	14	1	0	1	0	2	86	947
1:00 PM	1	746	108	6	21	3	0	11	2	1	3	0	1	72	975
2:00 PM	0	752	89	7	21	2	0	6	1	0	6	0	1	64	949
3:00 PM	5	726	88	2	16	6	0	11	1	2	3	0	1	64	925
4:00 PM	0	717	84	6	18	1	0	4	1	3	4	0	5	101	944
5:00 PM	4	267	24	5	4	0	1	0	0	0	1	0	0	151	457
6:00 PM	1	782	58	4	12	4	0	9	1	1	1	0	1	83	957
7:00 PM	0	767	67	2	6	2	0	5	1	0	1	0	0	58	909
8:00 PM	3	588	58	2	6	2	0	3	0	1	0	0	0	42	705
9:00 PM	1	549	55	1	9	0	0	1	0	0	0	0	0	41	657
10:00 PM	0	429	35	1	9	0	0	2	0	0	1	0	0	34	511
11:00 PM	0	267	23	1	0	0	0	1	0	0	0	0	0	15	307
Day Total	21	12112	1384	73	294	30	1	146	14	11	29	2	18	1202	15337
Percent	0.1%	79.0%	9.0%	0.5%	1.9%	0.2%	0.0%	1.0%	0.1%	0.1%	0.2%	0.0%	0.1%	7.8%	
ADT 15337															
AM Peak	7:00 AM	11:00 AM	10:00 AM	7:00 AM	10:00 AM	10:00 AM		10:00 AM	7:00 AM	7:00 AM	7:00 AM	8:00 AM	8:00 AM	8:00 AM	11:00 AM
Volume	2	772	117	8	31	4		17	3	1	3	1	2	71	975
PM Peak	3:00 PM	6:00 PM	1:00 PM	12:00 PM	1:00 PM	3:00 PM	5:00 PM	12:00 PM	1:00 PM	4:00 PM	2:00 PM	5:00 PM	4:00 PM	5:00 PM	1:00 PM
Volume	5	782	108	7	21	6	1	14	2	3	6	1	5	151	975
<i>Comments:</i> N/A															

LOCATION: Federal Hwy north of SE 17th St SPECIFIC LOCATION: 10 ft from CITY/STATE: Fort Lauderdale, FL														QC JOB #: 11348607 DIRECTION: SB DATE: Oct 11 2013	
Start Time	Motor-cycles	Cars & Trailer	2 Axle Long	Buses	2 Axle 6 Tire	3 Axle Single	4 Axle Single	<5 Axle Double	5 Axle Double	>6 Axle Double	<6 Axle Multi	6 Axle Multi	>6 Axle Multi	Not Classified	Total
12:00 AM	1	189	17	0	1	0	0	0	0	0	0	0	0	10	218
1:00 AM	1	102	12	0	1	0	0	0	0	0	0	0	0	7	123
2:00 AM	0	101	13	0	0	0	0	0	0	0	0	0	0	4	118
3:00 AM	0	78	11	1	2	0	0	1	0	0	0	0	0	3	96
4:00 AM	0	133	13	0	2	1	0	1	0	0	0	0	0	6	156
5:00 AM	0	225	35	0	5	0	0	0	0	0	0	0	0	19	284
6:00 AM	2	455	77	6	19	0	0	3	0	0	0	0	0	40	602
7:00 AM	1	674	91	3	16	2	0	14	0	0	4	0	1	69	875
8:00 AM	0	703	77	2	13	1	0	14	0	0	1	0	1	58	870
9:00 AM	1	698	98	3	25	0	1	15	0	4	2	0	0	67	914
10:00 AM	1	772	87	6	28	1	0	13	1	1	3	0	0	58	971
11:00 AM	1	742	95	4	31	3	0	21	0	1	5	0	1	72	976
12:00 PM	4	794	90	2	21	1	0	12	0	1	2	1	0	94	1022
1:00 PM	1	772	105	0	16	4	0	12	0	1	1	0	1	85	998
2:00 PM	0	765	96	6	22	3	0	15	1	2	2	1	0	72	985
3:00 PM	1	784	78	6	13	3	1	7	1	1	2	0	0	96	993
4:00 PM	1	743	89	1	12	0	0	11	1	1	4	0	0	85	948
5:00 PM	4	434	42	1	2	1	0	3	0	1	1	0	2	128	619
6:00 PM	1	907	67	2	12	2	0	8	0	1	3	1	4	64	1072
7:00 PM	2	731	65	1	9	0	0	5	0	1	0	0	0	52	866
8:00 PM	1	594	61	2	8	1	0	6	0	0	4	0	1	38	716
9:00 PM	0	611	63	1	10	1	0	3	0	1	0	0	0	39	729
10:00 PM	2	570	47	3	6	0	0	6	0	0	2	0	1	36	673
11:00 PM	2	429	33	0	5	0	0	3	0	1	1	0	0	15	489
Day Total	27	13006	1462	50	279	24	2	173	4	17	37	3	12	1217	16313
Percent	0.2%	79.7%	9.0%	0.3%	1.7%	0.1%	0.0%	1.1%	0.0%	0.1%	0.2%	0.0%	0.1%	7.5%	
ADT 16313															
AM Peak	6:00 AM	10:00 AM	9:00 AM	6:00 AM	11:00 AM	11:00 AM	9:00 AM	11:00 AM	10:00 AM	9:00 AM	11:00 AM		7:00 AM	11:00 AM	11:00 AM
Volume	2	772	98	6	31	3	1	21	1	4	5		1	72	976
PM Peak	12:00 PM	6:00 PM	1:00 PM	2:00 PM	2:00 PM	1:00 PM	3:00 PM	2:00 PM	2:00 PM	2:00 PM	4:00 PM	12:00 PM	6:00 PM	5:00 PM	6:00 PM
Volume	4	907	105	6	22	4	1	15	1	2	4	1	4	128	1072
<i>Comments:</i> N/A															

LOCATION: Federal Hwy north of SE 17th St SPECIFIC LOCATION: 10 ft from CITY/STATE: Fort Lauderdale, FL														QC JOB #: 11348607 DIRECTION: SB DATE: Oct 12 2013	
Start Time	Motor-cycles	Cars & Trailer	2 Axle Long	Buses	2 Axle 6 Tire	3 Axle Single	4 Axle Single	<5 Axle Double	5 Axle Double	>6 Axle Double	<6 Axle Multi	6 Axle Multi	>6 Axle Multi	Not Classified	Total
12:00 AM	0	330	25	2	4	0	0	2	0	0	0	0	0	25	388
1:00 AM	1	222	15	0	3	0	0	4	0	0	0	0	0	17	262
2:00 AM	0	161	14	0	2	0	0	1	0	0	0	0	0	9	187
3:00 AM	0	150	8	1	2	0	0	1	0	0	0	0	0	8	170
4:00 AM	0	187	26	0	0	0	0	2	0	0	0	0	0	17	232
5:00 AM	0	271	42	0	6	0	0	7	0	0	1	0	0	6	333
6:00 AM	0	317	53	3	13	1	0	7	0	0	0	0	0	22	416
7:00 AM	0	436	66	5	7	0	0	3	1	0	0	0	0	47	565
8:00 AM	0	615	60	2	12	2	0	4	1	0	2	0	1	39	738
9:00 AM	1	727	79	5	14	0	0	10	1	0	2	0	1	58	898
10:00 AM	2	793	78	2	21	1	0	13	0	3	0	0	0	72	985
11:00 AM	2	805	102	3	13	2	0	7	1	1	1	0	0	62	999
12:00 PM	4	814	86	4	14	4	0	7	0	0	6	0	1	48	988
1:00 PM	3	832	84	3	17	0	0	4	0	1	2	1	1	79	1027
2:00 PM	1	783	74	2	15	2	0	7	1	2	3	0	0	48	938
3:00 PM	1	774	65	2	12	1	0	7	0	2	4	0	0	59	927
4:00 PM	1	772	63	2	9	0	0	8	2	0	3	0	1	54	915
5:00 PM	1	808	55	0	9	2	0	7	0	0	1	1	0	53	937
6:00 PM	1	758	57	4	2	0	0	6	2	0	0	0	1	54	885
7:00 PM	2	739	50	1	6	0	0	5	0	0	0	0	0	48	851
8:00 PM	2	657	47	0	13	0	0	3	0	0	0	0	0	37	759
9:00 PM	1	562	47	0	7	0	0	3	0	1	1	0	0	34	656
10:00 PM	1	576	36	0	3	2	0	2	1	0	0	0	0	48	669
11:00 PM	1	437	24	0	5	0	0	3	0	1	0	0	1	29	501
Day Total	25	13526	1256	41	209	17	0	123	10	11	26	2	7	973	16226
Percent	0.2%	83.4%	7.7%	0.3%	1.3%	0.1%	0.0%	0.8%	0.1%	0.1%	0.2%	0.0%	0.0%	6.0%	
ADT 16226															
AM Peak	10:00 AM	11:00 AM	11:00 AM	7:00 AM	10:00 AM	8:00 AM		10:00 AM	7:00 AM	10:00 AM	8:00 AM		8:00 AM	10:00 AM	11:00 AM
Volume	2	805	102	5	21	2		13	1	3	2		1	72	999
PM Peak	12:00 PM	1:00 PM	12:00 PM	12:00 PM	1:00 PM	12:00 PM		4:00 PM	4:00 PM	2:00 PM	12:00 PM	1:00 PM	12:00 PM	1:00 PM	1:00 PM
Volume	4	832	86	4	17	4		8	2	2	6	1	1	79	1027
<i>Comments:</i> N/A															

LOCATION: Federal Hwy north of SE 17th St **QC JOB #:** 11348607
SPECIFIC LOCATION: 10 ft from **DIRECTION:** SB
CITY/STATE: Fort Lauderdale, FL **DATE:** Oct 13 2013

Start Time	Motor-cycles	Cars & Trailer	2 Axle Long	Buses	2 Axle 6 Tire	3 Axle Single	4 Axle Single	<5 Axle Double	5 Axle Double	>6 Axle Double	<6 Axle Multi	6 Axle Multi	>6 Axle Multi	Not Classified	Total
12:00 AM	0	321	26	0	2	0	0	1	0	0	0	0	0	19	369
1:00 AM	0	202	13	0	2	0	0	1	0	0	0	0	0	9	227
2:00 AM	0	156	16	0	2	0	0	1	0	0	0	0	0	8	183
3:00 AM	0	137	12	0	1	1	0	1	0	0	0	0	0	6	158
4:00 AM	0	159	10	1	2	0	0	2	0	0	0	0	0	7	181
5:00 AM	0	242	47	0	4	0	0	0	0	0	0	0	0	7	300
6:00 AM	0	301	60	0	6	1	0	2	0	1	0	0	0	21	392
7:00 AM	0	360	32	3	9	1	0	2	0	0	0	0	0	31	438
8:00 AM	0	429	45	2	8	0	0	5	0	0	0	0	0	35	524
9:00 AM	0	506	55	3	8	0	0	7	0	0	0	0	0	44	623
10:00 AM	0	671	61	1	15	2	0	2	0	0	2	0	0	53	807
11:00 AM	4	744	65	2	12	3	0	3	1	0	3	0	0	51	888
12:00 PM	3	788	73	5	6	1	0	7	1	1	2	0	0	63	950
1:00 PM	1	778	78	1	17	1	0	5	0	0	0	0	0	63	944
2:00 PM	1	739	70	3	4	0	0	5	0	0	1	0	1	65	889
3:00 PM	1	738	64	2	8	0	0	8	1	0	1	1	0	53	877
4:00 PM	2	700	55	1	6	1	0	5	0	0	4	0	0	53	827
5:00 PM	1	718	54	1	5	0	0	1	0	0	2	0	0	41	823
6:00 PM	0	746	64	1	5	0	0	10	0	0	1	0	0	52	879
7:00 PM	1	595	39	1	9	0	0	4	1	0	1	0	0	30	681
8:00 PM	1	508	35	1	8	1	0	2	0	0	0	0	0	31	587
9:00 PM	1	396	32	1	3	0	0	3	0	0	0	0	0	25	461
10:00 PM	0	322	28	0	1	0	0	1	0	0	0	0	0	21	373
11:00 PM	0	248	22	0	1	0	0	3	0	0	0	0	0	12	286
Day Total	16	11504	1056	29	144	12	0	81	4	2	17	1	1	800	13667
Percent	0.1%	84.2%	7.7%	0.2%	1.1%	0.1%	0.0%	0.6%	0.0%	0.0%	0.1%	0.0%	0.0%	5.9%	

ADT 13667	
---------------------	--

AM Peak	11:00 AM	11:00 AM	11:00 AM	7:00 AM	10:00 AM	11:00 AM		9:00 AM	11:00 AM	6:00 AM	11:00 AM			10:00 AM	11:00 AM
Volume	4	744	65	3	15	3		7	1	1	3			53	888
PM Peak	12:00 PM	12:00 PM	1:00 PM	12:00 PM	1:00 PM	12:00 PM		6:00 PM	12:00 PM	12:00 PM	4:00 PM	3:00 PM	2:00 PM	2:00 PM	12:00 PM
Volume	3	788	78	5	17	1		10	1	1	4	1	1	65	950

Comments: N/A

LOCATION: Federal Hwy north of SE 17th St SPECIFIC LOCATION: 10 ft from CITY/STATE: Fort Lauderdale, FL														QC JOB #: 11348607 DIRECTION: SB DATE: Oct 14 2013	
Start Time	Motor-cycles	Cars & Trailer	2 Axle Long	Buses	2 Axle 6 Tire	3 Axle Single	4 Axle Single	<5 Axle Double	5 Axle Double	>6 Axle Double	<6 Axle Multi	6 Axle Multi	>6 Axle Multi	Not Classified	Total
12:00 AM	0	142	8	1	0	0	0	1	0	0	1	0	0	5	158
1:00 AM	0	75	11	0	0	0	0	0	0	0	0	0	0	6	92
2:00 AM	0	61	3	0	0	0	0	0	0	0	0	0	0	2	66
3:00 AM	0	53	11	3	3	0	0	3	0	0	0	0	0	3	76
4:00 AM	0	125	14	1	2	0	0	3	0	0	0	0	0	6	151
5:00 AM	0	242	30	0	6	0	0	1	0	0	0	0	0	12	291
6:00 AM	1	444	50	6	10	1	0	7	0	0	1	0	0	40	560
7:00 AM	0	711	88	4	13	2	0	10	0	1	0	0	1	67	897
8:00 AM	0	707	72	2	15	1	1	14	1	2	2	0	2	57	876
9:00 AM	3	680	109	5	26	1	0	11	0	2	1	0	0	53	891
10:00 AM	1	673	103	6	24	1	0	8	0	4	3	0	1	54	878
11:00 AM	4	763	123	3	21	2	0	13	0	1	0	0	0	57	987
12:00 PM	2	825	101	4	13	1	0	8	0	2	3	0	1	69	1029
1:00 PM	1	758	101	4	16	3	0	8	0	4	1	1	0	63	960
2:00 PM	0	769	96	3	18	0	0	14	0	1	1	0	1	57	960
3:00 PM	1	725	90	4	16	2	0	12	0	0	3	0	1	82	936
4:00 PM	2	702	91	6	17	1	1	17	3	4	0	0	0	86	930
5:00 PM	2	711	53	2	6	1	0	7	2	1	1	0	0	100	886
6:00 PM	2	818	48	2	11	2	0	9	2	2	5	0	1	71	973
7:00 PM	1	689	54	2	8	0	0	3	0	0	2	0	0	40	799
8:00 PM	3	551	45	1	10	0	0	4	0	1	0	0	0	29	644
9:00 PM	2	453	29	3	7	1	0	2	0	1	0	0	0	26	524
10:00 PM	0	354	33	1	4	0	0	4	0	0	0	0	0	25	421
11:00 PM	0	231	22	1	3	1	0	2	0	0	0	0	0	10	270
Day Total	25	12262	1385	64	249	20	2	161	8	26	24	1	8	1020	15255
Percent	0.2%	80.4%	9.1%	0.4%	1.6%	0.1%	0.0%	1.1%	0.1%	0.2%	0.2%	0.0%	0.1%	6.7%	
ADT 15255															
AM Peak	11:00 AM	11:00 AM	11:00 AM	6:00 AM	9:00 AM	7:00 AM	8:00 AM	8:00 AM	8:00 AM	10:00 AM	10:00 AM		8:00 AM	7:00 AM	11:00 AM
Volume	4	763	123	6	26	2	1	14	1	4	3		2	67	987
PM Peak	8:00 PM	12:00 PM	12:00 PM	4:00 PM	2:00 PM	1:00 PM	4:00 PM	4:00 PM	4:00 PM	1:00 PM	6:00 PM	1:00 PM	12:00 PM	5:00 PM	12:00 PM
Volume	3	825	101	6	18	3	1	17	3	4	5	1	1	100	1029
<i>Comments:</i> N/A															

LOCATION: Federal Hwy north of SE 17th St													QC JOB #: 11348607		
SPECIFIC LOCATION: 10 ft from													DIRECTION: SB		
CITY/STATE: Fort Lauderdale, FL													DATE: Oct 08 2013 - Oct 14 2013		
Start Time	Motor-cycles	Cars & Trailer	2 Axle Long	Buses	2 Axle 6 Tire	3 Axle Single	4 Axle Single	<5 Axle Double	5 Axle Double	>6 Axle Double	<6 Axle Multi	6 Axle Multi	>6 Axle Multi	Not Classified	Total
Grand Total	169	87993	9541	387	1774	162	7	1049	62	87	203	12	70	7675	109191
Percent	0.2%	80.6%	8.7%	0.4%	1.6%	0.1%	0.0%	1.0%	0.1%	0.1%	0.2%	0.0%	0.1%	7.0%	
ADT 15598															
Comments: N/A															



LOCATION: Federal Hwy btwn SE 17th St and SR-84 SPECIFIC LOCATION: 10 ft from CITY/STATE: Fort Lauderdale, FL														QC JOB #: 11348608 DIRECTION: NB DATE: Oct 08 2013	
Start Time	Motor-cycles	Cars & Trailer	2 Axle Long	Buses	2 Axle 6 Tire	3 Axle Single	4 Axle Single	<5 Axle Double	5 Axle Double	>6 Axle Double	<6 Axle Multi	6 Axle Multi	>6 Axle Multi	Not Classified	Total
12:00 AM															
1:00 AM															
2:00 AM															
3:00 AM															
4:00 AM															
5:00 AM															
6:00 AM															
7:00 AM															
8:00 AM															
9:00 AM															
10:00 AM															
11:00 AM															
12:00 PM															
1:00 PM															
2:00 PM															
3:00 PM															
4:00 PM															
5:00 PM															
6:00 PM															
7:00 PM															
8:00 PM															
9:00 PM															
10:00 PM	0	67	21	1	4	0	0	2	0	0	0	0	0	5	
11:00 PM	1	316	87	2	9	0	0	6	0	0	0	0	0	22	443
Day Total	1	383	108	3	13	0	0	8	0	0	0	0	0	27	543
Percent	0.2%	70.5%	19.9%	0.6%	2.4%	0.0%	0.0%	1.5%	0.0%	0.0%	0.0%	0.0%	0.0%	5.0%	
AM Peak Volume															
PM Peak Volume	11:00 PM	11:00 PM	11:00 PM	11:00 PM	11:00 PM			11:00 PM						11:00 PM	11:00 PM
	1	316	87	2	9			6						22	443
Comments:	N/A														

LOCATION: Federal Hwy btwn SE 17th St and SR-84 SPECIFIC LOCATION: 10 ft from CITY/STATE: Fort Lauderdale, FL														QC JOB #: 11348608 DIRECTION: NB DATE: Oct 09 2013	
Start Time	Motor-cycles	Cars & Trailer	2 Axle Long	Buses	2 Axle 6 Tire	3 Axle Single	4 Axle Single	<5 Axle Double	5 Axle Double	>6 Axle Double	<6 Axle Multi	6 Axle Multi	>6 Axle Multi	Not Classified	Total
12:00 AM	0	174	55	1	3	0	0	3	0	0	1	0	0	9	246
1:00 AM	0	94	31	0	2	0	0	1	0	0	0	0	0	4	132
2:00 AM	0	61	21	0	3	0	0	1	0	0	0	0	0	5	91
3:00 AM	0	53	9	0	1	0	0	6	0	0	0	0	0	1	70
4:00 AM	0	83	24	0	3	0	0	4	0	0	0	0	0	4	118
5:00 AM	0	20	7	1	0	0	0	2	0	0	0	0	0	1	31
6:00 AM	0	0	0	0	0	0	0	0	0	0	0	0	0	0	0
7:00 AM	0	0	0	0	0	0	0	0	0	0	0	0	0	0	0
8:00 AM	0	0	0	0	0	0	0	0	0	0	0	0	0	0	0
9:00 AM	0	0	0	0	0	0	0	0	0	0	0	0	0	0	0
10:00 AM	0	0	0	0	0	0	0	0	0	0	0	0	0	0	0
11:00 AM	0	0	0	0	0	0	0	0	0	0	0	0	0	0	0
12:00 PM	0	0	0	0	0	0	0	0	0	0	0	0	0	0	0
1:00 PM	0	0	0	0	0	0	0	0	0	0	0	0	0	0	0
2:00 PM	0	0	0	0	0	0	0	0	0	0	0	0	0	0	0
3:00 PM	0	0	0	0	0	0	0	0	0	0	0	0	0	0	0
4:00 PM	0	0	0	0	0	0	0	0	0	0	0	0	0	0	0
5:00 PM	0	0	0	0	0	0	0	0	0	0	0	0	0	0	0
6:00 PM	0	0	0	0	0	0	0	0	0	0	0	0	0	0	0
7:00 PM	0	0	0	0	0	0	0	0	0	0	0	0	0	0	0
8:00 PM	0	0	0	0	0	0	0	0	0	0	0	0	0	0	0
9:00 PM	0	0	0	0	0	0	0	0	0	0	0	0	0	0	0
10:00 PM	0	0	0	0	0	0	0	0	0	0	0	0	0	0	0
11:00 PM	0	0	0	0	0	0	0	0	0	0	0	0	0	0	0
Day Total	0	485	147	2	12	0	0	17	0	0	1	0	0	24	688
Percent	0.0%	70.5%	21.4%	0.3%	1.7%	0.0%	0.0%	2.5%	0.0%	0.0%	0.1%	0.0%	0.0%	3.5%	
ADT 688															
AM Peak Volume	12:00 AM		12:00 AM	12:00 AM	12:00 AM	3:00 AM				12:00 AM		12:00 AM		12:00 AM	12:00 AM
PM Peak Volume	12:00 PM														
Comments:	N/A														

LOCATION: Federal Hwy btwn SE 17th St and SR-84 SPECIFIC LOCATION: 10 ft from CITY/STATE: Fort Lauderdale, FL														QC JOB #: 11348608 DIRECTION: NB DATE: Oct 10 2013	
Start Time	Motor-cycles	Cars & Trailer	2 Axle Long	Buses	2 Axle 6 Tire	3 Axle Single	4 Axle Single	<5 Axle Double	5 Axle Double	>6 Axle Double	<6 Axle Multi	6 Axle Multi	>6 Axle Multi	Not Classified	Total
12:00 AM	0	0	0	0	0	0	0	0	0	0	0	0	0	0	0
1:00 AM	0	0	0	0	0	0	0	0	0	0	0	0	0	0	0
2:00 AM	0	0	0	0	0	0	0	0	0	0	0	0	0	0	0
3:00 AM	0	0	0	0	0	0	0	0	0	0	0	0	0	0	0
4:00 AM	0	0	0	0	0	0	0	0	0	0	0	0	0	0	0
5:00 AM	0	0	0	0	0	0	0	0	0	0	0	0	0	0	0
6:00 AM	30	24	70	2	32	1	0	8	0	0	0	0	0	94	261
7:00 AM	1	118	621	10	265	0	0	79	0	14	3	0	2	181	1294
8:00 AM	5	127	609	20	207	2	2	87	0	7	4	1	1	243	1315
9:00 AM	1	128	614	19	284	0	0	72	0	6	4	0	2	194	1324
10:00 AM	1	127	618	18	295	5	0	68	0	4	2	0	1	153	1292
11:00 AM	1	118	788	15	314	0	0	26	1	0	3	0	0	158	1424
12:00 PM	3	166	777	14	238	2	0	31	1	0	4	0	0	174	1410
1:00 PM	1	134	807	15	282	1	1	36	0	2	8	0	0	166	1453
2:00 PM	0	123	748	21	308	2	0	30	1	2	1	0	1	131	1368
3:00 PM	4	130	812	14	245	4	0	33	0	3	3	1	0	119	1368
4:00 PM	3	130	776	15	243	0	0	31	0	2	3	0	0	150	1353
5:00 PM	4	140	892	11	201	1	0	20	0	1	3	0	0	196	1469
6:00 PM	5	128	633	8	126	3	0	12	0	1	4	0	0	227	1147
7:00 PM	1	108	759	5	225	0	0	20	0	0	3	0	0	123	1244
8:00 PM	1	56	710	4	202	0	0	7	0	0	1	0	0	56	1037
9:00 PM	1	59	552	4	168	1	0	13	0	1	0	0	0	47	846
10:00 PM	0	37	429	1	149	0	0	7	0	0	0	0	0	35	658
11:00 PM	1	28	337	3	154	0	0	6	0	1	1	0	0	35	566
Day Total	63	1881	11552	199	3938	22	3	586	3	44	47	2	7	2482	20829
Percent	0.3%	9.0%	55.5%	1.0%	18.9%	0.1%	0.0%	2.8%	0.0%	0.2%	0.2%	0.0%	0.0%	11.9%	
ADT 20829															
AM Peak Volume	6:00 AM	9:00 AM	11:00 AM	8:00 AM	11:00 AM	10:00 AM	8:00 AM	8:00 AM	11:00 AM	7:00 AM	8:00 AM	8:00 AM	7:00 AM	8:00 AM	11:00 AM
	30	128	788	20	314	5	2	87	1	14	4	1	2	243	1424
PM Peak Volume	6:00 PM	12:00 PM	5:00 PM	2:00 PM	2:00 PM	3:00 PM	1:00 PM	1:00 PM	12:00 PM	3:00 PM	1:00 PM	3:00 PM	2:00 PM	6:00 PM	5:00 PM
	5	166	892	21	308	4	1	36	1	3	8	1	1	227	1469
<i>Comments:</i> N/A															

LOCATION: Federal Hwy btwn SE 17th St and SR-84 SPECIFIC LOCATION: 10 ft from CITY/STATE: Fort Lauderdale, FL														QC JOB #: 11348608 DIRECTION: NB DATE: Oct 11 2013	
Start Time	Motor-cycles	Cars & Trailer	2 Axle Long	Buses	2 Axle 6 Tire	3 Axle Single	4 Axle Single	<5 Axle Double	5 Axle Double	>6 Axle Double	<6 Axle Multi	6 Axle Multi	>6 Axle Multi	Not Classified	Total
12:00 AM	0	17	222	0	69	0	0	4	0	0	0	0	0	21	333
1:00 AM	0	4	87	1	36	0	0	4	0	0	0	0	0	8	140
2:00 AM	0	3	59	1	32	0	0	2	0	0	0	0	0	9	106
3:00 AM	0	6	59	1	30	0	0	1	0	0	0	0	0	2	99
4:00 AM	0	4	89	3	43	0	0	2	0	0	0	0	0	12	153
5:00 AM	0	18	179	4	112	0	0	5	0	0	0	0	0	22	340
6:00 AM	1	49	423	8	210	1	0	18	0	1	4	0	0	72	787
7:00 AM	0	99	756	21	260	4	0	39	2	3	3	0	4	158	1349
8:00 AM	6	131	836	12	233	4	0	38	3	3	6	0	3	229	1504
9:00 AM	7	139	748	20	273	4	0	33	0	3	3	0	0	171	1401
10:00 AM	1	128	742	15	276	3	0	26	0	4	4	0	0	140	1339
11:00 AM	6	138	735	14	257	7	1	30	1	4	5	0	0	182	1380
12:00 PM	7	179	559	9	144	3	0	17	1	2	0	0	1	248	1170
1:00 PM	1	181	651	12	171	6	0	35	1	2	2	0	0	232	1294
2:00 PM	1	139	783	7	220	1	0	20	1	0	2	1	1	162	1338
3:00 PM	2	139	869	13	222	2	0	23	2	2	2	0	2	181	1459
4:00 PM	3	174	764	9	230	0	0	25	0	0	4	0	0	183	1392
5:00 PM	4	153	742	11	180	1	0	22	0	3	5	0	0	222	1343
6:00 PM	2	174	747	9	173	4	1	20	0	1	2	0	1	205	1339
7:00 PM	0	151	777	5	191	2	0	22	0	0	1	0	0	161	1310
8:00 PM	2	98	719	8	194	0	0	19	0	3	1	0	1	116	1161
9:00 PM	0	76	633	2	187	1	0	12	0	0	0	0	0	73	984
10:00 PM	1	93	582	10	175	0	0	11	0	0	1	0	0	87	960
11:00 PM	0	53	491	2	157	0	0	8	1	0	0	0	0	46	758
Day Total	44	2346	13252	197	4075	43	2	436	12	31	45	1	13	2942	23439
Percent	0.2%	10.0%	56.5%	0.8%	17.4%	0.2%	0.0%	1.9%	0.1%	0.1%	0.2%	0.0%	0.1%	12.6%	
ADT 23439															
AM Peak	9:00 AM	9:00 AM	8:00 AM	7:00 AM	10:00 AM	11:00 AM	11:00 AM	7:00 AM	8:00 AM	10:00 AM	8:00 AM		7:00 AM	8:00 AM	8:00 AM
Volume	7	139	836	21	276	7	1	39	3	4	6		4	229	1504
PM Peak	12:00 PM	1:00 PM	3:00 PM	3:00 PM	4:00 PM	1:00 PM	6:00 PM	1:00 PM	3:00 PM	5:00 PM	5:00 PM	2:00 PM	3:00 PM	12:00 PM	3:00 PM
Volume	7	181	869	13	230	6	1	35	2	3	5	1	2	248	1459
<i>Comments:</i> N/A															

LOCATION: Federal Hwy btwn SE 17th St and SR-84 SPECIFIC LOCATION: 10 ft from CITY/STATE: Fort Lauderdale, FL														QC JOB #: 11348608 DIRECTION: NB DATE: Oct 12 2013	
Start Time	Motor-cycles	Cars & Trailer	2 Axle Long	Buses	2 Axle 6 Tire	3 Axle Single	4 Axle Single	<5 Axle Double	5 Axle Double	>6 Axle Double	<6 Axle Multi	6 Axle Multi	>6 Axle Multi	Not Classified	Total
12:00 AM	0	54	387	2	133	0	0	7	0	0	0	0	0	36	619
1:00 AM	3	18	230	4	77	0	0	3	0	0	0	0	0	15	350
2:00 AM	0	12	127	2	46	0	0	1	0	0	0	0	0	4	192
3:00 AM	0	7	100	0	44	0	0	1	0	0	0	0	0	7	159
4:00 AM	0	9	126	1	52	0	0	3	0	0	0	0	0	7	198
5:00 AM	0	19	214	3	97	0	0	12	0	0	0	0	0	12	357
6:00 AM	1	34	293	4	147	0	0	11	0	0	1	0	1	40	532
7:00 AM	2	74	480	6	210	1	0	7	0	0	1	0	0	63	844
8:00 AM	4	115	615	13	261	0	0	23	0	0	1	0	0	111	1143
9:00 AM	4	138	660	11	246	0	0	26	1	1	3	0	0	126	1216
10:00 AM	5	153	699	10	206	2	0	25	0	3	1	0	1	120	1225
11:00 AM	3	170	749	10	203	0	0	26	0	1	0	0	0	162	1324
12:00 PM	4	184	694	10	164	1	0	21	0	1	2	0	0	201	1282
1:00 PM	6	198	515	4	135	2	0	13	0	1	2	0	0	242	1118
2:00 PM	10	190	658	6	190	0	0	8	0	0	2	0	0	193	1257
3:00 PM	7	153	844	7	228	0	0	20	0	2	0	0	0	165	1426
4:00 PM	4	153	731	8	210	2	0	25	0	1	1	0	0	172	1307
5:00 PM	4	122	684	11	201	0	0	24	0	0	3	0	1	148	1198
6:00 PM	4	144	809	7	234	0	0	19	0	1	0	0	0	160	1378
7:00 PM	5	141	792	6	203	1	0	13	0	0	1	0	0	143	1305
8:00 PM	2	89	681	5	217	1	0	11	0	0	0	0	0	63	1069
9:00 PM	0	47	619	5	205	0	0	13	0	0	0	0	0	58	947
10:00 PM	0	59	597	5	161	0	0	9	0	1	0	0	0	53	885
11:00 PM	3	40	459	8	162	0	0	6	0	0	1	0	0	39	718
Day Total	71	2323	12763	148	4032	10	0	327	1	12	19	0	3	2340	22049
Percent	0.3%	10.5%	57.9%	0.7%	18.3%	0.0%	0.0%	1.5%	0.0%	0.1%	0.1%	0.0%	0.0%	10.6%	
ADT 22049															
AM Peak	10:00 AM	11:00 AM	11:00 AM	8:00 AM	8:00 AM	10:00 AM		9:00 AM	9:00 AM	10:00 AM	9:00 AM		6:00 AM	11:00 AM	11:00 AM
Volume	5	170	749	13	261	2		26	1	3	3		1	162	1324
PM Peak	2:00 PM	1:00 PM	3:00 PM	5:00 PM	6:00 PM	1:00 PM		4:00 PM		3:00 PM	5:00 PM		5:00 PM	1:00 PM	3:00 PM
Volume	10	198	844	11	234	2		25		2	3		1	242	1426
<i>Comments:</i> N/A															

LOCATION: Federal Hwy btwn SE 17th St and SR-84 SPECIFIC LOCATION: 10 ft from CITY/STATE: Fort Lauderdale, FL														QC JOB #: 11348608 DIRECTION: NB DATE: Oct 13 2013	
Start Time	Motor-cycles	Cars & Trailer	2 Axle Long	Buses	2 Axle 6 Tire	3 Axle Single	4 Axle Single	<5 Axle Double	5 Axle Double	>6 Axle Double	<6 Axle Multi	6 Axle Multi	>6 Axle Multi	Not Classified	Total
12:00 AM	0	38	453	2	158	0	0	6	0	0	1	0	0	55	713
1:00 AM	0	16	220	6	66	0	0	2	0	0	0	0	0	14	324
2:00 AM	0	10	154	1	43	0	0	3	0	0	0	0	0	10	221
3:00 AM	0	9	102	0	40	0	0	0	0	0	0	0	0	7	158
4:00 AM	0	8	146	3	46	0	0	6	0	0	0	0	0	7	216
5:00 AM	0	17	196	0	91	0	0	7	0	0	0	0	0	13	324
6:00 AM	1	19	275	0	163	0	0	9	0	0	0	0	0	33	500
7:00 AM	0	32	323	6	157	0	0	5	0	0	0	0	1	34	558
8:00 AM	2	67	436	4	190	0	0	18	0	1	1	0	0	62	781
9:00 AM	2	79	606	8	184	1	0	21	0	2	2	0	0	79	984
10:00 AM	3	107	628	10	222	2	0	19	0	2	2	0	0	114	1109
11:00 AM	3	168	765	11	192	2	0	17	0	1	1	0	0	140	1300
12:00 PM	4	164	728	7	179	1	0	22	1	2	2	0	1	180	1291
1:00 PM	7	169	679	7	173	2	0	20	0	1	1	1	0	172	1232
2:00 PM	2	136	736	6	205	0	0	17	0	1	3	0	0	141	1247
3:00 PM	1	98	809	7	227	0	0	11	0	0	2	0	0	109	1264
4:00 PM	5	103	742	5	225	0	0	14	0	2	1	0	0	133	1230
5:00 PM	1	106	764	7	249	0	0	23	0	0	1	0	3	87	1241
6:00 PM	2	102	791	5	264	1	0	15	0	2	0	0	1	105	1288
7:00 PM	0	72	721	4	211	1	0	12	0	3	2	1	0	90	1117
8:00 PM	0	58	580	1	168	0	0	13	0	0	0	0	0	60	880
9:00 PM	1	35	482	2	208	0	0	9	0	0	1	0	0	35	773
10:00 PM	1	38	376	4	173	0	0	2	0	0	0	0	0	37	631
11:00 PM	0	25	321	3	110	0	0	11	0	0	0	0	0	25	495
Day Total	35	1676	12033	109	3944	10	0	282	1	17	20	2	6	1742	19877
Percent	0.2%	8.4%	60.5%	0.5%	19.8%	0.1%	0.0%	1.4%	0.0%	0.1%	0.1%	0.0%	0.0%	8.8%	
ADT 19877															
AM Peak	10:00 AM	11:00 AM	11:00 AM	11:00 AM	10:00 AM	10:00 AM		9:00 AM	9:00 AM	9:00 AM			7:00 AM	11:00 AM	11:00 AM
Volume	3	168	765	11	222	2		21	2	2			1	140	1300
PM Peak	1:00 PM	1:00 PM	3:00 PM	12:00 PM	6:00 PM	1:00 PM		5:00 PM	12:00 PM	7:00 PM	2:00 PM	1:00 PM	5:00 PM	12:00 PM	12:00 PM
Volume	7	169	809	7	264	2		23	1	3	3	1	3	180	1291
<i>Comments:</i> N/A															

LOCATION: Federal Hwy btwn SE 17th St and SR-84 SPECIFIC LOCATION: 10 ft from CITY/STATE: Fort Lauderdale, FL														QC JOB #: 11348608 DIRECTION: NB DATE: Oct 14 2013	
Start Time	Motor-cycles	Cars & Trailer	2 Axle Long	Buses	2 Axle 6 Tire	3 Axle Single	4 Axle Single	<5 Axle Double	5 Axle Double	>6 Axle Double	<6 Axle Multi	6 Axle Multi	>6 Axle Multi	Not Classified	Total
12:00 AM	0	12	213	2	87	0	0	4	0	0	1	0	0	8	327
1:00 AM	0	7	90	0	38	0	0	2	0	0	0	0	0	3	140
2:00 AM	0	5	64	1	21	0	0	1	0	0	0	0	0	2	94
3:00 AM	0	2	45	2	21	0	0	2	0	0	0	0	0	5	77
4:00 AM	0	5	112	2	63	0	0	4	0	0	0	0	0	6	192
5:00 AM	0	18	179	5	136	0	0	7	0	1	0	0	0	25	371
6:00 AM	1	33	406	12	236	0	0	22	0	0	0	0	1	66	777
7:00 AM	1	74	765	9	310	1	0	23	1	2	3	0	0	161	1350
8:00 AM	2	138	892	14	277	2	0	33	2	7	4	0	2	196	1569
9:00 AM	4	65	755	21	300	2	0	32	0	3	4	0	1	146	1333
10:00 AM	6	87	688	13	318	0	0	33	2	3	1	0	0	137	1288
11:00 AM	5	123	674	14	296	1	0	32	1	0	3	0	1	138	1288
12:00 PM	3	161	734	14	290	1	0	22	0	1	2	0	2	164	1394
1:00 PM	1	129	781	10	263	3	0	32	0	0	1	0	0	153	1373
2:00 PM	4	123	718	8	280	1	0	16	0	3	3	0	0	118	1274
3:00 PM	2	99	768	15	239	1	0	36	0	1	3	0	0	121	1285
4:00 PM	2	131	832	13	272	0	0	39	0	0	0	0	3	168	1460
5:00 PM	3	144	800	6	222	0	0	34	1	0	3	0	1	176	1390
6:00 PM	2	116	849	4	241	1	0	25	0	2	3	0	0	131	1374
7:00 PM	0	91	707	7	220	0	0	23	0	2	0	0	0	85	1135
8:00 PM	3	54	538	4	171	0	0	11	0	0	0	0	0	50	831
9:00 PM	0	25	463	2	158	0	0	6	0	0	1	0	1	38	694
10:00 PM	1	29	387	4	168	0	0	10	0	0	0	0	0	26	625
11:00 PM	0	19	258	5	119	0	0	8	0	0	0	0	0	25	434
Day Total	40	1690	12718	187	4746	13	0	457	7	25	32	0	12	2148	22075
Percent	0.2%	7.7%	57.6%	0.8%	21.5%	0.1%	0.0%	2.1%	0.0%	0.1%	0.1%	0.0%	0.1%	9.7%	
ADT 22075															
AM Peak	10:00 AM	8:00 AM	8:00 AM	9:00 AM	10:00 AM	8:00 AM		8:00 AM	8:00 AM	8:00 AM	8:00 AM		8:00 AM	8:00 AM	8:00 AM
Volume	6	138	892	21	318	2		33	2	7	4		2	196	1569
PM Peak	2:00 PM	12:00 PM	6:00 PM	3:00 PM	12:00 PM	1:00 PM		4:00 PM	5:00 PM	2:00 PM	2:00 PM		4:00 PM	5:00 PM	4:00 PM
Volume	4	161	849	15	290	3		39	1	3	3		3	176	1460
<i>Comments:</i> N/A															

LOCATION: Federal Hwy btwn SE 17th St and SR-84 SPECIFIC LOCATION: 10 ft from CITY/STATE: Fort Lauderdale, FL														QC JOB #: 11348608 DIRECTION: NB DATE: Oct 15 2013	
Start Time	Motor-cycles	Cars & Trailer	2 Axle Long	Buses	2 Axle 6 Tire	3 Axle Single	4 Axle Single	<5 Axle Double	5 Axle Double	>6 Axle Double	<6 Axle Multi	6 Axle Multi	>6 Axle Multi	Not Classified	Total
12:00 AM	0	12	130	0	70	0	0	3	0	0	0	0	0	5	220
1:00 AM	0	4	78	0	30	0	0	0	0	0	0	0	0	3	115
2:00 AM	0	2	39	1	18	0	0	1	0	0	0	0	0	3	64
3:00 AM	0	3	45	1	28	0	0	1	0	0	0	0	0	6	84
4:00 AM	0	4	97	1	50	0	0	4	0	0	0	0	0	3	159
5:00 AM	1	11	167	6	118	0	0	10	0	0	0	0	0	28	341
6:00 AM	1	32	441	13	266	1	0	21	0	0	2	0	0	59	836
7:00 AM	2	102	748	12	323	0	0	33	1	3	4	0	1	162	1391
8:00 AM	6	126	584	10	135	4	3	35	2	2	4	0	0	256	1167
9:00 AM	3	87	706	14	252	2	0	26	0	3	5	0	2	177	1277
10:00 AM	3	78	674	9	314	3	0	29	0	2	4	0	0	112	1228
11:00 AM	5	118	707	20	299	2	0	25	1	0	0	0	1	133	1311
12:00 PM	4	157	600	12	238	3	0	23	1	2	4	0	0	177	1221
1:00 PM	1	110	656	15	243	2	0	21	0	2	1	0	0	215	1266
2:00 PM	2	105	728	16	265	1	0	31	1	0	1	0	1	165	1316
3:00 PM	2	72	665	10	234	1	0	15	0	0	1	0	0	172	1172
4:00 PM	3	67	749	5	225	1	0	27	1	1	2	0	0	166	1247
5:00 PM	5	126	833	10	224	0	0	22	0	3	4	0	2	187	1416
6:00 PM	5	106	826	13	183	0	0	24	0	1	2	0	1	196	1357
7:00 PM	0	46	780	7	217	0	0	17	0	0	0	0	0	109	1176
8:00 PM	2	43	595	4	208	1	0	11	0	1	3	0	0	49	917
9:00 PM	0	22	504	3	197	0	0	13	0	0	2	0	0	55	796
10:00 PM	0	21	440	2	178	0	0	4	1	0	1	0	0	32	679
11:00 PM	0	8	285	7	123	0	0	5	0	0	0	0	0	20	448
Day Total	45	1462	12077	191	4438	21	3	401	8	20	40	0	8	2490	21204
Percent	0.2%	6.9%	57.0%	0.9%	20.9%	0.1%	0.0%	1.9%	0.0%	0.1%	0.2%	0.0%	0.0%	11.7%	
ADT 21204															
AM Peak	8:00 AM	8:00 AM	7:00 AM	11:00 AM	7:00 AM	8:00 AM	8:00 AM	8:00 AM	8:00 AM	7:00 AM	9:00 AM		9:00 AM	8:00 AM	7:00 AM
Volume	6	126	748	20	323	4	3	35	2	3	5		2	256	1391
PM Peak	5:00 PM	12:00 PM	5:00 PM	2:00 PM	2:00 PM	12:00 PM		2:00 PM	12:00 PM	5:00 PM	12:00 PM		5:00 PM	1:00 PM	5:00 PM
Volume	5	157	833	16	265	3		31	1	3	4		2	215	1416
<i>Comments:</i> N/A															

LOCATION: Federal Hwy btwn SE 17th St and SR-84 SPECIFIC LOCATION: 10 ft from CITY/STATE: Fort Lauderdale, FL														QC JOB #: 11348608 DIRECTION: NB DATE: Oct 16 2013	
Start Time	Motor-cycles	Cars & Trailer	2 Axle Long	Buses	2 Axle 6 Tire	3 Axle Single	4 Axle Single	<5 Axle Double	5 Axle Double	>6 Axle Double	<6 Axle Multi	6 Axle Multi	>6 Axle Multi	Not Classified	Total
12:00 AM	0	6	175	0	71	0	0	3	0	0	0	0	0	10	265
1:00 AM	0	3	53	0	33	0	0	2	0	0	0	0	0	5	96
2:00 AM	0	3	43	1	19	0	0	0	0	0	0	0	0	2	68
3:00 AM	0	3	44	1	18	0	0	1	0	0	0	0	0	5	72
4:00 AM	0	1	68	2	55	0	0	3	0	0	0	0	0	7	136
5:00 AM	0	6	159	6	132	0	0	9	0	0	0	0	0	19	331
6:00 AM	1	7	434	15	292	0	0	20	0	0	0	0	0	78	847
7:00 AM	3	37	767	13	329	2	0	30	0	0	2	0	0	183	1366
8:00 AM	14	95	616	14	121	6	0	27	2	2	3	0	0	236	1136
9:00 AM	2	38	835	17	296	4	1	32	2	3	4	0	2	171	1407
10:00 AM	4	72	759	11	278	1	0	32	1	0	1	0	1	136	1296
11:00 AM	1	99	767	15	262	5	0	21	0	2	1	0	0	165	1338
12:00 PM	6	126	603	7	183	3	0	16	0	2	1	0	0	212	1159
1:00 PM	0	75	790	9	271	0	1	27	0	0	1	0	0	149	1323
2:00 PM															
3:00 PM															
4:00 PM															
5:00 PM															
6:00 PM															
7:00 PM															
8:00 PM															
9:00 PM															
10:00 PM															
11:00 PM															
Day Total	31	571	6113	111	2360	21	2	223	5	9	13	0	3	1378	10840
Percent	0.3%	5.3%	56.4%	1.0%	21.8%	0.2%	0.0%	2.1%	0.0%	0.1%	0.1%	0.0%	0.0%	12.7%	
AM Peak	8:00 AM	11:00 AM	9:00 AM	9:00 AM	7:00 AM	8:00 AM	9:00 AM	9:00 AM	8:00 AM	9:00 AM	9:00 AM		9:00 AM	8:00 AM	9:00 AM
Volume	14	99	835	17	329	6	1	32	2	3	4		2	236	1407
PM Peak	12:00 PM	12:00 PM	1:00 PM	1:00 PM	1:00 PM	12:00 PM	1:00 PM	1:00 PM		12:00 PM	12:00 PM			12:00 PM	1:00 PM
Volume	6	126	790	9	271	3	1	27		2	1			212	1323
<i>Comments:</i> N/A															

LOCATION: Federal Hwy btwn SE 17th St and SR-84													QC JOB #: 11348608		
SPECIFIC LOCATION: 10 ft from													DIRECTION: NB		
CITY/STATE: Fort Lauderdale, FL													DATE: Oct 08 2013 - Oct 16 2013		
Start Time	Motor-cycles	Cars & Trailer	2 Axle Long	Buses	2 Axle 6 Tire	3 Axle Single	4 Axle Single	<5 Axle Double	5 Axle Double	>6 Axle Double	<6 Axle Multi	6 Axle Multi	>6 Axle Multi	Not Classified	Total
Grand Total	330	12817	80763	1147	27558	140	10	2737	37	158	217	5	52	15573	141544
Percent	0.2%	9.1%	57.1%	0.8%	19.5%	0.1%	0.0%	1.9%	0.0%	0.1%	0.2%	0.0%	0.0%	11.0%	
ADT 18593															
Comments: N/A															



LOCATION: Federal Hwy btwn SE 17th St and SR-84													QC JOB #: 11348608		
SPECIFIC LOCATION: 10 ft from													DIRECTION: SB		
CITY/STATE: Fort Lauderdale, FL													DATE: Oct 08 2013		
Start Time	Motor-cycles	Cars & Trailer	2 Axle Long	Buses	2 Axle 6 Tire	3 Axle Single	4 Axle Single	<5 Axle Double	5 Axle Double	>6 Axle Double	<6 Axle Multi	6 Axle Multi	>6 Axle Multi	Not Classified	Total
12:00 AM															
1:00 AM															
2:00 AM															
3:00 AM															
4:00 AM															
5:00 AM															
6:00 AM															
7:00 AM															
8:00 AM															
9:00 AM															
10:00 AM															
11:00 AM															
12:00 PM															
1:00 PM															
2:00 PM															
3:00 PM															
4:00 PM															
5:00 PM															
6:00 PM															
7:00 PM															
8:00 PM															
9:00 PM															
10:00 PM	0	47	67	3	11	0	0	7	0	1	0	0	0	10	
11:00 PM	2	187	179	3	22	0	0	13	0	1	1	0	0	47	455
Day Total	2	234	246	6	33	0	0	20	0	2	1	0	0	57	601
Percent	0.3%	38.9%	40.9%	1.0%	5.5%	0.0%	0.0%	3.3%	0.0%	0.3%	0.2%	0.0%	0.0%	9.5%	
AM Peak Volume															
PM Peak Volume	11:00 PM	11:00 PM	11:00 PM	10:45 PM	11:00 PM			11:00 PM		10:45 PM	11:00 PM			11:00 PM	11:00 PM
	2	187	179	3	22			13		1	1			47	455
Comments:	N/A														

LOCATION: Federal Hwy btwn SE 17th St and SR-84 SPECIFIC LOCATION: 10 ft from CITY/STATE: Fort Lauderdale, FL														QC JOB #: 11348608 DIRECTION: SB DATE: Oct 09 2013	
Start Time	Motor-cycles	Cars & Trailer	2 Axle Long	Buses	2 Axle 6 Tire	3 Axle Single	4 Axle Single	<5 Axle Double	5 Axle Double	>6 Axle Double	<6 Axle Multi	6 Axle Multi	>6 Axle Multi	Not Classified	Total
12:00 AM	0	95	128	2	8	0	0	6	0	0	2	0	0	9	250
1:00 AM	0	61	72	3	7	0	0	4	0	0	0	0	0	6	153
2:00 AM	1	38	59	0	7	0	0	2	0	0	0	0	0	2	109
3:00 AM	0	36	47	2	4	0	0	1	0	0	0	0	0	7	97
4:00 AM	0	45	66	0	10	0	0	6	0	0	0	0	0	7	134
5:00 AM	0	82	153	4	19	0	0	21	0	0	0	0	0	11	290
6:00 AM	0	181	266	8	62	0	0	27	1	1	2	0	0	63	611
7:00 AM	0	416	486	14	68	0	0	76	1	8	5	0	2	139	1215
8:00 AM	0	394	510	20	81	2	0	79	1	8	7	0	1	138	1241
9:00 AM	0	307	505	9	101	2	0	80	0	10	6	0	0	112	1132
10:00 AM	0	349	494	13	96	2	0	80	1	8	4	0	2	120	1169
11:00 AM	2	372	544	12	110	1	0	69	1	7	3	1	0	115	1237
12:00 PM	1	409	524	7	111	0	0	83	0	7	6	2	2	111	1263
1:00 PM	0	405	615	13	118	3	0	84	0	13	4	0	1	128	1384
2:00 PM	3	395	527	12	110	3	0	86	2	9	3	0	2	159	1311
3:00 PM	1	434	492	11	100	1	0	90	1	13	11	1	4	161	1320
4:00 PM	1	443	566	14	103	1	0	120	3	17	12	1	2	187	1470
5:00 PM	9	169	196	5	33	2	1	30	1	4	2	1	3	196	652
6:00 PM	1	397	562	15	62	1	0	94	0	6	11	1	3	147	1300
7:00 PM	0	417	485	5	57	1	0	67	1	7	4	1	2	88	1135
8:00 PM	0	326	434	3	38	1	0	40	2	6	3	1	0	67	921
9:00 PM	0	287	353	5	34	0	0	34	1	5	1	0	2	66	788
10:00 PM	1	240	280	4	27	0	0	31	0	1	0	0	1	40	625
11:00 PM	2	195	200	4	13	0	0	24	0	1	3	0	0	29	471
Day Total	22	6493	8564	185	1379	20	1	1234	16	131	89	9	27	2108	20278
Percent	0.1%	32.0%	42.2%	0.9%	6.8%	0.1%	0.0%	6.1%	0.1%	0.6%	0.4%	0.0%	0.1%	10.4%	
ADT 20278															
AM Peak Volume	11:00 AM	7:00 AM	11:00 AM	8:00 AM	11:00 AM	8:00 AM		9:00 AM	6:00 AM	9:00 AM	8:00 AM	11:00 AM	7:00 AM	7:00 AM	8:00 AM
	2	416	544	20	110	2		80	1	10	7	1	2	139	1241
PM Peak Volume	5:00 PM	4:00 PM	1:00 PM	6:00 PM	1:00 PM	1:00 PM	5:00 PM	4:00 PM	4:00 PM	4:00 PM	4:00 PM	12:00 PM	3:00 PM	5:00 PM	4:00 PM
	9	443	615	15	118	3	1	120	3	17	12	2	4	196	1470
<i>Comments:</i> N/A															

LOCATION: Federal Hwy btwn SE 17th St and SR-84 SPECIFIC LOCATION: 10 ft from CITY/STATE: Fort Lauderdale, FL														QC JOB #: 11348608 DIRECTION: SB DATE: Oct 10 2013	
Start Time	Motor-cycles	Cars & Trailer	2 Axle Long	Buses	2 Axle 6 Tire	3 Axle Single	4 Axle Single	<5 Axle Double	5 Axle Double	>6 Axle Double	<6 Axle Multi	6 Axle Multi	>6 Axle Multi	Not Classified	Total
12:00 AM	1	111	129	0	19	0	0	2	0	0	1	0	0	10	273
1:00 AM	1	58	92	1	7	0	0	5	0	0	0	0	0	3	167
2:00 AM	0	34	47	0	6	0	0	4	0	0	0	0	0	3	94
3:00 AM	0	29	38	0	4	0	0	1	0	0	0	0	0	2	74
4:00 AM	0	49	108	0	18	0	0	4	0	0	0	0	0	3	182
5:00 AM	0	110	152	2	24	0	0	8	1	1	0	0	0	19	317
6:00 AM	0	196	307	12	51	1	0	32	0	2	1	0	0	59	661
7:00 AM	1	377	485	10	69	0	1	94	1	6	9	0	0	125	1178
8:00 AM	2	404	519	13	73	3	0	103	1	8	9	0	4	124	1263
9:00 AM	1	313	509	11	74	1	0	85	0	15	2	2	0	119	1132
10:00 AM	0	320	535	14	127	2	0	80	0	5	2	0	1	124	1210
11:00 AM	0	345	557	13	106	2	0	94	1	10	10	1	1	114	1254
12:00 PM	0	418	587	16	117	1	0	82	0	10	5	1	1	129	1367
1:00 PM	4	408	544	8	92	2	1	107	0	12	6	0	2	155	1341
2:00 PM	0	381	565	12	114	1	0	109	1	18	7	1	2	121	1332
3:00 PM	0	415	579	17	104	4	0	88	2	14	13	1	3	150	1390
4:00 PM	4	356	431	8	89	2	1	94	1	13	10	1	1	200	1211
5:00 PM	10	49	61	0	10	5	1	13	0	3	1	2	0	168	323
6:00 PM	2	242	375	5	41	0	1	65	1	4	3	0	0	139	878
7:00 PM	1	467	511	5	50	0	1	72	1	18	6	0	1	109	1242
8:00 PM	0	376	420	7	47	0	0	55	0	8	2	0	0	87	1002
9:00 PM	1	373	379	5	41	0	0	45	0	2	3	0	0	62	911
10:00 PM	0	289	348	4	29	0	0	28	0	4	1	0	0	53	756
11:00 PM	1	242	262	5	22	0	0	21	0	2	0	0	0	40	595
Day Total	29	6362	8540	168	1334	24	6	1291	10	155	91	9	16	2118	20153
Percent	0.1%	31.6%	42.4%	0.8%	6.6%	0.1%	0.0%	6.4%	0.0%	0.8%	0.5%	0.0%	0.1%	10.5%	
ADT 20153															
AM Peak Volume	8:00 AM	8:00 AM	11:00 AM	10:00 AM	10:00 AM	8:00 AM	7:00 AM	8:00 AM	5:00 AM	9:00 AM	11:00 AM	9:00 AM	8:00 AM	7:00 AM	8:00 AM
	2	404	557	14	127	3	1	103	1	15	10	2	4	125	1263
PM Peak Volume	5:00 PM	7:00 PM	12:00 PM	3:00 PM	12:00 PM	5:00 PM	1:00 PM	2:00 PM	3:00 PM	2:00 PM	3:00 PM	5:00 PM	3:00 PM	4:00 PM	3:00 PM
	10	467	587	17	117	5	1	109	2	18	13	2	3	200	1390
<i>Comments:</i> N/A															

LOCATION: Federal Hwy btwn SE 17th St and SR-84 SPECIFIC LOCATION: 10 ft from CITY/STATE: Fort Lauderdale, FL														QC JOB #: 11348608 DIRECTION: SB DATE: Oct 11 2013	
Start Time	Motor-cycles	Cars & Trailer	2 Axle Long	Buses	2 Axle 6 Tire	3 Axle Single	4 Axle Single	<5 Axle Double	5 Axle Double	>6 Axle Double	<6 Axle Multi	6 Axle Multi	>6 Axle Multi	Not Classified	Total
12:00 AM	1	135	150	4	15	0	0	8	0	0	0	0	0	13	326
1:00 AM	0	82	85	0	6	0	0	8	0	0	0	0	0	10	191
2:00 AM	0	55	72	0	11	0	0	3	0	0	0	0	0	6	147
3:00 AM	0	44	62	1	4	0	0	3	0	0	0	0	0	5	119
4:00 AM	0	65	115	2	16	0	0	3	0	0	0	0	0	5	206
5:00 AM	1	107	171	2	34	0	0	14	0	0	0	0	0	15	344
6:00 AM	0	198	281	10	52	0	0	37	0	1	3	0	0	58	640
7:00 AM	1	352	471	11	55	1	0	77	0	12	2	0	0	121	1103
8:00 AM	1	388	495	10	63	1	0	100	2	11	7	0	3	128	1209
9:00 AM	2	322	511	12	111	3	0	84	0	13	4	0	0	114	1176
10:00 AM	0	332	521	12	113	2	0	103	0	12	6	0	1	107	1209
11:00 AM	0	387	510	7	117	1	0	80	0	13	9	1	1	156	1282
12:00 PM	1	354	584	10	118	3	0	94	1	16	3	1	3	141	1329
1:00 PM	0	287	562	15	132	4	0	96	0	13	6	0	2	128	1245
2:00 PM	1	334	657	10	108	3	0	105	0	16	14	0	1	134	1383
3:00 PM	1	373	671	12	136	5	0	118	0	14	7	0	4	176	1517
4:00 PM	6	272	476	16	90	2	0	73	1	9	4	3	3	204	1159
5:00 PM	7	57	94	2	6	4	1	7	1	0	2	0	1	157	339
6:00 PM	0	294	525	7	69	0	1	82	1	11	15	1	0	154	1160
7:00 PM	1	386	561	8	53	2	0	74	1	7	6	1	2	113	1215
8:00 PM	1	308	500	6	54	0	0	57	0	5	5	1	1	83	1021
9:00 PM	1	312	464	6	48	0	0	65	1	10	2	1	2	72	984
10:00 PM	0	315	494	15	47	0	0	63	0	7	7	0	3	80	1031
11:00 PM	0	276	400	6	51	0	0	36	0	4	4	0	0	69	846
Day Total	25	6035	9432	184	1509	31	2	1390	8	174	106	9	27	2249	21181
Percent	0.1%	28.5%	44.5%	0.9%	7.1%	0.1%	0.0%	6.6%	0.0%	0.8%	0.5%	0.0%	0.1%	10.6%	
ADT 21181															
AM Peak Volume	9:00 AM	8:00 AM	10:00 AM	9:00 AM	11:00 AM	9:00 AM		10:00 AM	8:00 AM	9:00 AM	11:00 AM	11:00 AM	8:00 AM	11:00 AM	11:00 AM
	2	388	521	12	117	3		103	2	13	9	1	3	156	1282
PM Peak Volume	5:00 PM	7:00 PM	3:00 PM	4:00 PM	3:00 PM	3:00 PM	5:00 PM	3:00 PM	12:00 PM	12:00 PM	6:00 PM	4:00 PM	3:00 PM	4:00 PM	3:00 PM
	7	386	671	16	136	5	1	118	1	16	15	3	4	204	1517
<i>Comments:</i> N/A															

LOCATION: Federal Hwy btwn SE 17th St and SR-84
SPECIFIC LOCATION: 10 ft from
CITY/STATE: Fort Lauderdale, FL

QC JOB #: 11348608
DIRECTION: SB
DATE: Oct 12 2013

Start Time	Motor-cycles	Cars & Trailer	2 Axle Long	Buses	2 Axle 6 Tire	3 Axle Single	4 Axle Single	<5 Axle Double	5 Axle Double	>6 Axle Double	<6 Axle Multi	6 Axle Multi	>6 Axle Multi	Not Classified	Total
12:00 AM	1	197	285	3	29	0	0	18	0	1	2	1	0	43	580
1:00 AM	0	114	195	2	12	0	0	14	0	1	1	0	0	28	367
2:00 AM	1	92	156	3	14	0	0	12	0	0	0	0	0	11	289
3:00 AM	0	101	144	1	18	0	0	9	0	0	0	0	0	14	287
4:00 AM	0	138	305	0	26	0	0	22	0	0	0	0	0	21	512
5:00 AM	0	70	193	3	31	0	0	16	0	1	0	0	0	11	325
6:00 AM	1	117	230	4	38	0	0	17	0	0	1	0	0	28	436
7:00 AM	2	158	304	7	42	1	0	37	1	2	1	0	0	45	600
8:00 AM	0	194	381	7	54	0	0	43	0	1	4	0	1	54	739
9:00 AM	2	217	465	4	85	0	0	70	0	8	2	0	1	77	931
10:00 AM	1	249	585	16	86	0	0	78	2	18	3	0	1	129	1168
11:00 AM	1	217	634	14	89	0	0	81	0	7	7	1	3	113	1167
12:00 PM	0	195	635	10	110	2	0	87	0	13	6	0	1	121	1180
1:00 PM	1	216	608	7	84	1	0	99	2	12	7	1	3	115	1156
2:00 PM	0	232	651	8	86	3	0	87	1	15	6	0	4	117	1210
3:00 PM	0	317	796	5	92	0	0	53	0	5	6	0	1	129	1404
4:00 PM	2	305	776	5	83	2	0	26	0	4	11	0	5	124	1343
5:00 PM	1	299	833	5	62	0	0	46	1	2	6	0	2	133	1390
6:00 PM	0	291	804	7	57	1	0	35	0	4	8	1	5	112	1325
7:00 PM	0	375	666	6	59	1	0	35	1	4	3	0	2	108	1260
8:00 PM	0	369	517	7	47	0	0	36	3	3	0	0	1	89	1072
9:00 PM	2	378	476	9	36	0	0	21	2	1	1	1	2	80	1009
10:00 PM	1	346	518	6	39	1	0	24	0	3	8	0	2	83	1031
11:00 PM	1	319	462	7	25	0	0	17	0	4	3	0	3	67	908
Day Total	17	5506	11619	146	1304	12	0	983	13	109	86	5	37	1852	21689
Percent	0.1%	25.4%	53.6%	0.7%	6.0%	0.1%	0.0%	4.5%	0.1%	0.5%	0.4%	0.0%	0.2%	8.5%	

ADT 21689	
---------------------	--

AM Peak	7:00 AM	10:00 AM	11:00 AM	10:00 AM	11:00 AM	7:00 AM		11:00 AM	10:00 AM	10:00 AM	11:00 AM	12:00 AM	11:00 AM	10:00 AM	10:00 AM
Volume	2	249	634	16	89	1		81	2	18	7	1	3	129	1168
PM Peak	4:00 PM	9:00 PM	5:00 PM	12:00 PM	12:00 PM	2:00 PM		1:00 PM	8:00 PM	2:00 PM	4:00 PM	1:00 PM	4:00 PM	5:00 PM	3:00 PM
Volume	2	378	833	10	110	3		99	3	15	11	1	5	133	1404

Comments: N/A

LOCATION: Federal Hwy btwn SE 17th St and SR-84 SPECIFIC LOCATION: 10 ft from CITY/STATE: Fort Lauderdale, FL														QC JOB #: 11348608 DIRECTION: SB DATE: Oct 13 2013	
Start Time	Motor-cycles	Cars & Trailer	2 Axle Long	Buses	2 Axle 6 Tire	3 Axle Single	4 Axle Single	<5 Axle Double	5 Axle Double	>6 Axle Double	<6 Axle Multi	6 Axle Multi	>6 Axle Multi	Not Classified	Total
12:00 AM	0	260	335	3	17	0	0	14	0	0	0	0	0	50	679
1:00 AM	0	170	219	1	17	0	0	7	0	0	0	0	0	18	432
2:00 AM	1	133	162	3	17	0	0	8	0	0	0	0	0	12	336
3:00 AM	0	92	116	0	8	0	0	5	0	0	0	0	0	12	233
4:00 AM	0	96	142	1	15	0	0	2	0	0	0	0	0	9	265
5:00 AM	0	83	215	0	36	0	0	4	0	0	0	0	0	6	344
6:00 AM	1	130	228	2	37	0	0	9	0	1	2	0	0	18	428
7:00 AM	0	207	263	5	42	0	0	17	0	0	0	0	0	44	578
8:00 AM	0	208	306	7	35	0	0	18	0	1	0	0	0	51	626
9:00 AM	1	252	396	7	52	0	0	20	1	4	0	0	0	68	801
10:00 AM	0	285	578	5	63	1	0	22	2	3	5	0	2	77	1043
11:00 AM	0	257	682	12	55	1	0	39	0	5	8	0	0	82	1141
12:00 PM	0	256	710	16	65	1	0	33	0	2	2	0	0	95	1180
1:00 PM	0	280	690	5	75	0	0	26	1	4	6	0	2	124	1213
2:00 PM	0	244	522	6	58	0	0	70	1	8	8	0	0	123	1040
3:00 PM	1	247	525	6	64	2	1	81	0	9	6	0	2	125	1069
4:00 PM	0	342	570	9	45	0	0	83	0	11	5	1	3	126	1195
5:00 PM	0	352	538	5	58	1	0	86	3	13	8	0	2	118	1184
6:00 PM	0	368	548	3	44	0	0	81	1	11	10	0	1	113	1180
7:00 PM	0	391	437	8	48	0	0	54	1	5	7	0	1	88	1040
8:00 PM	0	330	353	4	39	1	0	54	0	6	5	0	0	65	857
9:00 PM	2	292	277	5	34	0	0	43	0	3	1	0	1	35	693
10:00 PM	0	242	228	1	25	0	0	38	0	1	1	0	1	39	576
11:00 PM	1	210	197	1	29	0	0	25	0	4	0	0	1	23	491
Day Total	7	5727	9237	115	978	7	1	839	10	91	74	1	16	1521	18624
Percent	0.0%	30.8%	49.6%	0.6%	5.3%	0.0%	0.0%	4.5%	0.1%	0.5%	0.4%	0.0%	0.1%	8.2%	
ADT 18624															
AM Peak	2:00 AM	10:00 AM	11:00 AM	11:00 AM	10:00 AM	10:00 AM		11:00 AM	10:00 AM	11:00 AM	11:00 AM		10:00 AM	11:00 AM	11:00 AM
Volume	1	285	682	12	63	1		39	2	5	8		2	82	1141
PM Peak	9:00 PM	7:00 PM	12:00 PM	12:00 PM	1:00 PM	3:00 PM	3:00 PM	5:00 PM	5:00 PM	5:00 PM	6:00 PM	4:00 PM	4:00 PM	4:00 PM	1:00 PM
Volume	2	391	710	16	75	2	1	86	3	13	10	1	3	126	1213
<i>Comments:</i> N/A															

LOCATION: Federal Hwy btwn SE 17th St and SR-84 SPECIFIC LOCATION: 10 ft from CITY/STATE: Fort Lauderdale, FL														QC JOB #: 11348608 DIRECTION: SB DATE: Oct 14 2013	
Start Time	Motor-cycles	Cars & Trailer	2 Axle Long	Buses	2 Axle 6 Tire	3 Axle Single	4 Axle Single	<5 Axle Double	5 Axle Double	>6 Axle Double	<6 Axle Multi	6 Axle Multi	>6 Axle Multi	Not Classified	Total
12:00 AM	1	123	136	2	9	0	0	5	0	0	1	0	0	12	289
1:00 AM	0	55	87	0	9	0	0	4	0	0	0	0	0	5	160
2:00 AM	0	47	48	0	4	0	0	1	0	0	0	0	0	6	106
3:00 AM	0	29	55	1	4	0	0	4	0	0	0	0	0	5	98
4:00 AM	0	66	111	2	12	0	0	7	0	0	0	0	0	6	204
5:00 AM	0	128	184	3	28	0	0	22	0	0	0	0	0	14	379
6:00 AM	1	215	289	10	55	0	0	46	0	6	3	1	0	51	677
7:00 AM	1	399	437	9	77	0	0	71	1	10	6	0	1	129	1141
8:00 AM	0	384	592	14	76	2	0	56	1	5	5	1	2	111	1249
9:00 AM	4	297	547	8	101	0	0	36	0	10	9	0	4	111	1127
10:00 AM	0	307	599	9	95	1	0	40	1	7	3	0	1	85	1148
11:00 AM	1	263	662	12	107	1	0	39	0	7	6	0	1	111	1210
12:00 PM	0	249	645	13	140	2	0	38	0	2	2	0	0	113	1204
1:00 PM	0	326	700	17	131	1	0	39	0	3	3	0	1	111	1332
2:00 PM	0	368	681	9	148	1	0	38	0	4	6	0	0	105	1360
3:00 PM	1	416	750	16	98	2	0	48	3	6	5	0	3	160	1508
4:00 PM	3	343	700	16	87	1	0	56	2	4	12	1	2	182	1409
5:00 PM	5	104	208	5	25	2	0	13	3	1	1	0	2	119	488
6:00 PM	0	403	720	11	74	2	0	36	0	4	2	0	4	121	1377
7:00 PM	0	444	541	5	43	0	0	30	1	4	1	0	0	69	1138
8:00 PM	1	385	393	4	35	0	0	13	0	1	5	0	0	58	895
9:00 PM	0	322	324	2	32	0	0	20	0	1	5	0	0	54	760
10:00 PM	0	267	270	3	30	0	0	12	0	1	1	0	0	42	626
11:00 PM	0	212	197	2	16	0	0	12	0	3	1	0	0	25	468
Day Total	18	6152	9876	173	1436	15	0	686	12	79	77	3	21	1805	20353
Percent	0.1%	30.2%	48.5%	0.8%	7.1%	0.1%	0.0%	3.4%	0.1%	0.4%	0.4%	0.0%	0.1%	8.9%	
ADT 20353															
AM Peak	9:00 AM	7:00 AM	11:00 AM	8:00 AM	11:00 AM	8:00 AM		7:00 AM	7:00 AM	7:00 AM	9:00 AM	6:00 AM	9:00 AM	7:00 AM	8:00 AM
Volume	4	399	662	14	107	2		71	1	10	9	1	4	129	1249
PM Peak	5:00 PM	7:00 PM	3:00 PM	1:00 PM	2:00 PM	12:00 PM		4:00 PM	3:00 PM	3:00 PM	4:00 PM	4:00 PM	6:00 PM	4:00 PM	3:00 PM
Volume	5	444	750	17	148	2		56	3	6	12	1	4	182	1508
Comments: N/A															

LOCATION: Federal Hwy btwn SE 17th St and SR-84 SPECIFIC LOCATION: 10 ft from CITY/STATE: Fort Lauderdale, FL														QC JOB #: 11348608 DIRECTION: SB DATE: Oct 15 2013	
Start Time	Motor-cycles	Cars & Trailer	2 Axle Long	Buses	2 Axle 6 Tire	3 Axle Single	4 Axle Single	<5 Axle Double	5 Axle Double	>6 Axle Double	<6 Axle Multi	6 Axle Multi	>6 Axle Multi	Not Classified	Total
12:00 AM	2	79	121	3	16	0	0	5	0	1	0	0	0	9	236
1:00 AM	1	60	58	0	5	0	0	3	0	0	1	0	0	2	130
2:00 AM	0	41	46	0	2	0	0	1	0	0	0	0	0	1	91
3:00 AM	0	39	48	1	6	0	0	1	0	0	0	0	0	4	99
4:00 AM	0	67	119	2	16	0	0	5	0	0	0	0	0	7	216
5:00 AM	1	119	166	2	29	0	0	10	0	0	0	0	0	13	340
6:00 AM	0	215	321	12	51	1	0	29	1	4	4	0	1	56	695
7:00 AM	3	428	552	11	72	1	0	46	0	6	8	0	0	117	1244
8:00 AM	1	420	483	17	63	3	0	87	1	18	5	0	1	142	1241
9:00 AM	1	351	485	12	110	3	0	91	2	12	3	0	2	109	1181
10:00 AM	0	297	570	9	124	0	0	84	0	6	11	1	2	110	1214
11:00 AM	0	226	519	13	121	2	0	55	0	6	1	0	2	106	1051
12:00 PM	0	241	528	10	117	1	0	77	2	12	9	0	3	129	1129
1:00 PM	3	221	433	8	109	4	0	65	1	2	3	0	0	139	988
2:00 PM	0	367	606	20	138	4	0	93	0	5	12	0	0	119	1364
3:00 PM	2	454	628	18	138	1	0	111	0	12	4	0	1	142	1511
4:00 PM	1	393	494	12	96	1	0	99	1	10	12	0	4	163	1286
5:00 PM	6	46	50	1	4	3	0	7	2	1	1	0	0	142	263
6:00 PM	3	405	488	10	65	2	0	94	0	12	4	0	1	145	1229
7:00 PM	0	338	489	6	51	0	0	79	0	8	2	0	2	92	1067
8:00 PM	2	347	360	6	49	0	0	51	0	6	2	0	0	80	903
9:00 PM	0	352	340	6	30	0	0	28	0	6	1	0	1	56	820
10:00 PM	1	264	292	1	25	1	0	22	0	0	4	0	0	48	658
11:00 PM	0	213	214	4	21	1	0	15	0	1	0	0	1	28	498
Day Total	27	5983	8410	184	1458	28	0	1158	10	128	87	1	21	1959	19454
Percent	0.1%	30.8%	43.2%	0.9%	7.5%	0.1%	0.0%	6.0%	0.1%	0.7%	0.4%	0.0%	0.1%	10.1%	
ADT 19454															
AM Peak	7:00 AM	7:00 AM	10:00 AM	8:00 AM	10:00 AM	8:00 AM		9:00 AM	9:00 AM	8:00 AM	10:00 AM	10:00 AM	9:00 AM	8:00 AM	7:00 AM
Volume	3	428	570	17	124	3		91	2	18	11	1	2	142	1244
PM Peak	5:00 PM	3:00 PM	3:00 PM	2:00 PM	2:00 PM	1:00 PM		3:00 PM	12:00 PM	12:00 PM	2:00 PM		4:00 PM	4:00 PM	3:00 PM
Volume	6	454	628	20	138	4		111	2	12	12		4	163	1511
<i>Comments:</i> N/A															

LOCATION: Federal Hwy btwn SE 17th St and SR-84 SPECIFIC LOCATION: 10 ft from CITY/STATE: Fort Lauderdale, FL														QC JOB #: 11348608 DIRECTION: SB DATE: Oct 16 2013	
Start Time	Motor-cycles	Cars & Trailer	2 Axle Long	Buses	2 Axle 6 Tire	3 Axle Single	4 Axle Single	<5 Axle Double	5 Axle Double	>6 Axle Double	<6 Axle Multi	6 Axle Multi	>6 Axle Multi	Not Classified	Total
12:00 AM	1	137	136	1	13	0	0	3	0	1	1	0	0	15	308
1:00 AM	1	73	42	0	5	0	0	5	0	0	0	0	0	2	128
2:00 AM	0	47	50	3	5	0	0	0	0	0	0	0	0	4	109
3:00 AM	0	38	40	2	2	0	0	1	0	0	0	0	0	7	90
4:00 AM	0	62	90	0	11	0	0	2	0	0	0	0	0	3	168
5:00 AM	0	129	164	3	26	0	0	11	0	0	1	0	0	13	347
6:00 AM	0	228	341	7	47	0	0	15	0	3	0	0	0	55	696
7:00 AM	0	404	514	15	79	1	0	48	0	3	4	0	3	133	1204
8:00 AM	1	467	565	12	65	1	0	53	2	13	11	0	2	133	1325
9:00 AM	0	362	622	10	94	1	0	46	1	3	6	0	1	89	1235
10:00 AM	1	304	649	11	116	0	0	44	1	8	6	1	0	88	1229
11:00 AM	0	388	645	18	114	1	0	53	0	7	3	0	1	113	1343
12:00 PM	2	350	701	18	101	3	0	45	0	4	5	1	0	138	1368
1:00 PM	0	295	615	13	102	3	0	45	0	6	12	0	2	144	1237
2:00 PM															
3:00 PM															
4:00 PM															
5:00 PM															
6:00 PM															
7:00 PM															
8:00 PM															
9:00 PM															
10:00 PM															
11:00 PM															
Day Total	6	3284	5174	113	780	10	0	371	4	48	49	2	9	937	10787
Percent	0.1%	30.4%	48.0%	1.0%	7.2%	0.1%	0.0%	3.4%	0.0%	0.4%	0.5%	0.0%	0.1%	8.7%	
AM Peak	12:00 AM	8:00 AM	10:00 AM	11:00 AM	10:00 AM	7:00 AM		8:00 AM	8:00 AM	8:00 AM	8:00 AM	10:00 AM	7:00 AM	7:00 AM	11:00 AM
Volume	1	467	649	18	116	1		53	2	13	11	1	3	133	1343
PM Peak	12:00 PM	12:00 PM	12:00 PM	12:00 PM	1:00 PM	12:00 PM		12:00 PM		1:00 PM	1:00 PM	12:00 PM	1:00 PM	1:00 PM	12:00 PM
Volume	2	350	701	18	102	3		45		6	12	1	2	144	1368
<i>Comments:</i> N/A															

LOCATION: Federal Hwy btwn SE 17th St and SR-84													QC JOB #: 11348608		
SPECIFIC LOCATION: 10 ft from													DIRECTION: SB		
CITY/STATE: Fort Lauderdale, FL													DATE: Oct 08 2013 - Oct 16 2013		
Start Time	Motor-cycles	Cars & Trailer	2 Axle Long	Buses	2 Axle 6 Tire	3 Axle Single	4 Axle Single	<5 Axle Double	5 Axle Double	>6 Axle Double	<6 Axle Multi	6 Axle Multi	>6 Axle Multi	Not Classified	Total
Grand Total	153	45776	71098	1274	10211	147	10	7972	83	917	660	39	174	14606	153120
Percent	0.1%	29.9%	46.4%	0.8%	6.7%	0.1%	0.0%	5.2%	0.1%	0.6%	0.4%	0.0%	0.1%	9.5%	
ADT 20241															
Comments: N/A															



Federal Highway:

1st Link South of SR-84

No Vehicle Classification

LOCATION: Eisenhower Blvd btwn SE 17th St and SE 18th St (north of Convention Center Access)
SPECIFIC LOCATION: 10 ft from
CITY/STATE: Fort Lauderdale, FL

QC JOB #: 11348610
DIRECTION: NB
DATE: Oct 08 2013

Start Time	Motor-cycles	Cars & Trailer	2 Axle Long	Buses	2 Axle 6 Tire	3 Axle Single	4 Axle Single	<5 Axle Double	5 Axle Double	>6 Axle Double	<6 Axle Multi	6 Axle Multi	>6 Axle Multi	Not Classified	Total
12:00 AM	0	3	0	0	0	0	0	0	0	0	0	0	0	2	5
1:00 AM	0	4	1	0	0	0	0	0	0	0	0	0	0	1	6
2:00 AM	0	6	0	0	0	0	0	0	0	0	0	0	0	0	6
3:00 AM	0	3	1	0	0	0	0	0	0	0	0	0	0	2	6
4:00 AM	0	2	0	0	0	0	0	0	0	0	0	0	0	0	2
5:00 AM	0	6	2	0	0	1	0	0	0	0	0	0	0	0	9
6:00 AM	1	23	3	0	0	0	0	0	0	2	0	0	0	5	34
7:00 AM	3	26	5	2	5	1	0	0	0	0	0	0	0	7	49
8:00 AM	0	93	6	1	2	1	0	2	0	0	0	0	0	9	114
9:00 AM	2	74	5	0	3	0	0	1	0	0	0	0	0	12	97
10:00 AM	1	65	9	0	1	0	0	1	0	0	0	0	0	13	90
11:00 AM	4	136	36	0	9	0	0	0	0	0	1	0	0	19	205
12:00 PM	0	217	22	0	3	0	0	1	0	0	0	0	0	18	261
1:00 PM	1	102	16	0	4	0	0	0	0	0	0	0	0	17	140
2:00 PM	1	100	11	1	0	0	0	0	0	0	0	0	0	9	122
3:00 PM	1	121	11	0	4	0	0	0	0	0	0	0	0	9	146
4:00 PM	2	125	15	0	3	0	0	0	0	0	0	0	0	13	158
5:00 PM	0	181	12	1	4	0	0	0	0	0	0	0	0	18	216
6:00 PM	0	82	7	0	0	0	0	0	0	0	0	0	0	14	103
7:00 PM	0	59	5	0	2	0	0	1	0	0	0	0	0	7	74
8:00 PM	0	71	9	0	0	0	0	0	0	0	0	0	0	6	86
9:00 PM	0	109	4	0	0	0	0	0	0	0	0	0	0	4	117
10:00 PM	0	36	4	0	0	0	0	0	0	0	0	0	0	3	43
11:00 PM	2	28	0	0	0	0	0	0	0	0	0	0	0	3	33
Day Total	18	1672	184	5	40	3	0	6	0	2	1	0	0	191	2122
Percent	0.8%	78.8%	8.7%	0.2%	1.9%	0.1%	0.0%	0.3%	0.0%	0.1%	0.0%	0.0%	0.0%	9.0%	



Day Total	18	1672	184	5	40	3	0	6	0	2	1	0	0	191	2122
Percent	0.8%	78.8%	8.7%	0.2%	1.9%	0.1%	0.0%	0.3%	0.0%	0.1%	0.0%	0.0%	0.0%	9.0%	



AM Peak	11:00 AM	11:00 AM	11:00 AM	7:00 AM	11:00 AM	5:00 AM		8:00 AM		6:00 AM	11:00 AM			11:00 AM	11:00 AM
Volume	4	136	36	2	9	1		2		2	1			19	205
PM Peak	4:00 PM	12:00 PM	12:00 PM	2:00 PM	1:00 PM			12:00 PM						12:00 PM	12:00 PM
Volume	2	217	22	1	4			1						18	261

Comments: N/A

LOCATION: Eisenhower Blvd btwn SE 17th St and SE 18th St (north of Convention Center Access) SPECIFIC LOCATION: 10 ft from CITY/STATE: Fort Lauderdale, FL														QC JOB #: 11348610 DIRECTION: NB DATE: Oct 09 2013	
Start Time	Motor-cycles	Cars & Trailer	2 Axle Long	Buses	2 Axle 6 Tire	3 Axle Single	4 Axle Single	<5 Axle Double	5 Axle Double	>6 Axle Double	<6 Axle Multi	6 Axle Multi	>6 Axle Multi	Not Classified	Total
12:00 AM	0	8	2	0	0	0	0	0	0	0	0	0	0	0	10
1:00 AM	0	4	0	0	0	0	0	0	0	0	0	0	0	0	4
2:00 AM	0	4	0	0	0	0	0	0	0	0	0	0	0	1	5
3:00 AM	0	3	0	0	0	0	0	0	0	0	0	0	0	0	3
4:00 AM	0	1	1	0	0	0	0	0	0	0	0	0	0	0	2
5:00 AM	1	5	1	0	0	0	0	0	0	2	0	0	0	2	11
6:00 AM	0	19	2	0	1	0	0	2	0	0	0	0	0	1	25
7:00 AM	1	39	9	0	3	0	0	0	0	0	0	0	0	4	56
8:00 AM	0	67	6	0	3	0	0	1	0	0	0	0	0	5	82
9:00 AM	0	85	10	0	4	0	0	2	0	1	0	0	0	8	110
10:00 AM	2	67	11	1	3	1	0	3	1	0	0	0	0	12	101
11:00 AM	3	119	33	0	11	2	0	3	1	0	0	0	0	16	188
12:00 PM	2	170	28	1	5	2	0	2	0	0	0	0	0	23	233
1:00 PM	0	109	12	1	7	0	0	0	1	0	0	0	0	10	140
2:00 PM	1	116	15	0	3	1	0	2	0	0	0	0	0	12	150
3:00 PM	0	95	21	0	4	0	0	2	0	0	0	0	0	17	139
4:00 PM	3	152	21	1	2	0	0	0	0	0	0	0	0	22	201
5:00 PM	0	176	12	0	3	0	0	0	0	0	0	0	0	13	204
6:00 PM	1	97	8	0	1	1	0	0	0	0	0	0	0	8	116
7:00 PM	0	54	8	0	1	0	0	0	0	0	0	0	0	5	68
8:00 PM	0	81	3	0	0	0	0	0	0	0	0	0	0	7	91
9:00 PM	0	86	9	0	0	0	0	0	0	0	0	0	0	1	96
10:00 PM	0	39	0	0	0	0	0	0	0	0	0	0	0	1	40
11:00 PM	0	19	0	0	0	0	0	0	0	0	0	0	0	0	19
Day Total	14	1615	212	4	51	7	0	17	3	3	0	0	0	168	2094
Percent	0.7%	77.1%	10.1%	0.2%	2.4%	0.3%	0.0%	0.8%	0.1%	0.1%	0.0%	0.0%	0.0%	8.0%	
ADT 2094															
AM Peak	11:00 AM	11:00 AM	11:00 AM	10:00 AM	11:00 AM	11:00 AM		10:00 AM	10:00 AM	5:00 AM				11:00 AM	11:00 AM
Volume	3	119	33	1	11	2		3	1	2				16	188
PM Peak	4:00 PM	5:00 PM	12:00 PM	12:00 PM	1:00 PM	12:00 PM		12:00 PM	1:00 PM					12:00 PM	12:00 PM
Volume	3	176	28	1	7	2		2	1					23	233
<i>Comments:</i> N/A															

LOCATION: Eisenhower Blvd btwn SE 17th St and SE 18th St (north of Convention Center Access) SPECIFIC LOCATION: 10 ft from CITY/STATE: Fort Lauderdale, FL														QC JOB #: 11348610 DIRECTION: NB DATE: Oct 10 2013	
Start Time	Motor-cycles	Cars & Trailer	2 Axle Long	Buses	2 Axle 6 Tire	3 Axle Single	4 Axle Single	<5 Axle Double	5 Axle Double	>6 Axle Double	<6 Axle Multi	6 Axle Multi	>6 Axle Multi	Not Classified	Total
12:00 AM	0	1	0	0	0	0	0	0	0	0	0	0	0	1	2
1:00 AM	0	1	1	0	0	0	0	0	0	0	0	0	0	0	2
2:00 AM	0	5	1	0	0	0	0	0	0	0	0	0	0	1	7
3:00 AM	0	2	0	0	0	0	0	0	0	0	0	0	0	0	2
4:00 AM	0	1	0	0	0	0	0	0	0	0	0	0	0	0	1
5:00 AM	0	6	2	0	1	0	0	1	0	2	0	0	0	1	13
6:00 AM	0	20	4	0	1	0	0	1	0	0	0	0	0	2	28
7:00 AM	0	36	6	0	2	0	0	1	0	0	0	0	0	7	52
8:00 AM	1	78	12	0	5	0	0	1	0	0	0	0	0	11	108
9:00 AM	0	89	17	0	4	0	0	1	0	0	0	0	0	13	124
10:00 AM	0	99	33	2	7	0	0	2	0	1	0	0	0	7	151
11:00 AM	4	175	58	2	15	1	0	2	0	0	0	0	0	22	279
12:00 PM	3	232	45	0	15	0	0	3	0	1	0	0	0	33	332
1:00 PM	4	173	40	0	7	1	0	0	1	0	0	0	0	13	239
2:00 PM	2	115	26	1	3	0	0	0	0	0	0	0	0	12	159
3:00 PM	0	112	19	0	4	0	0	1	0	0	0	0	0	11	147
4:00 PM	0	184	23	0	3	0	0	1	0	0	0	0	0	16	227
5:00 PM	0	160	9	0	4	0	0	0	0	0	0	0	0	12	185
6:00 PM	1	89	11	0	1	0	0	0	0	0	0	0	0	8	110
7:00 PM	1	64	5	0	1	0	0	1	0	0	0	0	0	4	76
8:00 PM	0	68	4	0	0	0	0	0	0	0	0	0	0	4	76
9:00 PM	0	46	4	0	0	0	0	0	0	0	0	0	0	1	51
10:00 PM	2	45	1	0	0	0	0	0	0	0	0	0	0	12	60
11:00 PM	0	38	4	0	0	0	0	0	0	0	0	0	0	3	45
Day Total	18	1839	325	5	73	2	0	15	1	4	0	0	0	194	2476
Percent	0.7%	74.3%	13.1%	0.2%	2.9%	0.1%	0.0%	0.6%	0.0%	0.2%	0.0%	0.0%	0.0%	7.8%	
ADT 2476															
AM Peak	11:00 AM	11:00 AM	11:00 AM	10:00 AM	11:00 AM	11:00 AM		10:00 AM		5:00 AM				11:00 AM	11:00 AM
Volume	4	175	58	2	15	1		2		2				22	279
PM Peak	1:00 PM	12:00 PM	12:00 PM	2:00 PM	12:00 PM	1:00 PM		12:00 PM	1:00 PM	12:00 PM				12:00 PM	12:00 PM
Volume	4	232	45	1	15	1		3	1	1				33	332
<i>Comments:</i> N/A															

LOCATION: Eisenhower Blvd btwn SE 17th St and SE 18th St (north of Convention Center Access) SPECIFIC LOCATION: 10 ft from CITY/STATE: Fort Lauderdale, FL														QC JOB #: 11348610 DIRECTION: NB DATE: Oct 11 2013	
Start Time	Motor-cycles	Cars & Trailer	2 Axle Long	Buses	2 Axle 6 Tire	3 Axle Single	4 Axle Single	<5 Axle Double	5 Axle Double	>6 Axle Double	<6 Axle Multi	6 Axle Multi	>6 Axle Multi	Not Classified	Total
12:00 AM	0	23	2	0	0	0	0	0	0	0	0	0	0	2	27
1:00 AM	0	7	0	0	0	0	0	1	0	0	0	0	0	1	9
2:00 AM	0	3	0	0	0	0	0	0	0	0	0	0	0	0	3
3:00 AM	0	2	1	0	0	0	0	0	0	0	0	0	0	0	3
4:00 AM	0	2	3	0	0	0	0	0	0	0	0	0	0	0	5
5:00 AM	0	14	0	0	3	1	0	0	0	0	0	0	0	1	19
6:00 AM	0	21	6	0	2	0	0	2	0	1	0	0	0	1	33
7:00 AM	0	53	9	0	0	0	0	2	0	0	0	0	0	4	68
8:00 AM	2	79	15	2	3	0	0	1	0	0	0	0	0	14	116
9:00 AM	0	79	24	0	9	1	0	2	0	0	0	0	0	18	133
10:00 AM	2	98	14	0	5	3	0	0	1	0	0	0	0	14	137
11:00 AM	0	127	25	0	16	0	0	4	0	0	0	0	0	15	187
12:00 PM	0	153	35	2	11	0	0	1	0	0	0	0	0	20	222
1:00 PM	3	122	28	0	7	0	0	2	0	0	0	0	0	31	193
2:00 PM	1	162	27	1	4	0	0	0	0	0	0	0	0	10	205
3:00 PM	2	159	15	0	6	0	0	2	0	0	0	0	0	12	196
4:00 PM	1	165	30	1	2	0	0	0	0	0	0	0	0	16	215
5:00 PM	0	218	21	0	4	0	0	0	0	0	0	0	0	18	261
6:00 PM	1	124	15	0	2	0	0	0	0	0	0	0	0	9	151
7:00 PM	2	140	21	0	2	0	0	0	0	0	0	0	0	10	175
8:00 PM	1	178	14	0	1	0	0	0	0	0	0	0	0	7	201
9:00 PM	0	198	22	1	1	0	0	0	0	0	0	0	0	9	231
10:00 PM	1	144	14	0	4	0	0	0	0	0	0	0	0	13	176
11:00 PM	1	112	10	1	2	0	0	0	0	0	0	0	0	7	133
Day Total	17	2383	351	8	84	5	0	17	1	1	0	0	0	232	3099
Percent	0.5%	76.9%	11.3%	0.3%	2.7%	0.2%	0.0%	0.5%	0.0%	0.0%	0.0%	0.0%	0.0%	7.5%	
ADT 3099															
AM Peak	8:00 AM	11:00 AM	11:00 AM	8:00 AM	11:00 AM	10:00 AM		11:00 AM	10:00 AM	6:00 AM				9:00 AM	11:00 AM
Volume	2	127	25	2	16	3		4	1	1				18	187
PM Peak	1:00 PM	5:00 PM	12:00 PM	12:00 PM	12:00 PM			1:00 PM						1:00 PM	5:00 PM
Volume	3	218	35	2	11			2						31	261
<i>Comments:</i> N/A															

LOCATION: Eisenhower Blvd btwn SE 17th St and SE 18th St (north of Convention Center Access) SPECIFIC LOCATION: 10 ft from CITY/STATE: Fort Lauderdale, FL														QC JOB #: 11348610 DIRECTION: NB DATE: Oct 12 2013	
Start Time	Motor-cycles	Cars & Trailer	2 Axle Long	Buses	2 Axle 6 Tire	3 Axle Single	4 Axle Single	<5 Axle Double	5 Axle Double	>6 Axle Double	<6 Axle Multi	6 Axle Multi	>6 Axle Multi	Not Classified	Total
12:00 AM	1	72	8	0	2	0	0	0	0	0	0	0	0	11	94
1:00 AM	0	58	4	0	0	0	0	0	0	0	0	0	0	5	67
2:00 AM	0	53	2	0	0	0	0	0	0	0	0	0	0	4	59
3:00 AM	0	144	10	0	0	0	0	0	0	0	0	0	0	5	159
4:00 AM	0	345	27	0	2	0	0	0	0	0	0	0	0	15	389
5:00 AM	0	32	5	0	0	0	0	0	0	0	0	0	0	2	39
6:00 AM	0	36	6	0	0	0	0	0	0	0	0	0	0	1	43
7:00 AM	0	44	6	0	6	0	0	2	0	0	0	0	0	8	66
8:00 AM	0	80	19	1	7	0	0	2	0	0	0	0	0	8	117
9:00 AM	0	121	33	0	13	0	0	0	0	0	0	0	0	19	186
10:00 AM	2	152	34	0	14	0	0	0	0	0	0	0	0	9	211
11:00 AM	1	228	45	2	16	0	0	0	0	0	1	0	0	19	312
12:00 PM	2	267	49	0	19	0	0	3	0	0	0	0	0	69	409
1:00 PM	4	305	47	0	17	0	0	2	0	0	0	0	0	26	401
2:00 PM	2	257	40	1	12	0	0	1	0	0	0	0	0	34	347
3:00 PM	1	242	30	0	4	0	0	0	0	0	0	0	0	14	291
4:00 PM	2	206	39	0	4	0	0	0	0	0	0	0	0	9	260
5:00 PM	0	223	29	0	1	0	0	2	0	0	0	0	0	13	268
6:00 PM	1	168	26	0	5	0	0	1	0	0	0	0	0	11	212
7:00 PM	0	47	7	0	2	0	0	0	0	0	0	0	0	11	67
8:00 PM	0	38	3	0	0	0	0	0	0	0	0	0	0	4	45
9:00 PM	0	47	9	0	1	0	0	0	0	0	0	0	0	2	59
10:00 PM	1	46	8	1	2	0	0	0	0	0	0	0	0	3	61
11:00 PM	2	23	3	0	0	0	0	0	0	0	0	0	0	2	30
Day Total	19	3234	489	5	127	0	0	13	0	0	1	0	0	304	4192
Percent	0.5%	77.1%	11.7%	0.1%	3.0%	0.0%	0.0%	0.3%	0.0%	0.0%	0.0%	0.0%	0.0%	7.3%	
ADT 4192															
AM Peak Volume	10:00 AM 2	4:00 AM 345	11:00 AM 45	11:00 AM 2	11:00 AM 16			7:00 AM 2			11:00 AM 1			9:00 AM 19	4:00 AM 389
PM Peak Volume	1:00 PM 4	1:00 PM 305	12:00 PM 49	2:00 PM 1	12:00 PM 19			12:00 PM 3						12:00 PM 69	12:00 PM 409
<i>Comments:</i> N/A															

LOCATION: Eisenhower Blvd btwn SE 17th St and SE 18th St (north of Convention Center Access) SPECIFIC LOCATION: 10 ft from CITY/STATE: Fort Lauderdale, FL														QC JOB #: 11348610 DIRECTION: NB DATE: Oct 13 2013	
Start Time	Motor-cycles	Cars & Trailer	2 Axle Long	Buses	2 Axle 6 Tire	3 Axle Single	4 Axle Single	<5 Axle Double	5 Axle Double	>6 Axle Double	<6 Axle Multi	6 Axle Multi	>6 Axle Multi	Not Classified	Total
12:00 AM	0	10	1	0	0	0	0	0	0	0	0	0	0	1	12
1:00 AM	0	6	1	0	0	0	0	0	0	0	0	0	0	1	8
2:00 AM	0	5	0	0	0	0	0	0	0	0	0	0	0	0	5
3:00 AM	0	2	0	0	0	0	0	0	0	0	0	0	0	1	3
4:00 AM	0	7	2	0	1	0	0	0	0	0	0	0	0	0	10
5:00 AM	0	13	9	0	0	0	0	0	0	0	0	0	0	1	23
6:00 AM	0	31	7	1	3	0	0	0	0	0	0	0	0	1	43
7:00 AM	0	62	15	0	11	0	0	1	0	0	0	0	0	3	92
8:00 AM	1	90	20	0	12	0	0	1	0	0	0	0	0	7	131
9:00 AM	1	104	38	2	17	0	0	1	0	0	0	0	0	12	175
10:00 AM	0	159	56	2	13	0	0	2	0	0	0	0	0	18	250
11:00 AM	2	241	71	3	26	0	0	1	0	0	1	0	0	36	381
12:00 PM	1	254	77	3	15	0	0	3	0	0	0	0	1	29	383
1:00 PM	1	259	59	0	19	1	0	0	0	0	0	0	0	18	357
2:00 PM	1	246	47	0	6	0	0	1	0	0	0	0	0	17	318
3:00 PM	0	215	34	0	4	0	0	1	0	0	0	0	0	21	275
4:00 PM	0	199	21	0	2	0	0	1	0	0	0	0	0	21	244
5:00 PM	1	213	27	1	5	0	0	1	0	0	0	0	0	17	265
6:00 PM	2	69	7	0	3	0	0	1	1	0	0	0	0	8	91
7:00 PM	1	34	3	0	0	1	0	0	0	0	0	0	0	0	39
8:00 PM	0	28	4	0	1	0	0	0	0	0	0	0	0	3	36
9:00 PM	0	32	3	0	0	0	0	0	0	0	0	0	0	6	41
10:00 PM	0	18	3	0	0	0	0	0	0	0	0	0	0	1	22
11:00 PM	0	19	0	0	0	0	0	0	0	0	0	0	0	0	19
Day Total	11	2316	505	12	138	2	0	14	1	0	1	0	1	222	3223
Percent	0.3%	71.9%	15.7%	0.4%	4.3%	0.1%	0.0%	0.4%	0.0%	0.0%	0.0%	0.0%	0.0%	6.9%	
ADT 3223															
AM Peak	11:00 AM	11:00 AM	11:00 AM	11:00 AM	11:00 AM			10:00 AM			11:00 AM			11:00 AM	11:00 AM
Volume	2	241	71	3	26			2			1			36	381
PM Peak	6:00 PM	1:00 PM	12:00 PM	12:00 PM	1:00 PM	1:00 PM		12:00 PM	6:00 PM				12:00 PM	12:00 PM	12:00 PM
Volume	2	259	77	3	19	1		3	1				1	29	383
<i>Comments:</i> N/A															

LOCATION: Eisenhower Blvd btwn SE 17th St and SE 18th St (north of Convention Center Access) SPECIFIC LOCATION: 10 ft from CITY/STATE: Fort Lauderdale, FL														QC JOB #: 11348610 DIRECTION: NB DATE: Oct 14 2013	
Start Time	Motor-cycles	Cars & Trailer	2 Axle Long	Buses	2 Axle 6 Tire	3 Axle Single	4 Axle Single	<5 Axle Double	5 Axle Double	>6 Axle Double	<6 Axle Multi	6 Axle Multi	>6 Axle Multi	Not Classified	Total
12:00 AM	0	5	1	0	0	0	0	0	0	0	0	0	0	0	6
1:00 AM	0	7	0	0	0	0	0	0	0	0	0	0	0	0	7
2:00 AM	0	3	1	0	0	0	0	0	0	0	0	0	0	0	4
3:00 AM	1	2	1	0	0	0	0	0	0	0	0	0	0	3	7
4:00 AM	0	3	1	0	0	0	0	0	0	0	0	0	0	3	7
5:00 AM	0	1	1	0	0	0	0	0	0	0	0	0	0	0	2
6:00 AM	0	30	5	0	0	0	0	0	0	2	0	0	0	5	42
7:00 AM	0	31	5	0	1	0	0	0	0	0	0	0	0	1	38
8:00 AM	1	64	12	1	3	0	0	1	1	1	0	0	0	8	92
9:00 AM	0	63	6	1	7	1	0	1	0	0	0	0	0	10	89
10:00 AM	3	69	17	0	5	1	0	1	0	0	0	0	0	11	107
11:00 AM	0	134	35	0	5	0	0	2	1	0	0	0	0	21	198
12:00 PM	0	162	32	0	10	0	0	1	0	0	0	0	0	24	229
1:00 PM	2	84	12	1	7	0	0	0	0	0	0	1	0	13	120
2:00 PM	1	85	15	1	5	0	0	0	0	0	0	0	0	11	118
3:00 PM	2	108	24	0	2	0	0	0	0	0	0	0	0	14	150
4:00 PM	1	137	16	0	2	0	0	0	0	0	0	0	0	33	189
5:00 PM	1	144	13	0	2	0	0	0	0	0	0	0	0	14	174
6:00 PM	1	68	6	0	3	0	0	0	0	0	0	0	0	7	85
7:00 PM	0	59	0	0	1	0	0	0	0	0	0	0	0	6	66
8:00 PM	0	75	1	0	1	0	0	0	0	0	0	0	0	4	81
9:00 PM	0	44	1	0	0	0	0	0	0	0	0	0	0	5	50
10:00 PM	1	35	6	0	0	0	0	0	0	0	0	0	0	5	47
11:00 PM	0	14	2	0	0	0	0	0	0	0	0	0	0	2	18
Day Total	14	1427	213	4	54	2	0	6	2	3	0	1	0	200	1926
Percent	0.7%	74.1%	11.1%	0.2%	2.8%	0.1%	0.0%	0.3%	0.1%	0.2%	0.0%	0.1%	0.0%	10.4%	
ADT 1926															
AM Peak	10:00 AM	11:00 AM	11:00 AM	8:00 AM	9:00 AM	9:00 AM		11:00 AM	8:00 AM	6:00 AM				11:00 AM	11:00 AM
Volume	3	134	35	1	7	1		2	1	2				21	198
PM Peak	1:00 PM	12:00 PM	12:00 PM	1:00 PM	12:00 PM			12:00 PM				1:00 PM		4:00 PM	12:00 PM
Volume	2	162	32	1	10			1				1		33	229
<i>Comments:</i> N/A															

LOCATION: Eisenhower Blvd btwn SE 17th St and SE 18th St (north of Convention Center Access)													QC JOB #: 11348610		
SPECIFIC LOCATION: 10 ft from													DIRECTION: NB		
CITY/STATE: Fort Lauderdale, FL													DATE: Oct 08 2013 - Oct 14 2013		
Start Time	Motor-cycles	Cars & Trailer	2 Axle Long	Buses	2 Axle 6 Tire	3 Axle Single	4 Axle Single	<5 Axle Double	5 Axle Double	>6 Axle Double	<6 Axle Multi	6 Axle Multi	>6 Axle Multi	Not Classified	Total
Grand Total	111	14486	2279	43	567	21	0	88	8	13	3	1	1	1511	19132
Percent	0.6%	75.7%	11.9%	0.2%	3.0%	0.1%	0.0%	0.5%	0.0%	0.1%	0.0%	0.0%	0.0%	7.9%	
ADT 2733															
Comments: N/A															



LOCATION: Eisenhower Blvd btwn SE 17th St and SE 18th St (north of Convention Center Access) SPECIFIC LOCATION: 10 ft from CITY/STATE: Fort Lauderdale, FL														QC JOB #: 11348610 DIRECTION: SB DATE: Oct 08 2013	
Start Time	Motor-cycles	Cars & Trailer	2 Axle Long	Buses	2 Axle 6 Tire	3 Axle Single	4 Axle Single	<5 Axle Double	5 Axle Double	>6 Axle Double	<6 Axle Multi	6 Axle Multi	>6 Axle Multi	Not Classified	Total
12:00 AM	0	4	1	0	0	0	0	0	0	0	0	0	0	0	5
1:00 AM	0	2	0	0	0	0	0	0	0	0	0	0	0	1	3
2:00 AM	0	2	0	0	0	0	0	0	0	0	0	0	0	0	2
3:00 AM	1	2	1	0	0	0	0	0	0	0	0	0	0	0	4
4:00 AM	0	2	0	1	0	0	0	0	0	0	0	0	0	0	3
5:00 AM	0	12	9	0	0	0	0	0	0	0	0	0	0	0	21
6:00 AM	1	33	8	0	3	0	0	0	0	0	0	0	0	2	47
7:00 AM	2	60	18	0	4	0	0	0	0	0	0	0	0	5	89
8:00 AM	2	111	16	0	4	0	0	1	0	0	0	0	0	19	153
9:00 AM	0	66	16	1	4	0	0	0	0	0	0	0	0	13	100
10:00 AM	0	39	10	2	6	0	0	1	0	0	0	0	0	12	70
11:00 AM	0	63	16	0	6	1	0	4	0	0	0	0	0	10	100
12:00 PM	0	100	28	2	6	0	0	1	0	0	0	0	1	20	158
1:00 PM	0	80	20	0	6	0	0	1	0	0	0	0	0	11	118
2:00 PM	0	68	8	1	3	0	0	0	0	0	0	0	0	8	88
3:00 PM	0	45	7	0	0	0	0	1	0	0	0	0	0	3	56
4:00 PM	0	54	6	0	4	0	0	1	1	0	0	0	0	9	75
5:00 PM	0	46	7	0	1	0	0	2	0	0	0	0	0	18	74
6:00 PM	0	56	5	0	3	0	0	0	0	0	0	0	0	5	69
7:00 PM	0	33	2	0	1	0	0	0	0	0	0	0	0	4	40
8:00 PM	0	20	3	0	1	0	0	1	0	0	0	0	0	2	27
9:00 PM	0	19	1	0	0	0	0	0	0	0	0	0	0	1	21
10:00 PM	0	11	1	0	0	0	0	0	0	0	0	0	0	0	12
11:00 PM	0	5	0	0	0	0	0	0	0	0	0	0	0	1	6
Day Total	6	933	183	7	52	1	0	13	1	0	0	0	1	144	1341
Percent	0.4%	69.6%	13.6%	0.5%	3.9%	0.1%	0.0%	1.0%	0.1%	0.0%	0.0%	0.0%	0.1%	10.7%	
ADT 1341															
AM Peak	7:00 AM	8:00 AM	7:00 AM	10:00 AM	10:00 AM	11:00 AM		11:00 AM						8:00 AM	8:00 AM
Volume	2	111	18	2	6	1		4						19	153
PM Peak		12:00 PM	12:00 PM	12:00 PM	12:00 PM			5:00 PM	4:00 PM				12:00 PM	12:00 PM	12:00 PM
Volume		100	28	2	6			2	1				1	20	158
<i>Comments:</i> N/A															

LOCATION: Eisenhower Blvd btwn SE 17th St and SE 18th St (north of Convention Center Access) SPECIFIC LOCATION: 10 ft from CITY/STATE: Fort Lauderdale, FL														QC JOB #: 11348610 DIRECTION: SB DATE: Oct 09 2013	
Start Time	Motor-cycles	Cars & Trailer	2 Axle Long	Buses	2 Axle 6 Tire	3 Axle Single	4 Axle Single	<5 Axle Double	5 Axle Double	>6 Axle Double	<6 Axle Multi	6 Axle Multi	>6 Axle Multi	Not Classified	Total
12:00 AM	0	4	0	0	0	0	0	0	0	0	0	0	0	0	4
1:00 AM	0	1	0	0	0	0	0	0	0	0	0	0	0	0	1
2:00 AM	0	0	0	0	0	0	0	0	0	0	0	0	0	1	1
3:00 AM	0	1	0	0	0	0	0	0	0	0	0	0	0	0	1
4:00 AM	0	3	1	0	0	0	0	0	0	0	0	0	0	0	4
5:00 AM	0	12	9	0	0	0	0	0	0	0	0	0	0	1	22
6:00 AM	0	34	9	0	5	0	0	1	0	0	0	0	0	1	50
7:00 AM	0	55	15	1	1	1	0	2	0	0	0	0	0	10	85
8:00 AM	0	72	16	0	5	0	0	1	0	0	0	0	0	12	106
9:00 AM	0	80	12	1	5	0	0	4	0	0	0	0	0	8	110
10:00 AM	0	44	15	0	6	0	0	1	2	0	0	0	0	11	79
11:00 AM	0	46	21	1	9	0	0	4	0	0	0	0	0	14	95
12:00 PM	0	104	46	0	9	1	0	0	1	0	0	0	0	13	174
1:00 PM	0	94	23	0	8	2	0	1	1	0	0	0	0	11	140
2:00 PM	1	55	18	0	2	0	0	0	0	0	0	0	0	10	86
3:00 PM	1	55	13	2	3	0	0	3	0	0	0	0	0	8	85
4:00 PM	2	47	6	0	3	0	0	1	0	0	0	0	0	12	71
5:00 PM	0	63	12	0	2	0	0	0	0	0	0	0	0	15	92
6:00 PM	0	39	6	0	3	0	0	0	0	0	0	0	0	2	50
7:00 PM	1	40	1	0	0	1	0	0	0	0	0	0	0	5	48
8:00 PM	0	23	2	0	1	0	0	0	0	0	0	0	0	0	26
9:00 PM	0	11	0	0	0	0	0	0	0	0	0	0	0	0	11
10:00 PM	0	7	1	0	0	0	0	0	0	0	0	0	0	1	9
11:00 PM	0	8	0	0	0	0	0	0	0	0	0	0	0	0	8
Day Total	5	898	226	5	62	5	0	18	4	0	0	0	0	135	1358
Percent	0.4%	66.1%	16.6%	0.4%	4.6%	0.4%	0.0%	1.3%	0.3%	0.0%	0.0%	0.0%	0.0%	9.9%	
ADT 1358															
AM Peak Volume		9:00 AM	11:00 AM	7:00 AM	11:00 AM	7:00 AM		9:00 AM	10:00 AM					11:00 AM	9:00 AM
		80	21	1	9	1		4	2					14	110
PM Peak Volume	4:00 PM	12:00 PM	12:00 PM	3:00 PM	12:00 PM	1:00 PM		3:00 PM	12:00 PM					5:00 PM	12:00 PM
	2	104	46	2	9	2		3	1					15	174
<i>Comments:</i> N/A															

LOCATION: Eisenhower Blvd btwn SE 17th St and SE 18th St (north of Convention Center Access) SPECIFIC LOCATION: 10 ft from CITY/STATE: Fort Lauderdale, FL														QC JOB #: 11348610 DIRECTION: SB DATE: Oct 10 2013	
Start Time	Motor-cycles	Cars & Trailer	2 Axle Long	Buses	2 Axle 6 Tire	3 Axle Single	4 Axle Single	<5 Axle Double	5 Axle Double	>6 Axle Double	<6 Axle Multi	6 Axle Multi	>6 Axle Multi	Not Classified	Total
12:00 AM	0	2	0	0	0	0	0	0	0	0	0	0	0	0	2
1:00 AM	0	2	0	0	0	0	0	0	0	0	0	0	0	0	2
2:00 AM	0	2	0	0	0	0	0	0	0	0	0	0	0	0	2
3:00 AM	0	1	0	0	0	0	0	0	0	0	0	0	0	0	1
4:00 AM	0	3	3	0	0	0	0	0	0	0	0	0	0	0	6
5:00 AM	0	15	6	0	1	0	0	0	0	0	0	0	0	0	22
6:00 AM	0	64	22	0	5	0	0	1	0	0	0	0	0	5	97
7:00 AM	0	72	18	0	7	0	0	2	0	0	0	0	0	9	108
8:00 AM	0	92	23	1	5	0	0	1	0	0	0	0	0	17	139
9:00 AM	1	62	32	0	6	1	0	4	0	0	0	0	0	16	122
10:00 AM	0	58	38	1	8	0	0	2	0	0	0	0	0	8	115
11:00 AM	0	83	57	1	14	0	0	1	0	0	0	0	0	24	180
12:00 PM	0	135	61	1	9	0	0	5	0	0	0	0	0	27	238
1:00 PM	1	129	38	1	6	0	0	0	0	0	0	0	0	21	196
2:00 PM	0	84	17	1	6	0	0	0	0	0	0	0	0	7	115
3:00 PM	0	57	10	0	5	0	0	2	0	0	0	0	0	10	84
4:00 PM	0	51	12	0	2	0	0	0	0	0	0	0	0	9	74
5:00 PM	1	64	3	0	0	0	0	2	0	0	0	0	0	13	83
6:00 PM	0	42	9	0	3	0	0	0	0	0	0	0	0	6	60
7:00 PM	1	31	3	0	0	0	0	1	0	0	0	0	0	4	40
8:00 PM	0	17	1	0	0	0	0	0	0	0	0	0	0	1	19
9:00 PM	0	15	1	0	0	0	0	0	0	0	0	0	0	1	17
10:00 PM	0	27	1	0	0	0	0	0	0	0	0	0	0	2	30
11:00 PM	0	24	2	0	0	0	0	0	0	0	0	0	0	1	27
Day Total	4	1132	357	6	77	1	0	19	2	0	0	0	0	181	1779
Percent	0.2%	63.6%	20.1%	0.3%	4.3%	0.1%	0.0%	1.1%	0.1%	0.0%	0.0%	0.0%	0.0%	10.2%	
ADT 1779															
AM Peak	9:00 AM	8:00 AM	11:00 AM	8:00 AM	11:00 AM	9:00 AM	9:00 AM							11:00 AM	11:00 AM
Volume	1	92	57	1	14	1	4							24	180
PM Peak	1:00 PM	12:00 PM	12:00 PM	12:00 PM	12:00 PM	12:00 PM		3:00 PM	12:00 PM						12:00 PM
Volume	1	135	61	1	9	5		2	27						238
<i>Comments:</i> N/A															

LOCATION: Eisenhower Blvd btwn SE 17th St and SE 18th St (north of Convention Center Access) SPECIFIC LOCATION: 10 ft from CITY/STATE: Fort Lauderdale, FL														QC JOB #: 11348610 DIRECTION: SB DATE: Oct 11 2013	
Start Time	Motor-cycles	Cars & Trailer	2 Axle Long	Buses	2 Axle 6 Tire	3 Axle Single	4 Axle Single	<5 Axle Double	5 Axle Double	>6 Axle Double	<6 Axle Multi	6 Axle Multi	>6 Axle Multi	Not Classified	Total
12:00 AM	0	12	1	0	0	0	0	0	0	0	0	0	0	1	14
1:00 AM	0	5	0	0	1	1	0	0	0	0	0	0	0	2	9
2:00 AM	0	1	0	0	0	0	0	0	0	0	0	0	0	0	1
3:00 AM	0	0	0	0	0	0	0	0	0	0	0	0	0	0	0
4:00 AM	0	3	3	0	0	0	0	0	0	0	0	0	0	0	6
5:00 AM	0	18	8	0	3	0	0	0	0	0	0	0	0	3	32
6:00 AM	0	34	10	0	5	0	0	1	0	0	0	0	0	4	54
7:00 AM	0	68	22	1	5	0	0	3	0	0	0	0	0	7	106
8:00 AM	0	83	13	0	3	0	0	2	0	0	0	0	0	14	115
9:00 AM	0	83	13	1	7	1	0	3	0	0	0	0	0	10	118
10:00 AM	1	67	24	1	6	0	0	1	0	0	0	0	0	17	117
11:00 AM	0	71	24	2	5	1	0	1	1	0	0	0	0	14	119
12:00 PM	0	158	42	0	16	0	0	1	0	0	0	0	0	17	234
1:00 PM	0	171	38	1	12	1	0	1	0	0	0	0	0	28	252
2:00 PM	0	128	26	1	2	0	0	2	0	0	0	0	0	16	175
3:00 PM	1	90	20	0	2	0	0	1	0	0	0	0	0	10	124
4:00 PM	0	110	25	0	5	0	0	2	0	0	0	0	0	26	168
5:00 PM	0	131	27	0	2	0	0	1	0	0	1	0	0	20	182
6:00 PM	0	122	22	0	4	0	0	2	0	0	0	0	0	11	161
7:00 PM	0	79	9	0	2	0	0	1	0	0	0	0	0	13	104
8:00 PM	0	60	5	0	1	0	0	0	0	0	0	0	0	2	68
9:00 PM	0	40	8	0	0	0	0	0	0	0	0	0	0	9	57
10:00 PM	0	63	4	0	1	0	0	0	0	0	0	0	0	3	71
11:00 PM	1	88	13	0	0	0	0	0	0	0	0	0	0	7	109
Day Total	3	1685	357	7	82	4	0	22	1	0	1	0	0	234	2396
Percent	0.1%	70.3%	14.9%	0.3%	3.4%	0.2%	0.0%	0.9%	0.0%	0.0%	0.0%	0.0%	0.0%	9.8%	
ADT 2396															
AM Peak	10:00 AM	8:00 AM	10:00 AM	11:00 AM	9:00 AM	1:00 AM		7:00 AM	11:00 AM					10:00 AM	11:00 AM
Volume	1	83	24	2	7	1		3	1					17	119
PM Peak	3:00 PM	1:00 PM	12:00 PM	1:00 PM	12:00 PM	1:00 PM		2:00 PM			5:00 PM			1:00 PM	1:00 PM
Volume	1	171	42	1	16	1		2			1			28	252
<i>Comments:</i> N/A															

LOCATION: Eisenhower Blvd btwn SE 17th St and SE 18th St (north of Convention Center Access) SPECIFIC LOCATION: 10 ft from CITY/STATE: Fort Lauderdale, FL														QC JOB #: 11348610 DIRECTION: SB DATE: Oct 12 2013	
Start Time	Motor-cycles	Cars & Trailer	2 Axle Long	Buses	2 Axle 6 Tire	3 Axle Single	4 Axle Single	<5 Axle Double	5 Axle Double	>6 Axle Double	<6 Axle Multi	6 Axle Multi	>6 Axle Multi	Not Classified	Total
12:00 AM	1	145	33	0	2	0	0	0	0	0	0	0	0	8	189
1:00 AM	0	116	14	0	1	0	0	0	0	0	0	0	0	8	139
2:00 AM	0	45	5	0	1	0	0	0	0	0	0	0	0	1	52
3:00 AM	0	19	2	0	0	0	0	0	0	0	0	0	0	1	22
4:00 AM	0	10	2	0	0	0	0	0	0	0	0	0	0	5	17
5:00 AM	0	32	22	0	1	0	0	0	0	0	0	0	0	1	56
6:00 AM	0	27	10	0	5	0	0	0	0	0	0	0	0	4	46
7:00 AM	1	157	39	0	15	1	0	2	0	0	0	0	0	3	218
8:00 AM	0	241	66	0	17	0	0	3	0	0	0	0	0	23	350
9:00 AM	1	251	46	1	12	0	0	6	0	0	0	0	0	38	355
10:00 AM	0	216	51	0	17	1	0	2	0	0	0	0	0	22	309
11:00 AM	0	198	65	0	20	0	0	7	0	0	0	0	0	24	314
12:00 PM	2	193	58	2	32	0	0	4	0	0	1	0	0	21	313
1:00 PM	0	168	43	0	15	0	0	1	0	0	0	0	0	22	249
2:00 PM	0	156	56	1	9	0	0	0	0	0	0	0	0	18	240
3:00 PM	2	114	34	0	5	0	0	2	0	0	0	0	0	11	168
4:00 PM	0	85	13	0	0	0	0	1	0	0	1	0	0	13	113
5:00 PM	0	60	8	0	3	0	0	1	0	0	0	0	0	9	81
6:00 PM	0	49	10	0	2	0	0	0	0	0	0	0	0	6	67
7:00 PM	0	39	5	0	2	1	0	0	0	0	0	0	0	5	52
8:00 PM	0	29	2	0	0	0	0	0	0	0	0	0	0	1	32
9:00 PM	1	9	1	0	0	0	0	0	0	0	0	0	0	2	13
10:00 PM	1	20	1	0	1	0	0	0	0	0	0	0	0	1	24
11:00 PM	1	11	2	0	0	0	0	0	0	0	0	0	0	0	14
Day Total	10	2390	588	4	160	3	0	29	0	0	2	0	0	247	3433
Percent	0.3%	69.6%	17.1%	0.1%	4.7%	0.1%	0.0%	0.8%	0.0%	0.0%	0.1%	0.0%	0.0%	7.2%	
ADT 3433															
AM Peak	12:00 AM	9:00 AM	8:00 AM	9:00 AM	11:00 AM	7:00 AM		11:00 AM						9:00 AM	9:00 AM
Volume	1	251	66	1	20	1		7						38	355
PM Peak	12:00 PM	12:00 PM	12:00 PM	12:00 PM	12:00 PM	7:00 PM		12:00 PM			12:00 PM			1:00 PM	12:00 PM
Volume	2	193	58	2	32	1		4			1			22	313
<i>Comments:</i> N/A															

LOCATION: Eisenhower Blvd btwn SE 17th St and SE 18th St (north of Convention Center Access) SPECIFIC LOCATION: 10 ft from CITY/STATE: Fort Lauderdale, FL														QC JOB #: 11348610 DIRECTION: SB DATE: Oct 13 2013	
Start Time	Motor-cycles	Cars & Trailer	2 Axle Long	Buses	2 Axle 6 Tire	3 Axle Single	4 Axle Single	<5 Axle Double	5 Axle Double	>6 Axle Double	<6 Axle Multi	6 Axle Multi	>6 Axle Multi	Not Classified	Total
12:00 AM	0	7	0	0	0	0	0	0	0	0	0	0	0	0	7
1:00 AM	0	2	0	0	0	0	0	0	0	0	0	0	0	0	2
2:00 AM	0	4	0	0	0	0	0	0	0	0	0	0	0	0	4
3:00 AM	0	2	0	0	0	0	0	0	0	0	0	0	0	0	2
4:00 AM	0	8	4	0	0	0	0	0	0	0	0	0	0	3	15
5:00 AM	0	45	25	0	5	0	0	0	0	0	0	0	0	1	76
6:00 AM	0	72	26	0	7	0	0	0	0	0	0	0	0	3	108
7:00 AM	0	70	29	1	9	0	0	1	0	0	0	0	0	3	113
8:00 AM	0	107	42	0	17	0	0	1	0	0	0	0	0	8	175
9:00 AM	0	158	55	0	18	0	0	2	0	0	0	0	0	13	246
10:00 AM	0	170	60	1	22	0	0	3	0	0	0	0	0	17	273
11:00 AM	0	208	89	1	32	0	0	8	0	0	0	0	0	21	359
12:00 PM	0	219	97	3	20	1	0	5	0	1	0	0	0	29	375
1:00 PM	0	198	63	2	15	0	0	2	0	0	0	0	0	21	301
2:00 PM	3	166	50	0	11	1	0	2	0	0	1	0	0	14	248
3:00 PM	1	111	21	0	4	0	0	0	0	0	0	0	0	9	146
4:00 PM	0	69	13	0	2	0	0	0	0	0	0	0	0	11	95
5:00 PM	1	47	8	0	1	0	0	0	0	0	0	0	0	9	66
6:00 PM	0	24	4	0	0	0	0	2	0	0	0	0	0	3	33
7:00 PM	0	26	2	0	1	0	0	1	0	0	0	0	0	1	31
8:00 PM	0	17	2	0	0	0	0	0	0	0	0	0	0	1	20
9:00 PM	0	21	0	0	1	0	0	0	0	0	0	0	0	1	23
10:00 PM	0	11	1	0	0	0	0	0	0	0	0	0	0	1	13
11:00 PM	0	10	0	0	0	0	0	0	0	0	0	0	0	2	12
Day Total	5	1772	591	8	165	2	0	27	0	1	1	0	0	171	2743
Percent	0.2%	64.6%	21.5%	0.3%	6.0%	0.1%	0.0%	1.0%	0.0%	0.0%	0.0%	0.0%	0.0%	6.2%	
ADT 2743															
AM Peak	11:00 AM		11:00 AM	7:00 AM	11:00 AM		11:00 AM						11:00 AM	11:00 AM	
Volume	208		89	1	32		8						21	359	
PM Peak	2:00 PM	12:00 PM	12:00 PM	12:00 PM	12:00 PM	12:00 PM		12:00 PM		12:00 PM	2:00 PM			12:00 PM	12:00 PM
Volume	3	219	97	3	20	1		5		1	1			29	375
<i>Comments:</i> N/A															

LOCATION: Eisenhower Blvd btwn SE 17th St and SE 18th St (north of Convention Center Access) SPECIFIC LOCATION: 10 ft from CITY/STATE: Fort Lauderdale, FL														QC JOB #: 11348610 DIRECTION: SB DATE: Oct 14 2013	
Start Time	Motor-cycles	Cars & Trailer	2 Axle Long	Buses	2 Axle 6 Tire	3 Axle Single	4 Axle Single	<5 Axle Double	5 Axle Double	>6 Axle Double	<6 Axle Multi	6 Axle Multi	>6 Axle Multi	Not Classified	Total
12:00 AM	0	3	0	0	0	0	0	0	0	0	0	0	0	0	3
1:00 AM	0	1	0	0	0	0	0	0	0	0	0	0	0	0	1
2:00 AM	0	2	0	0	0	0	0	0	0	0	0	0	0	1	3
3:00 AM	0	3	0	0	1	0	0	0	0	0	0	0	0	0	4
4:00 AM	0	2	2	0	0	0	0	0	0	0	0	0	0	3	7
5:00 AM	0	11	9	0	0	0	0	0	0	0	0	0	0	2	22
6:00 AM	0	37	8	0	2	0	0	1	0	0	0	0	0	3	51
7:00 AM	0	60	23	0	5	0	0	1	0	0	0	0	0	8	97
8:00 AM	0	75	7	0	6	0	0	0	1	0	0	0	0	11	100
9:00 AM	0	60	10	1	5	1	0	1	2	0	0	0	0	14	94
10:00 AM	1	43	10	1	5	0	0	1	1	0	0	0	0	15	77
11:00 AM	0	59	23	1	6	0	0	4	0	0	0	0	0	7	100
12:00 PM	1	104	25	0	11	0	0	1	0	0	0	0	0	20	162
1:00 PM	0	93	25	0	9	0	0	1	0	0	0	0	0	11	139
2:00 PM	0	54	10	1	1	0	0	1	0	0	0	0	0	9	76
3:00 PM	1	43	11	0	4	0	0	0	0	0	0	0	0	7	66
4:00 PM	0	50	7	0	2	0	0	1	0	0	0	0	0	12	72
5:00 PM	0	57	11	0	2	0	0	0	0	0	0	0	0	10	80
6:00 PM	0	40	3	0	0	0	0	1	0	0	0	0	0	7	51
7:00 PM	0	28	0	0	2	0	0	0	0	0	0	0	0	2	32
8:00 PM	0	17	1	0	0	0	0	0	0	0	0	0	0	2	20
9:00 PM	0	17	3	0	0	0	0	0	0	0	0	0	0	1	21
10:00 PM	0	12	1	0	0	0	0	0	0	0	0	0	0	0	13
11:00 PM	0	4	0	0	1	0	0	0	0	0	0	0	0	0	5
Day Total	3	875	189	4	62	1	0	13	4	0	0	0	0	145	1296
Percent	0.2%	67.5%	14.6%	0.3%	4.8%	0.1%	0.0%	1.0%	0.3%	0.0%	0.0%	0.0%	0.0%	11.2%	
ADT 1296															
AM Peak	10:00 AM	8:00 AM	7:00 AM	9:00 AM	8:00 AM	9:00 AM		11:00 AM	9:00 AM					10:00 AM	8:00 AM
Volume	1	75	23	1	6	1		4	2					15	100
PM Peak	12:00 PM	12:00 PM	12:00 PM	2:00 PM	12:00 PM			12:00 PM						12:00 PM	12:00 PM
Volume	1	104	25	1	11			1						20	162
<i>Comments:</i> N/A															

LOCATION: Eisenhower Blvd btwn SE 17th St and SE 18th St (north of Convention Center Access)													QC JOB #: 11348610		
SPECIFIC LOCATION: 10 ft from													DIRECTION: SB		
CITY/STATE: Fort Lauderdale, FL													DATE: Oct 08 2013 - Oct 14 2013		
Start Time	Motor-cycles	Cars & Trailer	2 Axle Long	Buses	2 Axle 6 Tire	3 Axle Single	4 Axle Single	<5 Axle Double	5 Axle Double	>6 Axle Double	<6 Axle Multi	6 Axle Multi	>6 Axle Multi	Not Classified	Total
Grand Total	36	9685	2491	41	660	17	0	141	12	1	4	0	1	1257	14346
Percent	0.3%	67.5%	17.4%	0.3%	4.6%	0.1%	0.0%	1.0%	0.1%	0.0%	0.0%	0.0%	0.0%	8.8%	
ADT 2049															
Comments: N/A															



LOCATION: Eisenhower Blvd btwn SE 18th St and SE 20th Street (main Convention Center access)
SPECIFIC LOCATION: 10 ft from
CITY/STATE: Fort Lauderdale, FL

QC JOB #: 11348611
DIRECTION: NB
DATE: Oct 08 2013

Start Time	Motor-cycles	Cars & Trailer	2 Axle Long	Buses	2 Axle 6 Tire	3 Axle Single	4 Axle Single	<5 Axle Double	5 Axle Double	>6 Axle Double	<6 Axle Multi	6 Axle Multi	>6 Axle Multi	Not Classified	Total
12:00 AM	0	0	0	0	0	0	0	0	0	0	0	0	0	0	0
1:00 AM	0	0	0	0	0	0	0	0	0	0	0	0	0	0	0
2:00 AM	0	0	0	0	0	0	0	0	0	0	0	0	0	0	0
3:00 AM	0	0	0	0	0	0	0	0	0	0	0	0	0	0	0
4:00 AM	0	1	0	1	0	0	0	0	0	0	0	0	0	0	2
5:00 AM	0	7	6	0	0	0	0	0	0	0	0	0	0	1	14
6:00 AM	0	13	15	0	2	0	0	0	0	0	0	0	0	1	31
7:00 AM	0	47	21	0	5	0	0	0	0	0	0	0	0	1	74
8:00 AM	1	66	17	1	7	1	0	1	0	0	0	0	0	2	96
9:00 AM	0	28	19	1	3	0	0	1	0	0	0	0	0	0	52
10:00 AM	0	18	10	0	5	0	0	0	1	0	0	0	0	0	34
11:00 AM	1	34	17	0	10	1	0	3	0	0	0	0	0	6	72
12:00 PM	0	68	25	2	11	0	0	1	1	0	0	0	0	1	109
1:00 PM	0	62	30	0	11	1	0	2	0	0	0	0	0	0	106
2:00 PM	0	37	9	1	2	1	0	0	0	0	0	0	0	1	51
3:00 PM	0	22	13	0	3	0	0	1	0	0	0	0	0	0	39
4:00 PM	1	18	5	0	7	1	0	1	0	0	0	0	0	0	33
5:00 PM	0	17	3	0	2	0	0	2	0	0	0	0	0	4	28
6:00 PM	0	24	8	0	3	0	0	0	0	0	0	0	0	0	35
7:00 PM	0	7	5	0	2	0	0	0	0	0	0	0	0	0	14
8:00 PM	0	2	2	0	1	0	0	1	0	0	0	0	0	0	6
9:00 PM	0	1	0	0	0	0	0	0	0	0	0	0	0	1	2
10:00 PM	0	1	0	0	0	0	0	0	0	0	0	0	0	0	1
11:00 PM	0	0	0	0	0	0	0	0	0	0	0	0	0	1	1
Day Total	3	473	205	6	74	5	0	13	2	0	0	0	0	19	800
Percent	0.4%	59.1%	25.6%	0.8%	9.3%	0.6%	0.0%	1.6%	0.3%	0.0%	0.0%	0.0%	0.0%	2.4%	
ADT 800															
AM Peak	8:00 AM	8:00 AM	7:00 AM	4:00 AM	11:00 AM	8:00 AM		11:00 AM	10:00 AM					11:00 AM	8:00 AM
Volume	1	66	21	1	10	1		3	1					6	96
PM Peak	4:00 PM	12:00 PM	1:00 PM	12:00 PM	12:00 PM	1:00 PM		1:00 PM	12:00 PM					5:00 PM	12:00 PM
Volume	1	68	30	2	11	1		2	1					4	109

Comments: N/A

LOCATION: Eisenhower Blvd btwn SE 18th St and SE 20th Street (main Convention Center access) SPECIFIC LOCATION: 10 ft from CITY/STATE: Fort Lauderdale, FL														QC JOB #: 11348611 DIRECTION: NB DATE: Oct 09 2013	
Start Time	Motor-cycles	Cars & Trailer	2 Axle Long	Buses	2 Axle 6 Tire	3 Axle Single	4 Axle Single	<5 Axle Double	5 Axle Double	>6 Axle Double	<6 Axle Multi	6 Axle Multi	>6 Axle Multi	Not Classified	Total
12:00 AM	0	0	0	0	0	0	0	0	0	0	0	0	0	0	0
1:00 AM	0	0	0	0	0	0	0	0	0	0	0	0	0	0	0
2:00 AM	0	0	0	0	0	0	0	0	0	0	0	0	0	0	0
3:00 AM	0	0	0	0	0	0	0	0	0	0	0	0	0	0	0
4:00 AM	0	2	1	0	0	0	0	0	0	0	0	0	0	0	3
5:00 AM	0	9	7	0	1	0	0	0	0	0	0	0	0	1	18
6:00 AM	0	19	8	0	7	0	0	1	0	0	0	0	0	2	37
7:00 AM	1	43	15	0	3	0	0	2	0	0	0	0	0	3	67
8:00 AM	0	44	20	0	8	0	0	2	0	0	0	0	0	2	76
9:00 AM	1	33	7	1	6	1	0	3	0	0	0	0	0	0	52
10:00 AM	1	29	20	0	6	0	0	0	1	0	0	0	0	1	58
11:00 AM	1	27	21	0	12	1	0	2	0	0	0	0	0	5	69
12:00 PM	0	70	48	0	15	0	0	1	1	0	0	0	0	3	138
1:00 PM	1	76	28	1	9	1	0	1	0	0	0	0	0	7	124
2:00 PM	0	31	16	0	4	0	0	0	0	0	0	0	0	0	51
3:00 PM	0	27	11	2	1	0	0	2	1	0	0	0	0	1	45
4:00 PM	0	20	6	0	5	0	0	0	0	0	0	0	0	3	34
5:00 PM	0	22	10	0	4	0	0	0	0	0	0	0	0	1	37
6:00 PM	0	16	10	0	1	0	0	0	0	0	0	0	0	5	32
7:00 PM	0	8	3	0	1	0	0	1	0	0	0	0	0	0	13
8:00 PM	0	2	3	0	2	0	0	0	0	0	0	0	0	0	7
9:00 PM	0	1	1	0	0	0	0	0	0	0	0	0	0	2	4
10:00 PM	0	1	0	0	0	0	0	0	0	0	0	0	0	0	1
11:00 PM	0	1	0	0	0	0	0	0	0	0	0	0	0	0	1
Day Total	5	481	235	4	85	3	0	15	3	0	0	0	0	36	867
Percent	0.6%	55.5%	27.1%	0.5%	9.8%	0.3%	0.0%	1.7%	0.3%	0.0%	0.0%	0.0%	0.0%	4.2%	
ADT 867															
AM Peak	7:00 AM	8:00 AM	11:00 AM	9:00 AM	11:00 AM	9:00 AM		9:00 AM	10:00 AM					11:00 AM	8:00 AM
Volume	1	44	21	1	12	1		3	1					5	76
PM Peak	1:00 PM	1:00 PM	12:00 PM	3:00 PM	12:00 PM	1:00 PM		3:00 PM	12:00 PM					1:00 PM	12:00 PM
Volume	1	76	48	2	15	1		2	1					7	138
<i>Comments:</i> N/A															

LOCATION: Eisenhower Blvd btwn SE 18th St and SE 20th Street (main Convention Center access)
SPECIFIC LOCATION: 10 ft from
CITY/STATE: Fort Lauderdale, FL

QC JOB #: 11348611
DIRECTION: NB
DATE: Oct 10 2013

Start Time	Motor-cycles	Cars & Trailer	2 Axle Long	Buses	2 Axle 6 Tire	3 Axle Single	4 Axle Single	<5 Axle Double	5 Axle Double	>6 Axle Double	<6 Axle Multi	6 Axle Multi	>6 Axle Multi	Not Classified	Total
12:00 AM	0	0	0	0	0	0	0	0	0	0	0	0	0	0	0
1:00 AM	0	0	0	0	0	0	0	0	0	0	0	0	0	2	2
2:00 AM	0	0	1	0	0	0	0	0	0	0	0	0	0	0	1
3:00 AM	0	0	0	0	0	0	0	0	0	0	0	0	0	0	0
4:00 AM	0	2	1	0	0	0	0	0	0	0	0	0	0	0	3
5:00 AM	0	10	5	0	0	0	0	0	0	0	0	0	0	0	15
6:00 AM	0	51	29	0	6	0	0	1	0	0	0	0	0	5	92
7:00 AM	0	56	20	0	11	0	0	0	0	0	0	0	0	4	91
8:00 AM	0	70	32	1	7	0	0	1	0	0	0	0	0	1	112
9:00 AM	0	31	28	1	10	1	0	3	1	0	0	0	0	1	76
10:00 AM	1	47	52	0	11	1	0	1	0	0	0	0	0	2	115
11:00 AM	0	53	74	1	17	0	0	2	0	0	0	0	0	3	150
12:00 PM	0	101	97	3	18	0	0	3	1	0	0	0	0	10	233
1:00 PM	0	86	57	1	16	0	0	0	0	0	0	0	0	6	166
2:00 PM	0	41	26	1	3	1	0	0	0	0	0	0	0	4	76
3:00 PM	0	28	18	0	10	0	0	0	0	0	0	0	0	5	61
4:00 PM	1	14	14	1	2	1	0	1	0	0	0	0	0	3	37
5:00 PM	1	31	4	0	3	0	0	2	0	0	0	0	0	1	42
6:00 PM	0	19	8	0	3	0	0	0	0	0	0	0	0	0	30
7:00 PM	0	10	5	0	1	0	0	1	0	0	0	0	0	0	17
8:00 PM	0	3	0	0	0	0	0	0	0	0	0	0	0	0	3
9:00 PM	0	0	1	0	0	0	0	0	0	0	0	0	0	0	1
10:00 PM	0	2	0	0	0	0	0	0	0	0	0	0	0	0	2
11:00 PM	0	7	2	0	0	0	0	0	0	0	0	0	0	2	11
Day Total	3	662	474	9	118	4	0	15	2	0	0	0	0	49	1336
Percent	0.2%	49.6%	35.5%	0.7%	8.8%	0.3%	0.0%	1.1%	0.1%	0.0%	0.0%	0.0%	0.0%	3.7%	
ADT 1336															
AM Peak	10:00 AM	8:00 AM	11:00 AM	8:00 AM	11:00 AM	9:00 AM		9:00 AM	9:00 AM					6:00 AM	11:00 AM
Volume	1	70	74	1	17	1		3	1					5	150
PM Peak	4:00 PM	12:00 PM	12:00 PM	12:00 PM	12:00 PM	2:00 PM		12:00 PM	12:00 PM					12:00 PM	12:00 PM
Volume	1	101	97	3	18	1		3	1					10	233

Comments: N/A

LOCATION: Eisenhower Blvd btwn SE 18th St and SE 20th Street (main Convention Center access) SPECIFIC LOCATION: 10 ft from CITY/STATE: Fort Lauderdale, FL														QC JOB #: 11348611 DIRECTION: NB DATE: Oct 11 2013	
Start Time	Motor-cycles	Cars & Trailer	2 Axle Long	Buses	2 Axle 6 Tire	3 Axle Single	4 Axle Single	<5 Axle Double	5 Axle Double	>6 Axle Double	<6 Axle Multi	6 Axle Multi	>6 Axle Multi	Not Classified	Total
12:00 AM	0	2	0	0	0	0	0	0	0	0	0	0	0	0	2
1:00 AM	0	2	0	0	0	0	0	0	0	0	0	0	0	0	2
2:00 AM	0	0	0	0	0	0	0	0	0	0	0	0	0	0	0
3:00 AM	0	0	0	0	0	0	0	0	0	0	0	0	0	0	0
4:00 AM	0	2	2	0	0	0	0	0	0	0	0	0	0	0	4
5:00 AM	0	11	8	0	3	0	0	0	0	0	0	0	0	2	24
6:00 AM	0	26	13	0	5	0	0	0	0	0	0	0	0	2	46
7:00 AM	0	45	25	0	8	1	0	4	1	0	0	0	0	1	85
8:00 AM	1	39	7	1	9	0	0	1	0	0	0	0	0	0	58
9:00 AM	0	46	17	1	5	0	0	1	0	1	0	0	0	3	74
10:00 AM	0	47	27	0	10	0	0	2	0	0	0	0	0	4	90
11:00 AM	2	52	31	1	5	1	0	0	0	0	0	0	0	3	95
12:00 PM	0	134	52	2	22	0	0	0	0	0	0	0	0	2	212
1:00 PM	0	156	45	1	15	0	0	0	0	0	0	0	0	9	226
2:00 PM	0	103	26	2	7	0	0	2	0	0	0	0	0	5	145
3:00 PM	1	64	20	0	3	1	0	2	0	0	0	0	0	4	95
4:00 PM	0	83	31	0	6	0	0	2	0	0	0	0	0	3	125
5:00 PM	0	88	37	0	5	0	0	1	0	0	0	0	0	12	143
6:00 PM	0	98	33	0	8	1	0	0	0	0	0	0	0	8	148
7:00 PM	0	57	13	0	3	0	0	1	0	0	0	0	0	2	76
8:00 PM	0	27	10	0	0	0	0	0	0	0	0	0	0	0	37
9:00 PM	0	25	8	0	0	0	0	0	0	0	0	0	0	3	36
10:00 PM	0	31	8	0	1	0	0	0	0	0	0	0	0	1	41
11:00 PM	0	70	11	0	1	0	0	0	0	0	0	0	0	5	87
Day Total	4	1208	424	8	116	4	0	16	1	1	0	0	0	69	1851
Percent	0.2%	65.3%	22.9%	0.4%	6.3%	0.2%	0.0%	0.9%	0.1%	0.1%	0.0%	0.0%	0.0%	3.7%	
ADT 1851															
AM Peak	11:00 AM	11:00 AM	11:00 AM	8:00 AM	10:00 AM	7:00 AM		7:00 AM	7:00 AM	9:00 AM				10:00 AM	11:00 AM
Volume	2	52	31	1	10	1		4	1	1				4	95
PM Peak	3:00 PM	1:00 PM	12:00 PM	12:00 PM	12:00 PM	3:00 PM		2:00 PM						5:00 PM	1:00 PM
Volume	1	156	52	2	22	1		2						12	226
<i>Comments:</i> N/A															

LOCATION: Eisenhower Blvd btwn SE 18th St and SE 20th Street (main Convention Center access) SPECIFIC LOCATION: 10 ft from CITY/STATE: Fort Lauderdale, FL														QC JOB #: 11348611 DIRECTION: NB DATE: Oct 12 2013	
Start Time	Motor-cycles	Cars & Trailer	2 Axle Long	Buses	2 Axle 6 Tire	3 Axle Single	4 Axle Single	<5 Axle Double	5 Axle Double	>6 Axle Double	<6 Axle Multi	6 Axle Multi	>6 Axle Multi	Not Classified	Total
12:00 AM	0	130	25	0	2	0	0	2	0	0	0	0	0	3	162
1:00 AM	0	114	26	0	0	0	0	0	0	0	0	0	0	3	143
2:00 AM	0	39	7	0	2	0	0	0	0	0	0	0	0	1	49
3:00 AM	0	16	2	0	0	0	0	1	0	0	0	0	0	0	19
4:00 AM	0	6	3	0	0	0	0	0	0	0	0	0	0	3	12
5:00 AM	0	33	24	0	3	0	0	0	0	0	0	0	0	1	61
6:00 AM	0	22	11	0	6	0	0	0	0	0	0	0	0	4	43
7:00 AM	0	105	44	0	17	2	0	0	0	0	1	0	0	7	176
8:00 AM	0	194	74	0	17	0	0	5	0	1	0	0	0	32	323
9:00 AM	3	164	60	2	11	0	0	4	0	0	0	0	0	70	314
10:00 AM	0	178	70	0	20	2	0	1	0	1	1	0	0	23	296
11:00 AM	0	176	89	0	27	0	0	5	0	0	0	0	0	5	302
12:00 PM	3	173	82	1	36	0	0	5	1	1	1	0	0	21	324
1:00 PM	0	133	52	0	20	1	0	0	0	0	0	0	0	33	239
2:00 PM	0	131	72	1	12	0	0	0	0	0	0	0	0	12	228
3:00 PM	0	104	37	0	11	0	0	0	0	0	0	0	0	7	159
4:00 PM	0	60	20	0	3	0	0	1	0	0	0	0	0	4	88
5:00 PM	0	39	13	0	2	0	0	1	0	0	0	0	0	4	59
6:00 PM	0	28	7	0	3	0	0	0	0	0	0	0	0	0	38
7:00 PM	0	12	9	0	3	0	0	0	0	0	0	0	0	7	31
8:00 PM	0	11	2	0	1	0	0	0	0	0	0	0	0	0	14
9:00 PM	0	2	1	0	0	0	0	0	0	0	0	0	0	0	3
10:00 PM	0	1	1	0	0	0	0	0	0	0	0	0	0	0	2
11:00 PM	0	1	0	0	0	0	0	0	0	0	0	0	0	0	1
Day Total	6	1872	731	4	196	5	0	25	1	3	3	0	0	240	3086
Percent	0.2%	60.7%	23.7%	0.1%	6.4%	0.2%	0.0%	0.8%	0.0%	0.1%	0.1%	0.0%	0.0%	7.8%	
ADT 3086															
AM Peak	9:00 AM	8:00 AM	11:00 AM	9:00 AM	11:00 AM	7:00 AM		8:00 AM		8:00 AM		7:00 AM		9:00 AM	8:00 AM
Volume	3	194	89	2	27	2		5		1		1		70	323
PM Peak	12:00 PM	12:00 PM	12:00 PM	12:00 PM	12:00 PM	1:00 PM		12:00 PM	12:00 PM	12:00 PM	12:00 PM			1:00 PM	12:00 PM
Volume	3	173	82	1	36	1		5	1	1	1		33	324	
<i>Comments:</i> N/A															

LOCATION: Eisenhower Blvd btwn SE 18th St and SE 20th Street (main Convention Center access) SPECIFIC LOCATION: 10 ft from CITY/STATE: Fort Lauderdale, FL														QC JOB #: 11348611 DIRECTION: NB DATE: Oct 13 2013	
Start Time	Motor-cycles	Cars & Trailer	2 Axle Long	Buses	2 Axle 6 Tire	3 Axle Single	4 Axle Single	<5 Axle Double	5 Axle Double	>6 Axle Double	<6 Axle Multi	6 Axle Multi	>6 Axle Multi	Not Classified	Total
12:00 AM	0	0	0	0	0	0	0	0	0	0	0	0	0	0	0
1:00 AM	0	0	0	0	0	0	0	0	0	0	0	0	0	0	0
2:00 AM	0	1	0	0	0	0	0	0	0	0	0	0	0	0	1
3:00 AM	0	2	0	0	0	0	0	0	0	0	0	0	0	0	2
4:00 AM	0	0	3	0	0	0	0	0	0	0	0	0	0	2	5
5:00 AM	0	42	27	0	7	0	0	0	0	0	0	0	0	3	79
6:00 AM	0	63	41	0	10	0	0	0	0	0	0	0	0	3	117
7:00 AM	0	58	29	0	13	0	0	1	0	0	0	0	0	4	105
8:00 AM	0	75	46	0	15	0	0	3	0	0	0	0	0	2	141
9:00 AM	1	116	52	0	17	0	0	2	0	0	0	0	0	23	211
10:00 AM	0	144	69	2	24	0	0	3	0	0	1	0	0	18	261
11:00 AM	0	172	118	2	33	2	0	3	0	0	0	0	0	17	347
12:00 PM	3	198	118	5	22	2	0	9	0	1	0	0	0	27	385
1:00 PM	1	152	108	1	17	1	0	5	0	0	0	0	0	5	290
2:00 PM	1	140	70	0	14	0	0	4	0	0	0	0	0	3	232
3:00 PM	0	95	28	0	5	0	0	0	0	0	0	0	0	4	132
4:00 PM	0	46	13	0	2	0	0	0	0	0	0	0	0	2	63
5:00 PM	0	26	10	0	2	0	0	0	0	0	0	0	0	1	39
6:00 PM	1	14	6	0	0	0	0	0	0	0	0	0	0	0	21
7:00 PM	1	7	5	0	1	0	0	1	0	0	0	0	0	2	17
8:00 PM	0	2	2	0	1	0	0	0	0	0	0	0	0	0	5
9:00 PM	0	3	2	0	0	0	0	0	0	0	0	0	0	2	7
10:00 PM	0	3	0	0	0	0	0	0	0	0	0	0	0	0	3
11:00 PM	0	1	0	0	0	0	0	0	0	0	0	0	0	1	2
Day Total	8	1360	747	10	183	5	0	31	0	1	1	0	0	119	2465
Percent	0.3%	55.2%	30.3%	0.4%	7.4%	0.2%	0.0%	1.3%	0.0%	0.0%	0.0%	0.0%	0.0%	4.8%	
ADT 2465															
AM Peak	9:00 AM	11:00 AM	11:00 AM	10:00 AM	11:00 AM	11:00 AM		8:00 AM			10:00 AM			9:00 AM	11:00 AM
Volume	1	172	118	2	33	2		3			1			23	347
PM Peak	12:00 PM	12:00 PM	12:00 PM	12:00 PM	12:00 PM	12:00 PM		12:00 PM		12:00 PM				12:00 PM	12:00 PM
Volume	3	198	118	5	22	2		9		1				27	385
<i>Comments:</i> N/A															

LOCATION: Eisenhower Blvd btwn SE 18th St and SE 20th Street (main Convention Center access) SPECIFIC LOCATION: 10 ft from CITY/STATE: Fort Lauderdale, FL														QC JOB #: 11348611 DIRECTION: NB DATE: Oct 14 2013	
Start Time	Motor-cycles	Cars & Trailer	2 Axle Long	Buses	2 Axle 6 Tire	3 Axle Single	4 Axle Single	<5 Axle Double	5 Axle Double	>6 Axle Double	<6 Axle Multi	6 Axle Multi	>6 Axle Multi	Not Classified	Total
12:00 AM	0	0	0	0	0	0	0	0	0	0	0	0	0	0	0
1:00 AM	0	0	0	0	0	0	0	0	0	0	0	0	0	0	0
2:00 AM	0	0	0	0	0	0	0	0	0	0	0	0	0	0	0
3:00 AM	0	1	0	0	0	0	0	0	0	0	0	0	0	0	1
4:00 AM	0	1	1	0	0	0	0	0	0	0	0	0	0	0	2
5:00 AM	0	8	8	0	0	0	0	0	0	0	0	0	0	0	16
6:00 AM	1	21	13	0	4	0	0	1	0	0	0	0	0	1	41
7:00 AM	0	55	18	0	9	0	0	1	0	0	0	0	0	5	88
8:00 AM	0	40	16	1	6	1	0	1	0	0	0	0	0	1	66
9:00 AM	0	25	9	1	2	1	0	2	1	0	0	0	0	1	42
10:00 AM	1	18	11	1	6	2	0	0	1	0	0	0	0	5	45
11:00 AM	0	24	17	2	8	0	0	2	0	0	0	0	0	1	54
12:00 PM	0	77	25	0	13	0	0	2	0	0	0	0	0	7	124
1:00 PM	0	68	28	0	9	1	0	1	0	0	0	0	0	2	109
2:00 PM	0	27	11	1	4	0	0	1	0	0	0	0	0	1	45
3:00 PM	1	26	12	0	4	0	0	0	0	0	0	0	0	1	44
4:00 PM	0	20	9	1	5	0	0	0	0	0	0	0	0	1	36
5:00 PM	0	17	12	0	2	0	0	0	1	0	0	0	0	1	33
6:00 PM	0	16	5	0	0	0	0	1	0	0	0	0	0	0	22
7:00 PM	0	7	1	0	3	0	0	0	0	0	0	0	0	0	11
8:00 PM	0	3	1	0	1	0	0	0	0	0	0	0	0	1	6
9:00 PM	0	1	0	0	1	0	0	0	0	0	0	0	0	2	4
10:00 PM	0	0	0	0	0	0	0	0	0	0	0	0	0	0	0
11:00 PM	0	0	0	0	0	0	0	0	0	0	0	0	0	0	0
Day Total	3	455	197	7	77	5	0	12	3	0	0	0	0	30	789
Percent	0.4%	57.7%	25.0%	0.9%	9.8%	0.6%	0.0%	1.5%	0.4%	0.0%	0.0%	0.0%	0.0%	3.8%	
ADT 789															
AM Peak	6:00 AM	7:00 AM	7:00 AM	11:00 AM	7:00 AM	10:00 AM		9:00 AM	9:00 AM					7:00 AM	7:00 AM
Volume	1	55	18	2	9	2		2	1					5	88
PM Peak	3:00 PM	12:00 PM	1:00 PM	2:00 PM	12:00 PM	1:00 PM		12:00 PM	5:00 PM					12:00 PM	12:00 PM
Volume	1	77	28	1	13	1		2	1					7	124
<i>Comments:</i> N/A															

LOCATION: Eisenhower Blvd btwn SE 18th St and SE 20th Street (main Convention Center access)													QC JOB #: 11348611		
SPECIFIC LOCATION: 10 ft from													DIRECTION: NB		
CITY/STATE: Fort Lauderdale, FL													DATE: Oct 08 2013 - Oct 14 2013		
Start Time	Motor-cycles	Cars & Trailer	2 Axle Long	Buses	2 Axle 6 Tire	3 Axle Single	4 Axle Single	<5 Axle Double	5 Axle Double	>6 Axle Double	<6 Axle Multi	6 Axle Multi	>6 Axle Multi	Not Classified	Total
Grand Total	32	6511	3013	48	849	31	0	127	12	5	4	0	0	562	11194
Percent	0.3%	58.2%	26.9%	0.4%	7.6%	0.3%	0.0%	1.1%	0.1%	0.0%	0.0%	0.0%	0.0%	5.0%	
ADT 1599															
<i>Comments:</i> N/A															



LOCATION: Eisenhower Blvd btwn SE 18th St and SE 20th Street (main Convention Center access)
SPECIFIC LOCATION: 10 ft from
CITY/STATE: Fort Lauderdale, FL

QC JOB #: 11348611
DIRECTION: SB
DATE: Oct 08 2013

Start Time	Motor-cycles	Cars & Trailer	2 Axle Long	Buses	2 Axle 6 Tire	3 Axle Single	4 Axle Single	<5 Axle Double	5 Axle Double	>6 Axle Double	<6 Axle Multi	6 Axle Multi	>6 Axle Multi	Not Classified	Total
12:00 AM	0	0	0	0	0	0	0	0	0	0	0	0	0	0	0
1:00 AM	0	0	1	0	0	0	0	0	0	0	0	0	0	0	1
2:00 AM	0	0	0	0	0	0	0	0	0	0	0	0	0	0	0
3:00 AM	0	0	0	0	0	0	0	0	0	0	0	0	0	0	0
4:00 AM	0	0	0	0	0	0	0	0	0	0	0	0	0	0	0
5:00 AM	0	4	0	0	0	0	0	0	0	0	0	0	0	1	5
6:00 AM	0	11	1	0	0	0	0	0	0	1	0	0	0	1	14
7:00 AM	0	12	9	2	5	0	0	0	0	0	0	0	0	0	28
8:00 AM	0	32	6	1	3	0	0	2	0	0	0	0	0	1	45
9:00 AM	2	14	7	0	4	1	0	1	0	0	0	0	0	2	31
10:00 AM	0	29	6	0	2	0	0	1	0	0	0	0	0	2	40
11:00 AM	0	55	20	0	11	0	0	0	0	0	0	0	0	4	90
12:00 PM	0	94	22	0	6	0	0	1	1	0	0	0	0	4	128
1:00 PM	0	43	11	0	2	1	0	0	0	0	0	0	0	1	58
2:00 PM	0	39	12	1	1	0	0	0	0	0	0	0	0	2	55
3:00 PM	0	44	12	1	3	0	0	0	0	0	0	0	0	2	62
4:00 PM	0	36	13	0	2	0	0	0	0	0	0	0	0	1	52
5:00 PM	0	47	7	0	4	0	0	0	0	0	0	0	0	5	63
6:00 PM	0	22	5	0	1	0	0	0	0	0	0	0	0	3	31
7:00 PM	0	13	5	0	2	0	0	1	0	0	0	0	0	0	21
8:00 PM	0	3	3	0	0	0	0	0	0	0	0	0	0	0	6
9:00 PM	0	3	0	0	0	0	0	0	0	0	0	0	0	2	5
10:00 PM	0	1	0	0	0	0	0	0	0	0	0	0	0	0	1
11:00 PM	0	0	0	0	0	0	0	0	0	0	0	0	0	1	1
Day Total	2	502	140	5	46	2	0	6	1	1	0	0	0	32	737
Percent	0.3%	68.1%	19.0%	0.7%	6.2%	0.3%	0.0%	0.8%	0.1%	0.1%	0.0%	0.0%	0.0%	4.3%	
ADT 737															
AM Peak	9:00 AM	11:00 AM	11:00 AM	7:00 AM	11:00 AM	9:00 AM		8:00 AM		6:00 AM				11:00 AM	11:00 AM
Volume	2	55	20	2	11	1		2		1				4	90
PM Peak		12:00 PM	12:00 PM	2:00 PM	12:00 PM	1:00 PM		12:00 PM	12:00 PM					5:00 PM	12:00 PM
Volume		94	22	1	6	1		1	1					5	128

Comments: N/A

LOCATION: Eisenhower Blvd btwn SE 18th St and SE 20th Street (main Convention Center access)
SPECIFIC LOCATION: 10 ft from
CITY/STATE: Fort Lauderdale, FL

QC JOB #: 11348611
DIRECTION: SB
DATE: Oct 09 2013

Start Time	Motor-cycles	Cars & Trailer	2 Axle Long	Buses	2 Axle 6 Tire	3 Axle Single	4 Axle Single	<5 Axle Double	5 Axle Double	>6 Axle Double	<6 Axle Multi	6 Axle Multi	>6 Axle Multi	Not Classified	Total
12:00 AM	0	0	1	0	0	0	0	0	0	0	0	0	0	0	1
1:00 AM	0	0	0	0	0	0	0	0	0	0	0	0	0	0	0
2:00 AM	0	0	0	0	0	0	0	0	0	0	0	0	0	0	0
3:00 AM	0	0	0	0	0	0	0	0	0	0	0	0	0	0	0
4:00 AM	0	0	0	0	0	0	0	0	0	0	0	0	0	0	0
5:00 AM	0	3	0	0	0	0	0	0	0	2	0	0	0	2	7
6:00 AM	0	6	1	0	1	0	0	1	0	0	0	0	0	0	9
7:00 AM	0	14	8	0	2	0	0	0	1	0	0	0	0	1	26
8:00 AM	0	26	6	1	5	0	0	2	0	0	0	0	0	0	40
9:00 AM	0	26	4	0	5	0	0	1	0	1	0	0	0	0	37
10:00 AM	0	31	9	0	7	0	0	3	2	0	0	0	0	5	57
11:00 AM	2	64	24	3	6	0	0	0	2	0	0	0	0	4	105
12:00 PM	0	77	38	1	8	1	1	1	1	0	0	0	0	4	132
1:00 PM	1	46	10	2	4	1	0	0	0	0	0	0	0	0	64
2:00 PM	0	41	15	0	6	0	0	2	0	0	0	0	0	1	65
3:00 PM	1	26	13	0	3	0	0	2	0	0	0	0	0	2	47
4:00 PM	0	39	17	1	2	0	0	1	0	0	0	0	0	5	65
5:00 PM	0	58	17	0	3	0	0	0	0	0	0	0	0	1	79
6:00 PM	1	27	7	0	1	1	0	0	0	0	0	0	0	5	42
7:00 PM	0	15	5	0	3	0	0	0	0	0	0	0	0	2	25
8:00 PM	0	6	1	0	0	0	0	0	0	0	0	0	0	0	7
9:00 PM	0	3	0	0	0	0	0	0	0	0	0	0	0	0	3
10:00 PM	0	1	0	0	0	0	0	0	0	0	0	0	0	0	1
11:00 PM	0	1	0	0	0	0	0	0	0	0	0	0	0	0	1
Day Total	5	510	176	8	56	3	1	13	6	3	0	0	0	32	813
Percent	0.6%	62.7%	21.6%	1.0%	6.9%	0.4%	0.1%	1.6%	0.7%	0.4%	0.0%	0.0%	0.0%	3.9%	
ADT 813															
AM Peak	11:00 AM	11:00 AM	11:00 AM	11:00 AM	10:00 AM			10:00 AM	10:00 AM	5:00 AM				10:00 AM	11:00 AM
Volume	2	64	24	3	7			3	2	2				5	105
PM Peak	1:00 PM	12:00 PM	12:00 PM	1:00 PM	12:00 PM	12:00 PM	12:00 PM	2:00 PM	12:00 PM					4:00 PM	12:00 PM
Volume	1	77	38	2	8	1	1	2	1					5	132

Comments: N/A

LOCATION: Eisenhower Blvd btwn SE 18th St and SE 20th Street (main Convention Center access)
SPECIFIC LOCATION: 10 ft from
CITY/STATE: Fort Lauderdale, FL

QC JOB #: 11348611
DIRECTION: SB
DATE: Oct 10 2013

Start Time	Motor-cycles	Cars & Trailer	2 Axle Long	Buses	2 Axle 6 Tire	3 Axle Single	4 Axle Single	<5 Axle Double	5 Axle Double	>6 Axle Double	<6 Axle Multi	6 Axle Multi	>6 Axle Multi	Not Classified	Total
12:00 AM	0	0	0	0	0	0	0	0	0	0	0	0	0	0	0
1:00 AM	0	0	0	0	0	0	0	0	0	0	0	0	0	0	0
2:00 AM	0	1	1	0	0	0	0	0	0	0	0	0	0	0	2
3:00 AM	0	0	0	0	0	0	0	0	0	0	0	0	0	0	0
4:00 AM	0	0	0	0	0	0	0	0	0	0	0	0	0	0	0
5:00 AM	0	2	0	0	0	0	0	0	0	3	0	0	0	0	5
6:00 AM	0	10	3	0	0	0	0	1	0	0	0	0	0	0	14
7:00 AM	0	21	9	1	4	0	0	0	0	0	0	0	0	3	38
8:00 AM	0	42	15	1	3	0	0	0	0	0	0	0	0	0	61
9:00 AM	1	35	21	0	5	0	0	0	0	0	0	0	0	2	64
10:00 AM	0	60	28	2	9	0	0	2	0	1	0	0	0	4	106
11:00 AM	0	103	53	2	17	1	0	2	1	0	0	0	0	2	181
12:00 PM	0	180	58	0	16	1	1	4	0	1	0	0	0	6	267
1:00 PM	0	84	40	0	9	0	0	1	0	0	0	0	0	9	143
2:00 PM	1	55	27	1	4	0	0	0	0	0	0	0	0	5	93
3:00 PM	0	42	11	0	4	0	0	1	0	0	0	0	0	0	58
4:00 PM	0	74	20	0	2	1	0	1	0	0	0	0	0	6	104
5:00 PM	0	50	7	0	4	0	0	0	0	0	0	0	0	3	64
6:00 PM	0	29	8	0	1	0	0	0	0	0	0	0	0	1	39
7:00 PM	0	16	5	0	1	0	0	2	0	0	0	0	0	0	24
8:00 PM	0	4	2	0	0	0	0	0	0	0	0	0	0	1	7
9:00 PM	0	0	0	0	0	0	0	0	0	0	0	0	0	0	0
10:00 PM	0	2	0	0	0	0	0	0	0	0	0	0	0	1	3
11:00 PM	0	7	0	0	0	0	0	0	0	0	0	0	0	2	9
Day Total	2	817	308	7	79	3	1	14	1	5	0	0	0	45	1282
Percent	0.2%	63.7%	24.0%	0.5%	6.2%	0.2%	0.1%	1.1%	0.1%	0.4%	0.0%	0.0%	0.0%	3.5%	
ADT 1282															
AM Peak	9:00 AM	11:00 AM	11:00 AM	10:00 AM	11:00 AM	11:00 AM		10:00 AM	11:00 AM	5:00 AM				10:00 AM	11:00 AM
Volume	1	103	53	2	17	1		2	1	3				4	181
PM Peak	2:00 PM	12:00 PM	12:00 PM	2:00 PM	12:00 PM	12:00 PM	12:00 PM	12:00 PM		12:00 PM				1:00 PM	12:00 PM
Volume	1	180	58	1	16	1	1	4		1				9	267

Comments: N/A

LOCATION: Eisenhower Blvd btwn SE 18th St and SE 20th Street (main Convention Center access)
SPECIFIC LOCATION: 10 ft from
CITY/STATE: Fort Lauderdale, FL

QC JOB #: 11348611
DIRECTION: SB
DATE: Oct 11 2013

Start Time	Motor-cycles	Cars & Trailer	2 Axle Long	Buses	2 Axle 6 Tire	3 Axle Single	4 Axle Single	<5 Axle Double	5 Axle Double	>6 Axle Double	<6 Axle Multi	6 Axle Multi	>6 Axle Multi	Not Classified	Total
12:00 AM	0	2	1	0	0	0	0	0	0	0	0	0	0	0	3
1:00 AM	0	2	0	0	0	0	0	0	0	0	0	0	0	0	2
2:00 AM	0	0	0	0	0	0	0	0	0	0	0	0	0	0	0
3:00 AM	0	0	0	0	0	0	0	0	0	0	0	0	0	0	0
4:00 AM	0	1	2	0	0	0	0	0	0	0	0	0	0	0	3
5:00 AM	0	7	1	0	1	2	0	0	0	0	0	0	0	0	11
6:00 AM	0	16	6	0	3	0	0	1	0	1	0	0	0	0	27
7:00 AM	0	25	14	0	0	0	0	1	1	0	0	0	0	0	41
8:00 AM	0	31	12	2	5	0	0	2	0	0	0	0	0	1	53
9:00 AM	0	29	18	0	6	0	0	2	0	0	0	0	0	2	57
10:00 AM	0	58	16	1	4	1	0	2	1	0	0	0	0	0	83
11:00 AM	0	68	29	1	16	0	0	3	0	1	0	0	0	4	122
12:00 PM	0	105	33	2	13	0	0	1	0	0	0	0	0	7	161
1:00 PM	1	71	20	1	5	0	0	0	1	0	0	0	0	11	110
2:00 PM	0	87	21	1	3	1	0	1	0	0	0	0	0	8	122
3:00 PM	0	78	14	1	5	0	0	1	1	0	0	0	0	6	106
4:00 PM	0	90	23	0	3	0	0	0	0	0	0	0	0	4	120
5:00 PM	0	116	16	0	5	0	0	1	0	0	0	0	0	6	144
6:00 PM	4	78	11	0	2	0	0	0	0	0	0	0	0	8	103
7:00 PM	0	104	19	0	3	0	0	0	0	0	0	0	0	0	126
8:00 PM	0	131	16	0	1	0	0	0	0	0	0	0	0	1	149
9:00 PM	0	165	22	1	1	0	0	0	0	0	0	0	0	2	191
10:00 PM	0	114	9	0	4	0	0	0	0	0	0	0	0	4	131
11:00 PM	0	70	9	1	3	0	0	1	0	0	0	0	0	5	89
Day Total	5	1448	312	11	83	4	0	16	4	2	0	0	0	69	1954
Percent	0.3%	74.1%	16.0%	0.6%	4.2%	0.2%	0.0%	0.8%	0.2%	0.1%	0.0%	0.0%	0.0%	3.5%	
ADT 1954															
AM Peak Volume	11:00 AM	11:00 AM	8:00 AM	11:00 AM	5:00 AM			11:00 AM	7:00 AM	6:00 AM				11:00 AM	11:00 AM
PM Peak Volume	6:00 PM	9:00 PM	12:00 PM	12:00 PM	12:00 PM	2:00 PM		12:00 PM	1:00 PM					1:00 PM	9:00 PM

Comments: N/A

LOCATION: Eisenhower Blvd btwn SE 18th St and SE 20th Street (main Convention Center access) SPECIFIC LOCATION: 10 ft from CITY/STATE: Fort Lauderdale, FL														QC JOB #: 11348611 DIRECTION: SB DATE: Oct 12 2013	
Start Time	Motor-cycles	Cars & Trailer	2 Axle Long	Buses	2 Axle 6 Tire	3 Axle Single	4 Axle Single	<5 Axle Double	5 Axle Double	>6 Axle Double	<6 Axle Multi	6 Axle Multi	>6 Axle Multi	Not Classified	Total
12:00 AM	0	53	5	0	1	0	0	0	0	0	0	0	0	5	64
1:00 AM	1	42	6	0	0	0	0	0	0	0	0	0	0	4	53
2:00 AM	0	43	3	0	0	0	0	0	0	0	0	0	0	1	47
3:00 AM	0	103	10	0	0	0	0	0	0	0	0	0	0	3	116
4:00 AM	0	394	27	0	2	0	0	2	0	0	0	0	0	7	432
5:00 AM	0	22	3	0	0	0	0	0	0	0	0	0	0	1	26
6:00 AM	0	33	7	0	0	0	0	0	0	0	0	0	0	1	41
7:00 AM	1	27	4	0	7	0	0	1	0	0	0	0	0	2	42
8:00 AM	0	50	16	1	6	0	0	3	1	0	0	0	0	2	79
9:00 AM	1	70	28	0	10	0	0	0	0	0	0	0	0	5	114
10:00 AM	0	104	37	0	14	1	0	0	0	0	0	0	0	5	161
11:00 AM	1	174	51	2	19	0	0	0	0	0	1	0	0	11	259
12:00 PM	0	310	59	0	27	2	0	5	1	0	0	0	0	27	431
1:00 PM	0	247	49	0	24	1	0	3	0	0	0	0	0	9	333
2:00 PM	0	242	48	0	14	0	0	0	0	0	0	0	0	13	317
3:00 PM	0	214	27	0	2	0	0	1	0	0	0	0	0	10	254
4:00 PM	0	162	31	0	3	0	0	0	0	0	0	0	0	5	201
5:00 PM	0	211	21	0	2	0	0	2	0	0	0	0	0	7	243
6:00 PM	0	136	23	0	4	0	0	1	0	0	0	0	0	3	167
7:00 PM	1	22	3	0	2	0	0	0	0	0	0	0	0	2	30
8:00 PM	1	13	2	0	1	0	0	0	0	0	0	0	0	1	18
9:00 PM	0	28	4	0	1	0	0	0	0	0	0	0	0	0	33
10:00 PM	0	22	7	0	1	0	0	0	0	0	0	0	0	0	30
11:00 PM	0	4	2	0	0	0	0	0	0	0	0	0	0	0	6
Day Total	6	2726	473	3	140	4	0	18	2	0	1	0	0	124	3497
Percent	0.2%	78.0%	13.5%	0.1%	4.0%	0.1%	0.0%	0.5%	0.1%	0.0%	0.0%	0.0%	0.0%	3.5%	
ADT 3497															
AM Peak	1:00 AM	4:00 AM	11:00 AM	11:00 AM	11:00 AM	10:00 AM		8:00 AM	8:00 AM		11:00 AM			11:00 AM	4:00 AM
Volume	1	394	51	2	19	1		3	1		1			11	432
PM Peak	7:00 PM	12:00 PM	12:00 PM		12:00 PM	12:00 PM		12:00 PM	12:00 PM					12:00 PM	12:00 PM
Volume	1	310	59		27	2		5	1					27	431
<i>Comments:</i> N/A															

LOCATION: Eisenhower Blvd btwn SE 18th St and SE 20th Street (main Convention Center access) SPECIFIC LOCATION: 10 ft from CITY/STATE: Fort Lauderdale, FL														QC JOB #: 11348611 DIRECTION: SB DATE: Oct 13 2013	
Start Time	Motor-cycles	Cars & Trailer	2 Axle Long	Buses	2 Axle 6 Tire	3 Axle Single	4 Axle Single	<5 Axle Double	5 Axle Double	>6 Axle Double	<6 Axle Multi	6 Axle Multi	>6 Axle Multi	Not Classified	Total
12:00 AM	0	0	1	0	0	0	0	0	0	0	0	0	0	0	1
1:00 AM	0	0	0	0	0	0	0	0	0	0	0	0	0	0	0
2:00 AM	0	1	0	0	0	0	0	0	0	0	0	0	0	0	1
3:00 AM	0	2	0	0	0	0	0	0	0	0	0	0	0	0	2
4:00 AM	0	1	1	0	0	0	0	0	0	0	0	0	0	0	2
5:00 AM	0	7	6	0	0	0	0	0	0	0	0	0	0	0	13
6:00 AM	0	33	9	0	1	0	0	0	0	0	0	0	0	0	43
7:00 AM	0	46	9	1	9	0	0	1	0	0	0	0	0	2	68
8:00 AM	0	65	26	0	12	1	0	1	0	0	0	0	0	1	106
9:00 AM	0	65	42	4	14	0	0	0	0	0	0	0	0	8	133
10:00 AM	0	126	56	2	17	1	0	3	0	0	0	0	0	9	214
11:00 AM	0	207	77	3	24	0	0	4	0	0	0	0	0	10	325
12:00 PM	0	237	72	3	24	2	0	5	0	1	0	0	0	13	357
1:00 PM	1	235	74	0	22	0	0	1	0	0	0	0	0	8	341
2:00 PM	0	228	51	0	11	1	0	0	0	0	0	0	0	4	295
3:00 PM	1	203	32	0	4	0	0	1	0	0	0	0	0	11	252
4:00 PM	1	151	15	0	2	0	1	1	0	0	0	0	0	4	175
5:00 PM	0	200	31	2	7	0	0	0	0	0	0	0	0	3	243
6:00 PM	0	58	7	0	3	0	0	1	1	0	0	0	0	4	74
7:00 PM	0	8	1	0	0	0	0	0	1	0	0	0	0	0	10
8:00 PM	0	13	2	0	1	0	0	0	0	0	0	0	0	0	16
9:00 PM	0	4	0	0	0	0	0	0	0	0	0	0	0	1	5
10:00 PM	0	3	0	0	0	0	0	0	0	0	0	0	0	1	4
11:00 PM	0	2	0	0	0	0	0	0	0	0	0	0	0	0	2
Day Total	3	1895	512	15	151	5	1	18	2	1	0	0	0	79	2682
Percent	0.1%	70.7%	19.1%	0.6%	5.6%	0.2%	0.0%	0.7%	0.1%	0.0%	0.0%	0.0%	0.0%	2.9%	
ADT 2682															
AM Peak Volume	11:00 AM	11:00 AM	9:00 AM	11:00 AM	8:00 AM	11:00 AM	11:00 AM	11:00 AM	11:00 AM	11:00 AM	11:00 AM	11:00 AM	11:00 AM	11:00 AM	11:00 AM
	207	77	4	24	1	4	4	4	4	4	4	4	4	4	325
PM Peak Volume	1:00 PM	12:00 PM	1:00 PM	12:00 PM	12:00 PM	12:00 PM	4:00 PM	12:00 PM	6:00 PM	12:00 PM	12:00 PM	12:00 PM	12:00 PM	12:00 PM	12:00 PM
	1	237	74	3	24	2	1	5	1	1	1	1	1	13	357
<i>Comments:</i> N/A															

LOCATION: Eisenhower Blvd btwn SE 18th St and SE 20th Street (main Convention Center access) SPECIFIC LOCATION: 10 ft from CITY/STATE: Fort Lauderdale, FL														QC JOB #: 11348611 DIRECTION: SB DATE: Oct 14 2013	
Start Time	Motor-cycles	Cars & Trailer	2 Axle Long	Buses	2 Axle 6 Tire	3 Axle Single	4 Axle Single	<5 Axle Double	5 Axle Double	>6 Axle Double	<6 Axle Multi	6 Axle Multi	>6 Axle Multi	Not Classified	Total
12:00 AM	0	0	0	0	0	0	0	0	0	0	0	0	0	0	0
1:00 AM	0	0	0	0	0	0	0	0	0	0	0	0	0	0	0
2:00 AM	0	0	1	0	0	0	0	0	0	0	0	0	0	0	1
3:00 AM	0	1	0	0	0	0	0	0	0	0	0	0	0	0	1
4:00 AM	0	0	0	0	0	0	0	0	0	0	0	0	0	0	0
5:00 AM	0	2	1	0	0	0	0	0	0	0	0	0	0	0	3
6:00 AM	0	18	4	0	1	0	0	0	0	2	0	0	0	0	25
7:00 AM	0	17	6	0	1	0	0	0	0	0	0	0	0	1	25
8:00 AM	0	17	14	0	5	0	0	1	1	0	0	0	0	2	40
9:00 AM	0	19	2	1	5	1	0	2	0	0	0	0	0	0	30
10:00 AM	1	26	9	2	4	2	0	2	1	0	0	0	0	1	48
11:00 AM	0	43	19	0	4	0	0	3	1	0	0	0	0	0	70
12:00 PM	0	88	22	1	12	0	0	1	0	0	0	0	0	7	131
1:00 PM	0	39	10	1	7	0	0	0	1	0	0	0	0	3	61
2:00 PM	0	39	10	1	2	0	0	1	0	0	0	0	0	3	56
3:00 PM	0	24	11	0	0	0	0	1	0	0	0	0	0	5	41
4:00 PM	1	31	15	0	2	0	0	0	0	0	0	0	0	4	53
5:00 PM	0	39	10	0	1	1	0	0	0	0	0	0	0	1	52
6:00 PM	0	25	4	0	3	0	0	0	0	0	0	0	0	0	32
7:00 PM	0	8	0	0	2	0	0	0	0	0	0	0	0	0	10
8:00 PM	0	2	2	0	1	0	0	0	0	0	0	0	0	1	6
9:00 PM	0	1	1	0	0	0	0	0	0	0	0	0	0	0	2
10:00 PM	0	0	0	0	0	0	0	0	0	0	0	0	0	0	0
11:00 PM	0	0	0	0	0	0	0	0	0	0	0	0	0	0	0
Day Total	2	439	141	6	50	4	0	11	4	2	0	0	0	28	687
Percent	0.3%	63.9%	20.5%	0.9%	7.3%	0.6%	0.0%	1.6%	0.6%	0.3%	0.0%	0.0%	0.0%	4.1%	
ADT 687															
AM Peak	10:00 AM	11:00 AM	11:00 AM	10:00 AM	8:00 AM	10:00 AM		11:00 AM	8:00 AM	6:00 AM				8:00 AM	11:00 AM
Volume	1	43	19	2	5	2		3	1	2				2	70
PM Peak	4:00 PM	12:00 PM	12:00 PM	12:00 PM	12:00 PM	5:00 PM		12:00 PM	1:00 PM					12:00 PM	12:00 PM
Volume	1	88	22	1	12	1		1	1					7	131
<i>Comments:</i> N/A															

LOCATION: Eisenhower Blvd btwn SE 18th St and SE 20th Street (main Convention Center access)													QC JOB #: 11348611		
SPECIFIC LOCATION: 10 ft from													DIRECTION: SB		
CITY/STATE: Fort Lauderdale, FL													DATE: Oct 08 2013 - Oct 14 2013		
Start Time	Motor-cycles	Cars & Trailer	2 Axle Long	Buses	2 Axle 6 Tire	3 Axle Single	4 Axle Single	<5 Axle Double	5 Axle Double	>6 Axle Double	<6 Axle Multi	6 Axle Multi	>6 Axle Multi	Not Classified	Total
Grand Total	25	8337	2062	55	605	25	3	96	20	14	1	0	0	409	11652
Percent	0.2%	71.5%	17.7%	0.5%	5.2%	0.2%	0.0%	0.8%	0.2%	0.1%	0.0%	0.0%	0.0%	3.5%	
ADT 1664															
<i>Comments:</i> N/A															



LOCATION: Eisenhower Blvd btwn SE 20th St and Spangler Blvd (SE 24th Street) SPECIFIC LOCATION: 10 ft from CITY/STATE: Fort Lauderdale, FL														QC JOB #: 11348612 DIRECTION: NB DATE: Oct 08 2013	
Start Time	Motor-cycles	Cars & Trailer	2 Axle Long	Buses	2 Axle 6 Tire	3 Axle Single	4 Axle Single	<5 Axle Double	5 Axle Double	>6 Axle Double	<6 Axle Multi	6 Axle Multi	>6 Axle Multi	Not Classified	Total
12:00 AM	0	2	1	0	0	0	0	0	5	0	0	0	0	0	8
1:00 AM	0	3	1	0	0	0	0	0	12	0	0	0	0	0	16
2:00 AM	0	0	0	0	0	0	0	1	8	0	0	0	0	0	9
3:00 AM	0	2	1	0	0	4	0	1	4	0	0	0	0	0	12
4:00 AM	0	21	2	0	3	1	0	0	13	0	0	0	0	1	41
5:00 AM	0	33	5	0	0	1	0	1	23	0	0	0	0	0	63
6:00 AM	0	41	13	1	7	5	0	3	13	0	0	0	0	0	83
7:00 AM	0	31	17	2	8	3	0	1	12	1	0	0	0	2	77
8:00 AM	0	40	15	3	2	6	0	0	14	0	0	0	0	1	81
9:00 AM	0	28	17	0	7	4	0	2	12	0	0	0	0	2	72
10:00 AM	0	36	13	1	2	1	0	3	16	0	0	0	0	0	72
11:00 AM	4	59	23	0	12	4	0	0	15	0	0	0	0	1	118
12:00 PM	1	85	28	0	6	1	0	2	8	0	0	0	0	1	132
1:00 PM	0	43	21	0	5	5	0	0	14	0	0	0	0	0	88
2:00 PM	0	36	22	0	4	1	0	0	8	0	0	0	0	0	71
3:00 PM	0	33	16	0	6	2	0	1	10	0	0	0	0	3	71
4:00 PM	1	28	11	0	5	6	0	0	8	0	0	0	0	1	60
5:00 PM	1	45	8	0	3	2	0	0	11	0	0	0	0	1	71
6:00 PM	0	22	6	0	3	0	0	0	8	0	0	0	0	0	39
7:00 PM	0	17	6	0	2	1	0	1	12	0	0	0	0	1	40
8:00 PM	0	15	4	0	0	0	0	1	8	0	0	0	0	0	28
9:00 PM	0	23	7	1	2	1	0	0	5	0	0	0	0	0	39
10:00 PM	0	24	1	0	2	1	0	0	7	0	0	0	0	0	35
11:00 PM	0	7	0	0	0	0	0	0	6	0	0	0	0	0	13
Day Total	7	674	238	8	79	49	0	17	252	1	0	0	0	14	1339
Percent	0.5%	50.3%	17.8%	0.6%	5.9%	3.7%	0.0%	1.3%	18.8%	0.1%	0.0%	0.0%	0.0%	1.0%	
ADT 1339															
AM Peak	11:00 AM	11:00 AM	11:00 AM	8:00 AM	11:00 AM	8:00 AM			6:00 AM	5:00 AM	7:00 AM			7:00 AM	11:00 AM
Volume	4	59	23	3	12	6			3	23	1			2	118
PM Peak	12:00 PM	12:00 PM	12:00 PM	9:00 PM	12:00 PM	4:00 PM			12:00 PM	1:00 PM				3:00 PM	12:00 PM
Volume	1	85	28	1	6	6			2	14				3	132
<i>Comments:</i> N/A															

LOCATION: Eisenhower Blvd btwn SE 20th St and Spangler Blvd (SE 24th Street) SPECIFIC LOCATION: 10 ft from CITY/STATE: Fort Lauderdale, FL														QC JOB #: 11348612 DIRECTION: NB DATE: Oct 09 2013	
Start Time	Motor-cycles	Cars & Trailer	2 Axle Long	Buses	2 Axle 6 Tire	3 Axle Single	4 Axle Single	<5 Axle Double	5 Axle Double	>6 Axle Double	<6 Axle Multi	6 Axle Multi	>6 Axle Multi	Not Classified	Total
12:00 AM	0	5	0	0	0	0	0	0	8	0	0	0	0	0	13
1:00 AM	0	4	0	0	0	1	0	2	5	0	0	0	0	0	12
2:00 AM	0	2	0	0	0	2	0	0	8	0	0	0	0	0	12
3:00 AM	0	1	1	0	0	1	0	0	10	0	0	0	0	1	14
4:00 AM	1	6	1	0	0	3	0	0	11	0	0	0	0	0	22
5:00 AM	0	11	0	0	2	3	0	0	14	0	0	0	0	0	30
6:00 AM	0	15	5	0	0	4	0	0	22	0	0	0	1	0	47
7:00 AM	0	36	14	0	2	4	0	0	5	0	0	0	0	0	61
8:00 AM	4	52	16	0	7	2	1	2	14	0	0	0	0	4	102
9:00 AM	0	45	16	0	8	2	0	1	27	0	0	0	0	0	99
10:00 AM	1	28	14	0	7	7	0	0	9	0	0	0	0	5	71
11:00 AM	1	71	30	2	8	6	0	0	15	0	0	0	1	0	134
12:00 PM	3	76	39	1	6	5	0	0	9	0	0	0	0	1	140
1:00 PM	0	42	18	1	5	2	0	0	13	0	0	0	0	0	81
2:00 PM	1	54	17	0	4	5	0	3	12	0	0	0	0	1	97
3:00 PM	0	30	13	1	6	5	0	1	11	0	0	0	0	0	67
4:00 PM	0	29	22	0	4	2	0	1	16	0	0	0	0	1	75
5:00 PM	0	47	11	0	3	1	0	2	8	0	0	0	0	1	73
6:00 PM	0	32	9	0	0	1	0	2	6	0	0	0	0	0	50
7:00 PM	1	12	5	0	5	1	0	0	7	0	0	0	0	1	32
8:00 PM	0	8	0	0	1	0	0	0	9	0	0	0	0	0	18
9:00 PM	0	4	4	0	1	1	0	0	7	0	0	0	0	0	17
10:00 PM	0	7	1	0	1	0	0	0	8	0	0	0	0	0	17
11:00 PM	0	5	1	0	0	0	0	0	8	0	0	0	0	0	14
Day Total	12	622	237	5	70	58	1	14	262	0	0	0	2	15	1298
Percent	0.9%	47.9%	18.3%	0.4%	5.4%	4.5%	0.1%	1.1%	20.2%	0.0%	0.0%	0.0%	0.2%	1.2%	
ADT 1298															
AM Peak Volume	8:00 AM	11:00 AM	11:00 AM	11:00 AM	9:00 AM	10:00 AM	8:00 AM	1:00 AM	9:00 AM				6:00 AM	10:00 AM	11:00 AM
	4	71	30	2	8	7	1	2	27				1	5	134
PM Peak Volume	12:00 PM	12:00 PM	12:00 PM	12:00 PM	12:00 PM	12:00 PM		2:00 PM	4:00 PM					12:00 PM	12:00 PM
	3	76	39	1	6	5		3	16					1	140
<i>Comments:</i> N/A															

LOCATION: Eisenhower Blvd btwn SE 20th St and Spangler Blvd (SE 24th Street) SPECIFIC LOCATION: 10 ft from CITY/STATE: Fort Lauderdale, FL														QC JOB #: 11348612 DIRECTION: NB DATE: Oct 10 2013	
Start Time	Motor-cycles	Cars & Trailer	2 Axle Long	Buses	2 Axle 6 Tire	3 Axle Single	4 Axle Single	<5 Axle Double	5 Axle Double	>6 Axle Double	<6 Axle Multi	6 Axle Multi	>6 Axle Multi	Not Classified	Total
12:00 AM	0	5	0	0	0	0	0	0	3	0	0	0	0	0	8
1:00 AM	0	1	1	0	1	2	0	0	4	0	0	0	0	0	9
2:00 AM	0	1	1	0	1	1	0	1	3	0	0	0	0	0	8
3:00 AM	0	3	0	0	0	2	0	0	4	0	0	0	0	0	9
4:00 AM	1	13	0	1	1	2	0	0	10	0	0	0	0	0	28
5:00 AM	0	30	8	0	1	3	0	0	19	0	0	0	0	2	63
6:00 AM	0	66	16	4	2	7	0	0	16	0	0	0	0	0	111
7:00 AM	2	96	29	16	7	7	0	0	18	1	0	0	0	6	182
8:00 AM	0	142	32	12	6	1	0	0	10	0	0	0	0	1	204
9:00 AM	1	77	30	9	4	2	0	1	24	0	0	0	0	1	149
10:00 AM	1	78	45	4	9	2	0	3	29	0	0	0	1	3	175
11:00 AM	0	146	71	11	23	6	0	3	14	0	0	0	2	4	280
12:00 PM	1	211	71	8	20	3	0	5	16	0	0	0	1	3	339
1:00 PM	1	119	36	8	8	4	0	0	14	0	0	0	0	1	191
2:00 PM	2	39	25	9	6	0	0	2	10	0	0	0	1	3	97
3:00 PM	0	31	8	3	2	1	0	3	21	0	0	0	0	2	71
4:00 PM	3	52	14	1	1	7	0	0	13	0	0	0	0	1	92
5:00 PM	0	37	8	0	5	2	0	3	24	0	0	0	0	0	79
6:00 PM	0	30	10	1	3	2	0	0	19	0	0	0	0	0	65
7:00 PM	0	18	3	0	2	0	0	1	15	0	0	0	0	0	39
8:00 PM	0	10	4	0	0	2	0	0	18	0	0	0	0	0	34
9:00 PM	0	4	1	0	0	1	0	1	12	0	0	0	0	0	19
10:00 PM	0	8	1	0	0	0	0	0	9	0	0	0	0	0	18
11:00 PM	1	6	2	0	0	2	0	0	9	0	0	0	0	0	20
Day Total	13	1223	416	87	102	59	0	23	334	1	0	0	5	27	2290
Percent	0.6%	53.4%	18.2%	3.8%	4.5%	2.6%	0.0%	1.0%	14.6%	0.0%	0.0%	0.0%	0.2%	1.2%	
ADT 2290															
AM Peak	7:00 AM	11:00 AM	11:00 AM	7:00 AM	11:00 AM	6:00 AM		10:00 AM	10:00 AM	7:00 AM			11:00 AM	7:00 AM	11:00 AM
Volume	2	146	71	16	23	7		3	29	1			2	6	280
PM Peak	4:00 PM	12:00 PM	12:00 PM	2:00 PM	12:00 PM	4:00 PM		12:00 PM	5:00 PM				12:00 PM	12:00 PM	12:00 PM
Volume	3	211	71	9	20	7		5	24				1	3	339
<i>Comments:</i> N/A															

LOCATION: Eisenhower Blvd btwn SE 20th St and Spangler Blvd (SE 24th Street) SPECIFIC LOCATION: 10 ft from CITY/STATE: Fort Lauderdale, FL														QC JOB #: 11348612 DIRECTION: NB DATE: Oct 11 2013	
Start Time	Motor-cycles	Cars & Trailer	2 Axle Long	Buses	2 Axle 6 Tire	3 Axle Single	4 Axle Single	<5 Axle Double	5 Axle Double	>6 Axle Double	<6 Axle Multi	6 Axle Multi	>6 Axle Multi	Not Classified	Total
12:00 AM	0	3	0	0	0	0	0	0	12	0	0	0	0	3	18
1:00 AM	0	6	1	0	0	1	0	0	5	0	0	0	0	0	13
2:00 AM	0	3	1	0	0	2	0	0	6	0	0	0	0	0	12
3:00 AM	0	3	1	0	1	0	0	1	7	0	0	0	0	0	13
4:00 AM	0	23	4	0	1	5	0	0	11	0	0	0	0	1	45
5:00 AM	0	41	12	1	3	1	0	2	18	0	0	0	0	0	78
6:00 AM	0	62	23	1	7	4	0	2	11	0	0	0	1	0	111
7:00 AM	0	54	22	2	4	5	0	1	8	0	0	0	0	2	98
8:00 AM	2	44	27	0	5	0	0	0	13	0	0	0	0	2	93
9:00 AM	0	44	22	1	4	2	0	0	8	0	0	0	0	1	82
10:00 AM	1	34	22	1	7	3	0	2	22	0	0	0	0	3	95
11:00 AM	0	61	23	1	15	3	0	0	15	0	0	0	0	1	119
12:00 PM	0	104	28	4	12	4	0	0	14	0	0	0	0	3	169
1:00 PM	1	73	32	2	7	3	0	2	10	0	0	0	0	0	130
2:00 PM	1	43	18	0	4	1	0	2	16	0	0	0	1	0	86
3:00 PM	0	34	16	1	6	2	0	0	7	0	0	0	0	0	66
4:00 PM	0	56	17	0	2	2	0	1	7	0	0	0	0	1	86
5:00 PM	1	63	17	0	3	0	0	2	7	0	0	0	0	1	94
6:00 PM	0	46	13	0	3	0	0	0	6	0	0	0	0	0	68
7:00 PM	0	40	8	0	2	1	0	0	6	0	0	0	0	0	57
8:00 PM	1	43	9	1	0	1	0	0	5	0	0	0	0	0	60
9:00 PM	0	60	9	2	1	0	0	0	12	0	0	0	0	0	84
10:00 PM	0	78	8	0	2	1	0	1	6	0	0	0	0	2	98
11:00 PM	0	66	4	0	4	0	0	0	9	0	0	0	0	1	84
Day Total	7	1084	337	17	93	41	0	16	241	0	0	0	2	21	1859
Percent	0.4%	58.3%	18.1%	0.9%	5.0%	2.2%	0.0%	0.9%	13.0%	0.0%	0.0%	0.0%	0.1%	1.1%	
ADT 1859															
AM Peak	8:00 AM	6:00 AM	8:00 AM	7:00 AM	11:00 AM	4:00 AM		5:00 AM	10:00 AM				6:00 AM	12:00 AM	11:00 AM
Volume	2	62	27	2	15	5		2	22				1	3	119
PM Peak	1:00 PM	12:00 PM	1:00 PM	12:00 PM	12:00 PM	12:00 PM		1:00 PM	2:00 PM				2:00 PM	12:00 PM	12:00 PM
Volume	1	104	32	4	12	4		2	16				1	3	169
<i>Comments:</i> N/A															

LOCATION: Eisenhower Blvd btwn SE 20th St and Spangler Blvd (SE 24th Street) SPECIFIC LOCATION: 10 ft from CITY/STATE: Fort Lauderdale, FL														QC JOB #: 11348612 DIRECTION: NB DATE: Oct 12 2013	
Start Time	Motor-cycles	Cars & Trailer	2 Axle Long	Buses	2 Axle 6 Tire	3 Axle Single	4 Axle Single	<5 Axle Double	5 Axle Double	>6 Axle Double	<6 Axle Multi	6 Axle Multi	>6 Axle Multi	Not Classified	Total
12:00 AM	0	68	5	0	1	0	0	1	5	0	0	0	0	1	81
1:00 AM	0	45	5	0	0	3	0	1	3	0	0	0	0	0	57
2:00 AM	0	16	4	0	0	0	0	0	7	0	0	0	0	0	27
3:00 AM	0	25	2	0	0	3	0	0	10	0	0	0	0	0	40
4:00 AM	0	17	5	1	2	3	0	1	11	0	0	0	0	1	41
5:00 AM	0	18	7	1	0	2	0	0	9	0	0	0	0	0	37
6:00 AM	0	37	9	1	1	1	0	0	11	0	0	0	0	0	60
7:00 AM	0	56	16	0	6	0	0	0	13	0	0	0	0	0	91
8:00 AM	0	130	34	2	11	1	0	1	10	0	0	0	0	3	192
9:00 AM	0	129	45	0	16	2	0	0	8	0	0	0	0	2	202
10:00 AM	0	108	41	0	20	0	0	1	8	0	0	0	0	1	179
11:00 AM	1	131	78	4	24	2	0	3	2	0	0	0	0	2	247
12:00 PM	0	112	71	0	34	1	0	3	11	0	0	0	0	2	234
1:00 PM	0	93	59	0	20	2	0	2	7	0	0	0	0	0	183
2:00 PM	1	106	49	0	13	0	0	0	4	0	0	0	0	0	173
3:00 PM	0	88	20	0	6	0	0	1	7	0	0	0	0	1	123
4:00 PM	0	34	17	0	3	0	0	1	4	0	0	0	0	0	59
5:00 PM	0	21	8	0	0	1	0	1	5	0	0	0	0	0	36
6:00 PM	0	10	7	0	1	0	0	0	9	0	0	0	0	0	27
7:00 PM	0	8	4	0	0	0	0	0	11	0	0	0	0	0	23
8:00 PM	0	10	4	0	2	0	0	1	5	0	0	0	0	3	25
9:00 PM	1	10	4	0	0	1	0	0	7	0	0	0	0	0	23
10:00 PM	0	3	4	0	0	0	0	0	5	0	0	0	0	0	12
11:00 PM	0	13	1	0	0	0	0	0	1	0	0	0	0	0	15
Day Total	3	1288	499	9	160	22	0	17	173	0	0	0	0	16	2187
Percent	0.1%	58.9%	22.8%	0.4%	7.3%	1.0%	0.0%	0.8%	7.9%	0.0%	0.0%	0.0%	0.0%	0.7%	
ADT 2187															
AM Peak	11:00 AM	11:00 AM	11:00 AM	11:00 AM	11:00 AM	1:00 AM		11:00 AM	7:00 AM					8:00 AM	11:00 AM
Volume	1	131	78	4	24	3		3	13					3	247
PM Peak	2:00 PM	12:00 PM	12:00 PM		12:00 PM	1:00 PM		12:00 PM	12:00 PM					8:00 PM	12:00 PM
Volume	1	112	71		34	2		3	11					3	234
<i>Comments:</i> N/A															

LOCATION: Eisenhower Blvd btwn SE 20th St and Spangler Blvd (SE 24th Street) SPECIFIC LOCATION: 10 ft from CITY/STATE: Fort Lauderdale, FL														QC JOB #: 11348612 DIRECTION: NB DATE: Oct 13 2013	
Start Time	Motor-cycles	Cars & Trailer	2 Axle Long	Buses	2 Axle 6 Tire	3 Axle Single	4 Axle Single	<5 Axle Double	5 Axle Double	>6 Axle Double	<6 Axle Multi	6 Axle Multi	>6 Axle Multi	Not Classified	Total
12:00 AM	0	4	1	0	0	1	0	0	3	0	0	0	0	0	9
1:00 AM	0	3	0	0	0	0	0	0	5	0	0	0	0	0	8
2:00 AM	0	3	1	0	0	0	0	0	6	0	0	0	0	0	10
3:00 AM	0	2	2	0	0	0	0	0	5	0	0	0	0	0	9
4:00 AM	0	19	9	0	1	0	0	0	6	0	0	0	0	0	35
5:00 AM	0	71	24	0	0	0	0	2	7	0	0	0	0	2	106
6:00 AM	0	89	34	7	12	1	0	2	8	1	0	0	1	0	155
7:00 AM	0	104	48	16	16	0	0	3	8	1	0	0	0	5	201
8:00 AM	0	95	43	9	21	1	0	5	16	1	0	0	0	1	192
9:00 AM	1	94	68	18	22	2	1	3	7	0	0	0	0	4	220
10:00 AM	1	156	97	9	23	2	0	7	5	0	1	0	0	5	306
11:00 AM	1	201	115	14	39	1	0	11	9	0	2	0	1	8	402
12:00 PM	2	226	111	14	35	1	1	12	8	0	1	0	1	12	424
1:00 PM	1	139	81	11	21	2	0	9	9	0	0	0	0	5	278
2:00 PM	1	127	50	3	11	2	0	1	1	0	0	0	0	2	198
3:00 PM	0	91	33	3	5	0	0	2	8	0	0	0	0	1	143
4:00 PM	0	30	10	0	1	0	0	2	4	0	0	0	0	0	47
5:00 PM	0	25	6	0	0	0	0	1	9	0	0	0	0	1	42
6:00 PM	0	13	3	0	3	0	0	1	8	0	0	0	0	0	28
7:00 PM	0	8	1	0	0	1	0	1	9	0	0	0	0	0	20
8:00 PM	0	21	1	0	0	0	0	0	8	0	0	0	0	0	30
9:00 PM	0	20	10	1	1	0	0	0	8	0	0	0	0	0	40
10:00 PM	0	26	7	0	4	0	0	0	7	0	0	0	0	2	46
11:00 PM	0	8	2	0	0	2	0	0	11	0	0	0	0	0	23
Day Total	7	1575	757	105	215	16	2	62	175	3	4	0	3	48	2972
Percent	0.2%	53.0%	25.5%	3.5%	7.2%	0.5%	0.1%	2.1%	5.9%	0.1%	0.1%	0.0%	0.1%	1.6%	
ADT 2972															
AM Peak Volume	9:00 AM	11:00 AM	11:00 AM	9:00 AM	11:00 AM	9:00 AM	9:00 AM	11:00 AM	8:00 AM	6:00 AM	11:00 AM		6:00 AM	11:00 AM	11:00 AM
AM Peak Volume	1	201	115	18	39	2	1	11	16	1	2		1	8	402
PM Peak Volume	12:00 PM	12:00 PM	12:00 PM	12:00 PM	12:00 PM	1:00 PM	12:00 PM	12:00 PM	11:00 PM		12:00 PM		12:00 PM	12:00 PM	12:00 PM
PM Peak Volume	2	226	111	14	35	2	1	12	11		1		1	12	424
<i>Comments:</i> N/A															

LOCATION: Eisenhower Blvd btwn SE 20th St and Spangler Blvd (SE 24th Street) SPECIFIC LOCATION: 10 ft from CITY/STATE: Fort Lauderdale, FL														QC JOB #: 11348612 DIRECTION: NB DATE: Oct 14 2013	
Start Time	Motor-cycles	Cars & Trailer	2 Axle Long	Buses	2 Axle 6 Tire	3 Axle Single	4 Axle Single	<5 Axle Double	5 Axle Double	>6 Axle Double	<6 Axle Multi	6 Axle Multi	>6 Axle Multi	Not Classified	Total
12:00 AM	0	0	0	0	0	1	0	0	10	0	0	0	0	0	11
1:00 AM	0	2	1	0	1	0	0	0	3	0	0	0	0	0	7
2:00 AM	0	1	0	0	0	0	0	0	6	0	0	0	0	0	7
3:00 AM	0	3	2	0	0	0	0	0	5	0	0	0	0	1	11
4:00 AM	1	21	6	0	0	1	0	0	11	0	0	0	0	0	40
5:00 AM	0	30	8	1	2	2	0	0	15	0	0	0	0	1	59
6:00 AM	0	49	12	1	7	4	0	0	16	0	0	0	0	0	89
7:00 AM	0	29	16	0	7	7	0	0	11	0	0	0	1	0	71
8:00 AM	0	26	28	2	3	1	0	1	8	0	0	0	0	0	69
9:00 AM	1	29	6	2	5	4	0	1	18	0	0	0	0	0	66
10:00 AM	0	29	21	0	8	3	0	1	9	0	0	0	0	1	72
11:00 AM	0	45	23	0	12	2	0	5	11	0	0	0	0	1	99
12:00 PM	0	75	36	0	15	4	0	1	13	0	0	0	0	3	147
1:00 PM	2	41	15	2	7	0	0	0	9	0	0	0	0	3	79
2:00 PM	1	38	17	0	3	3	0	2	10	0	0	0	0	1	75
3:00 PM	0	26	11	1	2	2	0	2	6	0	0	0	0	0	50
4:00 PM	2	24	15	0	1	2	0	2	11	0	0	0	0	2	59
5:00 PM	0	31	13	0	4	0	0	0	6	0	0	0	0	0	54
6:00 PM	0	25	6	0	3	0	0	1	8	0	0	0	0	1	44
7:00 PM	0	7	1	0	4	0	0	1	7	0	0	0	0	0	20
8:00 PM	0	13	2	0	1	1	0	1	7	0	0	0	0	0	25
9:00 PM	0	14	9	1	1	0	0	0	15	0	0	0	0	0	40
10:00 PM	0	11	3	0	0	0	0	0	5	0	0	0	0	0	19
11:00 PM	0	4	1	0	1	0	0	0	10	0	0	0	0	0	16
Day Total	7	573	252	10	87	37	0	18	230	0	0	0	1	14	1229
Percent	0.6%	46.6%	20.5%	0.8%	7.1%	3.0%	0.0%	1.5%	18.7%	0.0%	0.0%	0.0%	0.1%	1.1%	
ADT 1229															
AM Peak	4:00 AM	6:00 AM	8:00 AM	8:00 AM	11:00 AM	7:00 AM		11:00 AM	9:00 AM				7:00 AM	3:00 AM	11:00 AM
Volume	1	49	28	2	12	7		5	18				1	1	99
PM Peak	1:00 PM	12:00 PM	12:00 PM	1:00 PM	12:00 PM	12:00 PM		2:00 PM	9:00 PM					12:00 PM	12:00 PM
Volume	2	75	36	2	15	4		2	15					3	147
Comments: N/A															

LOCATION: Eisenhower Blvd btwn SE 20th St and Spangler Blvd (SE 24th Street)													QC JOB #: 11348612		
SPECIFIC LOCATION: 10 ft from													DIRECTION: NB		
CITY/STATE: Fort Lauderdale, FL													DATE: Oct 08 2013 - Oct 14 2013		
Start Time	Motor-cycles	Cars & Trailer	2 Axle Long	Buses	2 Axle 6 Tire	3 Axle Single	4 Axle Single	<5 Axle Double	5 Axle Double	>6 Axle Double	<6 Axle Multi	6 Axle Multi	>6 Axle Multi	Not Classified	Total
Grand Total	56	7039	2736	241	806	282	3	167	1667	5	4	0	13	155	13174
Percent	0.4%	53.4%	20.8%	1.8%	6.1%	2.1%	0.0%	1.3%	12.7%	0.0%	0.0%	0.0%	0.1%	1.2%	
ADT 1882															
<i>Comments:</i> N/A															



LOCATION: Eisenhower Blvd btwn SE 20th St and Spangler Blvd (SE 24th Street) SPECIFIC LOCATION: 10 ft from CITY/STATE: Fort Lauderdale, FL														QC JOB #: 11348612 DIRECTION: SB DATE: Oct 08 2013	
Start Time	Motor-cycles	Cars & Trailer	2 Axle Long	Buses	2 Axle 6 Tire	3 Axle Single	4 Axle Single	<5 Axle Double	5 Axle Double	>6 Axle Double	<6 Axle Multi	6 Axle Multi	>6 Axle Multi	Not Classified	Total
12:00 AM	0	5	1	0	0	1	0	0	8	0	0	0	0	0	15
1:00 AM	1	3	1	0	0	1	0	0	7	0	0	0	0	0	13
2:00 AM	0	2	0	0	0	0	0	0	13	0	0	0	0	0	15
3:00 AM	0	3	0	0	1	2	0	0	5	0	0	0	0	0	11
4:00 AM	0	5	1	0	0	3	0	0	7	0	0	0	0	0	16
5:00 AM	0	16	2	0	5	0	0	0	19	0	0	0	0	1	43
6:00 AM	0	36	17	0	5	4	0	1	16	0	0	0	0	1	80
7:00 AM	2	48	25	2	6	3	0	0	16	0	0	0	0	1	103
8:00 AM	1	49	11	1	9	6	0	0	12	0	0	0	0	0	89
9:00 AM	0	22	30	2	5	3	0	2	16	0	0	0	0	4	84
10:00 AM	0	30	19	0	4	3	0	0	13	0	0	0	0	1	70
11:00 AM	4	51	25	0	12	4	0	1	17	0	0	0	0	1	115
12:00 PM	2	71	29	1	6	0	0	3	11	0	0	0	0	2	125
1:00 PM	1	64	36	0	6	4	0	0	14	0	0	0	0	0	125
2:00 PM	1	53	26	0	5	3	0	0	10	0	0	0	0	0	98
3:00 PM	1	41	19	0	10	3	0	3	5	0	1	0	0	0	83
4:00 PM	0	41	13	0	8	5	0	0	8	0	0	0	0	0	75
5:00 PM	0	39	5	0	2	1	0	1	11	0	0	0	0	0	59
6:00 PM	0	30	5	0	8	0	0	0	15	0	0	0	0	0	58
7:00 PM	0	17	3	0	3	0	0	0	9	0	0	0	0	0	32
8:00 PM	0	6	2	0	1	1	0	0	11	0	0	0	0	0	21
9:00 PM	0	25	1	0	2	1	0	0	6	0	0	0	0	0	35
10:00 PM	0	42	11	1	4	1	0	0	9	0	0	0	0	0	68
11:00 PM	0	17	0	0	0	0	0	0	5	0	0	0	0	0	22
Day Total	13	716	282	7	102	49	0	11	263	0	1	0	0	11	1455
Percent	0.9%	49.2%	19.4%	0.5%	7.0%	3.4%	0.0%	0.8%	18.1%	0.0%	0.1%	0.0%	0.0%	0.8%	
ADT 1455															
AM Peak	11:00 AM	11:00 AM	9:00 AM	7:00 AM	11:00 AM	8:00 AM		9:00 AM	5:00 AM					9:00 AM	11:00 AM
Volume	4	51	30	2	12	6		2	19					4	115
PM Peak	12:00 PM	12:00 PM	1:00 PM	12:00 PM	3:00 PM	4:00 PM		12:00 PM	6:00 PM		3:00 PM			12:00 PM	12:00 PM
Volume	2	71	36	1	10	5		3	15		1			2	125
<i>Comments:</i> N/A															

LOCATION: Eisenhower Blvd btwn SE 20th St and Spangler Blvd (SE 24th Street) SPECIFIC LOCATION: 10 ft from CITY/STATE: Fort Lauderdale, FL														QC JOB #: 11348612 DIRECTION: SB DATE: Oct 09 2013	
Start Time	Motor-cycles	Cars & Trailer	2 Axle Long	Buses	2 Axle 6 Tire	3 Axle Single	4 Axle Single	<5 Axle Double	5 Axle Double	>6 Axle Double	<6 Axle Multi	6 Axle Multi	>6 Axle Multi	Not Classified	Total
12:00 AM	0	15	1	0	0	0	0	0	8	0	0	0	0	0	24
1:00 AM	0	6	1	0	0	1	0	0	8	0	0	0	0	0	16
2:00 AM	0	1	1	0	0	0	0	0	5	0	0	0	0	0	7
3:00 AM	1	2	0	0	0	3	0	0	11	0	0	0	0	0	17
4:00 AM	0	3	0	0	0	3	0	0	9	0	0	0	0	0	15
5:00 AM	1	13	4	0	2	0	0	0	15	0	0	0	0	1	36
6:00 AM	1	26	6	0	1	5	0	0	13	0	0	0	0	3	55
7:00 AM	1	36	16	0	2	6	0	0	16	0	0	0	0	0	77
8:00 AM	0	36	22	0	6	1	0	0	11	0	0	0	0	0	76
9:00 AM	1	33	17	1	7	2	0	0	17	0	0	0	0	0	78
10:00 AM	1	29	18	0	7	4	0	1	17	0	0	0	0	2	79
11:00 AM	0	32	31	0	8	10	0	2	16	0	0	0	0	1	100
12:00 PM	1	78	35	0	11	7	0	0	12	0	0	0	0	3	147
1:00 PM	2	94	30	0	7	3	0	1	13	0	0	0	0	2	152
2:00 PM	0	47	24	0	7	2	0	2	10	0	0	0	0	0	92
3:00 PM	1	52	17	1	6	3	0	0	16	0	0	0	0	1	97
4:00 PM	0	48	14	1	5	4	0	0	12	1	0	0	0	0	85
5:00 PM	0	54	10	0	2	2	0	0	10	0	0	0	0	0	78
6:00 PM	1	25	9	0	4	2	0	1	7	0	0	0	0	1	50
7:00 PM	0	19	1	0	2	1	0	0	11	0	0	0	0	1	35
8:00 PM	0	6	3	0	3	1	0	1	5	0	0	0	0	0	19
9:00 PM	2	7	3	0	2	0	0	2	10	0	0	0	0	1	27
10:00 PM	0	3	1	0	1	1	0	0	8	0	0	0	0	0	14
11:00 PM	0	13	1	0	0	0	0	0	6	0	0	0	0	0	20
Day Total	13	678	265	3	83	61	0	10	266	1	0	0	0	16	1396
Percent	0.9%	48.6%	19.0%	0.2%	5.9%	4.4%	0.0%	0.7%	19.1%	0.1%	0.0%	0.0%	0.0%	1.1%	
ADT 1396															
AM Peak	3:00 AM	7:00 AM	11:00 AM	9:00 AM	11:00 AM	11:00 AM		11:00 AM	9:00 AM					6:00 AM	11:00 AM
Volume	1	36	31	1	8	10		2	17					3	100
PM Peak	1:00 PM	1:00 PM	12:00 PM	3:00 PM	12:00 PM	12:00 PM		2:00 PM	3:00 PM	4:00 PM				12:00 PM	1:00 PM
Volume	2	94	35	1	11	7		2	16	1				3	152
<i>Comments:</i> N/A															


LOCATION: Eisenhower Blvd btwn SE 20th St and Spangler Blvd (SE 24th Street) SPECIFIC LOCATION: 10 ft from CITY/STATE: Fort Lauderdale, FL														QC JOB #: 11348612 DIRECTION: SB DATE: Oct 10 2013	
Start Time	Motor-cycles	Cars & Trailer	2 Axle Long	Buses	2 Axle 6 Tire	3 Axle Single	4 Axle Single	<5 Axle Double	5 Axle Double	>6 Axle Double	<6 Axle Multi	6 Axle Multi	>6 Axle Multi	Not Classified	Total
12:00 AM	0	13	2	0	0	0	0	0	5	0	0	0	0	0	20
1:00 AM	1	2	0	0	0	2	0	0	4	0	0	0	0	0	9
2:00 AM	0	2	0	0	1	1	0	0	3	0	0	0	0	0	7
3:00 AM	0	2	0	0	0	3	0	0	3	0	0	0	0	0	8
4:00 AM	0	4	0	0	2	2	0	0	8	0	0	0	0	1	17
5:00 AM	0	8	4	0	1	1	0	0	14	0	0	0	0	0	28
6:00 AM	2	17	10	0	3	4	0	0	16	0	0	0	0	0	52
7:00 AM	1	75	14	1	5	12	0	0	11	0	0	0	0	0	119
8:00 AM	2	89	38	4	11	6	0	3	9	0	0	0	0	5	167
9:00 AM	1	59	25	7	13	3	0	3	14	0	0	0	0	2	127
10:00 AM	0	82	38	17	16	2	0	3	21	0	0	0	0	5	184
11:00 AM	1	120	57	10	28	1	0	5	24	0	1	0	0	10	257
12:00 PM	0	162	77	16	26	8	0	8	22	0	0	0	1	11	331
1:00 PM	1	137	48	11	20	1	0	4	13	0	0	0	0	6	241
2:00 PM	0	91	30	6	7	1	0	1	9	0	1	0	0	3	149
3:00 PM	3	74	29	4	9	4	0	1	19	0	0	0	0	5	148
4:00 PM	2	78	22	2	3	5	0	0	13	0	0	0	0	2	127
5:00 PM	3	72	9	0	2	4	0	2	21	0	0	0	0	2	115
6:00 PM	1	36	6	0	4	3	0	1	16	0	0	0	0	2	69
7:00 PM	1	13	3	0	4	3	0	0	19	0	0	0	0	0	43
8:00 PM	0	12	0	0	1	1	0	0	16	0	0	0	0	0	30
9:00 PM	0	7	0	0	1	2	0	3	16	0	0	0	0	3	32
10:00 PM	0	2	1	0	0	0	0	0	12	0	0	0	0	0	15
11:00 PM	1	11	3	0	0	0	0	0	8	0	0	0	0	0	23
Day Total	20	1168	416	78	157	69	0	34	316	0	2	0	1	57	2318
Percent	0.9%	50.4%	17.9%	3.4%	6.8%	3.0%	0.0%	1.5%	13.6%	0.0%	0.1%	0.0%	0.0%	2.5%	
ADT 2318															
AM Peak	6:00 AM	11:00 AM	11:00 AM	10:00 AM	11:00 AM	7:00 AM		11:00 AM	11:00 AM		11:00 AM			11:00 AM	11:00 AM
Volume	2	120	57	17	28	12		5	24		1			10	257
PM Peak	3:00 PM	12:00 PM	12:00 PM	12:00 PM	12:00 PM	12:00 PM		12:00 PM	12:00 PM		2:00 PM		12:00 PM	12:00 PM	12:00 PM
Volume	3	162	77	16	26	8		8	22		1		1	11	331
<i>Comments:</i> N/A															

LOCATION: Eisenhower Blvd btwn SE 20th St and Spangler Blvd (SE 24th Street) SPECIFIC LOCATION: 10 ft from CITY/STATE: Fort Lauderdale, FL														QC JOB #: 11348612 DIRECTION: SB DATE: Oct 11 2013	
Start Time	Motor-cycles	Cars & Trailer	2 Axle Long	Buses	2 Axle 6 Tire	3 Axle Single	4 Axle Single	<5 Axle Double	5 Axle Double	>6 Axle Double	<6 Axle Multi	6 Axle Multi	>6 Axle Multi	Not Classified	Total
12:00 AM	2	13	3	0	0	2	0	0	11	0	0	0	0	2	33
1:00 AM	0	8	2	0	0	0	0	0	6	0	0	0	0	0	16
2:00 AM	1	3	0	0	0	2	0	0	5	0	0	0	0	0	11
3:00 AM	0	3	1	0	0	2	0	0	8	0	0	0	0	0	14
4:00 AM	0	5	0	0	0	4	0	0	7	0	0	0	0	0	16
5:00 AM	1	20	4	0	2	2	0	0	14	0	0	0	0	0	43
6:00 AM	0	45	23	0	13	1	0	1	13	0	0	0	0	1	97
7:00 AM	1	51	33	3	5	7	0	0	12	0	0	0	0	2	114
8:00 AM	0	40	26	0	8	3	0	1	11	0	0	0	0	3	92
9:00 AM	0	33	22	1	2	1	0	0	11	0	0	0	0	0	70
10:00 AM	1	24	24	2	9	4	0	0	12	0	0	0	0	0	76
11:00 AM	1	35	33	1	9	1	0	2	15	0	0	0	0	4	101
12:00 PM	2	90	38	2	12	7	0	3	13	0	0	0	0	2	169
1:00 PM	3	98	32	2	12	4	0	3	13	0	0	0	0	4	171
2:00 PM	3	58	26	2	7	2	0	0	11	0	0	0	0	0	109
3:00 PM	0	56	26	1	1	0	0	1	12	0	0	0	0	0	97
4:00 PM	0	55	20	0	5	3	0	0	9	0	0	0	0	1	93
5:00 PM	0	52	8	0	3	0	0	1	6	0	0	0	0	2	72
6:00 PM	0	37	12	0	3	1	0	1	7	0	0	0	0	1	62
7:00 PM	0	17	3	0	1	1	0	0	5	0	0	0	0	0	27
8:00 PM	1	10	2	0	1	3	0	0	7	0	0	0	0	0	24
9:00 PM	0	11	1	0	0	0	0	0	10	0	0	0	0	0	22
10:00 PM	0	7	4	0	0	1	0	0	9	0	0	0	0	0	21
11:00 PM	0	23	4	1	0	1	0	0	3	0	0	0	0	1	33
Day Total	16	794	347	15	93	52	0	13	230	0	0	0	0	23	1583
Percent	1.0%	50.2%	21.9%	0.9%	5.9%	3.3%	0.0%	0.8%	14.5%	0.0%	0.0%	0.0%	0.0%	1.5%	
ADT 1583															
AM Peak Volume	12:00 AM	7:00 AM	7:00 AM	7:00 AM	6:00 AM	7:00 AM			11:00 AM	11:00 AM				11:00 AM	7:00 AM
	2	51	33	3	13	7			2	15				4	114
PM Peak Volume	1:00 PM	1:00 PM	12:00 PM	12:00 PM	12:00 PM	12:00 PM			12:00 PM	12:00 PM				1:00 PM	1:00 PM
	3	98	38	2	12	7			3	13				4	171
<i>Comments:</i> N/A															

LOCATION: Eisenhower Blvd btwn SE 20th St and Spangler Blvd (SE 24th Street) SPECIFIC LOCATION: 10 ft from CITY/STATE: Fort Lauderdale, FL														QC JOB #: 11348612 DIRECTION: SB DATE: Oct 12 2013	
Start Time	Motor-cycles	Cars & Trailer	2 Axle Long	Buses	2 Axle 6 Tire	3 Axle Single	4 Axle Single	<5 Axle Double	5 Axle Double	>6 Axle Double	<6 Axle Multi	6 Axle Multi	>6 Axle Multi	Not Classified	Total
12:00 AM	1	8	2	0	0	2	0	0	12	0	0	0	0	0	25
1:00 AM	0	15	0	0	0	2	0	0	4	0	0	0	0	0	21
2:00 AM	0	4	1	0	1	1	0	0	4	0	0	0	0	1	12
3:00 AM	0	8	0	0	0	1	0	0	9	0	0	0	0	0	18
4:00 AM	0	23	1	0	2	2	0	0	9	0	0	0	0	1	38
5:00 AM	1	62	17	0	2	4	0	0	8	0	0	0	0	1	95
6:00 AM	1	37	9	3	5	1	0	2	12	0	0	0	0	0	70
7:00 AM	0	50	23	0	6	1	0	1	16	0	0	0	0	0	97
8:00 AM	1	30	21	1	16	1	0	0	6	0	0	0	0	0	76
9:00 AM	0	52	30	0	12	2	0	1	12	0	0	0	0	2	111
10:00 AM	1	59	31	1	19	1	0	2	8	0	0	0	0	1	123
11:00 AM	1	104	47	0	26	0	0	4	7	0	0	0	0	4	193
12:00 PM	1	174	57	1	36	1	0	7	6	0	0	0	0	6	289
1:00 PM	0	125	41	1	18	0	0	2	13	0	0	0	0	3	203
2:00 PM	0	123	40	1	6	1	0	3	3	2	0	0	0	2	181
3:00 PM	0	96	18	0	7	0	0	0	6	0	0	0	0	0	127
4:00 PM	0	88	6	0	2	0	0	0	7	0	0	0	0	2	105
5:00 PM	0	58	6	0	1	1	0	0	7	0	0	0	0	2	75
6:00 PM	0	38	8	1	1	0	0	0	7	0	0	0	0	0	55
7:00 PM	0	18	4	0	1	0	0	1	7	0	0	0	0	1	32
8:00 PM	0	15	1	0	1	1	0	0	8	0	0	0	0	1	27
9:00 PM	0	21	2	0	1	0	0	0	11	0	0	0	0	0	35
10:00 PM	0	12	0	0	0	0	0	0	5	0	0	0	0	0	17
11:00 PM	1	17	1	0	0	0	0	1	1	0	0	0	0	1	22
Day Total	8	1237	366	9	163	22	0	24	188	2	0	0	0	28	2047
Percent	0.4%	60.4%	17.9%	0.4%	8.0%	1.1%	0.0%	1.2%	9.2%	0.1%	0.0%	0.0%	0.0%	1.4%	
ADT 2047															
AM Peak	12:00 AM	11:00 AM	11:00 AM	6:00 AM	11:00 AM	5:00 AM		11:00 AM	7:00 AM					11:00 AM	11:00 AM
Volume	1	104	47	3	26	4		4	16					4	193
PM Peak	12:00 PM	12:00 PM	12:00 PM	12:00 PM	12:00 PM	12:00 PM		12:00 PM	1:00 PM	2:00 PM				12:00 PM	12:00 PM
Volume	1	174	57	1	36	1		7	13	2				6	289
<i>Comments:</i> N/A															

LOCATION: Eisenhower Blvd btwn SE 20th St and Spangler Blvd (SE 24th Street) SPECIFIC LOCATION: 10 ft from CITY/STATE: Fort Lauderdale, FL														QC JOB #: 11348612 DIRECTION: SB DATE: Oct 13 2013	
Start Time	Motor-cycles	Cars & Trailer	2 Axle Long	Buses	2 Axle 6 Tire	3 Axle Single	4 Axle Single	<5 Axle Double	5 Axle Double	>6 Axle Double	<6 Axle Multi	6 Axle Multi	>6 Axle Multi	Not Classified	Total
12:00 AM	0	27	1	0	0	1	0	0	2	0	0	0	0	0	31
1:00 AM	0	4	1	0	0	0	0	0	4	0	0	0	0	0	9
2:00 AM	0	4	1	0	0	0	0	0	6	0	0	0	0	0	11
3:00 AM	0	2	1	0	0	0	0	0	5	0	0	0	0	0	8
4:00 AM	0	4	3	0	1	0	0	0	5	0	0	0	0	0	13
5:00 AM	0	58	24	0	4	0	0	1	8	0	0	0	0	2	97
6:00 AM	3	72	25	0	8	2	0	3	7	0	0	0	0	2	122
7:00 AM	1	78	37	5	15	1	0	3	6	0	1	0	0	0	147
8:00 AM	0	55	31	10	16	2	0	7	6	0	1	0	0	6	134
9:00 AM	2	61	47	14	20	2	0	3	8	0	0	0	0	3	160
10:00 AM	1	100	59	15	30	2	0	8	6	0	0	0	0	8	229
11:00 AM	1	172	78	6	30	2	0	8	9	0	2	1	0	10	319
12:00 PM	2	180	114	12	38	2	0	13	2	1	0	0	0	21	385
1:00 PM	4	137	68	12	24	2	0	13	10	0	0	0	0	5	275
2:00 PM	0	140	38	4	14	0	0	0	5	0	1	0	0	5	207
3:00 PM	0	111	26	5	1	1	0	1	5	0	0	0	0	2	152
4:00 PM	0	76	16	0	5	0	0	0	5	0	0	0	0	1	103
5:00 PM	0	60	3	0	1	0	0	0	4	0	0	0	0	0	68
6:00 PM	0	24	5	0	1	0	0	0	10	0	0	0	0	0	40
7:00 PM	0	15	2	0	0	0	0	0	11	0	0	0	0	0	28
8:00 PM	0	11	5	1	0	1	0	0	9	0	0	0	0	0	27
9:00 PM	0	64	6	0	1	1	0	2	6	0	0	0	0	2	82
10:00 PM	1	53	13	2	4	1	0	1	6	0	0	0	0	0	81
11:00 PM	1	22	1	0	0	1	0	0	7	0	0	0	0	0	32
Day Total	16	1530	605	86	213	21	0	63	152	1	5	1	0	67	2760
Percent	0.6%	55.4%	21.9%	3.1%	7.7%	0.8%	0.0%	2.3%	5.5%	0.0%	0.2%	0.0%	0.0%	2.4%	
ADT 2760															
AM Peak	6:00 AM	11:00 AM	11:00 AM	10:00 AM	10:00 AM	6:00 AM		10:00 AM	11:00 AM		11:00 AM	11:00 AM		11:00 AM	11:00 AM
Volume	3	172	78	15	30	2		8	9		2	1		10	319
PM Peak	1:00 PM	12:00 PM	12:00 PM	12:00 PM	12:00 PM	12:00 PM		12:00 PM	7:00 PM	12:00 PM	2:00 PM			12:00 PM	12:00 PM
Volume	4	180	114	12	38	2		13	11	1	1			21	385
<i>Comments:</i> N/A															

LOCATION: Eisenhower Blvd btwn SE 20th St and Spangler Blvd (SE 24th Street) SPECIFIC LOCATION: 10 ft from CITY/STATE: Fort Lauderdale, FL														QC JOB #: 11348612 DIRECTION: SB DATE: Oct 14 2013	
Start Time	Motor-cycles	Cars & Trailer	2 Axle Long	Buses	2 Axle 6 Tire	3 Axle Single	4 Axle Single	<5 Axle Double	5 Axle Double	>6 Axle Double	<6 Axle Multi	6 Axle Multi	>6 Axle Multi	Not Classified	Total
12:00 AM	0	12	1	0	0	3	0	0	14	0	0	0	0	0	30
1:00 AM	0	3	1	0	0	0	0	0	7	0	0	0	0	0	11
2:00 AM	0	0	0	0	0	0	0	0	3	0	0	0	0	0	3
3:00 AM	0	4	1	0	0	0	0	0	5	0	0	0	0	0	10
4:00 AM	0	5	0	0	0	0	0	0	8	0	0	0	0	0	13
5:00 AM	0	21	9	0	2	1	0	0	13	0	0	0	0	0	46
6:00 AM	3	50	12	1	8	4	0	1	17	0	0	0	0	3	99
7:00 AM	1	63	19	0	7	7	0	2	13	0	0	0	0	0	112
8:00 AM	0	51	21	1	3	4	0	0	11	0	0	0	0	1	92
9:00 AM	1	24	13	0	3	5	0	1	7	0	0	0	0	0	54
10:00 AM	1	25	15	2	7	2	0	0	16	0	0	0	0	1	69
11:00 AM	0	34	28	1	10	4	0	2	11	0	0	0	0	2	92
12:00 PM	3	100	23	1	11	7	0	2	11	0	0	0	0	3	161
1:00 PM	1	71	31	0	4	8	0	2	9	1	0	0	0	4	131
2:00 PM	0	44	28	0	4	3	0	2	12	0	0	0	0	0	93
3:00 PM	1	43	16	0	4	2	0	0	10	0	0	0	0	3	79
4:00 PM	1	35	17	1	2	4	0	0	5	0	0	0	0	2	67
5:00 PM	0	34	11	0	3	1	0	0	13	0	0	0	0	0	62
6:00 PM	0	16	3	0	0	0	0	1	8	0	0	0	0	0	28
7:00 PM	0	13	0	0	4	1	0	0	7	0	0	0	0	0	25
8:00 PM	1	4	3	0	0	1	0	0	11	0	0	0	0	0	20
9:00 PM	0	16	1	0	0	1	0	0	10	0	0	0	0	0	28
10:00 PM	1	30	7	1	1	0	0	0	8	0	0	0	0	0	48
11:00 PM	1	7	1	0	1	0	0	0	9	0	0	0	0	0	19
Day Total	15	705	261	8	74	58	0	13	238	1	0	0	0	19	1392
Percent	1.1%	50.6%	18.8%	0.6%	5.3%	4.2%	0.0%	0.9%	17.1%	0.1%	0.0%	0.0%	0.0%	1.4%	
ADT 1392															
AM Peak	6:00 AM	7:00 AM	11:00 AM	10:00 AM	11:00 AM	7:00 AM		7:00 AM	6:00 AM					6:00 AM	7:00 AM
Volume	3	63	28	2	10	7		2	17					3	112
PM Peak	12:00 PM	12:00 PM	1:00 PM	12:00 PM	12:00 PM	1:00 PM		12:00 PM	5:00 PM	1:00 PM				1:00 PM	12:00 PM
Volume	3	100	31	1	11	8		2	13	1				4	161
<i>Comments:</i> N/A															

LOCATION: Eisenhower Blvd btwn SE 20th St and Spangler Blvd (SE 24th Street)													QC JOB #: 11348612		
SPECIFIC LOCATION: 10 ft from													DIRECTION: SB		
CITY/STATE: Fort Lauderdale, FL													DATE: Oct 08 2013 - Oct 14 2013		
Start Time	Motor-cycles	Cars & Trailer	2 Axle Long	Buses	2 Axle 6 Tire	3 Axle Single	4 Axle Single	<5 Axle Double	5 Axle Double	>6 Axle Double	<6 Axle Multi	6 Axle Multi	>6 Axle Multi	Not Classified	Total
Grand Total	101	6828	2542	206	885	332	0	168	1653	5	8	1	1	221	12951
Percent	0.8%	52.7%	19.6%	1.6%	6.8%	2.6%	0.0%	1.3%	12.8%	0.0%	0.1%	0.0%	0.0%	1.7%	
ADT 1850															
<i>Comments:</i> N/A															



Spangler Boulevard (SE 24th Street):

Federal Highway to S. Miami Road

No Vehicle Classification

LOCATION: Spangler Blvd (SE 24th Street) btwn S Miami Rd and Eisenhower Blvd SPECIFIC LOCATION: 10 ft from CITY/STATE: Fort Lauderdale, FL														QC JOB #: 11348614 DIRECTION: EB DATE: Oct 08 2013	
Start Time	Motor-cycles	Cars & Trailer	2 Axle Long	Buses	2 Axle 6 Tire	3 Axle Single	4 Axle Single	<5 Axle Double	5 Axle Double	>6 Axle Double	<6 Axle Multi	6 Axle Multi	>6 Axle Multi	Not Classified	Total
12:00 AM	0	5	1	0	0	0	0	1	31	0	0	0	0	1	39
1:00 AM	0	3	1	0	0	1	0	2	22	0	0	0	0	1	30
2:00 AM	1	4	4	0	1	2	0	0	31	0	0	0	0	1	44
3:00 AM	0	14	8	0	0	3	0	0	38	0	0	0	0	1	64
4:00 AM	0	59	23	0	3	2	0	0	50	0	0	0	0	1	138
5:00 AM	4	108	58	0	17	4	0	4	54	1	0	0	1	8	259
6:00 AM	3	66	39	1	20	8	0	3	44	1	0	0	0	8	193
7:00 AM	1	91	44	2	15	8	0	3	43	2	0	0	1	2	212
8:00 AM	1	79	35	4	16	11	0	1	51	1	0	0	0	6	205
9:00 AM	1	36	19	4	19	5	0	2	48	1	0	0	0	1	136
10:00 AM	1	35	13	3	17	9	0	6	59	1	0	0	0	8	152
11:00 AM	4	35	19	0	11	8	0	2	36	0	0	0	0	5	120
12:00 PM	1	47	30	0	16	5	0	0	33	0	0	0	0	2	134
1:00 PM	3	56	25	4	15	12	0	2	48	0	0	0	1	5	171
2:00 PM	0	32	19	0	13	4	0	3	50	1	0	0	1	3	126
3:00 PM	1	23	23	2	12	6	0	1	50	0	0	0	0	3	121
4:00 PM	2	28	13	0	9	9	0	0	53	0	0	0	0	4	118
5:00 PM	1	21	9	1	2	10	0	0	26	0	0	0	0	3	73
6:00 PM	0	13	7	1	5	17	0	0	25	0	0	0	0	2	70
7:00 PM	0	10	3	1	3	13	0	0	31	0	0	0	0	5	66
8:00 PM	0	15	6	2	0	18	0	4	39	0	0	0	0	1	85
9:00 PM	0	19	11	0	4	30	0	3	26	0	0	0	0	2	95
10:00 PM	0	19	9	0	3	27	0	5	25	0	0	0	0	3	91
11:00 PM	0	16	7	2	0	21	0	2	33	0	0	0	0	1	82
Day Total	24	834	426	27	201	233	0	44	946	8	0	0	4	77	2824
Percent	0.8%	29.5%	15.1%	1.0%	7.1%	8.3%	0.0%	1.6%	33.5%	0.3%	0.0%	0.0%	0.1%	2.7%	
ADT 2824															
AM Peak	5:00 AM	5:00 AM	5:00 AM	8:00 AM	6:00 AM	8:00 AM		10:00 AM	10:00 AM	7:00 AM			5:00 AM	5:00 AM	5:00 AM
Volume	4	108	58	4	20	11		6	59	2			1	8	259
PM Peak	1:00 PM	1:00 PM	12:00 PM	1:00 PM	12:00 PM	9:00 PM		10:00 PM	4:00 PM	2:00 PM			1:00 PM	1:00 PM	1:00 PM
Volume	3	56	30	4	16	30		5	53	1			1	5	171
<i>Comments:</i> N/A															

LOCATION: Spangler Blvd (SE 24th Street) btwn S Miami Rd and Eisenhower Blvd SPECIFIC LOCATION: 10 ft from CITY/STATE: Fort Lauderdale, FL														QC JOB #: 11348614 DIRECTION: EB DATE: Oct 09 2013	
Start Time	Motor-cycles	Cars & Trailer	2 Axle Long	Buses	2 Axle 6 Tire	3 Axle Single	4 Axle Single	<5 Axle Double	5 Axle Double	>6 Axle Double	<6 Axle Multi	6 Axle Multi	>6 Axle Multi	Not Classified	Total
12:00 AM	1	7	3	0	2	24	0	6	24	0	0	0	0	4	71
1:00 AM	0	5	0	0	1	8	0	4	18	0	0	0	0	2	38
2:00 AM	0	8	3	1	2	9	0	3	31	0	0	0	0	1	58
3:00 AM	0	14	9	0	0	8	0	4	35	0	0	0	0	2	72
4:00 AM	0	48	19	0	5	5	0	3	43	0	0	0	0	0	123
5:00 AM	5	93	38	1	13	9	2	2	45	2	0	0	0	11	221
6:00 AM	2	49	43	0	17	21	1	1	53	1	0	0	1	5	194
7:00 AM	0	78	36	0	14	36	1	5	39	1	0	0	0	8	218
8:00 AM	5	72	26	0	15	20	0	7	38	0	0	0	0	8	191
9:00 AM	3	54	34	4	19	31	2	5	79	0	0	0	0	9	240
10:00 AM	1	25	29	0	11	25	1	4	46	0	0	0	0	10	152
11:00 AM	1	26	20	4	13	22	1	4	52	0	0	0	0	3	146
12:00 PM	0	49	30	3	11	15	0	4	45	0	0	0	0	5	162
1:00 PM	1	50	34	2	12	17	0	5	41	1	0	0	0	9	172
2:00 PM	0	44	23	2	13	17	1	2	47	0	0	0	0	5	154
3:00 PM	1	38	10	4	8	21	0	8	42	0	0	0	0	2	134
4:00 PM	0	22	11	1	3	23	0	4	40	1	0	0	0	2	107
5:00 PM	0	24	8	1	3	14	0	3	14	0	0	0	0	5	72
6:00 PM	1	21	7	0	3	25	0	2	27	0	0	0	0	4	90
7:00 PM	1	11	5	0	4	11	0	0	25	0	0	0	0	0	57
8:00 PM	0	6	6	0	0	11	0	2	35	0	0	0	0	0	60
9:00 PM	0	9	7	0	1	6	0	1	20	0	0	0	0	0	44
10:00 PM	0	19	5	2	3	9	0	1	31	0	0	0	0	0	70
11:00 PM	0	14	10	0	0	20	0	5	35	0	0	0	0	1	85
Day Total	22	786	416	25	173	407	9	85	905	6	0	0	1	96	2931
Percent	0.8%	26.8%	14.2%	0.9%	5.9%	13.9%	0.3%	2.9%	30.9%	0.2%	0.0%	0.0%	0.0%	3.3%	
ADT 2931															
AM Peak Volume	5:00 AM	5:00 AM	6:00 AM	9:00 AM	9:00 AM	7:00 AM	5:00 AM	8:00 AM	9:00 AM	5:00 AM			6:00 AM	5:00 AM	9:00 AM
	5	93	43	4	19	36	2	7	79	2			1	11	240
PM Peak Volume	1:00 PM	1:00 PM	1:00 PM	3:00 PM	2:00 PM	6:00 PM	2:00 PM	3:00 PM	2:00 PM	1:00 PM				1:00 PM	1:00 PM
	1	50	34	4	13	25	1	8	47	1				9	172
<i>Comments:</i> N/A															

LOCATION: Spangler Blvd (SE 24th Street) btwn S Miami Rd and Eisenhower Blvd SPECIFIC LOCATION: 10 ft from CITY/STATE: Fort Lauderdale, FL														QC JOB #: 11348614 DIRECTION: EB DATE: Oct 10 2013	
Start Time	Motor-cycles	Cars & Trailer	2 Axle Long	Buses	2 Axle 6 Tire	3 Axle Single	4 Axle Single	<5 Axle Double	5 Axle Double	>6 Axle Double	<6 Axle Multi	6 Axle Multi	>6 Axle Multi	Not Classified	Total
12:00 AM	0	8	3	2	1	21	0	2	17	0	0	0	0	0	54
1:00 AM	0	4	4	0	2	7	0	3	17	0	0	0	0	1	38
2:00 AM	0	12	2	0	1	5	0	4	32	0	0	0	0	1	57
3:00 AM	0	9	9	0	2	5	0	2	30	0	0	0	0	2	59
4:00 AM	0	45	24	0	1	3	0	1	47	0	0	0	0	6	127
5:00 AM	3	122	44	1	17	6	0	2	57	1	0	0	0	5	258
6:00 AM	3	67	49	7	20	10	0	2	44	0	0	0	0	5	207
7:00 AM	1	103	51	12	16	14	0	8	49	2	0	0	2	13	271
8:00 AM	3	107	69	8	21	10	0	3	33	0	0	0	0	3	257
9:00 AM	0	56	40	8	10	6	0	3	69	0	0	0	1	5	198
10:00 AM	5	45	40	7	24	9	0	2	62	0	0	0	0	8	202
11:00 AM	0	42	61	7	28	15	0	4	44	1	0	0	0	12	214
12:00 PM	3	63	64	4	27	7	0	4	43	0	0	0	2	12	229
1:00 PM	4	58	43	6	23	11	0	1	51	0	0	0	0	9	206
2:00 PM	3	23	24	8	14	5	0	2	54	0	0	0	0	3	136
3:00 PM	4	30	26	2	10	8	1	6	52	0	0	0	0	4	143
4:00 PM	1	32	14	0	12	9	0	2	41	1	0	0	0	3	115
5:00 PM	0	19	6	0	4	5	0	6	49	0	0	0	0	5	94
6:00 PM	0	14	6	1	3	2	0	1	36	0	0	0	0	1	64
7:00 PM	0	6	2	0	2	0	0	1	38	0	0	0	0	1	50
8:00 PM	0	8	5	0	2	3	0	2	37	2	0	0	0	3	62
9:00 PM	0	12	1	0	0	2	0	2	33	0	0	0	0	0	50
10:00 PM	1	13	12	0	1	1	0	2	34	0	0	0	0	1	65
11:00 PM	1	19	9	0	0	1	0	1	27	0	0	0	0	0	58
Day Total	32	917	608	73	241	165	1	66	996	7	0	0	5	103	3214
Percent	1.0%	28.5%	18.9%	2.3%	7.5%	5.1%	0.0%	2.1%	31.0%	0.2%	0.0%	0.0%	0.2%	3.2%	
ADT 3214															
AM Peak Volume	10:00 AM	5:00 AM	8:00 AM	7:00 AM	11:00 AM	12:00 AM		7:00 AM	9:00 AM	7:00 AM			7:00 AM	7:00 AM	7:00 AM
	5	122	69	12	28	21		8	69	2			2	13	271
PM Peak Volume	1:00 PM	12:00 PM	12:00 PM	2:00 PM	12:00 PM	1:00 PM	3:00 PM	3:00 PM	2:00 PM	8:00 PM			12:00 PM	12:00 PM	12:00 PM
	4	63	64	8	27	11	1	6	54	2			2	12	229
<i>Comments:</i> N/A															

LOCATION: Spangler Blvd (SE 24th Street) btwn S Miami Rd and Eisenhower Blvd SPECIFIC LOCATION: 10 ft from CITY/STATE: Fort Lauderdale, FL														QC JOB #: 11348614 DIRECTION: EB DATE: Oct 11 2013		
Start Time	Motor-cycles	Cars & Trailer	2 Axle Long	Buses	2 Axle 6 Tire	3 Axle Single	4 Axle Single	<5 Axle Double	5 Axle Double	>6 Axle Double	<6 Axle Multi	6 Axle Multi	>6 Axle Multi	Not Classified	Total	
12:00 AM	1	9	4	1	0	1	0	1	29	0	0	0	0	0	46	
1:00 AM	0	8	4	0	0	1	0	0	22	0	0	0	0	0	35	
2:00 AM	0	4	3	0	1	2	0	1	38	0	0	0	0	1	50	
3:00 AM	0	8	7	1	2	1	0	3	34	0	0	0	0	2	58	
4:00 AM	1	64	29	0	6	4	1	1	36	0	0	0	0	2	144	
5:00 AM	0	104	61	0	15	6	1	1	47	0	0	0	1	11	247	
6:00 AM	6	67	49	4	25	10	0	2	37	0	0	0	1	9	210	
7:00 AM	3	70	54	3	17	12	1	2	38	0	0	0	0	6	206	
8:00 AM	3	88	33	1	17	7	0	3	42	0	0	0	1	5	200	
9:00 AM	2	50	23	3	16	7	0	4	41	2	0	0	1	5	154	
10:00 AM	2	25	28	4	10	10	2	7	68	0	0	0	0	6	162	
11:00 AM	1	32	26	4	15	12	0	1	42	0	0	0	1	2	136	
12:00 PM	1	55	41	3	12	7	0	2	41	1	0	0	0	1	164	
1:00 PM	0	71	40	3	18	7	0	1	34	0	0	0	1	3	178	
2:00 PM	0	39	24	0	15	7	0	3	42	0	0	0	0	7	137	
3:00 PM	1	39	23	3	13	5	0	1	45	2	0	0	0	3	135	
4:00 PM	1	36	12	2	4	7	0	2	35	0	0	0	0	5	104	
5:00 PM	0	31	17	0	1	2	0	1	37	0	0	0	0	0	89	
6:00 PM	3	28	14	0	1	2	0	1	25	0	0	0	0	0	74	
7:00 PM	0	27	13	3	3	1	0	1	28	0	0	0	0	0	76	
8:00 PM	0	28	12	0	1	0	0	0	22	0	0	0	0	1	64	
9:00 PM	0	42	16	3	2	0	0	2	29	0	0	0	0	0	94	
10:00 PM	0	69	42	0	4	1	0	1	22	0	0	0	0	1	140	
11:00 PM	1	55	28	0	4	0	0	3	24	1	0	0	0	3	119	
Day Total	26	1049	603	38	202	112	5	44	858	6	0	0	6	73	3022	
Percent	0.9%	34.7%	20.0%	1.3%	6.7%	3.7%	0.2%	1.5%	28.4%	0.2%	0.0%	0.0%	0.2%	2.4%		
ADT 3022																
AM Peak Volume	6:00 AM	5:00 AM	5:00 AM	6:00 AM	6:00 AM	7:00 AM	10:00 AM	10:00 AM	10:00 AM	9:00 AM				5:00 AM	5:00 AM	5:00 AM
PM Peak Volume	6:00 PM	1:00 PM	10:00 PM	12:00 PM	1:00 PM	12:00 PM		2:00 PM	3:00 PM	3:00 PM				1:00 PM	2:00 PM	1:00 PM

Comments: N/A

LOCATION: Spangler Blvd (SE 24th Street) btwn S Miami Rd and Eisenhower Blvd SPECIFIC LOCATION: 10 ft from CITY/STATE: Fort Lauderdale, FL														QC JOB #: 11348614 DIRECTION: EB DATE: Oct 12 2013	
Start Time	Motor-cycles	Cars & Trailer	2 Axle Long	Buses	2 Axle 6 Tire	3 Axle Single	4 Axle Single	<5 Axle Double	5 Axle Double	>6 Axle Double	<6 Axle Multi	6 Axle Multi	>6 Axle Multi	Not Classified	Total
12:00 AM	0	69	18	0	2	1	0	1	23	0	0	0	0	0	114
1:00 AM	0	41	9	0	1	3	1	3	20	0	0	0	0	3	81
2:00 AM	2	18	11	1	0	2	0	0	26	0	0	0	0	4	64
3:00 AM	1	67	28	0	1	4	0	4	28	1	0	0	0	3	137
4:00 AM	0	49	23	2	6	4	0	3	40	0	0	0	0	3	130
5:00 AM	3	124	64	6	10	3	0	5	34	2	0	0	0	8	259
6:00 AM	0	70	51	4	18	5	0	2	34	0	0	0	0	5	189
7:00 AM	1	93	50	3	18	5	0	4	42	0	0	0	1	16	233
8:00 AM	2	94	35	5	19	6	0	3	29	0	0	0	0	5	198
9:00 AM	2	103	48	4	21	3	0	5	27	0	1	0	0	8	222
10:00 AM	0	100	56	9	20	3	0	7	24	0	0	0	0	3	222
11:00 AM	0	118	67	5	17	3	0	7	34	0	0	0	0	13	264
12:00 PM	1	102	60	11	19	2	0	7	29	1	1	0	1	10	244
1:00 PM	1	83	45	5	10	5	0	3	25	0	0	0	0	7	184
2:00 PM	1	52	26	3	6	2	0	1	28	0	0	0	0	2	121
3:00 PM	2	50	15	0	5	3	0	2	23	0	0	0	1	3	104
4:00 PM	0	21	8	0	4	0	0	2	25	0	0	0	0	3	63
5:00 PM	0	17	5	0	1	1	0	1	29	0	0	0	0	1	55
6:00 PM	1	7	6	0	3	1	0	1	21	0	0	0	0	0	40
7:00 PM	0	3	5	0	1	0	0	1	23	0	0	0	0	1	34
8:00 PM	0	6	5	0	0	1	0	1	19	0	0	0	0	7	39
9:00 PM	0	10	9	1	1	0	0	1	21	0	0	0	0	0	43
10:00 PM	0	10	3	1	0	0	0	0	24	0	0	0	0	0	38
11:00 PM	1	12	4	0	0	1	0	1	13	0	0	0	0	0	32
Day Total	18	1319	651	60	183	58	1	65	641	4	2	0	3	105	3110
Percent	0.6%	42.4%	20.9%	1.9%	5.9%	1.9%	0.0%	2.1%	20.6%	0.1%	0.1%	0.0%	0.1%	3.4%	
ADT 3110															
AM Peak Volume	5:00 AM	5:00 AM	11:00 AM	10:00 AM	9:00 AM	8:00 AM	1:00 AM	10:00 AM	7:00 AM	5:00 AM	9:00 AM		7:00 AM	7:00 AM	11:00 AM
	3	124	67	9	21	6	1	7	42	2	1		1	16	264
PM Peak Volume	3:00 PM	12:00 PM	12:00 PM	12:00 PM	12:00 PM	1:00 PM		12:00 PM	12:00 PM	12:00 PM	12:00 PM		12:00 PM	12:00 PM	12:00 PM
	2	102	60	11	19	5		7	29	1	1		1	10	244
<i>Comments:</i> N/A															

LOCATION: Spangler Blvd (SE 24th Street) btwn S Miami Rd and Eisenhower Blvd SPECIFIC LOCATION: 10 ft from CITY/STATE: Fort Lauderdale, FL														QC JOB #: 11348614 DIRECTION: EB DATE: Oct 13 2013	
Start Time	Motor-cycles	Cars & Trailer	2 Axle Long	Buses	2 Axle 6 Tire	3 Axle Single	4 Axle Single	<5 Axle Double	5 Axle Double	>6 Axle Double	<6 Axle Multi	6 Axle Multi	>6 Axle Multi	Not Classified	Total
12:00 AM	0	3	5	0	0	0	0	2	20	0	0	0	0	0	30
1:00 AM	0	2	3	0	0	0	0	0	15	0	0	0	0	0	20
2:00 AM	0	5	3	0	1	1	0	1	23	0	0	0	0	1	35
3:00 AM	0	62	24	0	2	0	0	2	30	0	0	0	0	1	121
4:00 AM	0	70	19	2	3	0	1	0	25	0	0	0	1	2	123
5:00 AM	0	191	109	10	15	2	0	5	30	1	0	0	0	14	377
6:00 AM	0	93	58	8	21	4	0	1	17	0	0	0	2	4	208
7:00 AM	0	76	27	7	21	0	0	6	29	0	0	0	0	4	170
8:00 AM	1	43	39	12	24	0	0	8	21	0	0	0	0	4	152
9:00 AM	0	57	45	13	18	1	0	12	30	0	0	0	1	6	183
10:00 AM	0	74	55	9	21	3	0	6	20	0	0	0	0	9	197
11:00 AM	2	87	69	10	23	3	0	10	19	0	0	0	0	13	236
12:00 PM	1	111	95	11	19	1	0	8	21	2	1	0	0	12	282
1:00 PM	0	88	46	5	16	1	0	10	20	0	0	0	0	9	195
2:00 PM	0	79	24	4	13	1	1	2	14	0	0	0	1	4	143
3:00 PM	0	45	19	5	8	0	0	3	22	0	0	0	0	1	103
4:00 PM	1	14	4	0	0	0	0	1	19	0	0	0	0	1	40
5:00 PM	0	13	4	0	1	0	0	0	26	0	0	0	0	0	44
6:00 PM	0	11	6	0	4	0	0	0	29	0	0	0	0	0	50
7:00 PM	0	5	3	2	1	2	0	0	22	0	0	0	0	1	36
8:00 PM	0	6	5	0	1	0	0	0	21	0	0	0	0	0	33
9:00 PM	0	15	9	1	2	0	0	3	19	0	0	0	0	1	50
10:00 PM	1	17	20	0	4	0	0	1	21	0	0	0	0	2	66
11:00 PM	1	15	7	0	0	2	0	0	26	1	0	0	0	1	53
Day Total	7	1182	698	99	218	21	2	81	539	4	1	0	5	90	2947
Percent	0.2%	40.1%	23.7%	3.4%	7.4%	0.7%	0.1%	2.7%	18.3%	0.1%	0.0%	0.0%	0.2%	3.1%	
ADT 2947															
AM Peak Volume	11:00 AM	5:00 AM	5:00 AM	9:00 AM	8:00 AM	6:00 AM	4:00 AM	9:00 AM	3:00 AM	5:00 AM			6:00 AM	5:00 AM	5:00 AM
	2	191	109	13	24	4	1	12	30	1			2	14	377
PM Peak Volume	12:00 PM	12:00 PM	12:00 PM	12:00 PM	12:00 PM	7:00 PM	2:00 PM	1:00 PM	6:00 PM	12:00 PM	12:00 PM		2:00 PM	12:00 PM	12:00 PM
	1	111	95	11	19	2	1	10	29	2	1		1	12	282
<i>Comments:</i> N/A															

LOCATION: Spangler Blvd (SE 24th Street) btwn S Miami Rd and Eisenhower Blvd SPECIFIC LOCATION: 10 ft from CITY/STATE: Fort Lauderdale, FL														QC JOB #: 11348614 DIRECTION: EB DATE: Oct 14 2013	
Start Time	Motor-cycles	Cars & Trailer	2 Axle Long	Buses	2 Axle 6 Tire	3 Axle Single	4 Axle Single	<5 Axle Double	5 Axle Double	>6 Axle Double	<6 Axle Multi	6 Axle Multi	>6 Axle Multi	Not Classified	Total
12:00 AM	0	4	2	0	1	1	0	0	25	0	0	0	0	0	33
1:00 AM	0	2	6	0	0	1	0	1	10	0	0	0	0	0	20
2:00 AM	0	4	4	0	2	0	0	0	27	0	0	0	0	0	37
3:00 AM	0	17	10	0	0	0	0	1	20	0	0	0	0	0	48
4:00 AM	2	39	22	0	2	3	0	1	43	0	0	0	0	2	114
5:00 AM	3	94	49	0	13	4	0	6	45	0	0	0	1	2	217
6:00 AM	2	57	43	5	21	9	0	4	42	0	0	0	2	5	190
7:00 AM	0	65	46	3	21	13	0	2	40	0	0	0	0	8	198
8:00 AM	1	48	38	3	9	8	0	4	42	0	0	0	0	5	158
9:00 AM	0	29	21	3	11	10	0	1	53	1	1	0	0	2	132
10:00 AM	0	26	21	2	10	10	0	1	41	0	0	0	0	3	114
11:00 AM	0	15	23	2	6	10	0	3	40	0	0	0	0	2	101
12:00 PM	2	45	31	5	10	8	0	7	47	0	0	0	0	5	160
1:00 PM	3	35	22	2	13	5	0	3	36	0	0	0	1	8	128
2:00 PM	3	29	18	1	12	9	0	3	36	0	0	0	0	4	115
3:00 PM	0	24	9	1	9	7	0	7	38	0	0	0	0	6	101
4:00 PM	1	16	9	1	6	5	0	1	47	0	0	0	0	0	86
5:00 PM	0	18	8	0	3	3	0	0	29	0	0	0	0	2	63
6:00 PM	1	9	2	1	6	1	0	3	32	0	0	0	0	4	59
7:00 PM	0	7	3	1	0	1	0	0	27	0	0	0	0	0	39
8:00 PM	0	7	3	0	1	1	0	2	31	0	0	0	0	0	45
9:00 PM	0	17	7	1	5	0	0	2	36	0	0	0	0	0	68
10:00 PM	0	17	8	0	4	2	0	1	35	0	0	0	0	2	69
11:00 PM	0	29	11	0	2	0	0	1	22	0	0	0	0	1	66
Day Total	18	653	416	31	167	111	0	54	844	1	1	0	4	61	2361
Percent	0.8%	27.7%	17.6%	1.3%	7.1%	4.7%	0.0%	2.3%	35.7%	0.0%	0.0%	0.0%	0.2%	2.6%	
ADT 2361															
AM Peak Volume	5:00 AM	5:00 AM	5:00 AM	6:00 AM	6:00 AM	7:00 AM		5:00 AM	9:00 AM	9:00 AM	9:00 AM		6:00 AM	7:00 AM	5:00 AM
	3	94	49	5	21	13		6	53	1	1		2	8	217
PM Peak Volume	1:00 PM	12:00 PM	12:00 PM	12:00 PM	1:00 PM	2:00 PM		12:00 PM	12:00 PM				1:00 PM	1:00 PM	12:00 PM
	3	45	31	5	13	9		7	47				1	8	160
<i>Comments:</i> N/A															

LOCATION: Spangler Blvd (SE 24th Street) btwn S Miami Rd and Eisenhower Blvd													QC JOB #: 11348614		
SPECIFIC LOCATION: 10 ft from													DIRECTION: EB		
CITY/STATE: Fort Lauderdale, FL													DATE: Oct 08 2013 - Oct 14 2013		
Start Time	Motor-cycles	Cars & Trailer	2 Axle Long	Buses	2 Axle 6 Tire	3 Axle Single	4 Axle Single	<5 Axle Double	5 Axle Double	>6 Axle Double	<6 Axle Multi	6 Axle Multi	>6 Axle Multi	Not Classified	Total
Grand Total	147	6740	3818	353	1385	1107	18	439	5729	36	4	0	28	605	20409
Percent	0.7%	33.0%	18.7%	1.7%	6.8%	5.4%	0.1%	2.2%	28.1%	0.2%	0.0%	0.0%	0.1%	3.0%	
ADT 2915															
<i>Comments:</i> N/A															



LOCATION: Spangler Blvd (SE 24th Street) btwn S Miami Rd and Eisenhower Blvd SPECIFIC LOCATION: 10 ft from CITY/STATE: Fort Lauderdale, FL														QC JOB #: 11348614 DIRECTION: WB DATE: Oct 08 2013	
Start Time	Motor-cycles	Cars & Trailer	2 Axle Long	Buses	2 Axle 6 Tire	3 Axle Single	4 Axle Single	<5 Axle Double	5 Axle Double	>6 Axle Double	<6 Axle Multi	6 Axle Multi	>6 Axle Multi	Not Classified	Total
12:00 AM	0	15	6	0	0	1	0	1	16	0	0	0	0	2	41
1:00 AM	0	8	2	0	0	0	0	0	13	0	0	0	0	0	23
2:00 AM	1	5	1	0	0	1	0	0	19	0	0	0	0	0	27
3:00 AM	0	5	0	0	1	2	0	2	13	0	0	0	0	0	23
4:00 AM	1	14	1	0	0	4	0	1	18	0	0	0	0	3	42
5:00 AM	0	23	4	0	3	1	0	1	41	0	0	0	0	1	74
6:00 AM	0	38	8	0	2	3	0	2	32	0	0	0	0	1	86
7:00 AM	2	22	11	1	5	2	0	2	26	0	0	0	2	4	77
8:00 AM	0	22	13	2	8	3	0	1	30	0	0	0	0	2	81
9:00 AM	3	21	19	1	2	7	0	1	29	0	0	0	0	2	85
10:00 AM	1	26	22	0	10	2	0	1	26	0	0	0	0	0	88
11:00 AM	7	56	15	0	10	5	0	4	27	2	0	0	1	6	133
12:00 PM	2	82	30	0	13	7	0	2	30	0	0	0	0	2	168
1:00 PM	2	44	17	0	7	9	1	1	19	1	0	0	0	3	104
2:00 PM	3	60	26	0	7	10	0	1	23	1	0	0	1	3	135
3:00 PM	3	43	26	0	11	8	0	2	23	0	0	0	0	1	117
4:00 PM	2	73	22	0	7	8	0	2	21	0	0	0	0	5	140
5:00 PM	1	65	23	1	7	4	0	3	23	0	0	0	0	1	128
6:00 PM	2	38	13	0	5	1	0	0	17	1	0	0	0	2	79
7:00 PM	0	26	5	1	0	9	17	1	14	0	0	0	0	1	74
8:00 PM	0	10	1	0	0	7	13	4	19	0	0	0	0	0	54
9:00 PM	0	25	2	0	3	5	13	1	17	1	0	0	0	0	67
10:00 PM	1	55	12	1	4	5	16	2	11	0	0	0	0	3	110
11:00 PM	2	45	10	0	2	6	12	2	11	0	0	0	0	0	90
Day Total	33	821	289	7	107	110	72	37	518	6	0	0	4	42	2046
Percent	1.6%	40.1%	14.1%	0.3%	5.2%	5.4%	3.5%	1.8%	25.3%	0.3%	0.0%	0.0%	0.2%	2.1%	
ADT 2046															
AM Peak Volume	11:00 AM	11:00 AM	10:00 AM	8:00 AM	10:00 AM	9:00 AM		11:00 AM	5:00 AM	11:00 AM			7:00 AM	11:00 AM	11:00 AM
	7	56	22	2	10	7		4	41	2			2	6	133
PM Peak Volume	2:00 PM	12:00 PM	12:00 PM	5:00 PM	12:00 PM	2:00 PM	7:00 PM	8:00 PM	12:00 PM	1:00 PM			2:00 PM	4:00 PM	12:00 PM
	3	82	30	1	13	10	17	4	30	1			1	5	168
<i>Comments:</i> N/A															

LOCATION: Spangler Blvd (SE 24th Street) btwn S Miami Rd and Eisenhower Blvd SPECIFIC LOCATION: 10 ft from CITY/STATE: Fort Lauderdale, FL														QC JOB #: 11348614 DIRECTION: WB DATE: Oct 09 2013		
Start Time	Motor-cycles	Cars & Trailer	2 Axle Long	Buses	2 Axle 6 Tire	3 Axle Single	4 Axle Single	<5 Axle Double	5 Axle Double	>6 Axle Double	<6 Axle Multi	6 Axle Multi	>6 Axle Multi	Not Classified	Total	
12:00 AM	2	36	6	0	1	8	10	2	12	1	0	0	0	2	80	
1:00 AM	0	18	2	0	0	9	6	1	18	0	0	0	0	0	54	
2:00 AM	0	4	1	0	2	2	12	3	7	0	0	0	0	0	31	
3:00 AM	0	3	2	0	2	7	8	7	17	1	0	0	0	1	48	
4:00 AM	0	12	3	0	1	13	3	4	21	0	0	0	0	1	58	
5:00 AM	1	18	0	0	2	5	2	3	36	1	0	0	0	1	69	
6:00 AM	1	19	4	2	2	7	6	0	22	1	0	0	0	0	64	
7:00 AM	1	16	15	0	7	9	17	3	29	3	0	0	0	3	103	
8:00 AM	1	12	9	0	4	8	12	2	29	1	0	0	0	0	78	
9:00 AM	1	26	23	0	7	9	16	2	26	0	0	0	0	1	111	
10:00 AM	4	36	16	1	8	14	10	2	32	0	0	0	1	5	129	
11:00 AM	2	39	29	0	12	16	6	2	46	0	0	0	1	2	155	
12:00 PM	0	58	29	0	12	13	3	3	26	1	0	0	1	3	149	
1:00 PM	1	45	21	0	5	12	17	6	25	1	0	0	0	4	137	
2:00 PM	0	46	25	0	5	4	14	3	22	0	0	0	0	3	122	
3:00 PM	5	57	24	0	7	12	13	3	24	0	0	0	1	6	152	
4:00 PM	4	89	20	3	8	8	13	4	25	0	0	0	1	1	176	
5:00 PM	1	46	13	0	8	5	6	5	18	1	0	0	0	46	149	
6:00 PM	0	46	14	0	5	7	13	3	11	0	0	0	1	0	100	
7:00 PM	0	25	2	0	3	3	15	1	18	0	0	0	0	2	69	
8:00 PM	1	16	4	0	1	7	16	0	11	0	0	0	0	1	57	
9:00 PM	1	15	4	0	1	8	10	2	17	0	0	0	1	2	61	
10:00 PM	0	40	5	0	2	4	11	2	11	1	0	0	0	0	76	
11:00 PM	2	29	5	0	0	0	8	1	7	1	0	0	0	1	54	
Day Total	28	751	276	6	105	190	247	64	510	13	0	0	7	85	2282	
Percent	1.2%	32.9%	12.1%	0.3%	4.6%	8.3%	10.8%	2.8%	22.3%	0.6%	0.0%	0.0%	0.3%	3.7%		
ADT 2282																
AM Peak Volume	10:00 AM	11:00 AM	11:00 AM	6:00 AM	11:00 AM	11:00 AM	7:00 AM	3:00 AM	11:00 AM	7:00 AM				10:00 AM	10:00 AM	11:00 AM
	4	39	29	2	12	16	17	7	46	3				1	5	155
PM Peak Volume	3:00 PM	4:00 PM	12:00 PM	4:00 PM	12:00 PM	12:00 PM	1:00 PM	1:00 PM	12:00 PM	12:00 PM				12:00 PM	5:00 PM	4:00 PM
	5	89	29	3	12	13	17	6	26	1				1	46	176
<i>Comments:</i> N/A																

LOCATION: Spangler Blvd (SE 24th Street) btwn S Miami Rd and Eisenhower Blvd SPECIFIC LOCATION: 10 ft from CITY/STATE: Fort Lauderdale, FL														QC JOB #: 11348614 DIRECTION: WB DATE: Oct 10 2013	
Start Time	Motor-cycles	Cars & Trailer	2 Axle Long	Buses	2 Axle 6 Tire	3 Axle Single	4 Axle Single	<5 Axle Double	5 Axle Double	>6 Axle Double	<6 Axle Multi	6 Axle Multi	>6 Axle Multi	Not Classified	Total
12:00 AM	0	37	6	0	0	2	8	1	11	0	0	0	0	1	66
1:00 AM	0	17	1	0	0	7	3	0	10	0	0	0	0	0	38
2:00 AM	0	7	1	0	1	3	2	3	6	0	0	0	0	0	23
3:00 AM	0	6	1	0	0	5	3	0	12	0	0	0	0	1	28
4:00 AM	0	19	7	0	4	5	0	2	19	0	0	0	0	3	59
5:00 AM	2	22	4	0	3	4	6	1	24	0	0	0	0	0	66
6:00 AM	1	14	2	1	2	8	2	2	38	0	0	0	0	1	71
7:00 AM	1	33	16	1	1	17	4	4	22	1	0	0	0	2	102
8:00 AM	2	70	20	2	7	9	0	1	37	0	0	0	0	1	149
9:00 AM	1	49	23	6	13	5	0	1	29	0	0	0	0	3	130
10:00 AM	1	66	37	13	13	10	2	2	38	0	0	0	0	2	184
11:00 AM	3	114	49	10	24	9	0	4	31	3	0	0	1	9	257
12:00 PM	3	122	59	14	23	10	0	4	27	0	0	0	1	15	278
1:00 PM	1	90	26	9	6	3	0	2	24	0	0	0	1	0	162
2:00 PM	3	69	32	7	10	5	0	1	28	1	0	0	0	5	161
3:00 PM	5	79	29	3	4	4	0	5	33	0	0	0	0	5	167
4:00 PM	6	95	25	1	5	9	0	5	26	1	0	0	1	4	178
5:00 PM	4	91	13	1	6	5	0	3	28	0	0	0	0	5	156
6:00 PM	0	38	7	0	4	2	0	1	20	0	0	0	0	0	72
7:00 PM	1	16	3	0	4	3	0	0	18	0	0	0	0	1	46
8:00 PM	0	8	2	0	1	1	0	0	20	1	0	0	0	0	33
9:00 PM	0	16	0	0	0	3	0	0	22	0	0	0	0	1	42
10:00 PM	1	20	5	0	0	1	0	0	16	0	0	0	0	2	45
11:00 PM	2	24	3	0	0	1	0	0	12	0	0	0	0	0	42
Day Total	37	1122	371	68	131	131	30	42	551	7	0	0	4	61	2555
Percent	1.4%	43.9%	14.5%	2.7%	5.1%	5.1%	1.2%	1.6%	21.6%	0.3%	0.0%	0.0%	0.2%	2.4%	
ADT 2555															
AM Peak Volume	11:00 AM	11:00 AM	11:00 AM	10:00 AM	11:00 AM	7:00 AM	12:00 AM	7:00 AM	6:00 AM	11:00 AM			11:00 AM	11:00 AM	11:00 AM
	3	114	49	13	24	17	8	4	38	3			1	9	257
PM Peak Volume	4:00 PM	12:00 PM	12:00 PM	12:00 PM	12:00 PM	12:00 PM		3:00 PM	3:00 PM	2:00 PM			12:00 PM	12:00 PM	12:00 PM
	6	122	59	14	23	10		5	33	1			1	15	278
<i>Comments:</i> N/A															

LOCATION: Spangler Blvd (SE 24th Street) btwn S Miami Rd and Eisenhower Blvd SPECIFIC LOCATION: 10 ft from CITY/STATE: Fort Lauderdale, FL														QC JOB #: 11348614 DIRECTION: WB DATE: Oct 11 2013	
Start Time	Motor-cycles	Cars & Trailer	2 Axle Long	Buses	2 Axle 6 Tire	3 Axle Single	4 Axle Single	<5 Axle Double	5 Axle Double	>6 Axle Double	<6 Axle Multi	6 Axle Multi	>6 Axle Multi	Not Classified	Total
12:00 AM	1	25	2	0	0	1	0	0	13	0	0	0	0	0	42
1:00 AM	0	14	1	0	0	0	0	0	11	0	0	0	0	0	26
2:00 AM	0	6	1	0	0	1	0	1	11	0	0	0	0	1	21
3:00 AM	1	9	1	0	0	3	0	0	18	0	0	0	0	0	32
4:00 AM	1	15	3	0	1	4	0	2	17	0	0	0	0	2	45
5:00 AM	0	24	6	0	2	1	0	1	35	0	0	0	0	0	69
6:00 AM	1	37	11	1	9	2	0	1	36	0	0	0	0	1	99
7:00 AM	4	31	22	2	7	11	0	1	25	0	0	0	0	3	106
8:00 AM	1	29	10	0	5	8	0	0	27	0	0	0	0	2	82
9:00 AM	1	29	18	0	3	4	0	1	22	0	0	0	0	0	78
10:00 AM	0	23	17	0	5	7	0	1	26	0	0	0	0	0	79
11:00 AM	2	42	22	0	9	7	0	2	21	0	0	0	0	6	111
12:00 PM	3	80	28	1	5	6	0	0	19	0	0	0	1	2	145
1:00 PM	2	92	23	0	7	7	0	1	22	1	0	0	1	2	158
2:00 PM	2	68	33	1	3	8	0	0	17	1	1	0	1	3	138
3:00 PM	3	80	24	1	6	5	0	1	25	0	0	0	0	7	152
4:00 PM	3	85	27	2	8	5	0	2	17	0	0	0	0	2	151
5:00 PM	1	76	15	0	4	2	0	0	13	0	0	0	0	0	111
6:00 PM	0	38	14	0	4	1	0	0	16	0	0	0	0	1	74
7:00 PM	0	11	2	0	2	1	0	0	10	0	0	0	0	0	26
8:00 PM	2	9	2	0	2	2	0	0	9	0	0	0	0	0	26
9:00 PM	0	16	3	0	0	1	0	0	12	0	0	0	0	0	32
10:00 PM	0	29	8	0	0	0	0	1	11	0	0	0	0	0	49
11:00 PM	1	51	8	0	2	1	0	0	5	1	0	0	0	0	69
Day Total	29	919	301	8	84	88	0	15	438	3	1	0	3	32	1921
Percent	1.5%	47.8%	15.7%	0.4%	4.4%	4.6%	0.0%	0.8%	22.8%	0.2%	0.1%	0.0%	0.2%	1.7%	
ADT 1921															
AM Peak Volume	7:00 AM	11:00 AM	7:00 AM	7:00 AM	6:00 AM	7:00 AM		4:00 AM	6:00 AM					11:00 AM	11:00 AM
	4	42	22	2	9	11		2	36					6	111
PM Peak Volume	12:00 PM	1:00 PM	2:00 PM	4:00 PM	4:00 PM	2:00 PM		4:00 PM	3:00 PM	1:00 PM	2:00 PM		12:00 PM	3:00 PM	1:00 PM
	3	92	33	2	8	8		2	25	1	1		1	7	158
<i>Comments:</i> N/A															

LOCATION: Spangler Blvd (SE 24th Street) btwn S Miami Rd and Eisenhower Blvd SPECIFIC LOCATION: 10 ft from CITY/STATE: Fort Lauderdale, FL														QC JOB #: 11348614 DIRECTION: WB DATE: Oct 12 2013	
Start Time	Motor-cycles	Cars & Trailer	2 Axle Long	Buses	2 Axle 6 Tire	3 Axle Single	4 Axle Single	<5 Axle Double	5 Axle Double	>6 Axle Double	<6 Axle Multi	6 Axle Multi	>6 Axle Multi	Not Classified	Total
12:00 AM	0	27	8	0	0	2	0	0	18	0	0	0	0	0	55
1:00 AM	0	37	4	0	1	2	0	1	6	0	0	0	0	2	53
2:00 AM	0	35	9	0	0	2	0	0	5	1	0	0	0	1	53
3:00 AM	0	14	1	0	0	1	0	2	14	0	0	0	0	1	33
4:00 AM	1	30	2	0	2	4	0	3	15	0	0	0	0	2	59
5:00 AM	0	27	5	0	2	3	0	0	22	0	0	0	0	1	60
6:00 AM	0	87	6	4	1	2	1	0	17	1	0	0	0	1	120
7:00 AM	1	127	20	0	3	3	0	0	16	1	0	0	0	4	175
8:00 AM	2	166	22	1	8	4	0	9	12	0	0	0	0	3	227
9:00 AM	0	229	30	2	11	2	1	5	22	0	0	0	0	7	309
10:00 AM	1	250	37	2	10	1	1	3	12	2	0	0	0	15	334
11:00 AM	4	304	55	1	6	9	3	8	10	0	0	0	0	17	417
12:00 PM	2	277	44	4	16	3	1	7	12	1	0	0	0	6	373
1:00 PM	6	196	25	6	9	5	0	3	15	1	1	0	0	6	273
2:00 PM	0	155	24	2	4	0	0	1	8	0	0	0	0	5	199
3:00 PM	1	111	19	0	4	0	0	0	14	0	0	0	0	5	154
4:00 PM	1	142	15	0	1	3	0	0	17	0	0	0	1	2	182
5:00 PM	0	73	4	0	1	0	0	0	13	0	0	0	0	1	92
6:00 PM	0	41	3	1	1	0	0	0	9	0	0	0	0	0	55
7:00 PM	0	20	4	0	0	0	0	0	14	0	0	0	1	0	39
8:00 PM	0	14	2	0	0	1	0	0	9	0	0	0	0	5	31
9:00 PM	0	21	3	0	0	0	0	0	9	0	0	0	1	0	34
10:00 PM	0	34	5	0	0	0	0	0	9	0	0	0	0	0	48
11:00 PM	1	19	1	0	0	0	0	0	4	0	0	0	0	0	25
Day Total	20	2436	348	23	80	47	7	42	302	7	1	0	3	84	3400
Percent	0.6%	71.6%	10.2%	0.7%	2.4%	1.4%	0.2%	1.2%	8.9%	0.2%	0.0%	0.0%	0.1%	2.5%	
ADT 3400															
AM Peak	11:00 AM	11:00 AM	11:00 AM	6:00 AM	9:00 AM	11:00 AM	11:00 AM	8:00 AM	5:00 AM	10:00 AM				11:00 AM	11:00 AM
Volume	4	304	55	4	11	9	3	9	22	2				17	417
PM Peak	1:00 PM	12:00 PM	12:00 PM	1:00 PM	12:00 PM	1:00 PM	12:00 PM	12:00 PM	4:00 PM	12:00 PM	1:00 PM		4:00 PM	12:00 PM	12:00 PM
Volume	6	277	44	6	16	5	1	7	17	1	1		1	6	373
<i>Comments:</i> N/A															

LOCATION: Spangler Blvd (SE 24th Street) btwn S Miami Rd and Eisenhower Blvd SPECIFIC LOCATION: 10 ft from CITY/STATE: Fort Lauderdale, FL														QC JOB #: 11348614 DIRECTION: WB DATE: Oct 13 2013	
Start Time	Motor-cycles	Cars & Trailer	2 Axle Long	Buses	2 Axle 6 Tire	3 Axle Single	4 Axle Single	<5 Axle Double	5 Axle Double	>6 Axle Double	<6 Axle Multi	6 Axle Multi	>6 Axle Multi	Not Classified	Total
12:00 AM	0	28	0	0	0	1	0	0	2	0	0	0	0	0	31
1:00 AM	0	8	0	0	0	0	0	0	5	0	0	0	0	0	13
2:00 AM	0	1	1	0	0	0	0	0	9	0	0	0	0	0	11
3:00 AM	0	7	1	0	0	0	0	0	9	0	0	0	0	0	17
4:00 AM	1	11	2	0	0	2	0	0	11	0	0	0	0	1	28
5:00 AM	1	24	6	0	0	4	0	1	15	0	0	0	0	0	51
6:00 AM	0	89	12	0	6	2	0	2	17	0	0	0	0	0	128
7:00 AM	0	176	24	2	2	3	0	3	7	0	0	0	0	4	221
8:00 AM	3	223	26	7	8	5	1	5	9	1	0	0	0	8	296
9:00 AM	4	216	34	11	11	2	0	10	13	0	0	0	1	12	314
10:00 AM	3	270	48	15	16	4	1	6	9	2	2	0	0	12	388
11:00 AM	1	305	65	8	13	8	1	11	8	2	0	0	0	19	441
12:00 PM	2	299	67	15	15	3	1	11	5	1	1	0	1	20	441
1:00 PM	3	172	43	13	9	5	2	13	13	1	1	0	0	10	285
2:00 PM	1	189	19	10	8	2	1	1	7	0	0	0	0	3	241
3:00 PM	1	118	19	5	3	2	0	1	8	0	0	0	0	7	164
4:00 PM	1	136	19	0	3	0	0	2	10	0	0	0	0	2	173
5:00 PM	0	93	13	0	0	1	0	0	10	0	0	0	0	4	121
6:00 PM	2	31	4	1	1	1	0	0	10	0	0	0	0	0	50
7:00 PM	0	11	3	0	1	0	0	0	11	0	0	0	0	0	26
8:00 PM	0	10	1	1	1	1	0	1	8	0	0	0	0	1	24
9:00 PM	0	60	5	0	4	1	0	2	12	0	0	0	0	1	85
10:00 PM	0	66	7	2	2	0	0	2	10	1	0	0	0	1	91
11:00 PM	0	24	2	0	0	1	0	0	7	0	0	0	0	1	35
Day Total	23	2567	421	90	103	48	7	71	225	8	4	0	2	106	3675
Percent	0.6%	69.9%	11.5%	2.4%	2.8%	1.3%	0.2%	1.9%	6.1%	0.2%	0.1%	0.0%	0.1%	2.9%	
ADT 3675															
AM Peak	9:00 AM	11:00 AM	11:00 AM	10:00 AM	10:00 AM	11:00 AM	8:00 AM	11:00 AM	6:00 AM	10:00 AM	10:00 AM		9:00 AM	11:00 AM	11:00 AM
Volume	4	305	65	15	16	8	1	11	17	2	2		1	19	441
PM Peak	1:00 PM	12:00 PM	12:00 PM	12:00 PM	12:00 PM	1:00 PM	1:00 PM	1:00 PM	1:00 PM	12:00 PM	12:00 PM		12:00 PM	12:00 PM	12:00 PM
Volume	3	299	67	15	15	5	2	13	13	1	1		1	20	441
<i>Comments:</i> N/A															

LOCATION: Spangler Blvd (SE 24th Street) btwn S Miami Rd and Eisenhower Blvd SPECIFIC LOCATION: 10 ft from CITY/STATE: Fort Lauderdale, FL														QC JOB #: 11348614 DIRECTION: WB DATE: Oct 14 2013	
Start Time	Motor-cycles	Cars & Trailer	2 Axle Long	Buses	2 Axle 6 Tire	3 Axle Single	4 Axle Single	<5 Axle Double	5 Axle Double	>6 Axle Double	<6 Axle Multi	6 Axle Multi	>6 Axle Multi	Not Classified	Total
12:00 AM	0	19	1	0	1	3	0	1	14	0	0	0	0	0	39
1:00 AM	0	5	1	0	0	0	0	0	7	0	0	0	0	0	13
2:00 AM	1	5	4	0	0	1	1	0	11	0	0	0	0	0	23
3:00 AM	0	3	1	0	0	0	0	2	11	0	0	0	0	2	19
4:00 AM	0	8	0	0	0	1	0	0	23	0	0	0	0	1	33
5:00 AM	0	27	3	0	1	0	0	1	33	0	0	0	0	2	67
6:00 AM	2	41	5	1	6	6	0	0	35	0	0	0	1	3	100
7:00 AM	0	20	11	0	6	13	0	1	23	0	0	0	0	0	74
8:00 AM	0	22	14	0	6	7	3	0	30	0	0	0	0	2	84
9:00 AM	0	11	8	0	3	8	1	2	23	0	0	0	0	0	56
10:00 AM	3	25	8	0	5	9	0	0	30	0	0	0	0	0	80
11:00 AM	0	31	16	0	11	6	0	1	25	0	0	0	1	1	92
12:00 PM	3	63	30	1	3	5	0	3	32	0	0	0	0	2	142
1:00 PM	0	34	22	0	3	4	1	4	25	1	0	0	1	1	96
2:00 PM	1	44	25	1	4	4	0	1	24	0	0	0	0	1	105
3:00 PM	3	45	19	0	4	5	0	0	16	1	0	0	0	2	95
4:00 PM	1	71	30	0	8	4	0	0	23	0	0	0	1	2	140
5:00 PM	3	54	9	0	8	3	0	0	23	1	0	0	0	2	103
6:00 PM	0	31	5	0	4	0	0	1	11	0	0	0	0	1	53
7:00 PM	0	18	2	0	2	1	0	0	12	0	0	0	0	0	35
8:00 PM	0	6	1	0	1	0	0	0	15	0	0	0	0	0	23
9:00 PM	0	20	1	0	3	1	0	0	11	0	0	0	0	0	36
10:00 PM	1	51	6	1	4	0	0	1	7	0	0	0	0	1	72
11:00 PM	3	21	4	1	2	2	0	0	13	0	0	0	0	0	46
Day Total	21	675	226	5	85	83	6	18	477	3	0	0	4	23	1626
Percent	1.3%	41.5%	13.9%	0.3%	5.2%	5.1%	0.4%	1.1%	29.3%	0.2%	0.0%	0.0%	0.2%	1.4%	
ADT 1626															
AM Peak Volume	10:00 AM	6:00 AM	11:00 AM	6:00 AM	11:00 AM	7:00 AM	8:00 AM	3:00 AM	6:00 AM				6:00 AM	6:00 AM	6:00 AM
	3	41	16	1	11	13	3	2	35				1	3	100
PM Peak Volume	12:00 PM	4:00 PM	12:00 PM	12:00 PM	4:00 PM	12:00 PM	1:00 PM	1:00 PM	12:00 PM	1:00 PM			1:00 PM	12:00 PM	12:00 PM
	3	71	30	1	8	5	1	4	32	1			1	2	142
<i>Comments:</i> N/A															

LOCATION: Spangler Blvd (SE 24th Street) btwn S Miami Rd and Eisenhower Blvd													QC JOB #: 11348614		
SPECIFIC LOCATION: 10 ft from													DIRECTION: WB		
CITY/STATE: Fort Lauderdale, FL													DATE: Oct 08 2013 - Oct 14 2013		
Start Time	Motor-cycles	Cars & Trailer	2 Axle Long	Buses	2 Axle 6 Tire	3 Axle Single	4 Axle Single	<5 Axle Double	5 Axle Double	>6 Axle Double	<6 Axle Multi	6 Axle Multi	>6 Axle Multi	Not Classified	Total
Grand Total	191	9291	2232	207	695	697	369	289	3021	47	6	0	27	433	17505
Percent	1.1%	53.1%	12.8%	1.2%	4.0%	4.0%	2.1%	1.7%	17.3%	0.3%	0.0%	0.0%	0.2%	2.5%	
ADT 2500															
<i>Comments:</i> N/A															



LOCATION: Eisenhower Blvd btwn Spangler Blvd (SE 24th St) and Eller Dr SPECIFIC LOCATION: 10 ft from CITY/STATE: Fort Lauderdale, FL														QC JOB #: 11348615 DIRECTION: NB DATE: Oct 08 2013	
Start Time	Motor-cycles	Cars & Trailer	2 Axle Long	Buses	2 Axle 6 Tire	3 Axle Single	4 Axle Single	<5 Axle Double	5 Axle Double	>6 Axle Double	<6 Axle Multi	6 Axle Multi	>6 Axle Multi	Not Classified	Total
12:00 AM	0	4	0	0	0	0	0	0	0	0	0	0	0	0	4
1:00 AM	0	4	3	0	0	1	0	0	0	0	0	0	0	0	8
2:00 AM	0	4	3	0	1	0	0	0	2	0	0	0	0	2	12
3:00 AM	0	3	2	0	0	0	0	0	2	0	0	0	0	3	10
4:00 AM	1	18	8	0	3	1	0	0	3	0	0	0	0	4	38
5:00 AM	1	48	23	0	8	0	0	1	4	0	0	0	0	23	108
6:00 AM	3	14	16	0	7	2	0	1	2	0	0	0	0	8	53
7:00 AM	1	57	36	2	10	4	0	0	10	0	0	0	0	13	133
8:00 AM	0	52	28	3	6	1	1	2	5	0	0	0	0	38	136
9:00 AM	2	59	54	2	23	4	1	9	18	0	0	0	0	18	190
10:00 AM	3	43	26	6	18	4	2	4	17	0	0	0	0	6	129
11:00 AM	1	41	39	6	17	2	3	7	21	0	0	0	0	3	140
12:00 PM	3	93	54	4	27	4	2	3	18	1	0	0	1	7	217
1:00 PM	0	24	12	1	5	0	0	1	6	0	0	0	0	1	50
2:00 PM	0	0	0	0	0	0	0	0	0	0	0	0	0	0	0
3:00 PM	0	0	0	0	0	0	0	0	0	0	0	0	0	0	0
4:00 PM	0	0	0	0	0	0	0	0	0	0	0	0	0	0	0
5:00 PM	0	0	0	0	0	0	0	0	0	0	0	0	0	0	0
6:00 PM	0	0	0	0	0	0	0	0	0	0	0	0	0	0	0
7:00 PM	0	0	0	0	0	0	0	0	0	0	0	0	0	0	0
8:00 PM	0	0	0	0	0	0	0	0	0	0	0	0	0	0	0
9:00 PM	0	0	0	0	0	0	0	0	0	0	0	0	0	0	0
10:00 PM	0	0	0	0	0	0	0	0	0	0	0	0	0	0	0
11:00 PM	0	0	0	0	0	0	0	0	0	0	0	0	0	0	0
Day Total	15	464	304	24	125	23	9	28	108	1	0	0	1	126	1228
Percent	1.2%	37.8%	24.8%	2.0%	10.2%	1.9%	0.7%	2.3%	8.8%	0.1%	0.0%	0.0%	0.1%	10.3%	
ADT 1228															
AM Peak Volume	6:00 AM	9:00 AM	9:00 AM	10:00 AM	9:00 AM	7:00 AM	11:00 AM	9:00 AM	11:00 AM					8:00 AM	9:00 AM
	3	59	54	6	23	4	3	9	21					38	190
PM Peak Volume	12:00 PM	12:00 PM	12:00 PM	12:00 PM	12:00 PM	12:00 PM	12:00 PM	12:00 PM	12:00 PM	12:00 PM			12:00 PM	12:00 PM	12:00 PM
	3	93	54	4	27	4	2	3	18	1			1	7	217
<i>Comments:</i> N/A															

LOCATION: Eisenhower Blvd btwn Spangler Blvd (SE 24th St) and Eller Dr SPECIFIC LOCATION: 10 ft from CITY/STATE: Fort Lauderdale, FL														QC JOB #: 11348615 DIRECTION: NB DATE: Oct 09 2013		
Start Time	Motor-cycles	Cars & Trailer	2 Axle Long	Buses	2 Axle 6 Tire	3 Axle Single	4 Axle Single	<5 Axle Double	5 Axle Double	>6 Axle Double	<6 Axle Multi	6 Axle Multi	>6 Axle Multi	Not Classified	Total	
12:00 AM	0	0	0	0	0	0	0	0	0	0	0	0	0	0	0	
1:00 AM	0	0	0	0	0	0	0	0	0	0	0	0	0	0	0	
2:00 AM	0	0	0	0	0	0	0	0	0	0	0	0	0	0	0	
3:00 AM	0	0	0	0	0	0	0	0	0	0	0	0	0	0	0	
4:00 AM	0	0	0	0	0	0	0	0	0	0	0	0	0	0	0	
5:00 AM	0	0	0	0	0	0	0	0	0	0	0	0	0	0	0	
6:00 AM	0	0	0	0	0	0	0	0	0	0	0	0	0	0	0	
7:00 AM	0	0	0	0	0	0	0	0	0	0	0	0	0	0	0	
8:00 AM	0	0	0	0	0	0	0	0	0	0	0	0	0	0	0	
9:00 AM	0	0	0	0	0	0	0	0	0	0	0	0	0	0	0	
10:00 AM	0	0	0	0	0	0	0	0	0	0	0	0	0	0	0	
11:00 AM	0	0	0	0	0	0	0	0	0	0	0	0	0	0	0	
12:00 PM	0	0	0	0	0	0	0	0	0	0	0	0	0	0	0	
1:00 PM	0	0	0	0	0	0	0	0	0	0	0	0	0	0	0	
2:00 PM	0	0	0	0	0	0	0	0	0	0	0	0	0	0	0	
3:00 PM	0	0	0	0	0	0	0	0	0	0	0	0	0	0	0	
4:00 PM	0	0	0	0	0	0	0	0	0	0	0	0	0	0	0	
5:00 PM	0	0	0	0	0	0	0	0	0	0	0	0	0	0	0	
6:00 PM	1	9	6	1	1	0	0	0	2	0	0	0	0	3	23	
7:00 PM	1	13	17	0	5	1	0	0	1	0	0	0	0	0	38	
8:00 PM	0	5	5	0	1	0	0	0	1	0	0	0	0	1	13	
9:00 PM	0	10	6	0	2	0	0	1	2	0	0	0	0	0	21	
10:00 PM	0	9	2	0	1	0	0	0	0	0	0	0	0	0	12	
11:00 PM	0	11	8	0	0	1	0	0	2	0	0	0	0	2	24	
Day Total	2	57	44	1	10	2	0	1	8	0	0	0	0	6	131	
Percent	1.5%	43.5%	33.6%	0.8%	7.6%	1.5%	0.0%	0.8%	6.1%	0.0%	0.0%	0.0%	0.0%	4.6%		
ADT 131																
AM Peak Volume																12:00 AM 0
PM Peak Volume	6:00 PM 1	7:00 PM 13	7:00 PM 17	6:00 PM 1	7:00 PM 5	7:00 PM 1			9:00 PM 1	6:00 PM 2					6:00 PM 3	7:00 PM 38
<i>Comments:</i> N/A																

LOCATION: Eisenhower Blvd btwn Spangler Blvd (SE 24th St) and Eller Dr SPECIFIC LOCATION: 10 ft from CITY/STATE: Fort Lauderdale, FL														QC JOB #: 11348615 DIRECTION: NB DATE: Oct 10 2013			
Start Time	Motor-cycles	Cars & Trailer	2 Axle Long	Buses	2 Axle 6 Tire	3 Axle Single	4 Axle Single	<5 Axle Double	5 Axle Double	>6 Axle Double	<6 Axle Multi	6 Axle Multi	>6 Axle Multi	Not Classified	Total		
12:00 AM	0	0	0	0	0	0	0	0	0	0	0	0	0	0	0		
1:00 AM	0	0	0	0	0	0	0	0	0	0	0	0	0	0	0		
2:00 AM	0	0	0	0	0	0	0	0	0	0	0	0	0	0	0		
3:00 AM	0	0	0	0	0	0	0	0	0	0	0	0	0	0	0		
4:00 AM	0	0	0	0	0	0	0	0	0	0	0	0	0	0	0		
5:00 AM	0	0	0	0	0	0	0	0	0	0	0	0	0	0	0		
6:00 AM	0	0	0	0	0	0	0	0	0	0	0	0	0	0	0		
7:00 AM	0	0	0	0	0	0	0	0	0	0	0	0	0	0	0		
8:00 AM	1	38	39	5	26	1	0	2	14	0	0	0	0	21	147		
9:00 AM	2	22	24	2	19	3	1	1	11	0	0	0	0	16	101		
10:00 AM	2	25	40	5	26	6	0	0	18	0	0	0	0	17	139		
11:00 AM	2	35	39	10	28	3	0	8	22	2	0	0	0	11	160		
12:00 PM	1	79	59	5	30	6	1	4	9	0	0	0	0	14	208		
1:00 PM	3	77	63	4	33	3	1	2	20	0	0	0	0	17	223		
2:00 PM	2	35	35	5	25	6	1	4	20	0	0	0	0	8	141		
3:00 PM	0	31	30	3	11	7	0	1	23	0	0	0	0	5	111		
4:00 PM	3	30	28	7	8	8	0	0	14	0	0	0	0	8	106		
5:00 PM	1	50	21	2	14	0	0	0	9	0	0	0	0	11	108		
6:00 PM	0	20	14	0	6	0	0	0	5	0	0	0	0	4	49		
7:00 PM	1	5	14	1	4	1	0	0	2	0	0	0	0	0	28		
8:00 PM	0	7	9	0	2	1	0	1	0	0	0	0	0	1	21		
9:00 PM	0	7	2	0	2	0	0	0	1	0	0	0	0	1	13		
10:00 PM	0	7	5	0	0	1	0	0	0	0	0	0	0	4	17		
11:00 PM	1	12	4	0	0	0	0	0	3	0	0	0	0	0	20		
Day Total	19	480	426	49	234	46	4	23	171	2	0	0	0	138	1592		
Percent	1.2%	30.2%	26.8%	3.1%	14.7%	2.9%	0.3%	1.4%	10.7%	0.1%	0.0%	0.0%	0.0%	8.7%			
ADT 1592																	
AM Peak	9:00 AM	8:00 AM	10:00 AM	11:00 AM	11:00 AM	10:00 AM	9:00 AM	11:00 AM	11:00 AM	11:00 AM					8:00 AM	11:00 AM	
Volume	2	38	40	10	28	6	1	8	22	2					21	160	
PM Peak	1:00 PM	12:00 PM	1:00 PM	4:00 PM	1:00 PM	4:00 PM	12:00 PM	12:00 PM	3:00 PM							1:00 PM	1:00 PM
Volume	3	79	63	7	33	8	1	4	23							17	223
<i>Comments:</i> N/A																	

LOCATION: Eisenhower Blvd btwn Spangler Blvd (SE 24th St) and Eller Dr SPECIFIC LOCATION: 10 ft from CITY/STATE: Fort Lauderdale, FL														QC JOB #: 11348615 DIRECTION: NB DATE: Oct 11 2013	
Start Time	Motor-cycles	Cars & Trailer	2 Axle Long	Buses	2 Axle 6 Tire	3 Axle Single	4 Axle Single	<5 Axle Double	5 Axle Double	>6 Axle Double	<6 Axle Multi	6 Axle Multi	>6 Axle Multi	Not Classified	Total
12:00 AM	0	7	2	1	0	0	0	0	2	0	0	0	0	0	12
1:00 AM	0	7	8	0	0	0	0	0	2	0	0	0	0	3	20
2:00 AM	0	1	4	0	3	0	0	0	2	0	0	0	0	2	12
3:00 AM	0	2	3	0	0	0	0	0	1	0	0	0	0	1	7
4:00 AM	0	29	9	0	4	1	0	0	3	0	0	0	0	3	49
5:00 AM	1	44	30	0	12	0	0	1	1	0	0	0	0	9	98
6:00 AM	1	26	14	2	13	1	0	1	3	0	0	0	0	5	66
7:00 AM	4	35	36	2	18	2	0	1	10	0	0	0	0	6	114
8:00 AM	1	51	30	3	19	3	2	2	20	2	0	0	0	21	154
9:00 AM	2	31	20	4	19	4	0	3	15	3	0	0	0	18	119
10:00 AM	3	21	30	2	9	6	2	0	26	0	0	0	0	10	109
11:00 AM	2	35	32	6	23	6	0	5	15	0	0	0	0	8	132
12:00 PM	0	74	58	5	23	3	1	1	14	0	0	0	0	13	192
1:00 PM	1	89	50	5	27	6	0	6	16	1	1	0	0	13	215
2:00 PM	2	40	32	2	18	12	2	5	22	1	0	0	0	6	142
3:00 PM	0	30	33	3	10	6	0	2	18	0	0	0	0	9	111
4:00 PM	1	35	24	2	14	8	0	2	18	1	0	0	0	7	112
5:00 PM	1	44	26	1	6	0	0	0	5	0	0	0	0	3	86
6:00 PM	1	15	15	0	7	2	0	0	1	0	0	0	0	8	49
7:00 PM	0	17	8	0	4	0	0	0	0	0	0	0	0	4	33
8:00 PM	0	10	3	1	6	0	0	0	0	0	0	0	0	2	22
9:00 PM	0	11	6	0	1	0	0	0	1	0	0	0	0	2	21
10:00 PM	0	20	10	0	6	0	0	0	1	0	0	0	0	0	37
11:00 PM	1	16	10	0	3	0	0	0	1	0	0	0	0	0	31
Day Total	21	690	493	39	245	60	7	29	197	8	1	0	0	153	1943
Percent	1.1%	35.5%	25.4%	2.0%	12.6%	3.1%	0.4%	1.5%	10.1%	0.4%	0.1%	0.0%	0.0%	7.9%	
ADT 1943															
AM Peak Volume	7:00 AM	8:00 AM	7:00 AM	11:00 AM	11:00 AM	10:00 AM	8:00 AM	11:00 AM	10:00 AM	9:00 AM				8:00 AM	8:00 AM
	4	51	36	6	23	6	2	5	26	3				21	154
PM Peak Volume	2:00 PM	1:00 PM	12:00 PM	12:00 PM	1:00 PM	2:00 PM	2:00 PM	1:00 PM	2:00 PM	1:00 PM	1:00 PM			12:00 PM	1:00 PM
	2	89	58	5	27	12	2	6	22	1	1			13	215
<i>Comments:</i> N/A															

LOCATION: Eisenhower Blvd btwn Spangler Blvd (SE 24th St) and Eller Dr
SPECIFIC LOCATION: 10 ft from
CITY/STATE: Fort Lauderdale, FL

QC JOB #: 11348615
DIRECTION: NB
DATE: Oct 12 2013

Start Time	Motor-cycles	Cars & Trailer	2 Axle Long	Buses	2 Axle 6 Tire	3 Axle Single	4 Axle Single	<5 Axle Double	5 Axle Double	>6 Axle Double	<6 Axle Multi	6 Axle Multi	>6 Axle Multi	Not Classified	Total
12:00 AM	0	9	1	0	3	0	0	0	0	0	0	0	0	0	13
1:00 AM	0	4	3	0	1	0	0	0	0	0	0	0	0	2	10
2:00 AM	1	6	2	1	1	0	0	0	0	0	0	0	0	0	11
3:00 AM	0	6	7	0	2	0	0	2	1	0	0	0	0	2	20
4:00 AM	0	13	10	0	4	1	0	0	2	0	0	0	0	2	32
5:00 AM	0	82	82	0	13	0	0	4	1	1	0	0	0	19	202
6:00 AM	3	18	76	2	26	1	0	2	1	0	0	0	0	7	136
7:00 AM	2	48	66	4	30	2	0	6	0	0	0	0	0	16	174
8:00 AM	4	36	67	8	22	3	0	6	1	0	0	0	0	19	166
9:00 AM	5	60	118	11	20	6	0	7	1	0	0	0	0	14	242
10:00 AM	3	66	135	10	32	1	0	4	3	1	0	0	0	14	269
11:00 AM	6	70	185	8	45	2	0	19	3	0	0	0	0	15	353
12:00 PM	1	94	188	10	55	1	0	11	2	2	0	0	0	14	378
1:00 PM	0	61	121	3	19	0	0	11	2	0	0	0	0	9	226
2:00 PM	1	63	92	3	20	1	0	2	2	0	0	0	0	2	186
3:00 PM	0	45	55	2	5	0	1	2	0	0	0	0	0	3	113
4:00 PM	0	52	25	0	3	0	0	0	0	0	0	0	0	1	81
5:00 PM	0	31	20	0	5	0	0	0	0	0	0	0	0	2	58
6:00 PM	0	16	6	0	2	0	0	0	0	0	0	0	0	4	28
7:00 PM	0	6	7	0	2	0	0	0	0	0	0	0	0	0	15
8:00 PM	0	3	9	0	3	0	0	0	1	0	0	0	0	4	20
9:00 PM	0	8	9	0	3	0	0	0	0	0	0	0	0	1	21
10:00 PM	0	9	0	0	2	0	0	0	0	0	0	0	0	2	13
11:00 PM	1	8	4	0	0	0	0	0	0	0	0	0	0	1	14

Day Total	27	814	1288	62	318	18	1	76	20	4	0	0	0	153	2781
Percent	1.0%	29.3%	46.3%	2.2%	11.4%	0.6%	0.0%	2.7%	0.7%	0.1%	0.0%	0.0%	0.0%	5.5%	



AM Peak	11:00 AM	5:00 AM	11:00 AM	9:00 AM	11:00 AM	9:00 AM		11:00 AM	10:00 AM	5:00 AM				5:00 AM	11:00 AM
Volume	6	82	185	11	45	6		19	3	1				19	353
PM Peak	12:00 PM	12:00 PM	12:00 PM	12:00 PM	12:00 PM	12:00 PM	3:00 PM	12:00 PM	12:00 PM	12:00 PM				12:00 PM	12:00 PM
Volume	1	94	188	10	55	1	1	11	2	2				14	378

Comments: N/A

LOCATION: Eisenhower Blvd btwn Spangler Blvd (SE 24th St) and Eller Dr SPECIFIC LOCATION: 10 ft from CITY/STATE: Fort Lauderdale, FL														QC JOB #: 11348615 DIRECTION: NB DATE: Oct 13 2013														
Start Time	Motor-cycles	Cars & Trailer	2 Axle Long	Buses	2 Axle 6 Tire	3 Axle Single	4 Axle Single	<5 Axle Double	5 Axle Double	>6 Axle Double	<6 Axle Multi	6 Axle Multi	>6 Axle Multi	Not Classified	Total													
12:00 AM	0	7	4	0	0	0	0	0	0	0	0	0	0	0	11													
1:00 AM	0	4	1	0	1	0	0	0	0	0	0	0	0	0	6													
2:00 AM	0	6	5	0	1	0	0	0	0	0	0	0	0	1	13													
3:00 AM	0	5	6	0	1	0	0	0	0	0	0	0	0	1	13													
4:00 AM	0	14	9	1	1	0	0	0	0	0	0	0	0	8	33													
5:00 AM	1	115	76	2	21	0	0	3	0	0	0	0	0	38	256													
6:00 AM	0	48	67	0	26	1	0	4	1	0	0	0	0	13	160													
7:00 AM	1	41	37	6	34	0	0	4	1	0	1	0	0	18	143													
8:00 AM	1	40	72	12	29	1	0	11	1	0	0	0	0	26	193													
9:00 AM	5	50	85	14	42	0	2	10	0	0	0	0	0	32	240													
10:00 AM	4	69	143	10	52	2	1	11	4	0	0	0	1	45	342													
11:00 AM	3	84	205	14	47	2	0	21	4	0	2	0	0	29	411													
12:00 PM	2	83	241	17	53	1	0	20	1	2	2	1	0	28	451													
1:00 PM	4	81	168	7	34	1	0	12	1	0	0	0	1	20	329													
2:00 PM	4	81	125	3	21	0	0	3	2	0	0	0	0	7	246													
3:00 PM	0	65	49	0	7	0	0	1	0	0	0	0	0	4	126													
4:00 PM	0	47	28	1	4	0	0	0	0	0	0	0	0	4	84													
5:00 PM	1	41	17	0	7	0	0	0	0	0	0	0	0	5	71													
6:00 PM	0	11	7	0	0	0	0	0	0	0	0	0	0	3	21													
7:00 PM	0	9	4	1	0	0	0	0	0	0	0	0	0	5	19													
8:00 PM	0	2	5	0	4	0	0	0	1	0	0	0	0	2	14													
9:00 PM	0	7	5	0	4	0	0	2	0	0	0	0	0	2	20													
10:00 PM	0	6	3	0	3	0	0	0	0	0	0	0	0	3	15													
11:00 PM	1	9	7	0	0	0	0	0	0	0	0	0	0	3	20													
Day Total	27	925	1369	88	392	8	3	102	16	2	5	1	2	297	3237													
Percent	0.8%	28.6%	42.3%	2.7%	12.1%	0.2%	0.1%	3.2%	0.5%	0.1%	0.2%	0.0%	0.1%	9.2%														
ADT 3237																												
AM Peak Volume	9:00 AM	5	5:00 AM	115	11:00 AM	205	9:00 AM	14	10:00 AM	52	10:00 AM	2	9:00 AM	2	11:00 AM	21	10:00 AM	4	11:00 AM	2	10:00 AM	1	10:00 AM	45	11:00 AM	411		
PM Peak Volume	1:00 PM	4	12:00 PM	83	12:00 PM	241	12:00 PM	17	12:00 PM	53	12:00 PM	1	12:00 PM	20	2:00 PM	2	12:00 PM	2	12:00 PM	2	12:00 PM	1	1:00 PM	1	12:00 PM	28	12:00 PM	451
<i>Comments:</i> N/A																												

LOCATION: Eisenhower Blvd btwn Spangler Blvd (SE 24th St) and Eller Dr SPECIFIC LOCATION: 10 ft from CITY/STATE: Fort Lauderdale, FL														QC JOB #: 11348615 DIRECTION: NB DATE: Oct 14 2013		
Start Time	Motor-cycles	Cars & Trailer	2 Axle Long	Buses	2 Axle 6 Tire	3 Axle Single	4 Axle Single	<5 Axle Double	5 Axle Double	>6 Axle Double	<6 Axle Multi	6 Axle Multi	>6 Axle Multi	Not Classified	Total	
12:00 AM	0	3	4	0	0	0	0	0	1	0	0	0	0	0	8	
1:00 AM	0	5	2	0	2	0	0	0	0	0	0	0	0	0	9	
2:00 AM	0	4	0	0	1	0	0	0	1	0	0	0	0	1	7	
3:00 AM	0	7	5	0	0	0	0	0	1	0	0	0	0	2	15	
4:00 AM	0	9	4	0	1	0	0	0	3	0	0	0	0	9	26	
5:00 AM	1	47	21	0	10	2	0	3	1	0	0	0	0	14	99	
6:00 AM	2	20	12	2	13	3	0	1	5	0	0	0	0	2	60	
7:00 AM	2	41	26	2	12	4	0	4	4	1	0	0	0	5	101	
8:00 AM	0	40	40	3	16	3	4	1	17	1	0	0	1	21	147	
9:00 AM	1	27	17	2	13	1	1	3	13	2	0	0	0	21	101	
10:00 AM	1	24	23	3	11	5	4	0	14	0	0	0	0	11	96	
11:00 AM	0	26	33	3	18	3	3	4	14	0	0	0	0	9	113	
12:00 PM	3	76	36	4	17	5	7	8	12	0	0	0	0	5	173	
1:00 PM	7	61	41	6	23	11	3	3	28	1	0	0	0	8	192	
2:00 PM	1	32	36	6	12	4	7	2	22	0	0	0	0	2	124	
3:00 PM	4	30	30	2	12	6	3	3	21	0	0	0	0	0	111	
4:00 PM	1	25	24	6	9	1	0	2	20	1	0	0	1	4	94	
5:00 PM	0	41	12	0	7	1	0	0	3	0	0	0	0	0	64	
6:00 PM	0	8	7	0	8	0	0	1	0	1	0	0	0	0	25	
7:00 PM	0	6	9	0	4	0	0	0	0	1	0	0	0	0	20	
8:00 PM	0	5	4	0	1	0	0	0	0	0	0	0	0	1	11	
9:00 PM	0	9	5	0	8	0	0	0	0	0	0	0	0	1	23	
10:00 PM	0	5	3	0	4	0	0	0	3	0	0	0	0	2	17	
11:00 PM	0	20	11	0	2	0	0	0	0	0	0	0	0	2	35	
Day Total	23	571	405	39	204	49	32	35	183	8	0	0	2	120	1671	
Percent	1.4%	34.2%	24.2%	2.3%	12.2%	2.9%	1.9%	2.1%	11.0%	0.5%	0.0%	0.0%	0.1%	7.2%		
ADT 1671																
AM Peak	6:00 AM	5:00 AM	8:00 AM	8:00 AM	11:00 AM	10:00 AM	8:00 AM	7:00 AM	8:00 AM	9:00 AM				8:00 AM	8:00 AM	8:00 AM
Volume	2	47	40	3	18	5	4	4	17	2				1	21	147
PM Peak	1:00 PM	12:00 PM	1:00 PM	1:00 PM	1:00 PM	1:00 PM	12:00 PM	12:00 PM	1:00 PM	1:00 PM			4:00 PM	1:00 PM		1:00 PM
Volume	7	76	41	6	23	11	7	8	28	1			1	8		192
<i>Comments:</i> N/A																

LOCATION: Eisenhower Blvd btwn Spangler Blvd (SE 24th St) and Eller Dr													QC JOB #: 11348615		
SPECIFIC LOCATION: 10 ft from													DIRECTION: NB		
CITY/STATE: Fort Lauderdale, FL													DATE: Oct 08 2013 - Oct 14 2013		
Start Time	Motor-cycles	Cars & Trailer	2 Axle Long	Buses	2 Axle 6 Tire	3 Axle Single	4 Axle Single	<5 Axle Double	5 Axle Double	>6 Axle Double	<6 Axle Multi	6 Axle Multi	>6 Axle Multi	Not Classified	Total
Grand Total	134	4001	4329	302	1528	206	56	294	703	25	6	1	5	993	12583
Percent	1.1%	31.8%	34.4%	2.4%	12.1%	1.6%	0.4%	2.3%	5.6%	0.2%	0.0%	0.0%	0.0%	7.9%	
ADT 1797															
<i>Comments:</i> N/A															



LOCATION: Eisenhower Blvd btwn Spangler Blvd (SE 24th St) and Eller Dr
SPECIFIC LOCATION: 10 ft from
CITY/STATE: Fort Lauderdale, FL

QC JOB #: 11348615
DIRECTION: SB
DATE: Oct 08 2013

Start Time	Motor-cycles	Cars & Trailer	2 Axle Long	Buses	2 Axle 6 Tire	3 Axle Single	4 Axle Single	<5 Axle Double	5 Axle Double	>6 Axle Double	<6 Axle Multi	6 Axle Multi	>6 Axle Multi	Not Classified	Total	
12:00 AM	0	12	1	0	1	0	0	0	0	0	0	0	0	0	14	
1:00 AM	0	6	4	0	0	0	0	0	0	0	0	0	0	1	11	
2:00 AM	0	3	2	0	0	0	0	0	1	0	0	0	0	0	6	
3:00 AM	0	4	2	0	0	1	0	1	0	0	0	0	0	0	8	
4:00 AM	0	10	3	0	0	0	0	2	3	0	0	0	0	0	18	
5:00 AM	0	6	1	0	0	0	0	0	6	0	0	0	0	0	13	
6:00 AM	0	9	31	0	12	2	0	0	7	0	0	0	0	2	63	
7:00 AM	0	38	28	1	13	4	0	3	9	0	0	0	0	0	96	
8:00 AM	0	49	28	1	7	6	0	2	14	0	0	0	0	2	109	
9:00 AM	1	39	33	2	14	2	0	1	22	0	0	0	1	2	117	
10:00 AM	1	41	33	0	13	2	0	10	13	0	0	0	0	2	115	
11:00 AM	0	96	50	1	19	1	0	5	26	0	0	0	0	4	202	
12:00 PM	0	87	46	3	22	4	0	3	13	0	0	0	0	4	182	
1:00 PM	0	43	40	0	16	6	0	6	14	0	0	0	1	2	128	
2:00 PM	2	43	36	4	10	5	0	5	22	0	0	0	0	1	128	
3:00 PM	3	20	24	6	28	7	0	7	14	0	0	0	0	2	111	
4:00 PM	0	28	21	3	18	3	0	2	11	1	0	0	0	0	87	
5:00 PM	1	48	25	1	13	1	0	0	9	0	0	0	0	0	98	
6:00 PM	0	22	15	0	8	3	0	0	6	0	0	0	0	0	54	
7:00 PM	0	15	15	0	2	0	0	0	5	0	0	0	0	0	37	
8:00 PM	0	13	10	0	4	1	0	0	5	0	0	0	0	0	33	
9:00 PM	0	9	8	2	1	0	0	0	1	0	0	0	0	0	21	
10:00 PM	0	23	11	0	0	0	0	0	0	0	0	0	0	0	34	
11:00 PM	0	39	19	0	2	0	0	0	0	0	0	0	0	0	60	
Day Total	8	703	486	24	203	48	0	47	201	1	0	0	2	22	1745	
Percent	0.5%	40.3%	27.9%	1.4%	11.6%	2.8%	0.0%	2.7%	11.5%	0.1%	0.0%	0.0%	0.1%	1.3%		
ADT 1745																
AM Peak	9:00 AM	11:00 AM	11:00 AM	9:00 AM	11:00 AM	8:00 AM		10:00 AM	11:00 AM					9:00 AM	11:00 AM	11:00 AM
Volume	1	96	50	2	19	6		10	26					1	4	202
PM Peak	3:00 PM	12:00 PM	12:00 PM	3:00 PM	3:00 PM	3:00 PM		3:00 PM	2:00 PM	4:00 PM				1:00 PM	12:00 PM	12:00 PM
Volume	3	87	46	6	28	7		7	22	1				1	4	182

Comments: N/A

LOCATION: Eisenhower Blvd btwn Spangler Blvd (SE 24th St) and Eller Dr SPECIFIC LOCATION: 10 ft from CITY/STATE: Fort Lauderdale, FL														QC JOB #: 11348615 DIRECTION: SB DATE: Oct 09 2013	
Start Time	Motor-cycles	Cars & Trailer	2 Axle Long	Buses	2 Axle 6 Tire	3 Axle Single	4 Axle Single	<5 Axle Double	5 Axle Double	>6 Axle Double	<6 Axle Multi	6 Axle Multi	>6 Axle Multi	Not Classified	Total
12:00 AM	0	23	6	0	2	0	0	1	1	0	0	0	0	0	33
1:00 AM	0	9	6	0	2	0	0	0	1	0	0	0	0	0	18
2:00 AM	0	0	2	0	1	0	0	0	0	0	0	0	0	0	3
3:00 AM	0	5	4	0	3	0	0	0	0	0	0	0	0	0	12
4:00 AM	0	5	7	0	3	0	0	0	3	0	0	0	0	0	18
5:00 AM	2	6	4	0	2	0	0	1	6	0	0	0	0	1	22
6:00 AM	0	14	14	1	7	1	0	0	6	0	0	0	0	0	43
7:00 AM	1	38	35	1	14	10	0	2	15	0	0	0	0	1	117
8:00 AM	0	57	38	0	11	7	0	3	21	1	0	0	1	4	143
9:00 AM	1	47	40	5	15	6	0	3	23	2	0	0	0	3	145
10:00 AM	0	32	31	10	19	5	0	4	18	1	0	0	0	0	120
11:00 AM	3	51	54	4	22	12	0	7	15	0	0	0	0	3	171
12:00 PM	0	76	45	1	19	4	0	4	16	0	0	0	1	3	169
1:00 PM	2	32	47	2	18	5	0	11	19	0	0	0	0	1	137
2:00 PM	1	49	27	5	10	3	0	10	14	0	0	0	0	3	122
3:00 PM	1	39	25	3	11	9	0	3	22	0	0	0	0	2	115
4:00 PM	0	46	24	4	7	3	0	0	14	0	0	0	0	2	100
5:00 PM	0	51	24	0	10	6	0	2	3	1	0	0	0	4	101
6:00 PM	0	36	12	0	4	1	0	0	4	1	0	0	0	0	58
7:00 PM	0	15	8	0	1	1	0	0	2	0	0	0	0	0	27
8:00 PM	0	15	7	0	2	0	0	1	1	0	0	0	0	0	26
9:00 PM	1	8	7	0	2	1	0	0	2	0	0	0	0	1	22
10:00 PM	0	39	18	0	5	1	0	0	1	0	0	0	0	0	64
11:00 PM	1	23	4	0	1	0	0	0	1	0	0	0	0	0	30
Day Total	13	716	489	36	191	75	0	52	208	6	0	0	2	28	1816
Percent	0.7%	39.4%	26.9%	2.0%	10.5%	4.1%	0.0%	2.9%	11.5%	0.3%	0.0%	0.0%	0.1%	1.5%	
ADT 1816															
AM Peak	11:00 AM	8:00 AM	11:00 AM	10:00 AM	11:00 AM	11:00 AM		11:00 AM	9:00 AM	9:00 AM			8:00 AM	8:00 AM	11:00 AM
Volume	3	57	54	10	22	12		7	23	2			1	4	171
PM Peak	1:00 PM	12:00 PM	1:00 PM	2:00 PM	12:00 PM	3:00 PM		1:00 PM	3:00 PM	5:00 PM			12:00 PM	5:00 PM	12:00 PM
Volume	2	76	47	5	19	9		11	22	1			1	4	169
<i>Comments:</i> N/A															

LOCATION: Eisenhower Blvd btwn Spangler Blvd (SE 24th St) and Eller Dr SPECIFIC LOCATION: 10 ft from CITY/STATE: Fort Lauderdale, FL														QC JOB #: 11348615 DIRECTION: SB DATE: Oct 10 2013	
Start Time	Motor-cycles	Cars & Trailer	2 Axle Long	Buses	2 Axle 6 Tire	3 Axle Single	4 Axle Single	<5 Axle Double	5 Axle Double	>6 Axle Double	<6 Axle Multi	6 Axle Multi	>6 Axle Multi	Not Classified	Total
12:00 AM	0	30	12	0	4	0	0	0	0	0	0	0	0	0	46
1:00 AM	0	8	10	0	0	0	0	0	1	0	0	0	0	0	19
2:00 AM	0	3	2	0	0	1	0	1	1	0	0	0	0	0	8
3:00 AM	0	9	2	0	0	0	0	0	0	0	0	0	0	0	11
4:00 AM	0	20	18	0	6	0	0	2	1	0	0	0	0	1	48
5:00 AM	0	23	8	1	2	0	0	0	5	0	0	0	0	0	39
6:00 AM	0	29	27	3	4	3	0	1	9	0	0	0	0	0	76
7:00 AM	2	52	40	7	15	2	0	2	11	0	0	0	1	8	140
8:00 AM	0	59	48	7	18	5	0	1	17	0	0	0	0	2	157
9:00 AM	1	29	42	7	26	7	0	6	16	1	0	0	0	2	137
10:00 AM	1	45	52	4	36	10	0	2	29	0	1	0	0	7	187
11:00 AM	6	100	61	10	33	7	0	5	19	0	0	0	2	4	247
12:00 PM	0	159	68	6	34	3	0	4	11	0	0	0	0	4	289
1:00 PM	5	64	58	5	19	5	0	4	22	0	0	0	3	8	193
2:00 PM	0	39	30	5	17	1	0	3	24	1	0	0	0	0	120
3:00 PM	0	32	26	5	9	3	0	0	25	0	0	0	0	1	101
4:00 PM	2	28	34	3	11	4	0	0	14	0	0	0	0	0	96
5:00 PM	0	37	15	3	13	2	0	0	13	0	0	0	1	2	86
6:00 PM	0	28	14	1	9	2	0	0	5	0	0	0	0	0	59
7:00 PM	0	17	10	0	3	3	0	0	3	0	0	0	0	0	36
8:00 PM	0	12	3	0	3	0	0	0	3	0	0	0	0	0	21
9:00 PM	0	12	3	0	2	0	0	0	2	0	0	0	0	0	19
10:00 PM	0	26	9	0	2	1	0	0	1	0	0	0	0	0	39
11:00 PM	0	14	7	0	1	3	0	0	0	0	0	0	0	0	25
Day Total	17	875	599	67	267	62	0	31	232	2	1	0	7	39	2199
Percent	0.8%	39.8%	27.2%	3.0%	12.1%	2.8%	0.0%	1.4%	10.6%	0.1%	0.0%	0.0%	0.3%	1.8%	
ADT 2199															
AM Peak	11:00 AM	11:00 AM	11:00 AM	11:00 AM	10:00 AM	10:00 AM		9:00 AM	10:00 AM	9:00 AM	10:00 AM		11:00 AM	7:00 AM	11:00 AM
Volume	6	100	61	10	36	10		6	29	1	1		2	8	247
PM Peak	1:00 PM	12:00 PM	12:00 PM	12:00 PM	12:00 PM	1:00 PM		12:00 PM	3:00 PM	2:00 PM			1:00 PM	1:00 PM	12:00 PM
Volume	5	159	68	6	34	5		4	25	1			3	8	289
<i>Comments:</i> N/A															

LOCATION: Eisenhower Blvd btwn Spangler Blvd (SE 24th St) and Eller Dr
SPECIFIC LOCATION: 10 ft from
CITY/STATE: Fort Lauderdale, FL

QC JOB #: 11348615
DIRECTION: SB
DATE: Oct 11 2013

Start Time	Motor-cycles	Cars & Trailer	2 Axle Long	Buses	2 Axle 6 Tire	3 Axle Single	4 Axle Single	<5 Axle Double	5 Axle Double	>6 Axle Double	<6 Axle Multi	6 Axle Multi	>6 Axle Multi	Not Classified	Total	
12:00 AM	1	10	4	0	1	2	0	0	0	0	0	0	0	0	18	
1:00 AM	0	9	5	0	1	2	0	0	0	0	0	0	0	4	21	
2:00 AM	0	4	4	0	0	2	0	1	0	0	0	0	0	0	11	
3:00 AM	1	8	3	0	1	0	0	0	0	0	0	0	0	0	13	
4:00 AM	0	14	11	0	6	0	0	2	2	0	0	0	0	0	35	
5:00 AM	0	12	4	0	2	0	0	0	8	0	0	0	0	0	26	
6:00 AM	0	26	23	3	14	1	0	0	12	0	0	0	0	0	79	
7:00 AM	1	35	26	3	21	3	0	2	8	0	0	0	0	3	102	
8:00 AM	2	28	35	5	17	4	0	3	13	0	0	0	0	8	115	
9:00 AM	1	35	33	4	21	8	0	2	25	2	0	0	0	2	133	
10:00 AM	0	19	26	2	17	3	1	2	17	0	0	0	0	5	92	
11:00 AM	1	54	36	6	35	6	0	5	17	0	0	0	0	3	163	
12:00 PM	3	76	52	5	19	6	0	1	11	0	0	0	0	3	176	
1:00 PM	3	76	60	4	27	5	0	6	13	0	0	0	0	2	196	
2:00 PM	2	44	37	3	23	4	0	6	26	0	0	0	0	10	155	
3:00 PM	0	33	37	1	17	6	0	2	27	2	0	0	0	3	128	
4:00 PM	1	43	27	2	14	1	0	0	13	1	0	0	0	1	103	
5:00 PM	2	56	25	2	17	2	0	2	10	0	0	0	0	1	117	
6:00 PM	0	25	22	0	9	1	0	0	0	0	0	0	0	0	57	
7:00 PM	1	16	11	1	7	3	0	0	2	0	0	0	0	0	41	
8:00 PM	0	12	13	0	4	1	0	1	0	0	0	0	0	0	31	
9:00 PM	0	20	9	0	5	0	0	0	4	0	0	0	0	1	39	
10:00 PM	0	27	16	0	4	0	0	1	1	0	0	0	0	1	50	
11:00 PM	0	35	20	0	9	0	0	0	0	0	0	0	0	0	64	
Day Total	19	717	539	41	291	60	1	36	209	5	0	0	0	47	1965	
Percent	1.0%	36.5%	27.4%	2.1%	14.8%	3.1%	0.1%	1.8%	10.6%	0.3%	0.0%	0.0%	0.0%	2.4%		
ADT 1965																
AM Peak Volume	8:00 AM	11:00 AM	11:00 AM	11:00 AM	11:00 AM	9:00 AM	10:00 AM	11:00 AM	9:00 AM	9:00 AM					8:00 AM	11:00 AM
	2	54	36	6	35	8	1	5	25	2					8	163
PM Peak Volume	12:00 PM	12:00 PM	1:00 PM	12:00 PM	1:00 PM	12:00 PM			1:00 PM	3:00 PM	3:00 PM				2:00 PM	1:00 PM
	3	76	60	5	27	6			6	27	2				10	196

Comments: N/A

LOCATION: Eisenhower Blvd btwn Spangler Blvd (SE 24th St) and Eller Dr SPECIFIC LOCATION: 10 ft from CITY/STATE: Fort Lauderdale, FL														QC JOB #: 11348615 DIRECTION: SB DATE: Oct 12 2013	
Start Time	Motor-cycles	Cars & Trailer	2 Axle Long	Buses	2 Axle 6 Tire	3 Axle Single	4 Axle Single	<5 Axle Double	5 Axle Double	>6 Axle Double	<6 Axle Multi	6 Axle Multi	>6 Axle Multi	Not Classified	Total
12:00 AM	0	25	9	0	3	1	0	0	0	0	0	0	0	0	38
1:00 AM	0	28	19	0	4	0	0	1	1	0	0	0	0	0	53
2:00 AM	0	23	9	0	12	0	0	2	0	0	0	0	0	1	47
3:00 AM	0	16	7	0	0	1	0	1	0	0	0	0	0	0	25
4:00 AM	0	7	5	0	3	0	0	2	3	0	0	0	0	0	20
5:00 AM	0	11	8	1	2	0	0	0	5	0	0	0	0	0	27
6:00 AM	4	43	83	1	7	4	0	2	1	0	0	0	0	13	158
7:00 AM	4	77	114	3	22	1	0	6	2	0	0	0	0	27	256
8:00 AM	1	93	198	8	32	0	0	16	1	1	0	0	0	12	362
9:00 AM	4	113	252	5	25	2	1	14	3	0	0	0	0	26	445
10:00 AM	3	126	257	2	35	2	0	11	4	0	1	0	0	29	470
11:00 AM	6	126	319	4	37	1	0	19	1	1	0	0	0	46	560
12:00 PM	0	101	233	4	50	0	0	13	2	1	0	0	1	35	440
1:00 PM	0	91	169	0	27	0	0	4	3	0	0	0	0	14	308
2:00 PM	1	85	108	1	17	0	0	4	0	0	0	0	0	5	221
3:00 PM	0	55	66	0	10	1	0	1	2	0	0	0	0	0	135
4:00 PM	0	36	42	0	4	0	0	1	2	0	0	0	0	0	85
5:00 PM	0	15	8	0	1	0	0	0	2	0	0	0	0	0	26
6:00 PM	0	14	9	0	4	0	0	0	4	0	0	0	0	0	31
7:00 PM	0	6	4	0	4	0	0	0	1	0	0	0	0	0	15
8:00 PM	0	6	4	0	1	0	0	0	3	0	0	0	0	6	20
9:00 PM	0	11	8	0	2	0	0	0	0	0	0	0	0	0	21
10:00 PM	0	24	14	0	7	0	0	1	0	0	0	0	0	0	46
11:00 PM	0	12	5	0	2	0	0	0	0	0	0	0	0	0	19
Day Total	23	1144	1950	29	311	13	1	98	40	3	1	0	1	214	3828
Percent	0.6%	29.9%	50.9%	0.8%	8.1%	0.3%	0.0%	2.6%	1.0%	0.1%	0.0%	0.0%	0.0%	5.6%	
ADT 3828															
AM Peak Volume	11:00 AM	10:00 AM	11:00 AM	8:00 AM	11:00 AM	6:00 AM	9:00 AM	11:00 AM	5:00 AM	8:00 AM	10:00 AM			11:00 AM	11:00 AM
	6	126	319	8	37	4	1	19	5	1	1			46	560
PM Peak Volume	2:00 PM	12:00 PM	12:00 PM	12:00 PM	12:00 PM	3:00 PM		12:00 PM	6:00 PM	12:00 PM			12:00 PM	12:00 PM	12:00 PM
	1	101	233	4	50	1		13	4	1			1	35	440
<i>Comments:</i> N/A															

LOCATION: Eisenhower Blvd btwn Spangler Blvd (SE 24th St) and Eller Dr
SPECIFIC LOCATION: 10 ft from
CITY/STATE: Fort Lauderdale, FL

QC JOB #: 11348615
DIRECTION: SB
DATE: Oct 13 2013

Start Time	Motor-cycles	Cars & Trailer	2 Axle Long	Buses	2 Axle 6 Tire	3 Axle Single	4 Axle Single	<5 Axle Double	5 Axle Double	>6 Axle Double	<6 Axle Multi	6 Axle Multi	>6 Axle Multi	Not Classified	Total
12:00 AM	0	11	5	0	1	0	0	0	0	0	0	0	0	0	17
1:00 AM	0	3	3	0	1	0	0	0	0	0	0	0	0	0	7
2:00 AM	0	4	4	0	1	0	0	0	0	0	0	0	0	0	9
3:00 AM	0	5	4	0	0	0	0	0	0	0	0	0	0	0	9
4:00 AM	0	4	6	1	1	0	0	0	0	0	0	0	0	1	13
5:00 AM	0	13	24	2	3	0	0	0	0	0	0	0	0	0	42
6:00 AM	5	56	85	2	15	3	0	2	3	0	0	0	0	4	175
7:00 AM	3	84	204	15	29	1	0	6	4	0	0	0	1	32	379
8:00 AM	5	83	212	12	35	1	0	24	6	2	1	0	0	38	419
9:00 AM	6	99	239	11	41	3	0	20	3	1	1	0	1	53	478
10:00 AM	13	128	260	9	35	5	0	19	3	1	1	1	1	92	568
11:00 AM	8	127	343	8	51	0	1	35	2	2	2	0	0	85	664
12:00 PM	5	128	289	15	49	3	0	21	3	1	1	1	0	81	597
1:00 PM	7	103	192	11	35	0	0	7	1	0	0	0	0	25	381
2:00 PM	2	115	154	4	22	0	0	6	1	0	0	0	0	9	313
3:00 PM	0	79	80	0	11	0	0	2	3	0	0	0	0	1	176
4:00 PM	0	37	30	0	7	0	0	2	3	0	0	0	0	0	79
5:00 PM	2	22	16	0	3	0	0	0	2	0	0	0	0	0	45
6:00 PM	0	11	7	0	1	0	0	0	2	0	0	0	0	2	23
7:00 PM	0	5	4	0	1	0	0	0	3	0	0	0	0	0	13
8:00 PM	0	10	4	0	5	0	0	1	2	0	0	0	0	0	22
9:00 PM	0	8	10	2	5	0	0	1	1	0	0	0	0	0	27
10:00 PM	0	11	6	0	0	0	0	0	0	0	0	0	0	0	17
11:00 PM	0	9	5	0	1	0	0	0	0	0	0	0	0	0	15
Day Total	56	1155	2186	92	353	16	1	146	42	7	6	2	3	423	4488
Percent	1.2%	25.7%	48.7%	2.0%	7.9%	0.4%	0.0%	3.3%	0.9%	0.2%	0.1%	0.0%	0.1%	9.4%	
ADT 4488															
AM Peak Volume	10:00 AM	10:00 AM	11:00 AM	7:00 AM	11:00 AM	10:00 AM	11:00 AM	11:00 AM	8:00 AM	8:00 AM	11:00 AM	10:00 AM	7:00 AM	10:00 AM	11:00 AM
PM Peak Volume	1:00 PM	12:00 PM	12:00 PM	12:00 PM	12:00 PM	12:00 PM		12:00 PM	12:00 PM	12:00 PM	12:00 PM	12:00 PM		12:00 PM	12:00 PM
	13	128	343	15	51	5	1	35	6	2	2	1	1	92	664
	7	128	289	15	49	3		21	3	1	1	1		81	597

Comments: N/A

LOCATION: Eisenhower Blvd btwn Spangler Blvd (SE 24th St) and Eller Dr SPECIFIC LOCATION: 10 ft from CITY/STATE: Fort Lauderdale, FL														QC JOB #: 11348615 DIRECTION: SB DATE: Oct 14 2013	
Start Time	Motor-cycles	Cars & Trailer	2 Axle Long	Buses	2 Axle 6 Tire	3 Axle Single	4 Axle Single	<5 Axle Double	5 Axle Double	>6 Axle Double	<6 Axle Multi	6 Axle Multi	>6 Axle Multi	Not Classified	Total
12:00 AM	0	9	5	0	1	0	0	0	0	0	0	0	0	0	15
1:00 AM	0	6	1	0	2	0	0	0	0	0	0	0	0	0	9
2:00 AM	0	4	2	0	0	0	0	0	2	0	0	0	0	0	8
3:00 AM	0	6	3	0	0	0	0	1	1	0	0	0	0	0	11
4:00 AM	0	3	4	0	3	0	0	0	3	0	0	0	0	0	13
5:00 AM	0	7	4	0	0	0	0	1	7	0	0	0	0	0	19
6:00 AM	0	37	17	2	8	3	0	0	11	0	0	0	0	0	78
7:00 AM	1	42	33	0	19	5	0	0	21	0	0	0	0	2	123
8:00 AM	0	24	39	3	12	7	0	2	16	0	0	1	0	3	107
9:00 AM	2	23	15	2	12	6	0	0	15	0	0	0	0	2	77
10:00 AM	1	27	41	6	18	4	0	3	18	0	0	0	0	2	120
11:00 AM	3	49	31	4	28	7	0	4	24	0	0	0	1	1	152
12:00 PM	0	72	46	1	16	5	0	2	18	1	0	0	0	8	169
1:00 PM	5	37	26	8	14	11	0	2	19	0	0	0	0	18	140
2:00 PM	3	34	28	3	10	13	0	5	20	0	0	0	0	1	117
3:00 PM	1	25	26	4	7	5	0	2	17	0	0	0	0	1	88
4:00 PM	1	30	23	1	10	3	0	0	12	1	0	0	0	1	82
5:00 PM	1	36	14	0	11	0	0	1	4	1	0	0	0	1	69
6:00 PM	0	25	16	0	6	0	0	0	3	1	0	0	0	0	51
7:00 PM	0	13	10	1	3	0	0	0	1	0	0	0	0	0	28
8:00 PM	0	11	3	0	2	0	0	0	2	0	0	0	0	2	20
9:00 PM	0	11	11	0	5	0	0	0	1	0	0	0	0	0	28
10:00 PM	0	30	8	0	2	0	0	1	1	0	0	0	0	1	43
11:00 PM	1	13	6	1	4	0	0	0	1	0	0	0	0	0	26
Day Total	19	574	412	36	193	69	0	24	217	4	0	1	1	43	1593
Percent	1.2%	36.0%	25.9%	2.3%	12.1%	4.3%	0.0%	1.5%	13.6%	0.3%	0.0%	0.1%	0.1%	2.7%	
ADT 1593															
AM Peak Volume	11:00 AM	11:00 AM	10:00 AM	10:00 AM	11:00 AM	8:00 AM		11:00 AM	11:00 AM			8:00 AM	11:00 AM	8:00 AM	11:00 AM
PM Peak Volume	1:00 PM	12:00 PM	12:00 PM	1:00 PM	12:00 PM	2:00 PM		2:00 PM	2:00 PM	12:00 PM				1:00 PM	12:00 PM
	3	49	41	6	28	7		4	24			1	1	3	152
	5	72	46	8	16	13		5	20	1				18	169

Comments: N/A

LOCATION: Eisenhower Blvd btwn Spangler Blvd (SE 24th St) and Eller Dr													QC JOB #: 11348615		
SPECIFIC LOCATION: 10 ft from													DIRECTION: SB		
CITY/STATE: Fort Lauderdale, FL													DATE: Oct 08 2013 - Oct 14 2013		
Start Time	Motor-cycles	Cars & Trailer	2 Axle Long	Buses	2 Axle 6 Tire	3 Axle Single	4 Axle Single	<5 Axle Double	5 Axle Double	>6 Axle Double	<6 Axle Multi	6 Axle Multi	>6 Axle Multi	Not Classified	Total
Grand Total	155	5884	6661	325	1809	343	3	434	1149	28	8	3	16	816	17634
Percent	0.9%	33.4%	37.8%	1.8%	10.3%	1.9%	0.0%	2.5%	6.5%	0.2%	0.0%	0.0%	0.1%	4.6%	
ADT 2519															
Comments: N/A															



LOCATION: Eller Dr btwn Eisenhower Blvd and McIntosh Rd
SPECIFIC LOCATION: 10 ft from
CITY/STATE: Fort Lauderdale, FL

QC JOB #: 11348616
DIRECTION: EB
DATE: Oct 08 2013

Start Time	Motor-cycles	Cars & Trailer	2 Axle Long	Buses	2 Axle 6 Tire	3 Axle Single	4 Axle Single	<5 Axle Double	5 Axle Double	>6 Axle Double	<6 Axle Multi	6 Axle Multi	>6 Axle Multi	Not Classified	Total
12:00 AM	0	4	2	0	4	0	0	0	0	0	0	0	0	0	10
1:00 AM	0	2	0	0	0	0	0	0	0	0	0	0	0	0	2
2:00 AM	0	3	0	0	0	0	0	0	1	0	0	0	0	0	4
3:00 AM	0	5	1	0	0	0	0	1	0	0	0	0	0	0	7
4:00 AM	0	3	1	0	0	0	0	2	0	0	0	0	0	0	6
5:00 AM	0	4	0	0	0	0	0	0	0	0	0	0	0	1	5
6:00 AM	0	54	23	1	9	2	0	1	17	2	0	0	1	4	114
7:00 AM	0	96	47	0	20	2	0	7	20	0	0	0	1	19	212
8:00 AM	5	84	26	5	16	9	0	3	18	1	0	0	1	10	178
9:00 AM	0	60	32	3	18	3	0	2	38	1	0	0	0	6	163
10:00 AM	0	33	24	2	10	5	0	9	23	0	0	0	0	4	110
11:00 AM	2	40	34	3	17	4	0	3	30	0	0	0	0	8	141
12:00 PM	1	59	32	2	21	5	0	0	24	3	0	0	0	4	151
1:00 PM	2	48	33	1	18	8	0	4	32	2	0	0	0	9	157
2:00 PM	2	31	21	6	11	6	0	4	29	0	0	1	0	4	115
3:00 PM	1	36	19	1	8	7	0	1	35	0	0	0	0	4	112
4:00 PM	0	30	20	1	10	6	0	2	16	1	0	0	0	5	91
5:00 PM	0	37	19	1	4	1	0	0	8	0	0	0	0	4	74
6:00 PM	0	17	15	0	6	3	0	1	6	0	0	0	0	2	50
7:00 PM	0	3	10	0	2	0	0	0	6	0	0	0	0	0	21
8:00 PM	0	5	6	0	1	1	0	0	6	0	0	0	0	1	20
9:00 PM	0	11	5	0	0	0	0	0	1	0	0	0	0	1	18
10:00 PM	0	15	6	0	0	0	0	0	0	0	0	0	0	0	21
11:00 PM	0	33	17	0	1	0	0	0	0	0	0	0	0	0	51

Day Total	13	713	393	26	176	62	0	40	310	10	0	1	3	86	1833
Percent	0.7%	38.9%	21.4%	1.4%	9.6%	3.4%	0.0%	2.2%	16.9%	0.5%	0.0%	0.1%	0.2%	4.7%	



AM Peak Volume	8:00 AM	7:00 AM	7:00 AM	8:00 AM	7:00 AM	8:00 AM		10:00 AM	9:00 AM	6:00 AM			6:00 AM	7:00 AM	7:00 AM
	5	96	47	5	20	9		9	38	2			1	19	212
PM Peak Volume	1:00 PM	12:00 PM	1:00 PM	2:00 PM	12:00 PM	1:00 PM		1:00 PM	3:00 PM	12:00 PM			2:00 PM	1:00 PM	1:00 PM
	2	59	33	6	21	8		4	35	3			1	9	157

Comments: N/A

LOCATION: Eller Dr btwn Eisenhower Blvd and McIntosh Rd SPECIFIC LOCATION: 10 ft from CITY/STATE: Fort Lauderdale, FL														QC JOB #: 11348616 DIRECTION: EB DATE: Oct 09 2013	
Start Time	Motor-cycles	Cars & Trailer	2 Axle Long	Buses	2 Axle 6 Tire	3 Axle Single	4 Axle Single	<5 Axle Double	5 Axle Double	>6 Axle Double	<6 Axle Multi	6 Axle Multi	>6 Axle Multi	Not Classified	Total
12:00 AM	0	10	6	0	4	0	0	0	0	0	0	0	0	0	20
1:00 AM	0	2	0	0	0	0	0	0	1	0	0	0	0	0	3
2:00 AM	0	1	1	0	0	0	0	0	0	0	0	0	0	0	2
3:00 AM	0	5	1	0	0	0	0	0	0	0	0	0	0	0	6
4:00 AM	0	2	1	0	0	0	0	0	1	0	0	0	0	0	4
5:00 AM	0	5	3	0	1	0	0	1	1	0	0	0	0	0	11
6:00 AM	0	40	23	1	11	1	0	0	13	1	0	0	1	1	92
7:00 AM	2	88	58	3	24	8	0	2	20	0	0	0	0	7	212
8:00 AM	2	86	24	2	20	9	0	3	34	1	0	0	0	6	187
9:00 AM	2	50	27	4	14	9	0	2	31	3	0	0	0	9	151
10:00 AM	0	35	24	6	15	7	0	3	24	2	0	0	1	4	121
11:00 AM	4	37	35	3	18	13	1	1	24	1	0	0	0	8	145
12:00 PM	1	45	26	5	17	7	0	2	23	0	0	0	0	4	130
1:00 PM	2	31	29	5	15	5	0	9	26	1	0	0	0	11	134
2:00 PM	1	39	22	5	8	4	0	3	17	1	0	0	0	5	105
3:00 PM	0	37	13	4	9	8	0	2	34	0	0	0	0	2	109
4:00 PM	0	35	25	5	9	2	1	0	15	0	0	0	2	5	99
5:00 PM	0	41	22	1	2	6	0	0	7	0	0	0	0	1	80
6:00 PM	1	23	13	0	8	1	0	0	9	0	0	0	0	1	56
7:00 PM	0	8	4	0	5	1	0	0	4	0	0	0	0	0	22
8:00 PM	0	3	7	0	0	0	0	1	2	0	0	0	0	0	13
9:00 PM	1	9	10	0	5	0	0	0	2	0	0	0	0	2	29
10:00 PM	1	23	9	0	0	2	0	0	0	0	0	0	0	0	35
11:00 PM	0	12	2	0	1	0	0	0	0	0	0	0	0	0	15
Day Total	17	667	385	44	186	83	2	29	288	10	0	0	4	66	1781
Percent	1.0%	37.5%	21.6%	2.5%	10.4%	4.7%	0.1%	1.6%	16.2%	0.6%	0.0%	0.0%	0.2%	3.7%	
ADT 1781															
AM Peak Volume	11:00 AM	7:00 AM	7:00 AM	10:00 AM	7:00 AM	11:00 AM	11:00 AM	8:00 AM	8:00 AM	9:00 AM			6:00 AM	9:00 AM	7:00 AM
	4	88	58	6	24	13	1	3	34	3			1	9	212
PM Peak Volume	1:00 PM	12:00 PM	1:00 PM	12:00 PM	12:00 PM	3:00 PM	4:00 PM	1:00 PM	3:00 PM	1:00 PM			4:00 PM	1:00 PM	1:00 PM
	2	45	29	5	17	8	1	9	34	1			2	11	134
<i>Comments:</i> N/A															

LOCATION: Eller Dr btwn Eisenhower Blvd and McIntosh Rd SPECIFIC LOCATION: 10 ft from CITY/STATE: Fort Lauderdale, FL														QC JOB #: 11348616 DIRECTION: EB DATE: Oct 10 2013	
Start Time	Motor-cycles	Cars & Trailer	2 Axle Long	Buses	2 Axle 6 Tire	3 Axle Single	4 Axle Single	<5 Axle Double	5 Axle Double	>6 Axle Double	<6 Axle Multi	6 Axle Multi	>6 Axle Multi	Not Classified	Total
12:00 AM	0	24	7	0	1	0	0	0	0	0	0	0	0	0	32
1:00 AM	0	9	7	0	2	0	0	0	0	0	0	0	0	0	18
2:00 AM	0	1	1	0	0	0	0	1	1	0	0	0	0	0	4
3:00 AM	0	8	0	0	0	0	0	0	0	0	0	0	0	0	8
4:00 AM	0	20	12	0	2	0	0	2	0	0	0	0	0	1	37
5:00 AM	2	14	6	0	3	0	0	0	0	0	0	0	0	1	26
6:00 AM	0	49	26	2	4	4	0	1	12	0	0	0	1	3	102
7:00 AM	3	99	61	8	26	4	0	3	19	0	0	0	0	12	235
8:00 AM	4	98	46	6	16	8	0	2	30	0	0	1	0	24	235
9:00 AM	3	55	47	9	17	12	0	2	26	0	0	0	1	4	176
10:00 AM	3	47	45	8	24	6	0	2	41	0	0	0	0	5	181
11:00 AM	1	71	58	6	25	5	0	5	24	0	0	0	3	6	204
12:00 PM	1	105	58	9	23	3	0	4	17	1	0	0	0	9	230
1:00 PM	3	66	35	6	12	6	0	3	37	0	0	0	0	13	181
2:00 PM	2	29	19	10	13	3	0	6	25	2	0	0	0	14	123
3:00 PM	1	32	12	5	6	5	0	4	23	0	0	0	0	9	97
4:00 PM	0	30	22	4	6	3	0	0	17	0	0	0	0	1	83
5:00 PM	0	35	8	2	3	2	0	0	14	0	0	0	0	6	70
6:00 PM	0	16	13	1	7	2	0	0	6	0	0	0	0	3	48
7:00 PM	0	9	5	0	5	3	0	0	3	0	0	0	0	0	25
8:00 PM	0	20	2	0	2	0	0	1	3	0	0	0	0	1	29
9:00 PM	0	9	4	0	1	0	0	0	1	0	0	0	0	0	15
10:00 PM	0	20	6	0	0	2	0	0	0	0	0	0	0	1	29
11:00 PM	0	13	4	0	0	2	0	0	0	0	0	0	0	0	19
Day Total	23	879	504	76	198	70	0	36	299	3	0	1	5	113	2207
Percent	1.0%	39.8%	22.8%	3.4%	9.0%	3.2%	0.0%	1.6%	13.5%	0.1%	0.0%	0.0%	0.2%	5.1%	
ADT 2207															
AM Peak Volume	8:00 AM	7:00 AM	7:00 AM	9:00 AM	7:00 AM	9:00 AM		11:00 AM	10:00 AM			8:00 AM	11:00 AM	8:00 AM	7:00 AM
	4	99	61	9	26	12		5	41			1	3	24	235
PM Peak Volume	1:00 PM	12:00 PM	12:00 PM	2:00 PM	12:00 PM	1:00 PM		2:00 PM	1:00 PM	2:00 PM				2:00 PM	12:00 PM
	3	105	58	10	23	6		6	37	2				14	230
Comments: N/A															

LOCATION: Eller Dr btwn Eisenhower Blvd and McIntosh Rd SPECIFIC LOCATION: 10 ft from CITY/STATE: Fort Lauderdale, FL														QC JOB #: 11348616 DIRECTION: EB DATE: Oct 11 2013	
Start Time	Motor-cycles	Cars & Trailer	2 Axle Long	Buses	2 Axle 6 Tire	3 Axle Single	4 Axle Single	<5 Axle Double	5 Axle Double	>6 Axle Double	<6 Axle Multi	6 Axle Multi	>6 Axle Multi	Not Classified	Total
12:00 AM	0	3	2	0	0	2	0	0	0	0	0	0	0	0	7
1:00 AM	0	6	0	0	0	2	0	0	0	0	0	0	0	2	10
2:00 AM	0	3	4	0	0	0	0	1	0	0	0	0	0	0	8
3:00 AM	1	10	2	0	0	0	0	0	0	0	0	0	0	0	13
4:00 AM	0	14	6	0	1	0	0	2	1	0	0	0	0	0	24
5:00 AM	0	8	6	0	1	0	0	0	0	0	0	0	0	0	15
6:00 AM	1	46	23	0	14	3	0	0	11	0	0	0	0	1	99
7:00 AM	1	85	48	4	21	3	0	2	12	0	0	0	0	5	181
8:00 AM	0	71	24	9	15	7	0	2	24	0	0	0	0	15	167
9:00 AM	0	17	29	12	23	2	0	4	32	2	0	0	0	50	171
10:00 AM	2	8	22	9	22	6	0	1	14	0	0	0	0	35	119
11:00 AM	1	27	37	12	22	2	0	4	13	0	0	0	0	31	149
12:00 PM	2	19	38	11	23	5	0	0	11	0	0	0	0	33	142
1:00 PM	2	24	55	13	34	6	0	7	7	0	0	0	0	42	190
2:00 PM	1	9	26	16	31	4	0	3	11	0	0	0	0	60	161
3:00 PM	3	7	20	12	31	0	0	0	9	0	0	0	0	80	162
4:00 PM	0	11	9	8	22	2	0	0	5	0	0	0	0	48	105
5:00 PM	1	8	33	4	15	2	0	2	3	0	0	0	0	32	100
6:00 PM	0	4	19	0	19	1	0	0	0	0	0	0	0	6	49
7:00 PM	0	0	12	1	4	1	0	1	1	0	0	0	0	3	23
8:00 PM	0	2	12	0	9	1	0	0	1	0	0	0	0	3	28
9:00 PM	0	1	19	0	11	0	0	0	4	0	0	0	0	3	38
10:00 PM	0	6	18	0	8	1	0	1	0	0	0	0	0	4	38
11:00 PM	0	4	29	0	18	0	0	0	0	0	0	0	0	1	52
Day Total	15	393	493	111	344	50	0	30	159	2	0	0	0	454	2051
Percent	0.7%	19.2%	24.0%	5.4%	16.8%	2.4%	0.0%	1.5%	7.8%	0.1%	0.0%	0.0%	0.0%	22.1%	
ADT 2051															
AM Peak Volume	10:00 AM	7:00 AM	7:00 AM	9:00 AM	9:00 AM	8:00 AM		9:00 AM	9:00 AM	9:00 AM				9:00 AM	7:00 AM
	2	85	48	12	23	7		4	32	2				50	181
PM Peak Volume	3:00 PM	1:00 PM	1:00 PM	2:00 PM	1:00 PM	1:00 PM		1:00 PM	12:00 PM					3:00 PM	1:00 PM
	3	24	55	16	34	6		7	11					80	190
<i>Comments:</i> N/A															

LOCATION: Eller Dr btwn Eisenhower Blvd and McIntosh Rd SPECIFIC LOCATION: 10 ft from CITY/STATE: Fort Lauderdale, FL														QC JOB #: 11348616 DIRECTION: EB DATE: Oct 12 2013	
Start Time	Motor-cycles	Cars & Trailer	2 Axle Long	Buses	2 Axle 6 Tire	3 Axle Single	4 Axle Single	<5 Axle Double	5 Axle Double	>6 Axle Double	<6 Axle Multi	6 Axle Multi	>6 Axle Multi	Not Classified	Total
12:00 AM	0	6	15	0	9	1	0	0	0	0	0	0	0	3	34
1:00 AM	1	8	26	0	11	0	0	0	1	0	0	0	0	0	47
2:00 AM	0	6	21	0	14	0	0	0	0	0	0	0	0	1	42
3:00 AM	0	1	4	0	0	0	0	1	0	0	0	0	0	2	8
4:00 AM	0	0	4	0	0	0	0	2	0	0	0	0	0	3	9
5:00 AM	0	0	6	0	9	0	0	0	0	0	0	0	0	1	16
6:00 AM	0	6	30	3	34	0	0	2	0	0	0	0	0	63	138
7:00 AM	1	13	56	11	67	3	0	3	2	0	0	0	0	132	288
8:00 AM	2	8	56	16	63	0	0	4	1	0	0	0	0	121	271
9:00 AM	2	10	77	15	104	0	0	5	1	0	0	0	0	136	350
10:00 AM	1	21	76	21	97	0	0	7	1	0	0	0	0	99	323
11:00 AM	2	21	82	16	114	0	0	4	0	0	0	0	0	77	316
12:00 PM	2	15	83	19	82	1	0	6	1	0	0	0	0	58	267
1:00 PM	1	16	80	7	51	0	0	2	0	0	0	0	0	33	190
2:00 PM	0	10	34	2	48	0	0	1	1	0	0	0	0	14	110
3:00 PM	0	2	12	3	17	0	0	0	1	0	0	0	0	14	49
4:00 PM	2	3	13	0	10	1	0	0	0	0	0	0	0	7	36
5:00 PM	0	1	1	0	4	0	0	0	1	0	0	0	0	10	17
6:00 PM	0	0	3	1	12	0	0	1	0	0	0	0	0	7	24
7:00 PM	0	0	3	0	0	0	0	0	0	0	0	0	0	1	4
8:00 PM	1	3	2	0	2	1	0	0	0	0	0	0	0	12	21
9:00 PM	0	8	5	0	1	0	0	0	0	0	0	0	0	0	14
10:00 PM	0	27	11	0	2	0	0	0	0	0	0	0	0	0	40
11:00 PM	0	10	7	0	1	0	0	0	0	0	0	0	0	0	18
Day Total	15	195	707	114	752	7	0	38	10	0	0	0	0	794	2632
Percent	0.6%	7.4%	26.9%	4.3%	28.6%	0.3%	0.0%	1.4%	0.4%	0.0%	0.0%	0.0%	0.0%	30.2%	
ADT 2632															
AM Peak	8:00 AM	10:00 AM	11:00 AM	10:00 AM	11:00 AM	7:00 AM		10:00 AM	7:00 AM					9:00 AM	9:00 AM
Volume	2	21	82	21	114	3		7	2					136	350
PM Peak	12:00 PM	10:00 PM	12:00 PM	12:00 PM	12:00 PM	12:00 PM		12:00 PM	12:00 PM					12:00 PM	12:00 PM
Volume	2	27	83	19	82	1		6	1					58	267
<i>Comments:</i> N/A															

LOCATION: Eller Dr btwn Eisenhower Blvd and McIntosh Rd SPECIFIC LOCATION: 10 ft from CITY/STATE: Fort Lauderdale, FL														QC JOB #: 11348616 DIRECTION: EB DATE: Oct 13 2013	
Start Time	Motor-cycles	Cars & Trailer	2 Axle Long	Buses	2 Axle 6 Tire	3 Axle Single	4 Axle Single	<5 Axle Double	5 Axle Double	>6 Axle Double	<6 Axle Multi	6 Axle Multi	>6 Axle Multi	Not Classified	Total
12:00 AM	0	1	1	0	0	0	0	0	0	0	0	0	0	0	2
1:00 AM	0	4	2	0	1	0	0	0	0	0	0	0	0	0	7
2:00 AM	0	5	1	0	0	0	0	0	0	0	0	0	0	0	6
3:00 AM	0	5	0	0	0	0	0	0	0	0	0	0	0	0	5
4:00 AM	0	5	3	0	4	0	0	0	0	0	0	0	0	0	12
5:00 AM	0	15	5	0	0	0	0	0	0	0	0	0	0	2	22
6:00 AM	2	124	47	8	19	2	0	5	11	0	0	0	0	8	226
7:00 AM	2	151	78	31	25	0	0	6	7	0	0	0	1	21	322
8:00 AM	1	108	63	27	29	1	0	9	9	0	0	0	0	17	264
9:00 AM	2	160	64	8	23	0	0	11	3	0	1	0	0	28	300
10:00 AM	11	164	77	15	19	2	1	18	4	0	0	0	1	45	357
11:00 AM	7	147	73	15	21	1	0	11	3	0	1	0	0	58	337
12:00 PM	1	256	118	11	31	1	0	14	4	2	1	0	0	32	471
1:00 PM	3	162	78	16	18	1	0	8	1	0	2	0	0	15	304
2:00 PM	0	120	46	8	10	0	0	2	2	0	0	0	0	3	191
3:00 PM	2	65	15	0	9	0	0	1	1	0	0	0	0	2	95
4:00 PM	0	13	11	0	3	0	0	2	2	0	0	0	0	1	32
5:00 PM	0	10	3	0	3	0	0	0	1	0	0	0	0	1	18
6:00 PM	0	6	6	1	3	0	0	0	1	0	0	0	0	2	19
7:00 PM	0	7	5	0	0	0	0	0	3	0	0	0	0	0	15
8:00 PM	0	10	2	0	0	0	0	0	3	0	0	0	0	0	15
9:00 PM	0	10	11	0	4	0	0	0	0	0	0	0	0	1	26
10:00 PM	0	6	1	0	0	0	0	0	0	0	0	0	0	0	7
11:00 PM	0	6	4	0	0	0	0	0	0	0	0	0	0	0	10
Day Total	31	1560	714	140	222	8	1	87	55	2	5	0	2	236	3063
Percent	1.0%	50.9%	23.3%	4.6%	7.2%	0.3%	0.0%	2.8%	1.8%	0.1%	0.2%	0.0%	0.1%	7.7%	
ADT 3063															
AM Peak	10:00 AM	10:00 AM	7:00 AM	7:00 AM	8:00 AM	6:00 AM	10:00 AM	10:00 AM	6:00 AM		9:00 AM		7:00 AM	11:00 AM	10:00 AM
Volume	11	164	78	31	29	2	1	18	11		1		1	58	357
PM Peak	1:00 PM	12:00 PM	12:00 PM	1:00 PM	12:00 PM	12:00 PM		12:00 PM	12:00 PM	12:00 PM	1:00 PM			12:00 PM	12:00 PM
Volume	3	256	118	16	31	1		14	4	2	2			32	471
<i>Comments:</i> N/A															

LOCATION: Eller Dr btwn Eisenhower Blvd and McIntosh Rd SPECIFIC LOCATION: 10 ft from CITY/STATE: Fort Lauderdale, FL														QC JOB #: 11348616 DIRECTION: EB DATE: Oct 14 2013	
Start Time	Motor-cycles	Cars & Trailer	2 Axle Long	Buses	2 Axle 6 Tire	3 Axle Single	4 Axle Single	<5 Axle Double	5 Axle Double	>6 Axle Double	<6 Axle Multi	6 Axle Multi	>6 Axle Multi	Not Classified	Total
12:00 AM	0	3	1	0	0	0	0	0	0	0	0	0	0	0	4
1:00 AM	0	7	2	0	0	0	0	0	0	0	0	0	0	0	9
2:00 AM	0	5	1	0	0	0	0	0	2	0	0	0	0	0	8
3:00 AM	0	4	0	0	0	0	0	1	0	0	0	0	0	0	5
4:00 AM	0	3	2	0	3	0	0	0	0	0	0	0	0	0	8
5:00 AM	0	6	1	0	0	0	0	1	1	0	0	0	0	0	9
6:00 AM	5	61	13	1	4	2	0	2	9	0	0	0	1	6	104
7:00 AM	2	102	42	2	16	6	0	6	24	0	0	0	0	14	214
8:00 AM	1	89	26	7	6	8	0	4	33	0	0	1	0	13	188
9:00 AM	2	46	18	0	5	6	0	2	18	0	0	0	0	9	106
10:00 AM	6	34	21	4	9	5	1	5	30	0	0	0	2	9	126
11:00 AM	1	31	16	5	21	8	0	8	26	0	0	0	1	11	128
12:00 PM	1	38	25	0	12	7	0	3	28	2	0	0	1	7	124
1:00 PM	1	28	18	8	10	6	0	3	33	0	0	0	0	15	122
2:00 PM	1	22	19	6	11	8	0	4	27	0	0	0	0	7	105
3:00 PM	1	22	15	1	8	5	0	5	22	0	0	0	0	13	92
4:00 PM	0	29	9	0	3	3	0	3	19	1	0	0	0	7	74
5:00 PM	0	30	13	0	2	1	0	0	4	0	0	0	0	3	53
6:00 PM	0	19	13	0	3	0	0	0	4	1	0	0	0	2	42
7:00 PM	0	9	2	0	1	1	0	0	1	0	0	0	0	0	14
8:00 PM	0	5	7	0	1	0	0	0	3	0	0	0	0	0	16
9:00 PM	0	10	5	0	0	0	0	0	1	0	0	0	0	0	16
10:00 PM	0	25	9	0	2	0	0	1	0	0	0	0	0	0	37
11:00 PM	0	13	4	1	0	0	0	0	1	0	0	0	0	0	19
Day Total	21	641	282	35	117	66	1	48	286	4	0	1	5	116	1623
Percent	1.3%	39.5%	17.4%	2.2%	7.2%	4.1%	0.1%	3.0%	17.6%	0.2%	0.0%	0.1%	0.3%	7.1%	
ADT 1623															
AM Peak Volume	10:00 AM	7:00 AM	7:00 AM	8:00 AM	11:00 AM	8:00 AM	10:00 AM	11:00 AM	8:00 AM			8:00 AM	10:00 AM	7:00 AM	7:00 AM
	6	102	42	7	21	8	1	8	33			1	2	14	214
PM Peak Volume	12:00 PM	12:00 PM	12:00 PM	1:00 PM	12:00 PM	2:00 PM		3:00 PM	1:00 PM	12:00 PM			12:00 PM	1:00 PM	12:00 PM
	1	38	25	8	12	8		5	33	2			1	15	124
<i>Comments:</i> N/A															

LOCATION: Eller Dr btwn Eisenhower Blvd and McIntosh Rd													QC JOB #: 11348616		
SPECIFIC LOCATION: 10 ft from													DIRECTION: EB		
CITY/STATE: Fort Lauderdale, FL													DATE: Oct 08 2013 - Oct 14 2013		
Start Time	Motor-cycles	Cars & Trailer	2 Axle Long	Buses	2 Axle 6 Tire	3 Axle Single	4 Axle Single	<5 Axle Double	5 Axle Double	>6 Axle Double	<6 Axle Multi	6 Axle Multi	>6 Axle Multi	Not Classified	Total
Grand Total	135	5048	3478	546	1995	346	4	308	1407	31	5	3	19	1865	15190
Percent	0.9%	33.2%	22.9%	3.6%	13.1%	2.3%	0.0%	2.0%	9.3%	0.2%	0.0%	0.0%	0.1%	12.3%	
ADT 2170															
Comments: N/A															



LOCATION: Eller Dr btwn Eisenhower Blvd and McIntosh Rd
SPECIFIC LOCATION: 10 ft from
CITY/STATE: Fort Lauderdale, FL

QC JOB #: 11348616
DIRECTION: WB
DATE: Oct 08 2013

Start Time	Motor-cycles	Cars & Trailer	2 Axle Long	Buses	2 Axle 6 Tire	3 Axle Single	4 Axle Single	<5 Axle Double	5 Axle Double	>6 Axle Double	<6 Axle Multi	6 Axle Multi	>6 Axle Multi	Not Classified	Total
12:00 AM	0	4	4	0	0	0	0	0	0	0	0	0	0	0	8
1:00 AM	0	2	0	0	0	0	0	0	0	0	0	0	0	0	2
2:00 AM	0	3	2	0	0	0	0	0	0	0	0	0	0	0	5
3:00 AM	0	5	0	0	0	0	0	0	0	0	0	0	0	0	5
4:00 AM	0	9	6	0	0	0	0	0	0	0	0	0	0	0	15
5:00 AM	0	50	21	0	6	0	0	0	3	0	0	0	0	0	80
6:00 AM	1	21	11	1	1	1	0	0	9	0	0	0	1	1	47
7:00 AM	1	41	22	0	2	0	0	0	20	0	0	0	0	1	87
8:00 AM	6	42	23	0	4	5	2	1	26	2	0	0	1	1	113
9:00 AM	7	34	16	1	2	12	0	0	38	2	0	0	0	2	114
10:00 AM	8	37	18	3	7	13	2	3	33	1	0	0	0	3	128
11:00 AM	7	59	20	0	11	8	0	0	28	2	0	0	0	3	138
12:00 PM	6	69	28	0	4	7	2	0	15	0	0	0	1	2	134
1:00 PM	4	71	31	2	4	11	0	0	32	6	0	0	0	6	167
2:00 PM	5	67	28	3	6	10	1	3	29	2	0	0	1	3	158
3:00 PM	1	57	25	0	6	3	1	1	31	1	0	0	1	2	129
4:00 PM	3	118	35	1	10	9	0	0	19	1	0	0	2	10	208
5:00 PM	1	145	25	1	8	1	0	3	8	0	0	0	0	1	193
6:00 PM	2	50	11	0	6	0	0	2	7	0	0	0	0	0	78
7:00 PM	1	28	9	0	1	1	0	0	3	0	0	0	0	0	43
8:00 PM	1	10	5	0	2	0	0	0	3	0	0	0	0	0	21
9:00 PM	0	11	4	0	0	0	0	0	0	0	0	0	0	0	15
10:00 PM	0	4	3	0	0	0	0	0	0	0	0	0	0	0	7
11:00 PM	0	5	2	0	0	0	0	0	0	0	0	0	0	0	7
Day Total	54	942	349	12	80	81	8	13	304	17	0	0	7	35	1902
Percent	2.8%	49.5%	18.3%	0.6%	4.2%	4.3%	0.4%	0.7%	16.0%	0.9%	0.0%	0.0%	0.4%	1.8%	
ADT 1902															
AM Peak Volume	10:00 AM	11:00 AM	8:00 AM	10:00 AM	11:00 AM	10:00 AM	8:00 AM	10:00 AM	9:00 AM	8:00 AM			6:00 AM	10:00 AM	11:00 AM
	8	59	23	3	11	13	2	3	38	2			1	3	138
PM Peak Volume	12:00 PM	5:00 PM	4:00 PM	2:00 PM	4:00 PM	1:00 PM	12:00 PM	2:00 PM	1:00 PM	1:00 PM			4:00 PM	4:00 PM	4:00 PM
	6	145	35	3	10	11	2	3	32	6			2	10	208

Comments: N/A

LOCATION: Eller Dr btwn Eisenhower Blvd and McIntosh Rd **QC JOB #:** 11348616
SPECIFIC LOCATION: 10 ft from **DIRECTION:** WB
CITY/STATE: Fort Lauderdale, FL **DATE:** Oct 09 2013

Start Time	Motor-cycles	Cars & Trailer	2 Axle Long	Buses	2 Axle 6 Tire	3 Axle Single	4 Axle Single	<5 Axle Double	5 Axle Double	>6 Axle Double	<6 Axle Multi	6 Axle Multi	>6 Axle Multi	Not Classified	Total
12:00 AM	0	2	4	0	0	0	0	0	0	0	0	0	0	0	6
1:00 AM	0	4	0	0	0	0	0	0	0	0	0	0	0	0	4
2:00 AM	0	1	1	0	0	0	0	0	0	0	0	0	0	0	2
3:00 AM	0	6	1	0	0	0	0	0	1	0	0	0	0	0	8
4:00 AM	0	10	3	0	0	0	0	0	0	0	0	0	0	0	13
5:00 AM	1	53	22	0	5	0	0	0	0	0	0	0	0	0	81
6:00 AM	1	15	4	0	2	0	2	0	12	0	0	0	0	1	37
7:00 AM	0	40	11	0	6	5	0	0	16	0	0	0	1	1	80
8:00 AM	3	48	23	0	2	8	1	1	15	1	0	0	0	1	103
9:00 AM	6	28	20	0	7	5	0	1	47	3	0	0	0	3	120
10:00 AM	3	32	14	0	4	16	1	1	32	2	0	0	2	3	110
11:00 AM	7	44	21	4	11	17	0	3	31	2	0	0	0	6	146
12:00 PM	2	65	24	1	11	7	1	0	18	0	0	0	1	2	132
1:00 PM	4	60	18	1	6	6	1	1	27	0	0	0	2	3	129
2:00 PM	4	70	23	2	8	17	1	1	29	1	0	0	0	7	163
3:00 PM	3	59	28	1	9	14	1	0	30	1	0	0	0	4	150
4:00 PM	4	110	31	2	9	14	1	0	19	0	0	0	0	5	195
5:00 PM	5	132	30	0	9	6	0	0	5	0	0	0	0	2	189
6:00 PM	0	50	16	1	2	1	0	0	5	0	0	0	2	0	77
7:00 PM	0	23	9	0	0	0	0	0	5	0	0	0	0	0	37
8:00 PM	0	15	18	0	0	1	1	0	3	0	0	0	0	0	38
9:00 PM	2	17	7	0	0	1	0	0	0	0	0	0	0	1	28
10:00 PM	0	7	4	0	0	0	0	0	1	0	0	0	0	0	12
11:00 PM	0	6	3	0	0	0	0	0	0	0	0	0	0	0	9

Day Total	45	897	335	12	91	118	10	8	296	10	0	0	8	39	1869
Percent	2.4%	48.0%	17.9%	0.6%	4.9%	6.3%	0.5%	0.4%	15.8%	0.5%	0.0%	0.0%	0.4%	2.1%	



AM Peak Volume	11:00 AM	5:00 AM	8:00 AM	11:00 AM	11:00 AM	11:00 AM	6:00 AM	11:00 AM	9:00 AM	9:00 AM			10:00 AM	11:00 AM	11:00 AM
PM Peak Volume	5:00 PM	5:00 PM	4:00 PM	2:00 PM	12:00 PM	2:00 PM	12:00 PM	1:00 PM	3:00 PM	2:00 PM			1:00 PM	2:00 PM	4:00 PM
Volume	7	53	23	4	11	17	2	3	47	3			2	6	146
Volume	5	132	31	2	11	17	1	1	30	1			2	7	195

Comments: N/A

LOCATION: Eller Dr btwn Eisenhower Blvd and McIntosh Rd SPECIFIC LOCATION: 10 ft from CITY/STATE: Fort Lauderdale, FL														QC JOB #: 11348616 DIRECTION: WB DATE: Oct 10 2013	
Start Time	Motor-cycles	Cars & Trailer	2 Axle Long	Buses	2 Axle 6 Tire	3 Axle Single	4 Axle Single	<5 Axle Double	5 Axle Double	>6 Axle Double	<6 Axle Multi	6 Axle Multi	>6 Axle Multi	Not Classified	Total
12:00 AM	0	7	3	0	0	1	0	0	1	0	0	0	0	0	12
1:00 AM	0	5	2	0	0	0	0	0	0	0	0	0	0	0	7
2:00 AM	0	2	0	0	0	0	0	0	0	0	0	0	0	0	2
3:00 AM	0	2	0	0	0	0	0	0	0	0	0	0	0	0	2
4:00 AM	0	14	3	0	0	0	0	0	0	0	0	0	0	0	17
5:00 AM	0	54	22	0	6	2	0	0	1	0	0	0	0	0	85
6:00 AM	1	18	7	0	1	1	1	0	12	0	0	0	0	0	41
7:00 AM	2	51	15	0	1	1	0	2	16	0	0	0	1	1	90
8:00 AM	3	57	21	1	4	5	0	0	25	0	0	0	0	3	119
9:00 AM	2	39	22	2	3	3	1	0	40	1	0	0	1	4	118
10:00 AM	5	38	33	3	12	9	1	2	38	1	0	0	2	0	144
11:00 AM	3	53	32	5	8	8	1	5	30	1	0	0	1	6	153
12:00 PM	2	105	29	4	13	5	1	2	15	0	0	0	1	6	183
1:00 PM	9	71	27	4	10	9	1	2	37	1	0	0	0	3	174
2:00 PM	2	57	16	5	6	4	1	0	38	0	0	0	2	7	138
3:00 PM	6	48	21	2	4	11	0	0	29	1	0	0	0	6	128
4:00 PM	7	113	31	1	8	17	0	0	29	1	0	0	1	6	214
5:00 PM	5	136	26	0	4	3	0	0	12	1	0	0	1	1	189
6:00 PM	1	42	18	0	3	2	0	0	4	0	0	0	0	2	72
7:00 PM	1	27	15	0	2	0	0	0	5	0	0	0	0	1	51
8:00 PM	0	10	3	0	2	1	0	0	0	0	0	0	0	1	17
9:00 PM	1	13	4	0	0	1	0	0	0	0	0	0	0	0	19
10:00 PM	0	10	2	0	0	0	0	0	2	0	0	0	0	0	14
11:00 PM	0	5	1	0	0	0	0	0	3	0	0	0	0	0	9
Day Total	50	977	353	27	87	83	7	13	337	7	0	0	10	47	1998
Percent	2.5%	48.9%	17.7%	1.4%	4.4%	4.2%	0.4%	0.7%	16.9%	0.4%	0.0%	0.0%	0.5%	2.4%	
ADT 1998															
AM Peak Volume	10:00 AM	8:00 AM	10:00 AM	11:00 AM	10:00 AM	10:00 AM	6:00 AM	11:00 AM	9:00 AM	9:00 AM			10:00 AM	11:00 AM	11:00 AM
	5	57	33	5	12	9	1	5	40	1			2	6	153
PM Peak Volume	1:00 PM	5:00 PM	4:00 PM	2:00 PM	12:00 PM	4:00 PM	12:00 PM	12:00 PM	2:00 PM	1:00 PM			2:00 PM	2:00 PM	4:00 PM
	9	136	31	5	13	17	1	2	38	1			2	7	214
<i>Comments:</i> N/A															

LOCATION: Eller Dr btwn Eisenhower Blvd and McIntosh Rd SPECIFIC LOCATION: 10 ft from CITY/STATE: Fort Lauderdale, FL														QC JOB #: 11348616 DIRECTION: WB DATE: Oct 11 2013		
Start Time	Motor-cycles	Cars & Trailer	2 Axle Long	Buses	2 Axle 6 Tire	3 Axle Single	4 Axle Single	<5 Axle Double	5 Axle Double	>6 Axle Double	<6 Axle Multi	6 Axle Multi	>6 Axle Multi	Not Classified	Total	
12:00 AM	0	11	0	1	0	0	0	0	2	0	0	0	0	0	14	
1:00 AM	0	7	0	0	0	0	0	0	2	0	0	0	0	1	10	
2:00 AM	0	3	2	0	0	0	0	0	0	0	0	0	0	0	5	
3:00 AM	0	4	0	0	0	0	0	0	0	0	0	0	0	0	4	
4:00 AM	0	13	5	0	0	0	0	0	0	0	0	0	0	0	18	
5:00 AM	1	63	15	0	3	1	0	0	0	0	0	0	0	1	84	
6:00 AM	2	28	10	1	4	1	0	0	11	0	0	0	0	2	59	
7:00 AM	3	39	19	0	3	2	0	0	11	0	0	0	0	0	77	
8:00 AM	6	38	20	0	10	5	1	0	35	2	0	0	0	3	120	
9:00 AM	9	27	22	2	4	8	0	0	39	3	0	0	1	1	116	
10:00 AM	4	40	20	3	3	6	1	0	44	1	0	0	1	3	126	
11:00 AM	10	56	19	2	6	13	1	2	43	0	0	0	0	6	158	
12:00 PM	3	92	40	1	9	7	3	1	16	1	0	0	1	1	175	
1:00 PM	7	79	15	5	7	14	0	1	37	1	0	0	1	3	170	
2:00 PM	9	52	18	3	7	26	1	3	26	2	0	0	1	6	154	
3:00 PM	12	64	31	0	8	14	1	2	34	0	0	0	0	6	172	
4:00 PM	4	126	35	2	7	10	1	0	27	1	0	0	0	5	218	
5:00 PM	2	113	24	0	4	0	0	0	9	0	0	0	0	0	152	
6:00 PM	0	51	11	1	2	1	0	0	9	0	0	0	0	0	75	
7:00 PM	1	14	10	0	2	0	0	0	2	0	0	0	0	0	29	
8:00 PM	1	9	5	0	0	0	0	0	1	0	0	0	0	0	16	
9:00 PM	1	16	6	0	1	1	0	0	1	0	0	0	0	0	26	
10:00 PM	0	26	4	0	0	0	0	0	1	0	0	0	0	0	31	
11:00 PM	0	9	4	0	0	0	0	0	1	0	0	0	0	0	14	
Day Total	75	980	335	21	80	109	9	9	351	11	0	0	5	38	2023	
Percent	3.7%	48.4%	16.6%	1.0%	4.0%	5.4%	0.4%	0.4%	17.4%	0.5%	0.0%	0.0%	0.2%	1.9%		
ADT 2023																
AM Peak Volume	11:00 AM	5:00 AM	9:00 AM	10:00 AM	8:00 AM	11:00 AM	8:00 AM	11:00 AM	10:00 AM	9:00 AM				9:00 AM	11:00 AM	11:00 AM
PM Peak Volume	3:00 PM	4:00 PM	12:00 PM	1:00 PM	12:00 PM	2:00 PM	12:00 PM	2:00 PM	1:00 PM	2:00 PM				12:00 PM	2:00 PM	4:00 PM

Comments: N/A

LOCATION: Eller Dr btwn Eisenhower Blvd and McIntosh Rd SPECIFIC LOCATION: 10 ft from CITY/STATE: Fort Lauderdale, FL														QC JOB #: 11348616 DIRECTION: WB DATE: Oct 12 2013	
Start Time	Motor-cycles	Cars & Trailer	2 Axle Long	Buses	2 Axle 6 Tire	3 Axle Single	4 Axle Single	<5 Axle Double	5 Axle Double	>6 Axle Double	<6 Axle Multi	6 Axle Multi	>6 Axle Multi	Not Classified	Total
12:00 AM	0	4	5	0	0	0	0	0	0	0	0	0	0	0	9
1:00 AM	0	4	6	0	0	0	0	1	0	0	0	0	0	0	11
2:00 AM	1	6	1	0	0	0	0	0	1	0	0	0	0	0	9
3:00 AM	0	3	1	0	0	0	0	1	1	0	0	0	0	0	6
4:00 AM	0	8	5	0	1	0	0	0	0	0	0	0	0	0	14
5:00 AM	0	32	8	0	1	1	0	1	0	0	0	0	0	0	43
6:00 AM	1	15	6	2	4	1	0	2	4	0	0	0	0	4	39
7:00 AM	2	24	12	4	7	1	0	2	5	0	0	0	0	2	59
8:00 AM	1	47	29	6	15	2	0	6	7	0	0	0	0	0	113
9:00 AM	0	39	29	13	11	1	0	7	9	0	0	0	0	2	111
10:00 AM	3	46	39	10	16	1	0	9	8	0	0	0	0	5	137
11:00 AM	3	57	53	11	19	1	0	11	4	0	0	0	0	2	161
12:00 PM	0	85	57	5	26	2	0	10	2	1	1	0	0	5	194
1:00 PM	1	66	27	4	8	0	0	2	1	0	1	0	0	3	113
2:00 PM	1	88	29	3	4	0	0	3	2	0	0	0	0	2	132
3:00 PM	0	87	18	2	3	0	0	0	0	0	0	0	0	1	111
4:00 PM	0	94	36	0	4	0	0	0	0	0	0	0	0	2	136
5:00 PM	0	53	9	0	0	0	0	0	0	0	0	0	0	0	62
6:00 PM	0	17	3	0	2	0	0	0	1	0	0	0	0	0	23
7:00 PM	1	6	3	0	2	0	0	0	0	0	0	0	0	0	12
8:00 PM	1	8	7	0	1	0	0	0	1	0	0	0	0	1	19
9:00 PM	0	9	3	0	0	0	0	0	0	0	0	0	0	0	12
10:00 PM	0	6	6	0	0	0	0	0	0	0	0	0	0	0	12
11:00 PM	0	7	0	0	0	0	0	0	0	0	0	0	0	0	7
Day Total	15	811	392	60	124	10	0	55	46	1	2	0	0	29	1545
Percent	1.0%	52.5%	25.4%	3.9%	8.0%	0.6%	0.0%	3.6%	3.0%	0.1%	0.1%	0.0%	0.0%	1.9%	
ADT 1545															
AM Peak	10:00 AM	11:00 AM	11:00 AM	9:00 AM	11:00 AM	8:00 AM		11:00 AM	9:00 AM					10:00 AM	11:00 AM
Volume	3	57	53	13	19	2		11	9					5	161
PM Peak	1:00 PM	4:00 PM	12:00 PM	12:00 PM	12:00 PM	12:00 PM		12:00 PM	12:00 PM	12:00 PM	12:00 PM			12:00 PM	12:00 PM
Volume	1	94	57	5	26	2		10	2	1	1			5	194
<i>Comments:</i> N/A															

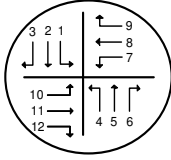
LOCATION: Eller Dr btwn Eisenhower Blvd and McIntosh Rd SPECIFIC LOCATION: 10 ft from CITY/STATE: Fort Lauderdale, FL														QC JOB #: 11348616 DIRECTION: WB DATE: Oct 13 2013	
Start Time	Motor-cycles	Cars & Trailer	2 Axle Long	Buses	2 Axle 6 Tire	3 Axle Single	4 Axle Single	<5 Axle Double	5 Axle Double	>6 Axle Double	<6 Axle Multi	6 Axle Multi	>6 Axle Multi	Not Classified	Total
12:00 AM	0	2	2	0	0	0	0	0	0	0	0	0	0	0	4
1:00 AM	0	2	2	0	0	0	0	0	0	0	0	0	0	0	4
2:00 AM	1	4	3	0	1	0	0	0	0	0	0	0	0	0	9
3:00 AM	0	3	5	0	1	0	0	0	0	0	0	0	0	0	9
4:00 AM	0	5	2	0	0	0	0	0	0	0	0	0	0	0	7
5:00 AM	0	26	6	0	1	0	0	0	0	0	0	0	0	0	33
6:00 AM	0	44	13	2	7	0	0	3	0	0	0	0	0	1	70
7:00 AM	0	47	30	8	17	1	0	6	1	0	0	0	0	0	110
8:00 AM	1	61	58	13	26	1	0	10	4	0	1	0	0	6	181
9:00 AM	1	80	58	17	19	3	0	10	4	0	0	0	0	6	198
10:00 AM	3	82	58	15	36	2	0	8	4	0	1	0	0	14	223
11:00 AM	5	68	61	18	16	4	1	11	2	1	2	0	0	27	216
12:00 PM	1	106	88	18	34	0	0	14	4	2	2	0	0	5	274
1:00 PM	2	96	67	15	24	1	0	12	2	0	0	0	0	4	223
2:00 PM	1	154	40	8	9	1	0	4	3	0	0	0	0	6	226
3:00 PM	1	158	39	1	9	0	0	3	0	0	0	0	0	4	215
4:00 PM	0	142	32	0	4	0	0	1	0	0	0	0	0	2	181
5:00 PM	1	72	19	0	6	0	0	0	0	0	0	0	0	0	98
6:00 PM	0	9	1	0	2	0	0	0	1	0	0	0	0	0	13
7:00 PM	0	13	2	0	0	0	0	0	0	0	0	0	0	0	15
8:00 PM	0	6	6	0	1	0	0	0	1	0	0	0	0	0	14
9:00 PM	0	7	6	0	1	0	0	1	0	0	0	0	0	0	15
10:00 PM	0	7	2	0	0	0	0	0	0	0	0	0	0	0	9
11:00 PM	0	6	3	0	0	0	0	0	0	0	0	0	0	0	9
Day Total	17	1200	603	115	214	13	1	83	26	3	6	0	0	75	2356
Percent	0.7%	50.9%	25.6%	4.9%	9.1%	0.6%	0.0%	3.5%	1.1%	0.1%	0.3%	0.0%	0.0%	3.2%	
ADT 2356															
AM Peak Volume	11:00 AM	10:00 AM	11:00 AM	11:00 AM	10:00 AM	11:00 AM	11:00 AM	11:00 AM	8:00 AM	11:00 AM	11:00 AM			11:00 AM	10:00 AM
	5	82	61	18	36	4	1	11	4	1	2			27	223
PM Peak Volume	1:00 PM	3:00 PM	12:00 PM	12:00 PM	12:00 PM	1:00 PM		12:00 PM	12:00 PM	12:00 PM	12:00 PM			2:00 PM	12:00 PM
	2	158	88	18	34	1		14	4	2	2			6	274
<i>Comments:</i> N/A															

LOCATION: Eller Dr btwn Eisenhower Blvd and McIntosh Rd SPECIFIC LOCATION: 10 ft from CITY/STATE: Fort Lauderdale, FL														QC JOB #: 11348616 DIRECTION: WB DATE: Oct 14 2013	
Start Time	Motor-cycles	Cars & Trailer	2 Axle Long	Buses	2 Axle 6 Tire	3 Axle Single	4 Axle Single	<5 Axle Double	5 Axle Double	>6 Axle Double	<6 Axle Multi	6 Axle Multi	>6 Axle Multi	Not Classified	Total
12:00 AM	1	3	0	0	0	1	0	0	0	0	0	0	0	0	5
1:00 AM	1	5	4	0	0	0	0	0	0	0	0	0	0	0	10
2:00 AM	0	5	0	0	0	0	0	0	0	0	0	0	0	0	5
3:00 AM	0	4	6	0	0	0	0	0	0	0	0	0	0	0	10
4:00 AM	0	3	4	0	2	0	0	0	1	0	0	0	0	0	10
5:00 AM	0	41	16	0	5	1	0	1	0	0	0	0	0	0	64
6:00 AM	2	17	3	1	2	1	0	0	11	0	0	0	0	1	38
7:00 AM	2	33	8	2	5	3	0	2	13	0	0	0	0	0	68
8:00 AM	3	27	16	2	4	7	5	3	26	1	0	0	1	1	96
9:00 AM	0	23	17	4	7	7	2	5	34	1	0	0	0	4	104
10:00 AM	4	22	17	6	3	16	6	2	26	1	0	0	0	3	106
11:00 AM	4	34	15	0	16	9	4	5	33	0	0	0	0	4	124
12:00 PM	2	57	16	5	7	3	7	1	13	1	0	0	0	2	114
1:00 PM	4	35	16	3	13	13	5	7	42	2	0	0	0	5	145
2:00 PM	7	33	25	4	7	11	7	1	36	0	0	0	0	6	137
3:00 PM	7	51	31	1	6	11	3	1	31	0	0	0	3	2	147
4:00 PM	10	86	28	1	6	9	0	2	27	0	0	0	1	9	179
5:00 PM	3	126	24	1	3	0	0	4	7	1	0	0	0	5	174
6:00 PM	2	29	13	0	4	1	0	1	2	0	0	0	0	1	53
7:00 PM	0	18	8	0	1	0	0	0	0	0	0	0	0	1	28
8:00 PM	0	7	5	0	0	1	0	0	0	0	0	0	0	0	13
9:00 PM	1	9	1	0	0	0	0	0	0	0	0	0	0	0	11
10:00 PM	0	5	10	0	0	0	0	0	0	0	0	0	0	0	15
11:00 PM	0	19	4	0	1	0	0	0	1	0	0	0	0	0	25
Day Total	53	692	287	30	92	94	39	35	303	7	0	0	5	44	1681
Percent	3.2%	41.2%	17.1%	1.8%	5.5%	5.6%	2.3%	2.1%	18.0%	0.4%	0.0%	0.0%	0.3%	2.6%	
ADT 1681															
AM Peak Volume	10:00 AM	5:00 AM	9:00 AM	10:00 AM	11:00 AM	10:00 AM	10:00 AM	9:00 AM	9:00 AM	8:00 AM			8:00 AM	9:00 AM	11:00 AM
	4	41	17	6	16	16	6	5	34	1			1	4	124
PM Peak Volume	4:00 PM	5:00 PM	3:00 PM	12:00 PM	1:00 PM	1:00 PM	12:00 PM	1:00 PM	1:00 PM	1:00 PM			3:00 PM	4:00 PM	4:00 PM
	10	126	31	5	13	13	7	7	42	2			3	9	179
<i>Comments:</i> N/A															

LOCATION: Eller Dr btwn Eisenhower Blvd and McIntosh Rd													QC JOB #: 11348616		
SPECIFIC LOCATION: 10 ft from													DIRECTION: WB		
CITY/STATE: Fort Lauderdale, FL													DATE: Oct 08 2013 - Oct 14 2013		
Start Time	Motor-cycles	Cars & Trailer	2 Axle Long	Buses	2 Axle 6 Tire	3 Axle Single	4 Axle Single	<5 Axle Double	5 Axle Double	>6 Axle Double	<6 Axle Multi	6 Axle Multi	>6 Axle Multi	Not Classified	Total
Grand Total	309	6499	2654	277	768	508	74	216	1663	56	8	0	35	307	13374
Percent	2.3%	48.6%	19.8%	2.1%	5.7%	3.8%	0.6%	1.6%	12.4%	0.4%	0.1%	0.0%	0.3%	2.3%	
ADT 1910															
<i>Comments:</i> N/A															



**APPENDIX C:
INTERSECTION TMCs
(ADJUSTED DATA)**



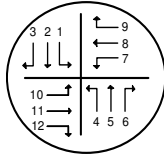
INTERSECTION TRAFFIC VOLUME COUNTS

LOCATION: Eisenhower & SE 18th Ct
DATE: 10/11/2013
RECORDER: Quality Counts, LLC
Adjustment: 1.22

LOCATION TIME	Southbound			Northbound			Westbound			Eastbound		
	1	2	3	4	5	6	7	8	9	10	11	12
6:00-6:15 AM		9			6	1						
6:15-6:30		13			10	1			1			
6:30-6:45		18			9							
6:45-7:00		26			10	2						
7:00-7:15		20			15	1						
7:15-7:30		29			11	1	1		1			
7:30-7:45		41			22	5			4			
7:45-8:00		37			18	6			1			
8:00-8:15		44			27	15			6			
8:15-8:30		32			23	16						
8:30-8:45		40			18	7			2			
8:45-9:00		40			29	21			1			
9:00-9:15		45			23	17			4			
9:15-9:30		31			29	9	1					
9:30-9:45		39			24	7			2			
9:45-10:00		39			33	15	1		13			
10:00-10:15		45			38	9			9			
10:15-10:30		44			34	5			2			
10:30-10:45		22			39	5			9			
10:45-11:00		38			46	5			2			
11:00-11:15		38			49	6			5			
11:15-11:30		20			48	5			9			
11:30-11:45		57			48	6			9			
11:45-12:00 PM		50			66	12			9			
12:00-12:15		50			105	7			11			
12:15-12:30		78			56	9			23			
12:30-12:45		74			51	4			9			
12:45-1:00		100			56	7			4			
1:00-1:15		96			56	9			9			
1:15-1:30		92			49	11			20			
1:30-1:45		92			60	10			5			
1:45-2:00		81			34	18			7			
2:00-2:15		66			45	7			6			
2:15-2:30		66			45	11			9			
2:30-2:45		49			72	7			4			
2:45-3:00		60			66	13			5			
3:00-3:15		33			54	6			12			
3:15-3:30		48			49	5			5			
3:30-3:45		43			65	4			6			
3:45-4:00		44			57	7			12			
4:00-4:15		51			67	11			12			
4:15-4:30		56			56	10			11			
4:30-4:45		54			48	15			7			
4:45-5:00		61			68	4			7			
5:00-5:15		52			84	5			17			
5:15-5:30		66			113	12			17			
5:30-5:45		59			59	13			16			
5:45-6:00		67			57	16			22			
6:00-6:15		71			45	11			32			
6:15-6:30		65			39	2	1		18			
6:30-6:45		49			38	5			11			
6:45-7:00		45			40	11			9			
7:00-7:15		38			40	5			10			
7:15-7:30		29			49				15			
7:30-7:45		39			51	2			13			
7:45-8:00		23			61	10			17			
8:00-8:15		20			48	4			12			
8:15-8:30		38			82	2			6			
8:30-8:45		18			62	2			11			
8:45-9:00		16			66	1						
9:00-9:15		13			65	2			5			
9:15-9:30		21			81	6	1		5			
9:30-9:45		29			78	2			1			
9:45-10:00 PM		13			52	1			11			
TOTAL		2,879			3,044	466	6		520			
AM PK HR		156			98	59			10			
MID PK HR		303			268	27			46			
PM PK HR		233			314	35			49			

106
126
144
189
214
270
296
293
322
320
318
323
333
344
360
361
351
349
344
389
434
510
595
614
644
641
645
673
647
601
561
527
531
511
487
472
449
486
512
519
538
555
631
654
676
802
695
654
584
426
393
397
403
393
428
416
388
390
376
393
388

8:00 AM - 9:00 AM
12:00 PM - 1:00 PM
4:30 PM - 5:30 PM



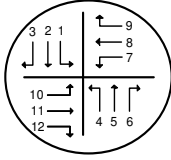
INTERSECTION TRAFFIC VOLUME COUNTS

LOCATION: Driveway Entrance & Eisenhower
DATE: 10/11/2013
RECORDER: Quality Counts, LLC
Adjustment: 1.22

LOCATION TIME	Southbound			Northbound			Westbound			Eastbound		
	1	2	3	4	5	6	7	8	9	10	11	12
6:00-6:15 AM		6			6							
6:15-6:30		10			4							
6:30-6:45		15			7					1		
6:45-7:00		23			13							
7:00-7:15		22			16							
7:15-7:30		26			7							
7:30-7:45	5	29	1		15	2						
7:45-8:00		26			7					1		
8:00-8:15	5	18		1	17	1	1					1
8:15-8:30		10			16							
8:30-8:45	2	20			13	1	1					
8:45-9:00		12			15	1						
9:00-9:15	2	20			21		1		2			
9:15-9:30	1	15			17	2			1			
9:30-9:45	2	20	1	1	9							
9:45-10:00	2	22			24				2	1		
10:00-10:15	1	35			23	2			2			
10:15-10:30	1	24			20				1			
10:30-10:45	2	10			24							
10:45-11:00	1	22			23				1			
11:00-11:15	2	21	1		29	1	1		2			
11:15-11:30	1	10			31	1			1			
11:30-11:45	9	38	1		28	1	1		1	1		
11:45-12:00 PM	7	34			49				4			
12:00-12:15	9	28			60	2			5	1		
12:15-12:30	5	54			38	5			6			
12:30-12:45	13	62			38	5	4		4			
12:45-1:00	9	74			33	2			1			
1:00-1:15	6	70			26	5	1		4			
1:15-1:30	4	65			34	1			1			
1:30-1:45	7	67			24		2		2			
1:45-2:00	5	51			18	2			1	1		
2:00-2:15	6	41			22	4	2		4			
2:15-2:30	7	32			18	2			6			
2:30-2:45	9	24			35	1			10			4
2:45-3:00	4	28	1		31		1		4	2		
3:00-3:15	1	16			31	1			4	1		
3:15-3:30	2	27			26				1			
3:30-3:45	6	28			32		5		1			4
3:45-4:00	6	21			24		1		2	1		
4:00-4:15	4	27			40	4	4		2			
4:15-4:30	5	32			29				2			
4:30-4:45	4	35			24	1	4		4			
4:45-5:00	6	39			41		1		1			
5:00-5:15	5	37			39		1		7			
5:15-5:30	2	38			54	1			1			
5:30-5:45	1	41			22		1		5			
5:45-6:00	1	37			28	1						
6:00-6:15		48			23				4			
6:15-6:30	6	48			16				6			
6:30-6:45	7	34			22	4	1		4			
6:45-7:00	2	23			24	1	5		4			
7:00-7:15	5	27			32		1		4			
7:15-7:30	4	20			24				9			
7:30-7:45	1	26			32	1	1		1			
7:45-8:00		7			45				2			
8:00-8:15	2	7			28				5			
8:15-8:30	2	16			41	1			2			
8:30-8:45		6			33				17			
8:45-9:00	1	6			50	2			6			
9:00-9:15	1	6			40				11			
9:15-9:30	2	11			71	1	1		7			
9:30-9:45	1	12			48	2			11			
9:45-10:00 PM		7			40				4			
TOTAL	210	1,763	6	2	1,771	67	44	195	12	9		
AM PK HR	7	60		1	61	4	2					1
MID PK HR	35	218			168	15	4		16	1		
PM PK HR	17	149			159	2	6		13			

85
111
131
160
157
165
157
143
137
138
149
144
168
187
196
200
195
189
187
231
277
323
387
432
458
464
461
439
399
367
328
307
299
273
264
256
242
268
281
277
310
318
346
345
323
309
288
289
282
276
256
246
242
216
223
217
228
244
275
293
278
220
126
51

8:00 AM - 9:00 AM
12:00 PM - 1:00 PM
4:30 PM - 5:30 PM



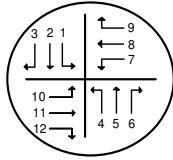
INTERSECTION TRAFFIC VOLUME COUNTS

LOCATION: Driveway Exit Only & Eisenhower
DATE: 10/11/2013
RECORDER: Quality Counts, LLC
Adjustment: 1.22

LOCATION TIME	Southbound			Northbound			Westbound			Eastbound		
	1	2	3	4	5	6	7	8	9	10	11	12
6:00-6:15 AM		9			6							
6:15-6:30		9			4							
6:30-6:45		17			5		1					
6:45-7:00		22			15							
7:00-7:15		20			18							
7:15-7:30		24			5							
7:30-7:45		37	1		16							
7:45-8:00		23			9					1		
8:00-8:15		22			18							
8:15-8:30		10			13							
8:30-8:45		21			13							
8:45-9:00		13			15							
9:00-9:15		23			21							
9:15-9:30		20			22							
9:30-9:45		24			10							
9:45-10:00		26			27							
10:00-10:15		38			27							
10:15-10:30		31			22							
10:30-10:45		11			24							
10:45-11:00		27			23							
11:00-11:15		28			38							
11:15-11:30		12			31							
11:30-11:45		44			26							
11:45-12:00 PM		46			56							
12:00-12:15		38			72							
12:15-12:30		59			44							
12:30-12:45		74			43							
12:45-1:00		84			40							
1:00-1:15		71			31							
1:15-1:30		70			41							
1:30-1:45		73			35							
1:45-2:00		60			27							
2:00-2:15		51			31							
2:15-2:30		40			24							
2:30-2:45		35			50							
2:45-3:00		38			45							
3:00-3:15		18			35							
3:15-3:30		32			27							
3:30-3:45		35			38							
3:45-4:00		29			31							
4:00-4:15		28			39							
4:15-4:30		38			34							
4:30-4:45		33			28							
4:45-5:00		46			39							
5:00-5:15		34			48							
5:15-5:30		46			63							
5:30-5:45		40			29							
5:45-6:00		41			33							
6:00-6:15		49			28							
6:15-6:30		59			29							
6:30-6:45		49			29							
6:45-7:00		29			32							
7:00-7:15		32			37							
7:15-7:30		26			37							
7:30-7:45		27			34							
7:45-8:00		9			51							
8:00-8:15		12			37							
8:15-8:30		18			43							
8:30-8:45		6			50							
8:45-9:00		9			57							
9:00-9:15		9			52							
9:15-9:30		12			77							
9:30-9:45		16			61							
9:45-10:00 PM		9			40							
TOTAL		2,039	1		2,084		1			1		
AM PK HR		66			60							
MID PK HR		255			199							
PM PK HR		160			178							

87
110
127
157
154
156
150
131
126
129
148
148
172
193
204
205
203
204
194
228
281
325
384
432
454
445
454
445
407
388
342
318
315
287
281
268
245
259
272
260
285
300
338
346
336
418
387
378
372
295
270
253
251
232
231
226
232
244
272
293
276

8:00 AM - 9:00 AM
12:00 PM - 1:00 PM
4:30 PM - 5:30 PM



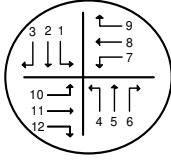
INTERSECTION TRAFFIC VOLUME COUNTS

LOCATION: Eisenhower & SE 20th
DATE: 10/11/2013
RECORDER: Quality Counts, LLC
Adjustment: 1.22

LOCATION	Southbound			Northbound			Westbound			Eastbound		
	Road A			Road B			Road C			Road D		
TIME	1	2	3	4	5	6	7	8	9	10	11	12
6:00-6:15 AM	5	2		4	4	20	16		1	1		7
6:15-6:30	2	7		5	1	22	27		4			5
6:30-6:45	6	7	1	9	4	27	13		1			5
6:45-7:00	10	11	2	7	10	27	15		4			4
7:00-7:15	6	12		11	12	22	18		5			7
7:15-7:30	15	11		2	2	16	13		4			10
7:30-7:45	12	17		6	9	6	7		9			9
7:45-8:00	9	20		4	5	15	6		2			5
8:00-8:15	5	15	1	4	10	16	10		10			10
8:15-8:30	7	10		5	16	7	11		5			9
8:30-8:45	5	12		5	10	9	9		4			2
8:45-9:00	2	15		10	13	6	10		5	1		4
9:00-9:15	10	12	2	2	13	18	2		7			7
9:15-9:30	7	10	2	4	9	10			6			5
9:30-9:45	6	11		4	6	4	9		5			4
9:45-10:00	13	9		5	15	9	10		9			1
10:00-10:15	15	20		9	11	12	2		10	4		2
10:15-10:30	9	16		11	9	10	4		2	1		5
10:30-10:45	7	5		6	15	4	9		12			6
10:45-11:00	7	10	4	6	10	10	6		11			4
11:00-11:15	6	13	1	9	16	4	7		11	5		11
11:15-11:30	1	7		6	21	5	1		6	1		4
11:30-11:45	13	21	1	9	16	9	7		9	2		7
11:45-12:00 PM	7	28	1	7	38	7	9		10			6
12:00-12:15	7	22	1	12	52	5	9		13			7
12:15-12:30	12	40	1	12	29	9	4		9	1		16
12:30-12:45	15	48		6	31	15			11			4
12:45-1:00	29	40		9	18	9	13	1	16			11
1:00-1:15	29	35		7	18	16	5		10			11
1:15-1:30	35	26		7	24	16	10		12			11
1:30-1:45	34	32		7	11	9	6		15	1		13
1:45-2:00	22	32		7	15	18	12		6			6
2:00-2:15	27	17	1	2	13	11	13		12	1		4
2:15-2:30	18	15		7	9	6	15		9	1	1	5
2:30-2:45	11	13		5	13	11	11		28			2
2:45-3:00	18	12	1	9	7	15	15		24	1		6
3:00-3:15	9	6	1	4	10	5	16		18			7
3:15-3:30	15	9		1	9	15	12		15			5
3:30-3:45	27	16		4	12	4	10		22	1		2
3:45-4:00	16	7		5	4	9	12		22	1		5
4:00-4:15	20	7	1	5	20	9	13	1	21	1		7
4:15-4:30	23	11		4	9	5	9		22		1	4
4:30-4:45	20	15		2	9	7	7		16			1
4:45-5:00	23	13	2	5	20	7	11		17	1		6
5:00-5:15	23	10		2	22	1	15		17			4
5:15-5:30	27	9			24	18	7		24			4
5:30-5:45	27	12		6	9	7	4		12			1
5:45-6:00	22	15			11	12	5		20			4
6:00-6:15	37	12		4	5	10	11		17			9
6:15-6:30	27	12		2	6	11	7		10			307
6:30-6:45	32	11		1	4	11	4		22	1		304
6:45-7:00	24	6		2	5	11			21			289
7:00-7:15	21	5		2	7	9			26			293
7:15-7:30	21	4		4	7	7			23		1	283
7:30-7:45	15	7		7	6	9			28			298
7:45-8:00	7	6		2	2	10	1		44		1	277
8:00-8:15	12		1	2	4	7			31			306
8:15-8:30	18	2		5	4	7	1		41		1	329
8:30-8:45	5	1		1	1	6			32			354
8:45-9:00	5	4		6	1	31			57			386
9:00-9:15	7	5	1	6	1	15			45			351
9:15-9:30	12			6	4	12			70			4
9:30-9:45	6	1		5		24			46			1
9:45-10:00 PM	6			5	1	21	1		32			6
TOTAL	950	838	29	339	728	728	479	2	1,085	28	6	345
AM PK HR	20	51	1	23	49	38	39		23	1		24
MID PK HR	63	150	2	39	131	37	26	1	49	1		38
PM PK HR	93	46	2	10	74	34	40		74	1		15

295
329
329
331
306
292
288
268
270
266
249
242
245
254
267
283
281
279
266
296
343
389
470
504
537
539
548
548
520
490
434
401
392
365
359
361
333
362
370
349
375
364
390
392
373
459
433
428
411
307
304
289
293
283
298
277
306
329
354
386
351

8:00 AM - 9:00 AM
 12:00 PM - 1:00 PM
 4:30 PM - 5:30 PM



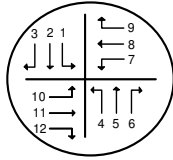
INTERSECTION TRAFFIC VOLUME COUNTS

LOCATION: SE 17th Ramp & West Driveway
DATE: 10/11/2013
RECORDER: Quality Counts, LLC
Adjustment: 1.22

LOCATION TIME	Southbound Road A			Northbound Road B			Westbound Road C			Eastbound Road D		
	1	2	3	4	5	6	7	8	9	10	11	12
6:00-6:15 AM						2					4	
6:15-6:30							1				9	1
6:30-6:45											12	
6:45-7:00						1	2				11	1
7:00-7:15											9	1
7:15-7:30											10	1
7:30-7:45						2	4				4	2
7:45-8:00							4				13	5
8:00-8:15						2	4				6	10
8:15-8:30						1	2				13	10
8:30-8:45						1	2				10	11
8:45-9:00						2	7				15	6
9:00-9:15						1	7				13	7
9:15-9:30						2	2				11	5
9:30-9:45						4	4				7	5
9:45-10:00						5	4				4	10
10:00-10:15						4	1				4	2
10:15-10:30						6	4				12	2
10:30-10:45						1	1				17	4
10:45-11:00						1					7	9
11:00-11:15						4	4				7	1
11:15-11:30						1	2				6	6
11:30-11:45						7					11	4
11:45-12:00 PM						9	1				5	6
12:00-12:15						5	1				5	5
12:15-12:30						10	4				6	1
12:30-12:45						6					17	5
12:45-1:00						11	2				10	7
1:00-1:15						11	4				11	7
1:15-1:30						6	2				18	11
1:30-1:45						5	1				11	7
1:45-2:00						9	2				12	10
2:00-2:15						6	4				12	4
2:15-2:30						6	2				21	6
2:30-2:45						4	1				21	2
2:45-3:00						4					10	7
3:00-3:15						4	4				12	2
3:15-3:30						1	1				7	1
3:30-3:45						2					11	2
3:45-4:00						4	4				16	4
4:00-4:15						9	4				9	6
4:15-4:30						6	2				11	2
4:30-4:45						7					21	10
4:45-5:00						7	2				11	4
5:00-5:15						15	9				22	10
5:15-5:30						11	1				15	1
5:30-5:45						11	1				17	2
5:45-6:00						9	2				16	6
6:00-6:15						4	1				9	12
6:15-6:30						2					13	5
6:30-6:45						5					13	2
6:45-7:00						6	1				16	
7:00-7:15						1					9	1
7:15-7:30						2	2				16	5
7:30-7:45						7	1				11	5
7:45-8:00						4	2				10	7
8:00-8:15						2	1				9	4
8:15-8:30						2					12	6
8:30-8:45											6	7
8:45-9:00						2					10	1
9:00-9:15						1	1				10	2
9:15-9:30						2	2				10	1
9:30-9:45						2					9	
9:45-10:00 PM							1				9	
TOTAL						271	127				710	294
AM PK HR						7	16				44	37
MID PK HR						32	7				38	18
PM PK HR						40	12				68	24

45
49
49
49
55
67
83
95
104
111
105
100
92
73
77
81
76
81
72
71
74
74
79
85
95
112
129
126
128
121
118
122
110
106
82
70
76
81
92
113
111
139
145
139
148
139
132
123
101
76
81
84
84
89
84
73
63
62
57
55
51

8:00 AM - 9:00 AM
 12:00 PM - 1:00 PM
 4:30 PM - 5:30 PM



INTERSECTION TRAFFIC VOLUME COUNTS

LOCATION: SE 17th & Federal Hwy
DATE: 10/11/2013
RECORDER: Quality Counts, LLC
Adjustment: 1.22

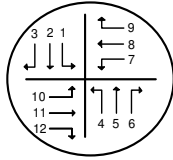
LOCATION TIME	Southbound			Northbound			Westbound			Eastbound		
	Road A 1	2	3	Road B 4	5	6	Road C 7	8	9	Road D 10	11	12
6:00-6:15 AM												
6:15-6:30												
6:30-6:45												
6:45-7:00												
7:00-7:15	56	194	6	10	203	162	168	35	40	11	34	13
7:15-7:30	78	251	12	24	312	201	154	31	61	16	55	10
7:30-7:45	131	289	10	29	281	196	210	61	77	35	61	10
7:45-8:00	94	293	11	33	425	234	212	74	70	50	88	18
8:00-8:15	116	287	11	44	411	243	240	74	56	39	93	12
8:15-8:30	112	260	21	31	393	226	250	74	73	24	106	10
8:30-8:45	94	268	24	35	422	205	229	63	77	34	101	12
8:45-9:00	122	261	13	43	370	220	249	88	112	28	99	20
9:00-9:15												
9:15-9:30												
9:30-9:45												
9:45-10:00												
10:00-10:15												
10:15-10:30												
10:30-10:45												
10:45-11:00												
11:00-11:15	89	235	16	17	250	216	238	93	104	22	117	16
11:15-11:30	124	278	11	21	259	211	250	88	113	38	112	33
11:30-11:45	126	248	9	24	233	254	292	88	132	34	120	34
11:45-12:00 PM	145	278	22	27	314	224	227	89	121	48	156	38
12:00-12:15	181	257	18	29	311	220	273	107	134	50	133	41
12:15-12:30	146	254	17	21	249	224	314	143	133	52	184	44
12:30-12:45	154	299	20	31	287	221	207	106	120	38	142	26
12:45-1:00	184	275	18	41	282	218	321	144	138	46	144	22
1:00-1:15												
1:15-1:30												
1:30-1:45												
1:45-2:00												
2:00-2:15												
2:15-2:30												
2:30-2:45												
2:45-3:00												
3:00-3:15												
3:15-3:30												
3:30-3:45												
3:45-4:00												
4:00-4:15	115	310	5	23	311	232	272	106	109	40	115	38
4:15-4:30	115	294	16	12	250	220	334	150	133	51	151	40
4:30-4:45	131	365	11	20	294	214	285	118	139	45	127	40
4:45-5:00	144	333	12	32	281	238	336	137	142	49	120	34
5:00-5:15	88	360	16	26	316	244	305	123	117	54	133	33
5:15-5:30	133	386	28	26	376	248	293	137	132	37	100	34
5:30-5:45	112	211	21	32	273	240	329	133	124	59	138	33
5:45-6:00	126	411	26	29	284	217	248	110	112	50	154	39
6:00-6:15												
6:15-6:30												
6:30-6:45												
6:45-7:00												
7:00-7:15												
7:15-7:30												
7:30-7:45												
7:45-8:00												
8:00-8:15												
8:15-8:30												
8:30-8:45												
8:45-9:00												
9:00-9:15												
9:15-9:30												
9:30-9:45												
9:45-10:00 PM												
TOTAL	2,915	6,897	373	659	7,385	5,328	6,237	2,373	2,568	950	2,782	650
AM PK HR	444	1,076	70	153	1,596	893	969	300	318	126	399	54
MID PK HR	665	1,085	73	122	1,129	883	1,115	500	525	187	603	133
PM PK HR	495	1,443	67	102	1,266	943	1,219	515	529	184	479	142

933
2,139
3,528
5,130
5,823
6,198
6,375
6,396
4,770
3,190
1,624

1,413
2,951
4,543
6,232
6,575
6,817
6,873
7,019
5,263
3,482
1,834

1,675
3,442
5,230
7,086
7,225
7,386
7,303
7,253
5,439
3,511
1,806

8:00 AM - 9:00 AM
12:00 PM - 1:00 PM
4:30 PM - 5:30 PM



INTERSECTION TRAFFIC VOLUME COUNTS

LOCATION: SE 17th & S. Miami
 DATE: 10/11/2013
 RECORDER: Quality Counts, LLC
 Adjustment: 1.22

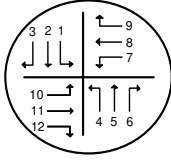
LOCATION TIME	Southbound Road A			Northbound Road B			Westbound Road C			Eastbound Road D		
	1	2	3	4	5	6	7	8	9	10	11	12
6:00-6:15 AM												
6:15-6:30												
6:30-6:45												
6:45-7:00												
7:00-7:15			15			17	7	221	5		246	2
7:15-7:30			7			17	11	261	1		327	6
7:30-7:45			29			40	18	309	7		376	2
7:45-8:00			51			62	18	343	21		422	5
8:00-8:15			32			78	12	293	2		427	9
8:15-8:30			16			79	16	360	5		425	4
8:30-8:45			18			73	27	357	4		371	9
8:45-9:00			21			94	20	428	4		410	12
9:00-9:15												
9:15-9:30												
9:30-9:45												
9:45-10:00												
10:00-10:15												
10:15-10:30												
10:30-10:45												
10:45-11:00												
11:00-11:15			18			35	23	473	5		387	13
11:15-11:30			22			37	37	429	2		438	13
11:30-11:45		1	17			68	16	475	9		475	11
11:45-12:00 PM			33			62	24	414	5		516	18
12:00-12:15			33			87	41	528	5		517	13
12:15-12:30			26			81	26	515	7		525	17
12:30-12:45			46			102	33	422	7		471	11
12:45-1:00			24			98	38	545	7		517	10
1:00-1:15												
1:15-1:30												
1:30-1:45												
1:45-2:00												
2:00-2:15												
2:15-2:30												
2:30-2:45												
2:45-3:00												
3:00-3:15												
3:15-3:30												
3:30-3:45												
3:45-4:00												
4:00-4:15			23			59	31	476	2		445	12
4:15-4:30			26			60	59	548	1		473	13
4:30-4:45			20			62	68	561	4		445	13
4:45-5:00			23			68	61	527	7		458	13
5:00-5:15			28			61	73	514	4		447	27
5:15-5:30			33			88	78	598	10	1	447	27
5:30-5:45			21			74	67	534	7		461	13
5:45-6:00			28			88	76	484	2		477	18
6:00-6:15												
6:15-6:30												
6:30-6:45												
6:45-7:00												
7:00-7:15												
7:15-7:30												
7:30-7:45												
7:45-8:00												
8:00-8:15												
8:15-8:30												
8:30-8:45												
8:45-9:00												
9:00-9:15												
9:15-9:30												
9:30-9:45												
9:45-10:00 PM												
TOTAL		1	610			1,591	880	10,615	134	1	10,502	294
AM PK HR			87			325	74	1,438	15		1,632	33
MID PK HR			129			367	138	2,011	27		2,030	51
PM PK HR			104			279	281	2,200	24	1	1,796	81

514
 1,144
 1,926
 2,849
 3,188
 3,461
 3,538
 3,604
 2,751
 1,847
 988

955
 1,934
 3,005
 4,077
 4,347
 4,564
 4,586
 4,753
 3,528
 2,333
 1,240

1,048
 2,228
 3,401
 4,559
 4,664
 4,765
 4,770
 4,786
 3,633
 2,352
 1,174

8:00 AM - 9:00 AM
 12:00 PM - 1:00 PM
 4:30 PM - 5:30 PM



INTERSECTION TRAFFIC VOLUME COUNTS

LOCATION: SE 17th & SE 10th
 DATE: 10/11/2013
 RECORDER: Quality Counts, LLC
 Adjustment: 1.22

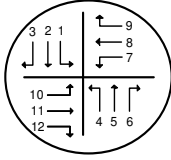
LOCATION TIME	Southbound Road A			Northbound Road B			Westbound Road C			Eastbound Road D		
	1	2	3	4	5	6	7	8	9	10	11	12
6:00-6:15 AM												
6:15-6:30												
6:30-6:45												
6:45-7:00												
7:00-7:15	5	1	9	6	1	1	2	212	4	10	253	5
7:15-7:30	4	1	5	16	1	4		237	4	12	284	7
7:30-7:45	13	6	2	18	6	7	1	310	2	20	417	11
7:45-8:00	17	4	16	6	9	13	2	365	15	17	484	10
8:00-8:15	23	11	20	15	5	6	6	278	5	20	465	4
8:15-8:30	10	6	15	11	4	11	4	351	5	33	492	13
8:30-8:45	12	11	18	21	7	4	1	354	4	29	395	13
8:45-9:00	21	2	12	17	6	20	1	400	4	29	455	13
9:00-9:15												
9:15-9:30												
9:30-9:45												
9:45-10:00												
10:00-10:15												
10:15-10:30												
10:30-10:45												
10:45-11:00												
11:00-11:15	11	2	12	21	1	7	4	451	9	17	397	16
11:15-11:30	15	10	13	27	11	2	2	406	5	18	416	20
11:30-11:45	12	10	6	22	6	11		451	10	31	488	27
11:45-12:00 PM	18	10	12	18	6	12	9	416	17	35	503	37
12:00-12:15	27	11	13	16	12	21	6	471	12	37	510	28
12:15-12:30	23	6	13	27	4	18	6	483	10	32	577	28
12:30-12:45	23	13	13	29	5	10	9	394	4	31	522	11
12:45-1:00	18	12	23	21	5	11	4	526	10	38	573	22
1:00-1:15												
1:15-1:30												
1:30-1:45												
1:45-2:00												
2:00-2:15												
2:15-2:30												
2:30-2:45												
2:45-3:00												
3:00-3:15												
3:15-3:30												
3:30-3:45												
3:45-4:00												
4:00-4:15	12	9	12	32	2	13	1	440	13	27	458	23
4:15-4:30	15	15	27	26	6	11	6	562	4	20	453	35
4:30-4:45	18	12	22	35	15	11	11	511	9	32	455	20
4:45-5:00	12	9	32	11	4	12	12	559	12	24	475	28
5:00-5:15	27	16	22	18	5	15	9	544	5	28	449	20
5:15-5:30	9	15	21	20	7	12	9	555	9	28	468	16
5:30-5:45	16	9	16	27	7	6	4	573	11	26	508	18
5:45-6:00	15	12	31	24	9	10	11	473	13	24	594	40
6:00-6:15												
6:15-6:30												
6:30-6:45												
6:45-7:00												
7:00-7:15												
7:15-7:30												
7:30-7:45												
7:45-8:00												
8:00-8:15												
8:15-8:30												
8:30-8:45												
8:45-9:00												
9:00-9:15												
9:15-9:30												
9:30-9:45												
9:45-10:00 PM												
TOTAL	376	212	386	483	144	249	120	10,325	193	616	11,090	465
AM PK HR	66	31	65	63	22	40	12	1,383	17	111	1,807	44
MID PK HR	92	43	63	93	26	60	24	1,874	35	137	2,183	89
PM PK HR	66	51	96	84	31	50	40	2,169	34	112	1,847	83

509
 1,083
 1,898
 2,856
 3,204
 3,583
 3,638
 3,661
 2,805
 1,851
 981

948
 1,893
 2,967
 4,060
 4,276
 4,558
 4,548
 4,718
 3,554
 2,327
 1,263

1,043
 2,222
 3,372
 4,562
 4,675
 4,664
 4,734
 4,801
 3,644
 2,477
 1,257

8:00 AM - 9:00 AM
 12:00 PM - 1:00 PM
 4:30 PM - 5:30 PM



INTERSECTION TRAFFIC VOLUME COUNTS

LOCATION: SE 17th & Eisenhower
 DATE: 10/11/2013
 RECORDER: Quality Counts, LLC
 Adjustment: 1.22

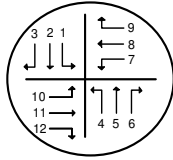
LOCATION	Southbound			Northbound			Westbound			Eastbound		
	Road A			Road B			Road C			Road D		
TIME	1	2	3	4	5	6	7	8	9	10	11	12
6:00-6:15 AM												
6:15-6:30												
6:30-6:45												
6:45-7:00												
7:00-7:15		1	22	6		10	4	165	4		194	15
7:15-7:30	7	2	27	5		5	1	184	1	12	215	24
7:30-7:45	4	5	26	15	2	7	6	234	4	16	290	29
7:45-8:00	6	4	27	13	1	6	7	271	15	15	268	26
8:00-8:15	5	5	21	18	1	10	11	260	7	24	362	24
8:15-8:30	11	5	31	18	4	5	5	227	7	13	287	22
8:30-8:45	9	7	20	7	1	11	10	301	5	20	264	23
8:45-9:00	12	6	33	12	1	13	10	345	7	20	299	24
9:00-9:15												
9:15-9:30												
9:30-9:45												
9:45-10:00												
10:00-10:15												
10:15-10:30												
10:30-10:45												
10:45-11:00												
11:00-11:15	18	4	29	37	1	18	11	260	11	7	220	26
11:15-11:30	18	2	21	49		6	5	271	7	11	232	10
11:30-11:45	13	9	52	33	10	11	11	283	5	11	285	38
11:45-12:00 PM	16	7	44	54	6	12	6	276	11	15	250	37
12:00-12:15	18	6	43	78	9	13	5	332	5	11	288	38
12:15-12:30	15	17	35	66	5	21	10	242	7	21	223	50
12:30-12:45	21	9	34	48	6	11	6	295	13	23	306	63
12:45-1:00	20	18	39	35	6	11	7	283	12	22	350	71
1:00-1:15												
1:15-1:30												
1:30-1:45												
1:45-2:00												
2:00-2:15												
2:15-2:30												
2:30-2:45												
2:45-3:00												
3:00-3:15												
3:15-3:30												
3:30-3:45												
3:45-4:00												
4:00-4:15	10	12	48	52	1	16	5	353	11	17	270	35
4:15-4:30	22	10	46	46	6	23	5	398	16	16	272	38
4:30-4:45	20	7	66	39	4	11	7	376	13	18	267	39
4:45-5:00	13	7	52	40	5	24	17	320	16	16	298	38
5:00-5:15	27	5	71	60	7	27	7	349	16	15	290	35
5:15-5:30	15	10	46	66	9	27	13	443	20	18	315	40
5:30-5:45	23	13	44	51	4	20	11	317	10	15	264	35
5:45-6:00	15	12	43	56	5	21	5	299	17	18	325	44
6:00-6:15												
6:15-6:30												
6:30-6:45												
6:45-7:00												
7:00-7:15												
7:15-7:30												
7:30-7:45												
7:45-8:00												
8:00-8:15												
8:15-8:30												
8:30-8:45												
8:45-9:00												
9:00-9:15												
9:15-9:30												
9:30-9:45												
9:45-10:00 PM												
TOTAL	337	184	919	905	94	339	185	7,082	240	373	6,633	825
AM PK HR	37	23	104	56	7	39	35	1,133	27	77	1,211	94
MID PK HR	73	50	151	227	26	56	28	1,152	38	77	1,168	222
PM PK HR	74	29	235	205	24	89	45	1,487	65	67	1,170	153

420
904
1,542
2,201
2,530
2,680
2,719
2,844
2,095
1,460
783

642
1,274
2,035
2,768
2,972
3,051
3,126
3,267
2,422
1,710
875

830
1,728
2,595
3,442
3,521
3,644
3,583
3,595
2,686
1,665
859

8:00 AM - 9:00 AM
 12:00 PM - 1:00 PM
 4:30 PM - 5:30 PM



INTERSECTION TRAFFIC VOLUME COUNTS

LOCATION: SE 17th & SE 23rd
DATE: 10/11/2013
RECORDER: Quality Counts, LLC
Adjustment: 1.22

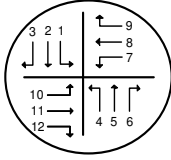
LOCATION TIME	Southbound Road A			Northbound Road B			Westbound Road C			Eastbound Road D		
	1	2	3	4	5	6	7	8	9	10	11	12
6:00-6:15 AM												
6:15-6:30												
6:30-6:45												
6:45-7:00												
7:00-7:15	1		7	16	1	6	5	150	7	26	121	26
7:15-7:30	2	2	6	26	11		2	168	16	50	132	43
7:30-7:45	2	1	16	44	5	4	4	188	13	48	171	46
7:45-8:00	4		13	33	2	4	4	253	13	22	224	45
8:00-8:15	1		9	43	2	4	5	204	7	20	228	57
8:15-8:30	5	1	16	43	2	1	6	216	10	7	264	39
8:30-8:45	1		24	43		5	4	259	7	16	237	28
8:45-9:00	15	4	104	43	5	5	11	194	9	20	235	33
9:00-9:15												
9:15-9:30												
9:30-9:45												
9:45-10:00												
10:00-10:15												
10:15-10:30												
10:30-10:45												
10:45-11:00												
11:00-11:15	2		16	29		4	9	205	2	9	204	46
11:15-11:30	2	1	22	35	2	6	17	253	10	2	211	33
11:30-11:45	4		17	41		6	11	228	7	9	218	34
11:45-12:00 PM	5		21	41		4	11	245	4	15	260	37
12:00-12:15	6		17	46	1	11	9	255	9	15	201	46
12:15-12:30	4	1	12	33		12	4	256	10	11	237	37
12:30-12:45	4		27	27	4	4	9	253	10	17	254	52
12:45-1:00	7		13	43	1	2	13	216	5	9	281	32
1:00-1:15												
1:15-1:30												
1:30-1:45												
1:45-2:00												
2:00-2:15												
2:15-2:30												
2:30-2:45												
2:45-3:00												
3:00-3:15												
3:15-3:30												
3:30-3:45												
3:45-4:00												
4:00-4:15	9	2	39	41	4	5	9	321	9	10	235	26
4:15-4:30	5	1	24	43	6	11	10	299	5	12	212	52
4:30-4:45	2		20	45		5	9	360	5	9	283	40
4:45-5:00	6		17	27		7	11	295	6	11	226	21
5:00-5:15	2	1	34	51	2	6	5	303	5	12	273	55
5:15-5:30			26	32	1	5	7	387	9	13	268	50
5:30-5:45	6		15	44	1	9	15	293	10	12	195	52
5:45-6:00	6	2	16	35	1	6	20	315	11	7	334	68
6:00-6:15												
6:15-6:30												
6:30-6:45												
6:45-7:00												
7:00-7:15												
7:15-7:30												
7:30-7:45												
7:45-8:00												
8:00-8:15												
8:15-8:30												
8:30-8:45												
8:45-9:00												
9:00-9:15												
9:15-9:30												
9:30-9:45												
9:45-10:00 PM												
TOTAL	102	18	531	904	54	131	206	6,113	198	379	5,505	999
AM PK HR	22	5	153	171	10	15	26	872	33	62	964	157
MID PK HR	21	1	70	149	6	29	34	980	33	51	972	167
PM PK HR	11	1	96	155	4	23	32	1,344	24	45	1,050	166

366
825
1,366
1,984
2,197
2,349
2,430
2,489
1,909
1,299
676

526
1,121
1,697
2,339
2,429
2,450
2,533
2,513
1,897
1,281
622

709
1,390
2,167
2,794
2,835
2,952
2,827
3,022
2,272
1,474
822

8:00 AM - 9:00 AM
12:00 PM - 1:00 PM
4:30 PM - 5:30 PM



INTERSECTION TRAFFIC VOLUME COUNTS

LOCATION: Eisenhower & Spangler
DATE: 10/11/2013
RECORDER: Quality Counts, LLC
Adjustment: 1.22

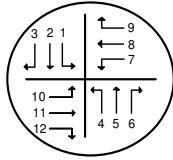
LOCATION TIME	Southbound Road A			Northbound Road B			Westbound Road C			Eastbound Road D		
	1	2	3	4	5	6	7	8	9	10	11	12
6:00-6:15 AM												
6:15-6:30												
6:30-6:45												
6:45-7:00												
7:00-7:15		21	26	7	20					38		12
7:15-7:30		17	17	11	16					12		17
7:30-7:45		31	16	2	17					32		22
7:45-8:00		24	13	2	20					23		22
8:00-8:15		24	22	2	20					28		29
8:15-8:30		21	18	5	23					10		20
8:30-8:45		29	4	6	22					18		23
8:45-9:00		27	7	10	24					10		15
9:00-9:15												
9:15-9:30												
9:30-9:45												
9:45-10:00												
10:00-10:15												
10:15-10:30												
10:30-10:45												
10:45-11:00												
11:00-11:15		22	16	6	33					13		10
11:15-11:30		15	9	9	28					18		16
11:30-11:45		28	13	11	29					12		11
11:45-12:00 PM		31	18	6	49					17		15
12:00-12:15		35	12	29	61					12		9
12:15-12:30		43	21	16	34					15		13
12:30-12:45		45	18	15	39					17		31
12:45-1:00		52	20	7	26					18		34
1:00-1:15												
1:15-1:30												
1:30-1:45												
1:45-2:00												
2:00-2:15												
2:15-2:30												
2:30-2:45												
2:45-3:00												
3:00-3:15												
3:15-3:30												
3:30-3:45												
3:45-4:00												
4:00-4:15		20	44	1	20					15		5
4:15-4:30		12	18	11	21					6		4
4:30-4:45		22	13	12	12					10		5
4:45-5:00		15	21	12	24					7		2
5:00-5:15		18	20	22	20					9		2
5:15-5:30		11	12	16	33					15		4
5:30-5:45		12	13	10	21					12		1
5:45-6:00		22	4	9	13					11		4
6:00-6:15												
6:15-6:30												
6:30-6:45												
6:45-7:00												
7:00-7:15												
7:15-7:30												
7:30-7:45												
7:45-8:00												
8:00-8:15												
8:15-8:30												
8:30-8:45												
8:45-9:00												
9:00-9:15												
9:15-9:30												
9:30-9:45												
9:45-10:00 PM												
TOTAL		597	395	238	623					378		325
AM PK HR		101	51	23	89					66		87
MID PK HR		176	71	67	160					62		87
PM PK HR		66	66	62	89					40		13

123
214
333
438
440
447
429
417
292
195
93

100
194
299
434
493
540
600
622
464
322
157

104
176
250
332
318
337
332
312
222
132
62

8:00 AM - 9:00 AM
12:00 PM - 1:00 PM
4:30 PM - 5:30 PM



INTERSECTION TRAFFIC VOLUME COUNTS

LOCATION: Federal & Spangler
DATE: 10/11/2013
RECORDER: Quality Counts, LLC
Adjustment: 1.22

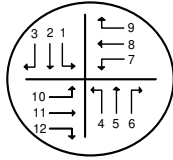
LOCATION	Southbound			Northbound			Westbound			Eastbound		
	Road A			Road B			Road C			Road D		
TIME	1	2	3	4	5	6	7	8	9	10	11	12
6:00-6:15 AM												
6:15-6:30												
6:30-6:45												
6:45-7:00												
7:00-7:15	6	279	41	48	342	20	43	24		68	31	21
7:15-7:30	4	368	34	51	487	20	52	22	5	73	26	54
7:30-7:45	12	423	51	81	559	9	49	24	2	93	46	67
7:45-8:00	9	429	76	85	603	13	59	24	5	102	35	74
8:00-8:15	7	461	73	88	676	18	44	17	2	126	31	70
8:15-8:30	10	444	41	101	599	5	72	20	5	117	41	66
8:30-8:45	6	447	65	70	599	23	60	22	5	110	32	62
8:45-9:00	7	459	65	94	595	13	43	18	6	120	27	65
9:00-9:15												
9:15-9:30												
9:30-9:45												
9:45-10:00												
10:00-10:15												
10:15-10:30												
10:30-10:45												
10:45-11:00												
11:00-11:15	4	418	90	45	392	26	51	27	7	116	18	78
11:15-11:30	13	425	77	61	393	16	37	39	10	118	28	78
11:30-11:45	5	370	76	83	437	22	60	33	10	143	31	74
11:45-12:00 PM	9	453	106	70	472	34	50	41	17	93	40	70
12:00-12:15	7	388	77	98	510	21	59	38	21	151	24	60
12:15-12:30	12	433	111	61	418	24	57	57	12	138	24	68
12:30-12:45	11	420	115	84	499	22	43	31	7	134	27	63
12:45-1:00	15	350	71	100	426	24	73	66	17	173	50	71
1:00-1:15												
1:15-1:30												
1:30-1:45												
1:45-2:00												
2:00-2:15												
2:15-2:30												
2:30-2:45												
2:45-3:00												
3:00-3:15												
3:15-3:30												
3:30-3:45												
3:45-4:00												
4:00-4:15	2	516	41	78	472	16	101	48	9	78	21	105
4:15-4:30	4	608	65	62	437	21	99	56	7	73	17	78
4:30-4:45		578	55	94	506	11	81	38	2	78	26	85
4:45-5:00	1	580	57	78	439	11	107	48	5	100	24	78
5:00-5:15	1	676	56	60	600	11	126	56	7	88	12	102
5:15-5:30	5	543	48	92	525	11	121	52	11	106	29	116
5:30-5:45	1	531	40	124	465	21	112	44	11	113	24	89
5:45-6:00	2	680	57	72	559	16	96	39	6	70	20	62
6:00-6:15												
6:15-6:30												
6:30-6:45												
6:45-7:00												
7:00-7:15												
7:15-7:30												
7:30-7:45												
7:45-8:00												
8:00-8:15												
8:15-8:30												
8:30-8:45												
8:45-9:00												
9:00-9:15												
9:15-9:30												
9:30-9:45												
9:45-10:00 PM												
TOTAL	154	11,278	1,588	1,879	12,008	427	1,693	885	190	2,582	684	1,757
AM PK HR	31	1,810	244	353	2,469	60	218	77	18	472	131	262
MID PK HR	45	1,591	373	343	1,853	92	232	192	57	597	126	262
PM PK HR	7	2,377	216	323	2,070	44	434	194	26	372	92	382

922
2,118
3,534
5,050
5,740
6,066
6,149
6,145
4,532
3,011
1,512

1,272
2,567
3,909
5,363
5,544
5,667
5,780
5,762
4,309
2,891
1,436

1,487
3,013
4,568
6,096
6,405
6,537
6,559
6,709
4,913
3,255
1,679

8:00 AM - 9:00 AM
12:00 PM - 1:00 PM
4:30 PM - 5:30 PM



INTERSECTION TRAFFIC VOLUME COUNTS

LOCATION: Eisenhower & Eller
 DATE: 10/11/2013
 RECORDER: Quality Counts, LLC
 Adjustment: 1.22

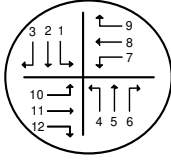
LOCATION TIME	Southbound Road A			Northbound Road B			Westbound Road C			Eastbound Road D		
	1	2	3	4	5	6	7	8	9	10	11	12
6:00-6:15 AM												
6:15-6:30												
6:30-6:45												
6:45-7:00												
7:00-7:15	2	2	27			1				22	1	9
7:15-7:30	2	5	22	2	1					31	11	11
7:30-7:45	9	9	20	1	4	4			2	31	7	15
7:45-8:00	5	12	18	4	4				6	1	38	9
8:00-8:15	5	4	28	4	4	2	1	1		23	13	6
8:15-8:30	6	6	28	11	9	5	1	6	5	41	20	12
8:30-8:45	7	9	26	5	11		2	5		18	6	6
8:45-9:00	1	6	33	13				1	2	31	6	4
9:00-9:15												
9:15-9:30												
9:30-9:45												
9:45-10:00												
10:00-10:15												
10:15-10:30												
10:30-10:45												
10:45-11:00												
11:00-11:15	1	7	24	13	7			4	1	34	2	9
11:15-11:30	1	7	17	7	7	1	1	2	2	29	2	9
11:30-11:45	5	6	29	16	9	4	1	6	7	43	4	2
11:45-12:00 PM	5	10	28	13	7		1	6	9	40	4	
12:00-12:15	1	11	34	11	6			2	5	57	9	6
12:15-12:30	6	1	45	2	9		1		9	38	6	5
12:30-12:45	1	7	48	1	2			4	6	33	6	2
12:45-1:00	6	6	51	2	4			4	6	17	6	4
1:00-1:15												
1:15-1:30												
1:30-1:45												
1:45-2:00												
2:00-2:15												
2:15-2:30												
2:30-2:45												
2:45-3:00												
3:00-3:15												
3:15-3:30												
3:30-3:45												
3:45-4:00												
4:00-4:15		9	48	17	2		1	9	1	23	9	4
4:15-4:30	1	4	23	17	1			5	1	24		5
4:30-4:45	1	5	22	6	2			5	2	23		2
4:45-5:00	2	4	32	17	5		2	15	6	24		6
5:00-5:15	2	5	37	16		1	1	16	5	29		
5:15-5:30		2	18	6				9	7	24		2
5:30-5:45			16	5	5			4		24		9
5:45-6:00		5	15	1	2		2	6	6	17		7
6:00-6:15												
6:15-6:30												
6:30-6:45												
6:45-7:00												
7:00-7:15												
7:15-7:30												
7:30-7:45												
7:45-8:00												
8:00-8:15												
8:15-8:30												
8:30-8:45												
8:45-9:00												
9:00-9:15												
9:15-9:30												
9:30-9:45												
9:45-10:00 PM												
TOTAL	72	142	688	193	101	18	17	117	83	716	121	150
AM PK HR	20	24	115	33	23	7	5	13	7	113	45	28
MID PK HR	15	26	178	17	21		1	10	26	145	27	17
PM PK HR	6	16	109	45	7	1	4	44	21	101		11

65
150
250
362
389
454
449
434
343
193
98

104
192
323
447
486
520
499
482
339
217
106

122
204
273
387
377
365
357
306
194
124
62

8:00 AM - 9:00 AM
 12:00 PM - 1:00 PM
 4:30 PM - 5:30 PM



INTERSECTION TRAFFIC VOLUME COUNTS

LOCATION: Eller & McIntosh
DATE: 10/11/2013
RECORDER: Quality Counts, LLC
Adjustment: 1.22

LOCATION TIME	Southbound Road A			Northbound Road B			Westbound Road C			Eastbound Road D		
	1	2	3	4	5	6	7	8	9	10	11	12
6:00-6:15 AM												
6:15-6:30												
6:30-6:45												
6:45-7:00												
7:00-7:15					10	5	9		15	11	48	79
7:15-7:30					17	1	7		6	12	60	76
7:30-7:45					46	9	11		6	7	82	113
7:45-8:00					46	9	15		17	20	116	127
8:00-8:15					37	9	13		18	12	98	88
8:15-8:30					35	17	20		20	12	102	70
8:30-8:45					40	2	13		16	12	61	44
8:45-9:00					44	6	16		23	13	67	45
9:00-9:15												
9:15-9:30												
9:30-9:45												
9:45-10:00												
10:00-10:15												
10:15-10:30												
10:30-10:45												
10:45-11:00												
11:00-11:15					73	16	12		34	31	32	82
11:15-11:30					77	10	6		26	18	37	70
11:30-11:45					78	11	20		39	17	28	63
11:45-12:00 PM					101	22	13		33	15	35	73
12:00-12:15					106	27	20	1	31	17	20	82
12:15-12:30					62	15	23		23	23	39	77
12:30-12:45					54	6	35		17	24	32	82
12:45-1:00					63	7	35		11	31	27	98
1:00-1:15												
1:15-1:30												
1:30-1:45												
1:45-2:00												
2:00-2:15												
2:15-2:30												
2:30-2:45												
2:45-3:00												
3:00-3:15												
3:15-3:30												
3:30-3:45												
3:45-4:00												
4:00-4:15					128	17	20		76	10	18	39
4:15-4:30					122	16	9		49	7	17	35
4:30-4:45					124	7	7		43	20	16	40
4:45-5:00					121	6	6		65	13	17	40
5:00-5:15					143	11	6		76	29	9	51
5:15-5:30					92	5	6		31	11	18	46
5:30-5:45					67	9	1		35	1	22	44
5:45-6:00					50	9	9		17	4	18	54
6:00-6:15												
6:15-6:30												
6:30-6:45												
6:45-7:00												
7:00-7:15												
7:15-7:30												
7:30-7:45												
7:45-8:00												
8:00-8:15												
8:15-8:30												
8:30-8:45												
8:45-9:00												
9:00-9:15												
9:15-9:30												
9:30-9:45												
9:45-10:00 PM												
TOTAL					1,737	250	332	1	725	371	1,017	1,618
AM PK HR					156	34	62		77	50	328	246
MID PK HR					285	55	113	1	82	95	117	338
PM PK HR					479	29	26		214	73	60	178

176
355
630
978
1,077
1,174
1,088
954
680
404
215

279
522
778
1,071
1,094
1,114
1,108
1,087
784
522
272

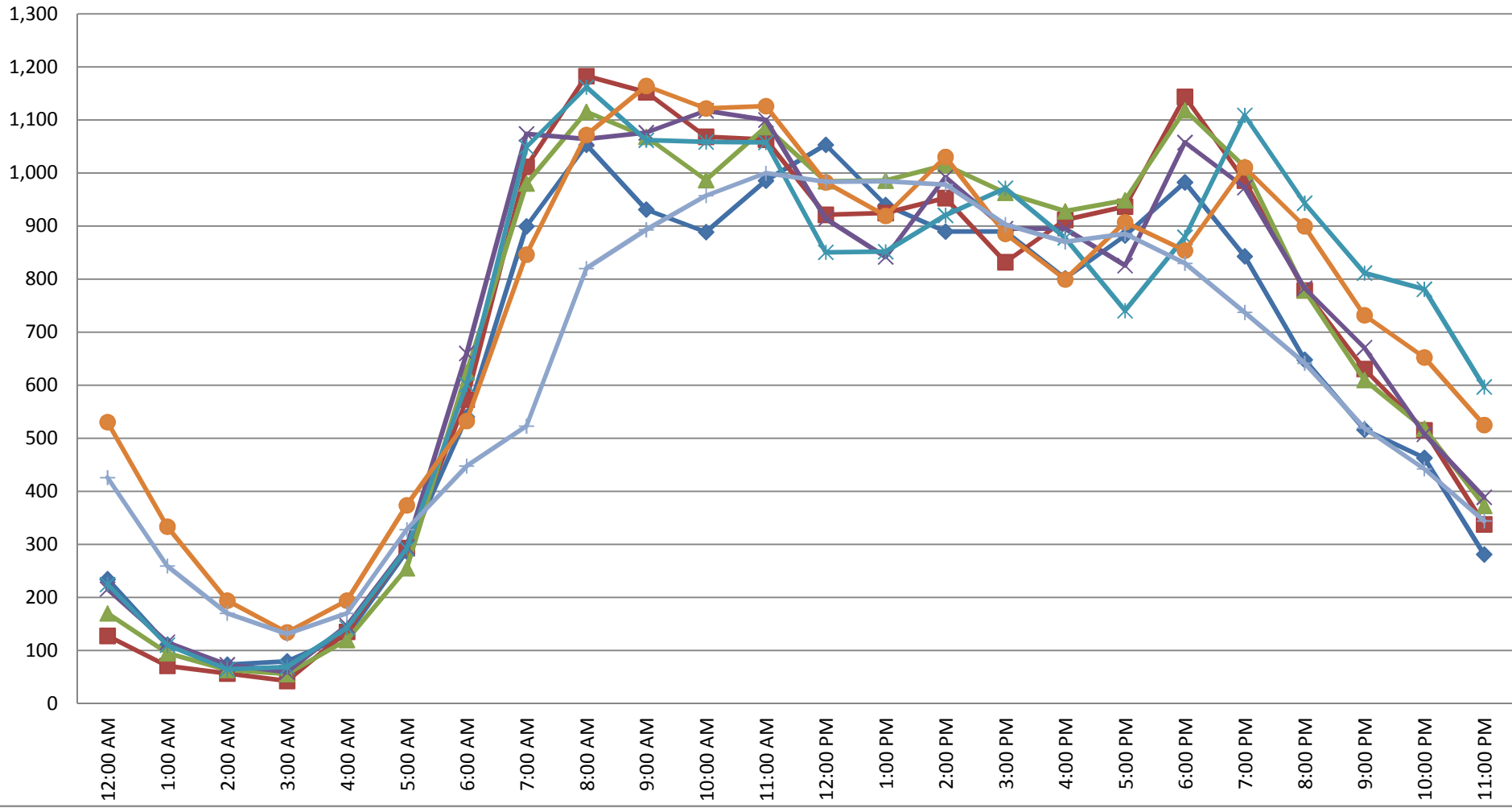
307
562
820
1,088
1,105
1,059
981
872
548
339
160

8:00 AM - 9:00 AM
12:00 PM - 1:00 PM
4:30 PM - 5:30 PM

**APPENDIX D:
ROADWAY SEGMENT ADT
(ADJUSTED DATA)**

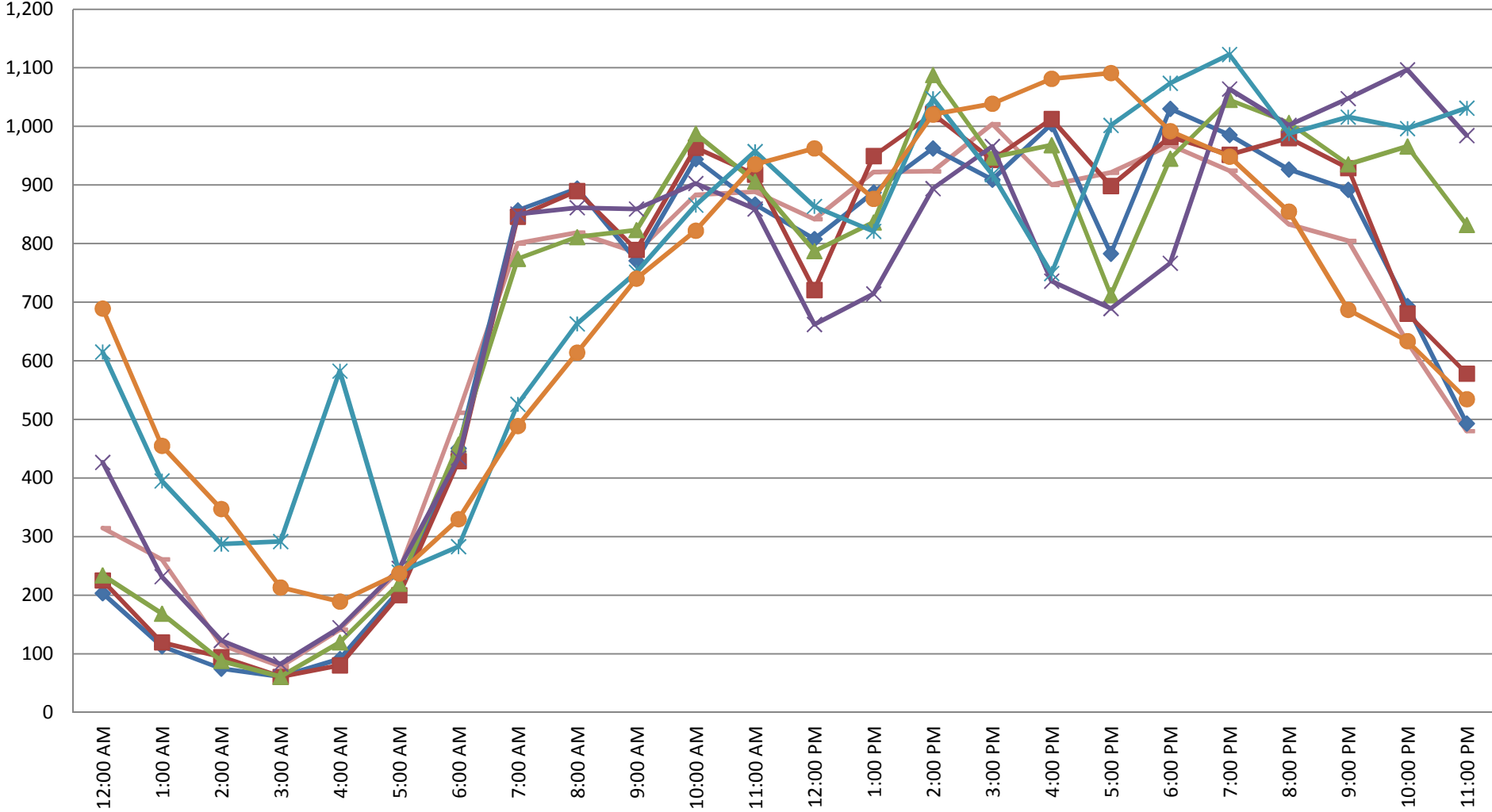
SE 17 Street - Federal Hwy to S. Miami Road - Eastbound

- ◆ Monday 10/14/2013 EB
- Tuesday 10/8/2013 EB
- ▲ Wednesday 10/9/2013 EB
- ✕ Thursday 10/10/2013 EB
- ✧ Friday 10/11/2013 EB
- Saturday 10/12/2013 EB
- ◆ Sunday 10/13/2013 EB



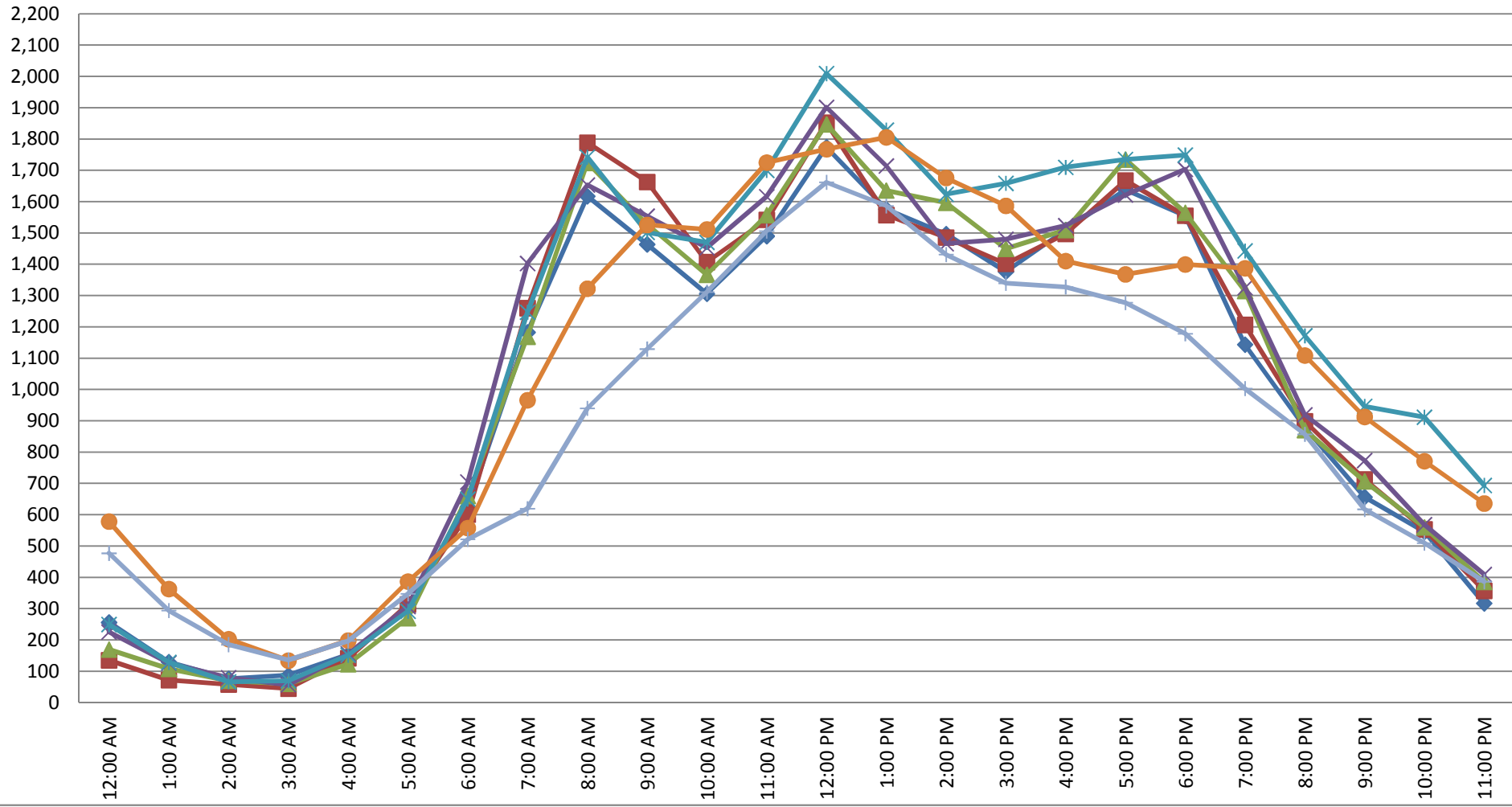
SE 17th Street - Federal Hwy to S. Miami Road - Westbound

Monday 10/14/2013 WB Tuesday 10/8/2013 WB Wednesday 10/9/2013 WB Thursday 10/10/2013 WB
Friday 10/11/2013 WB Saturday 10/12/2013 WB Sunday 10/13/2013 WB



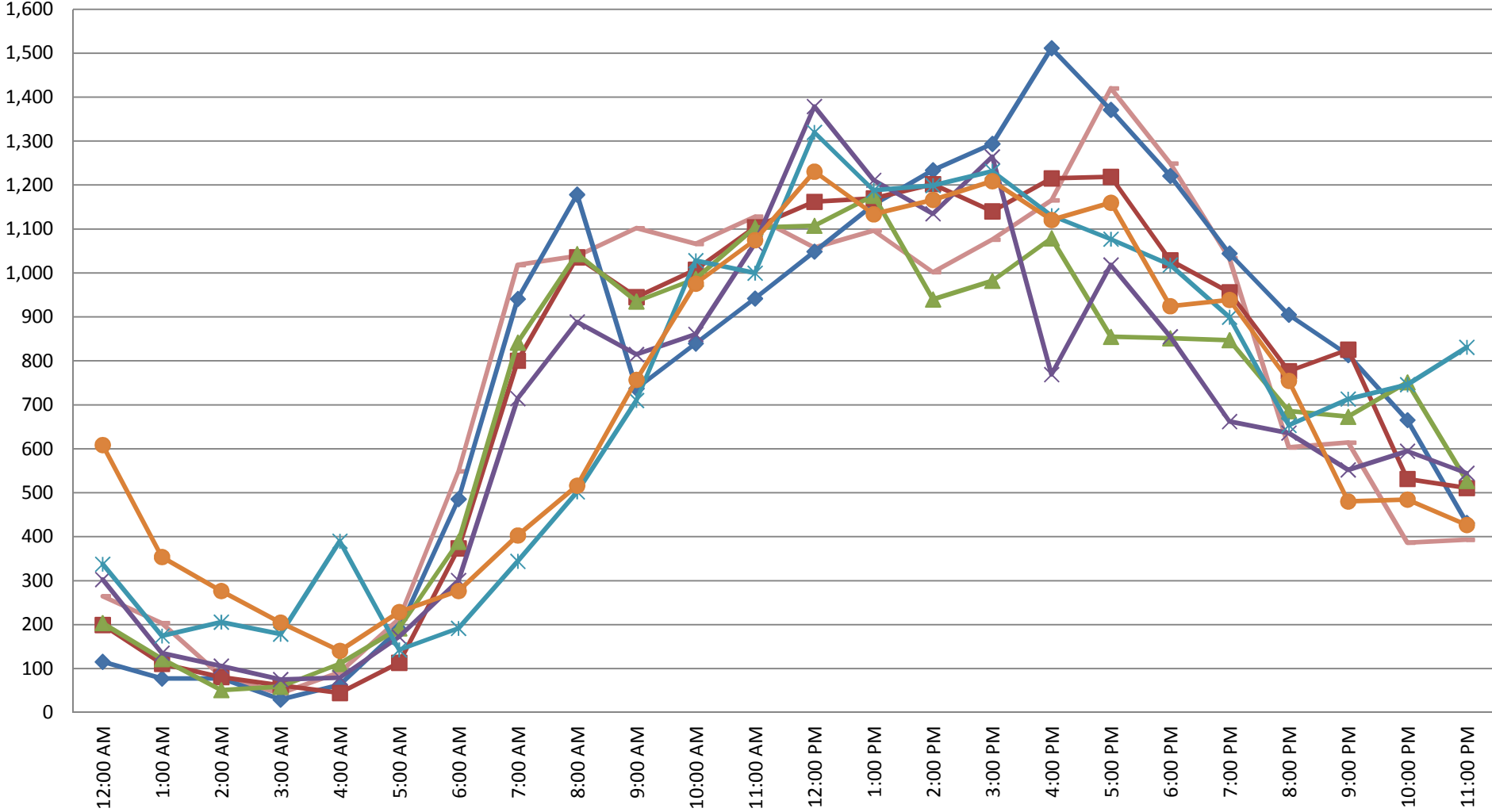
SE 17 Street - Miami Road to SE 10th Ave - Eastbound

- ◆ Monday 10/14/2013 EB
- Tuesday 10/8/2013 EB
- ▲ Wednesday 10/9/2013 EB
- ✕ Thursday 10/10/2013 EB
- ✧ Friday 10/11/2013 EB
- Saturday 10/12/2013 EB
- ◆ Sunday 10/13/2013 EB



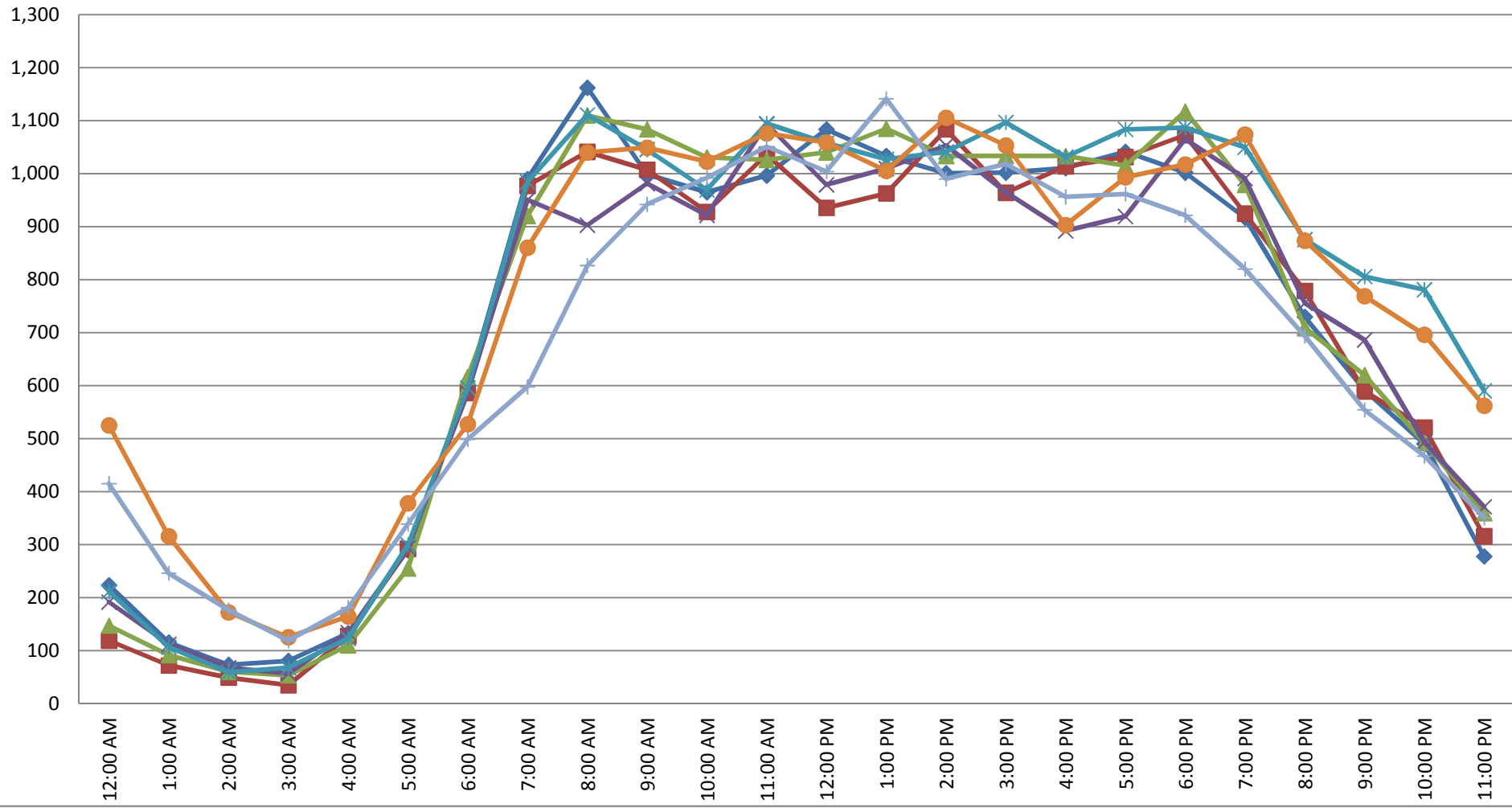
SE 17th Street - Miami Road to SE 10th Ave - Westbound

Monday 10/14/2013 WB Tuesday 10/8/2013 WB Wednesday 10/9/2013 WB Thursday 10/10/2013 WB
Friday 10/11/2013 WB Saturday 10/12/2013 WB Sunday 10/13/2013 WB



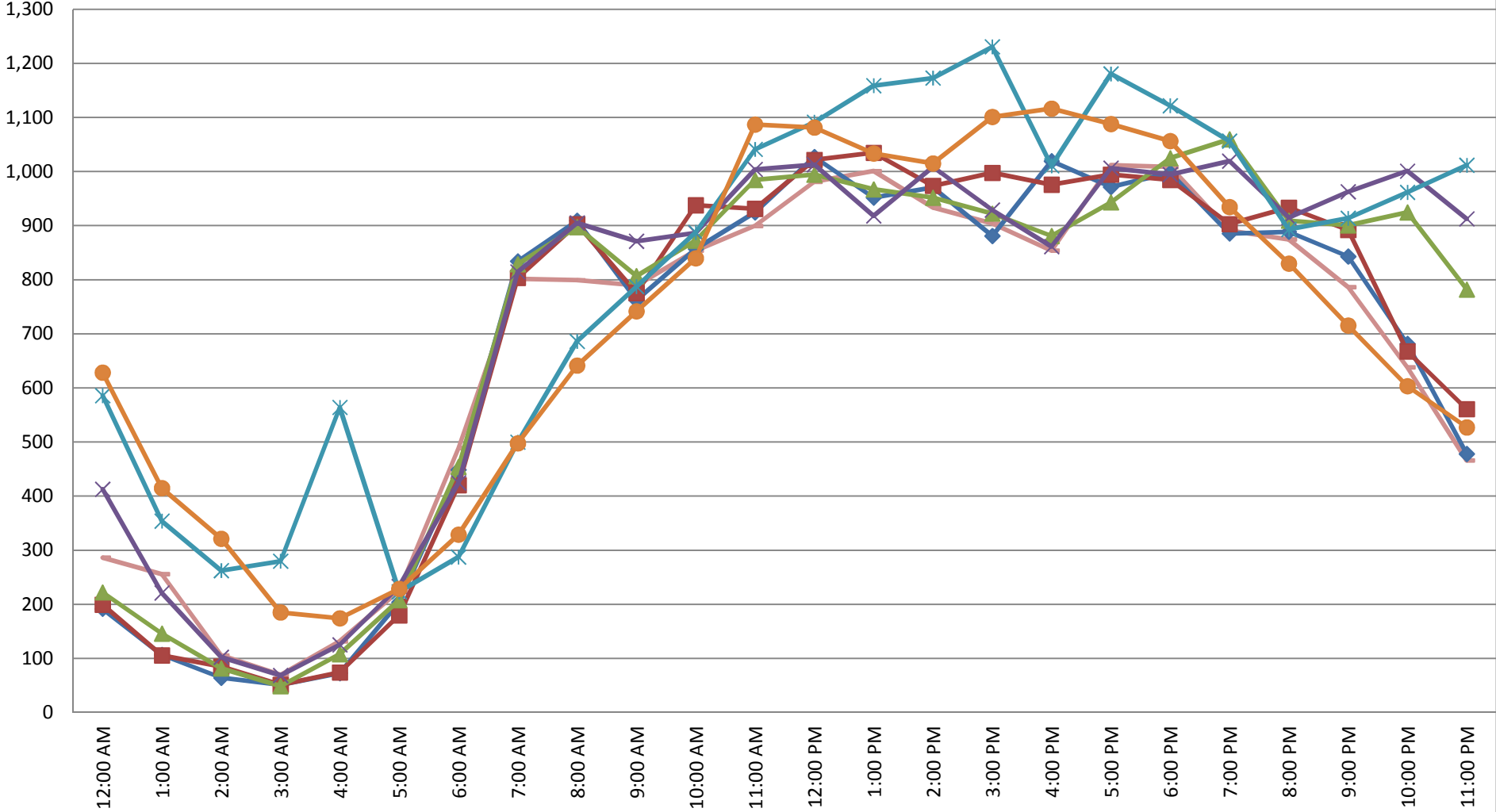
SE 17 Street - SE 10th Ave to Cordova Road - Eastbound

- Monday 10/14/2013 EB
- Tuesday 10/8/2013 EB
- Wednesday 10/9/2013 EB
- Thursday 10/10/2013 EB
- Friday 10/11/2013 EB
- Saturday 10/12/2013 EB
- Sunday 10/13/2013 EB



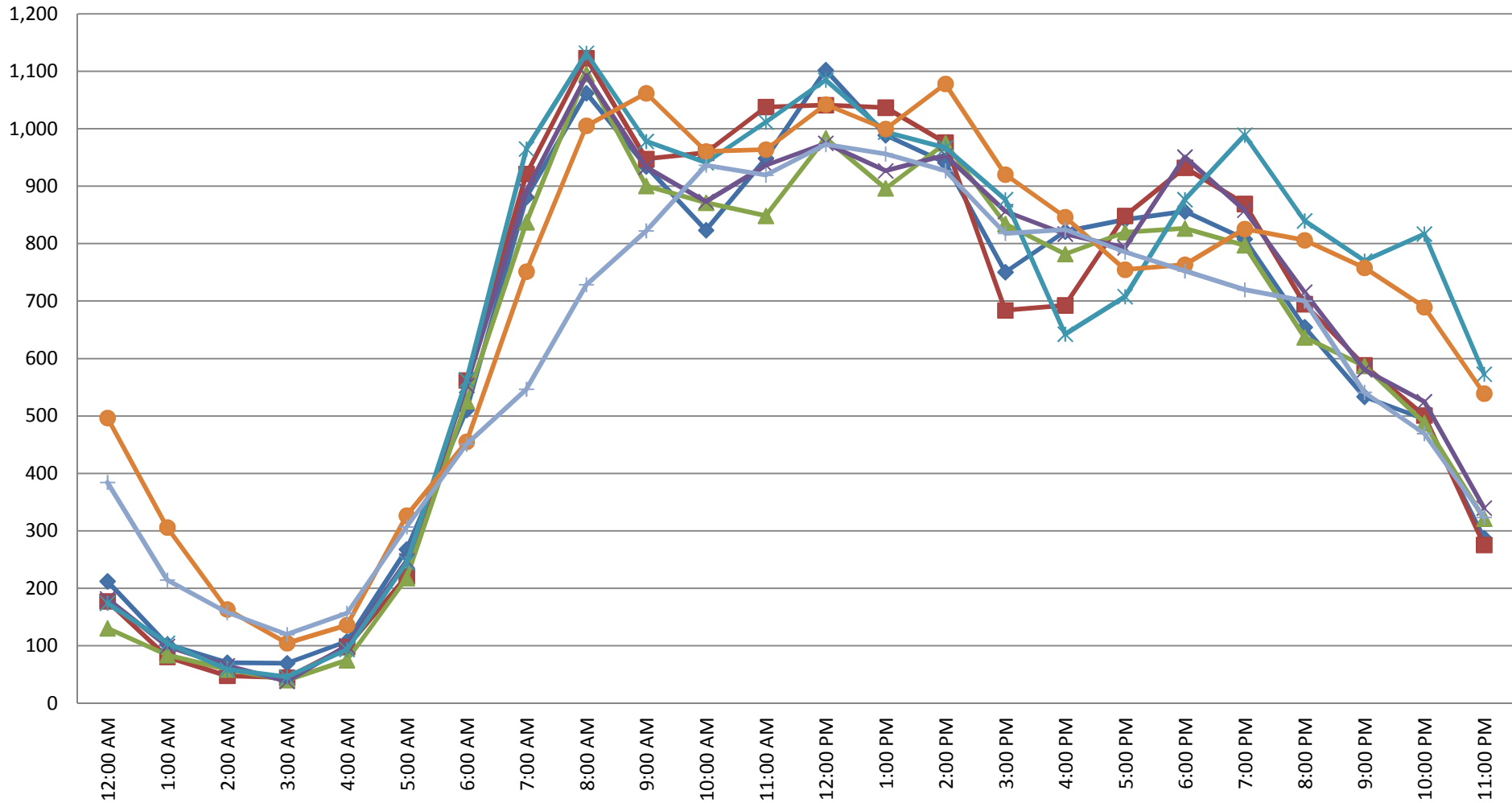
SE 17th Street - SE 10th Ave to Cordova Road - Westbound

Monday 10/14/2013 WB Tuesday 10/8/2013 WB Wednesday 10/9/2013 WB Thursday 10/10/2013 WB
Friday 10/11/2013 WB Saturday 10/12/2013 WB Sunday 10/13/2013 WB



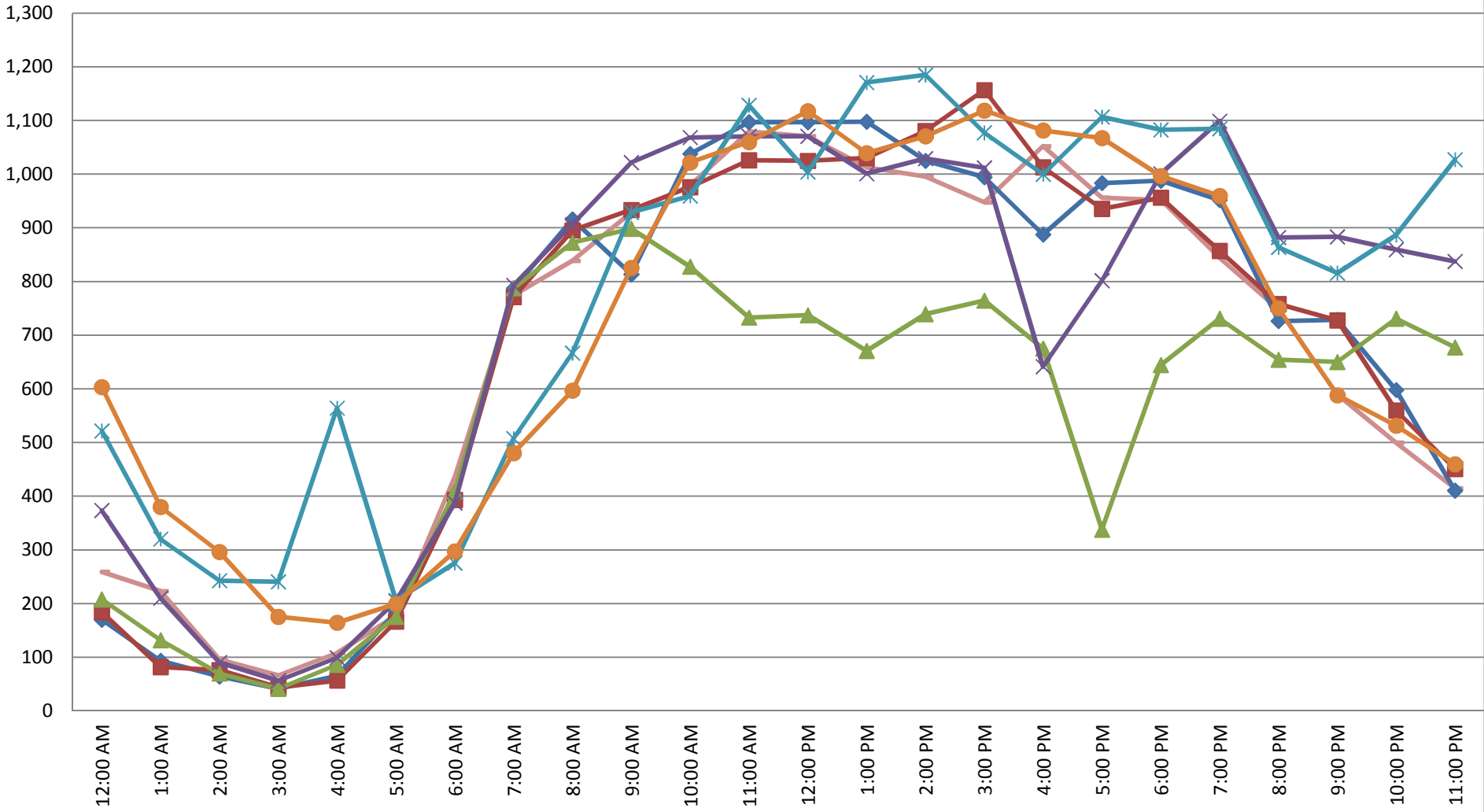
SE 17 Street - Cordova Road to Eisenhower Blvd. - Eastbound

- ◆ Monday 10/14/2013 EB
- Tuesday 10/8/2013 EB
- ▲ Wednesday 10/9/2013 EB
- ✕ Thursday 10/10/2013 EB
- ✧ Friday 10/11/2013 EB
- Saturday 10/12/2013 EB
- Sunday 10/13/2013 EB



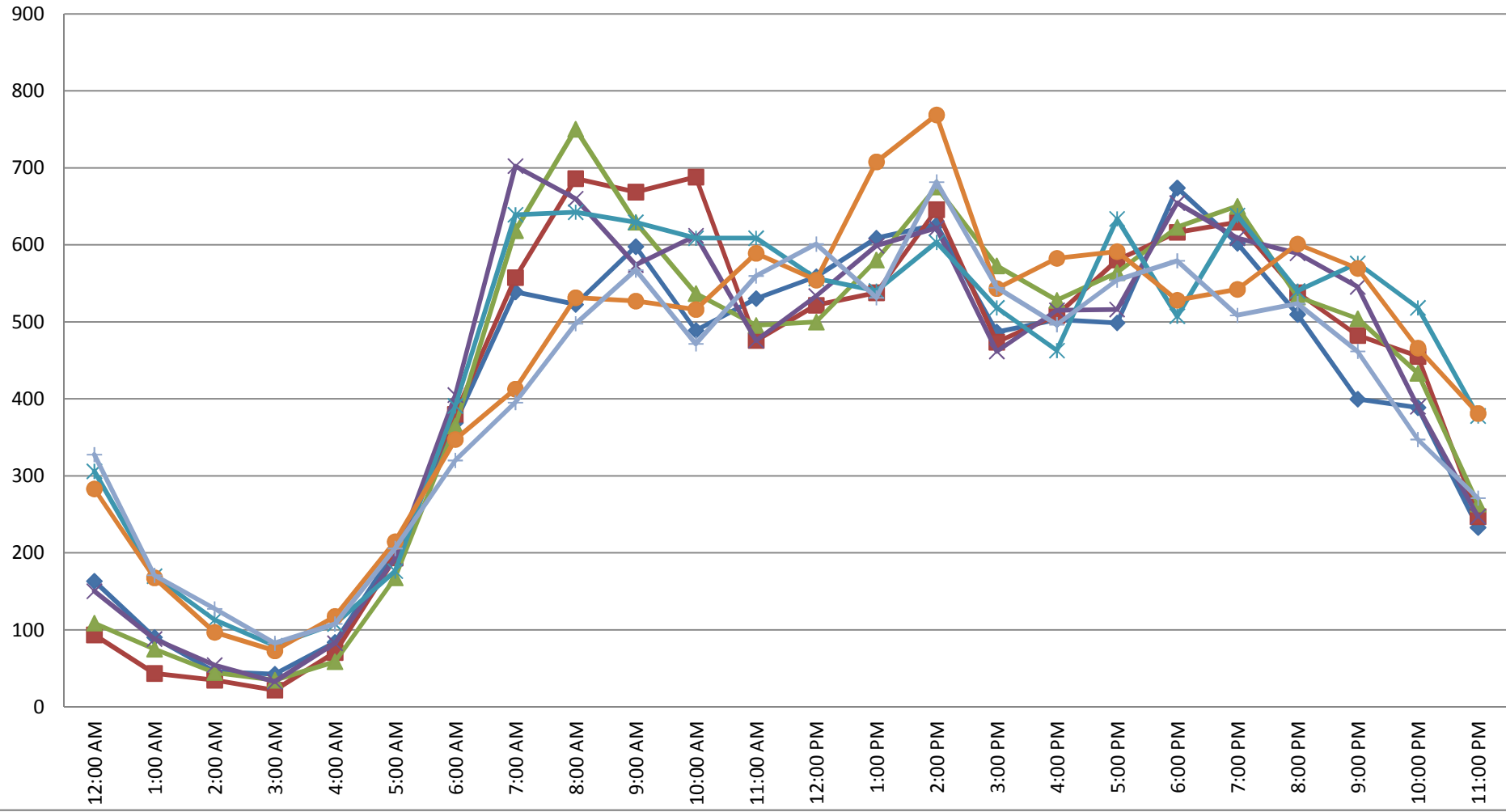
SE 17th Street - Cordova Road to Eisenhower Blvd. - Westbound

Monday 10/14/2013 WB Tuesday 10/8/2013 WB Wednesday 10/9/2013 WB Thursday 10/10/2013 WB
Friday 10/11/2013 WB Saturday 10/12/2013 WB Sunday 10/13/2013 WB



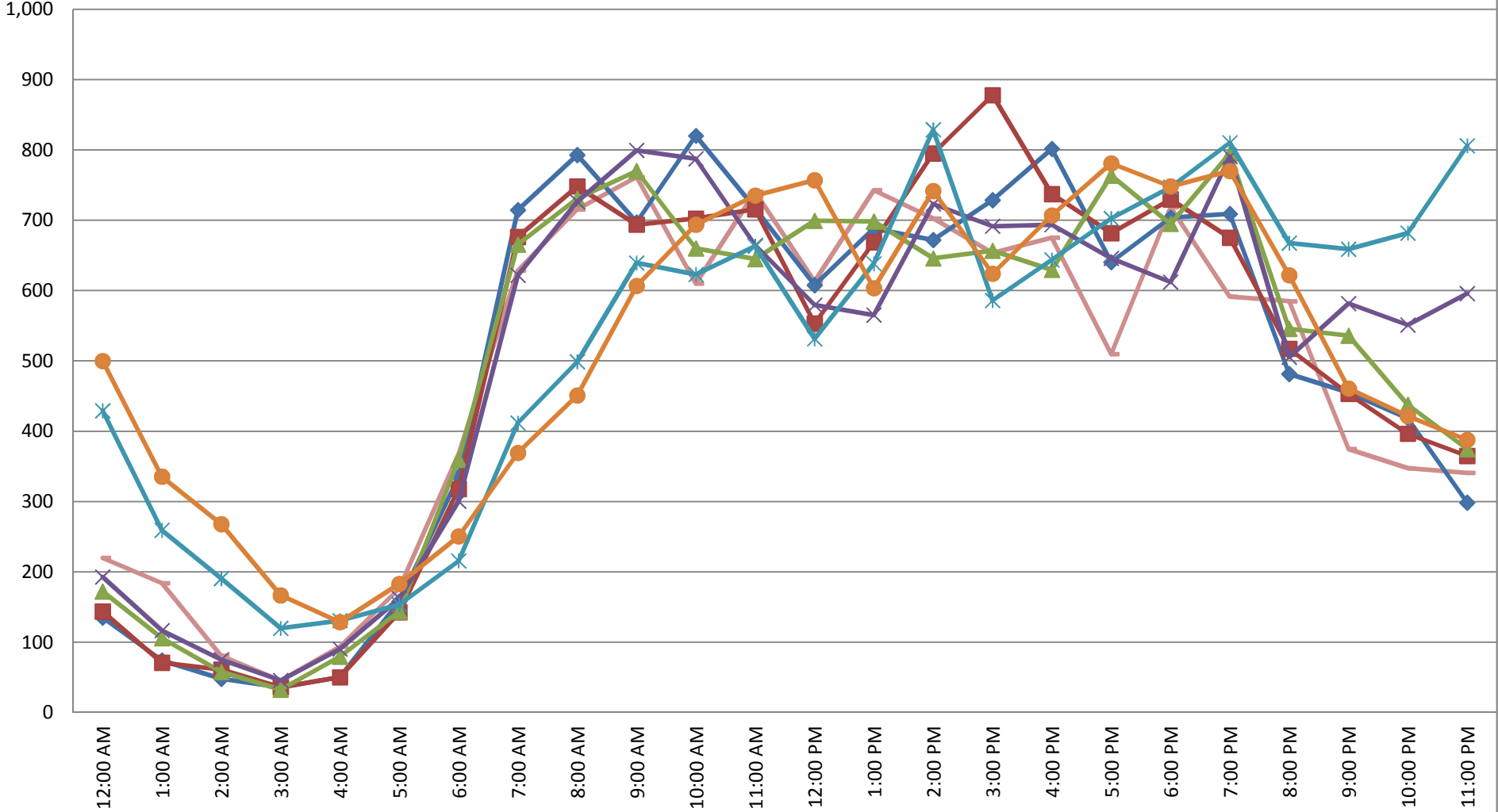
SE 17 Street - Eisenhower Blvd. to SE 23rd Ave - Eastbound

- ◆ Monday 10/14/2013 EB
- Tuesday 10/8/2013 EB
- ▲ Wednesday 10/9/2013 EB
- ✕ Thursday 10/10/2013 EB
- ✧ Friday 10/11/2013 EB
- Saturday 10/12/2013 EB
- ◆ Sunday 10/13/2013 EB



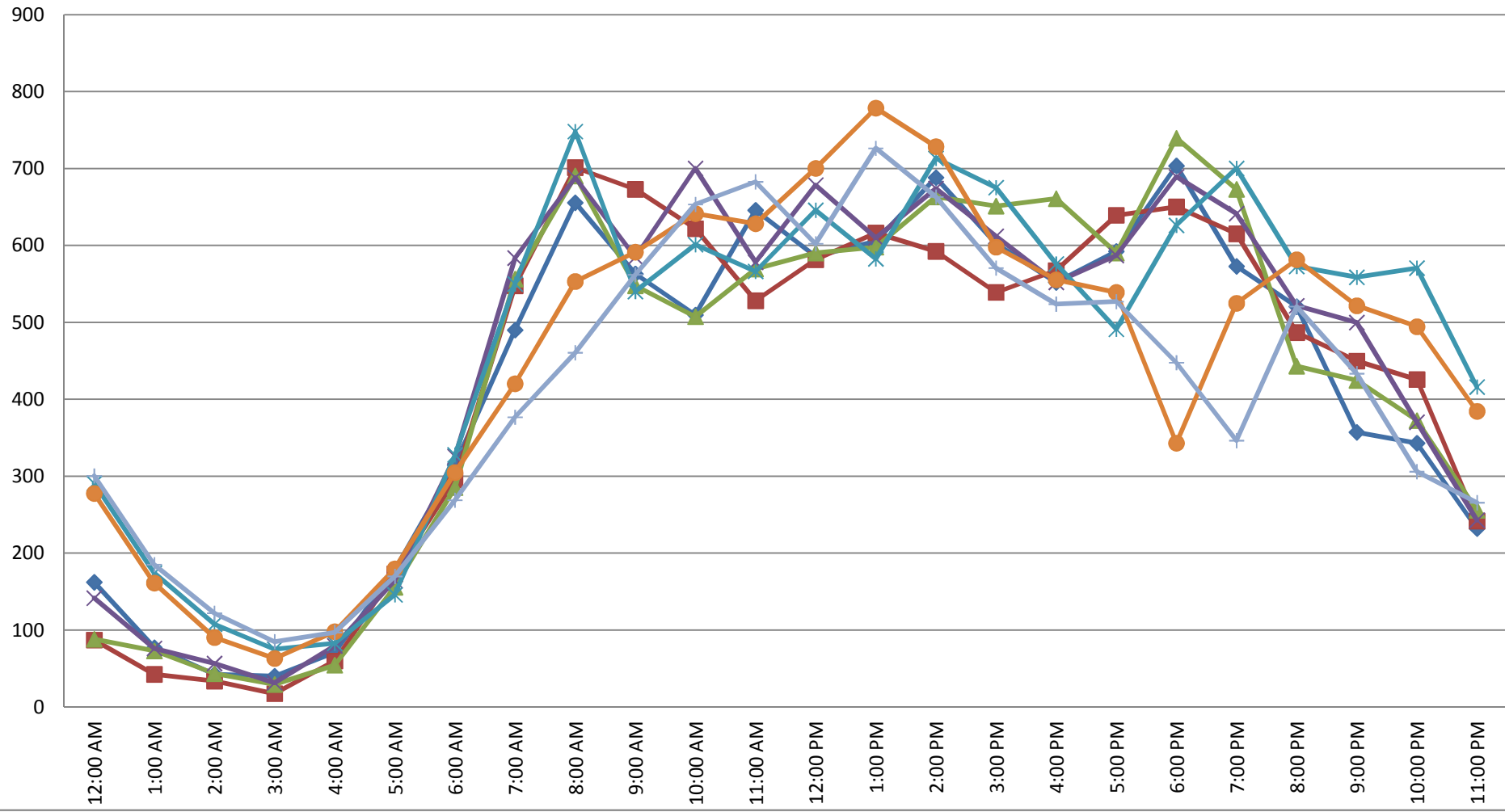
SE 17th Street - Eisenhower Blvd. to SE 23rd Ave - Westbound

Monday 10/14/2013 WB Tuesday 10/8/2013 WB Wednesday 10/9/2013 WB Thursday 10/10/2013 WB
Friday 10/11/2013 WB Saturday 10/12/2013 WB Sunday 10/13/2013 WB



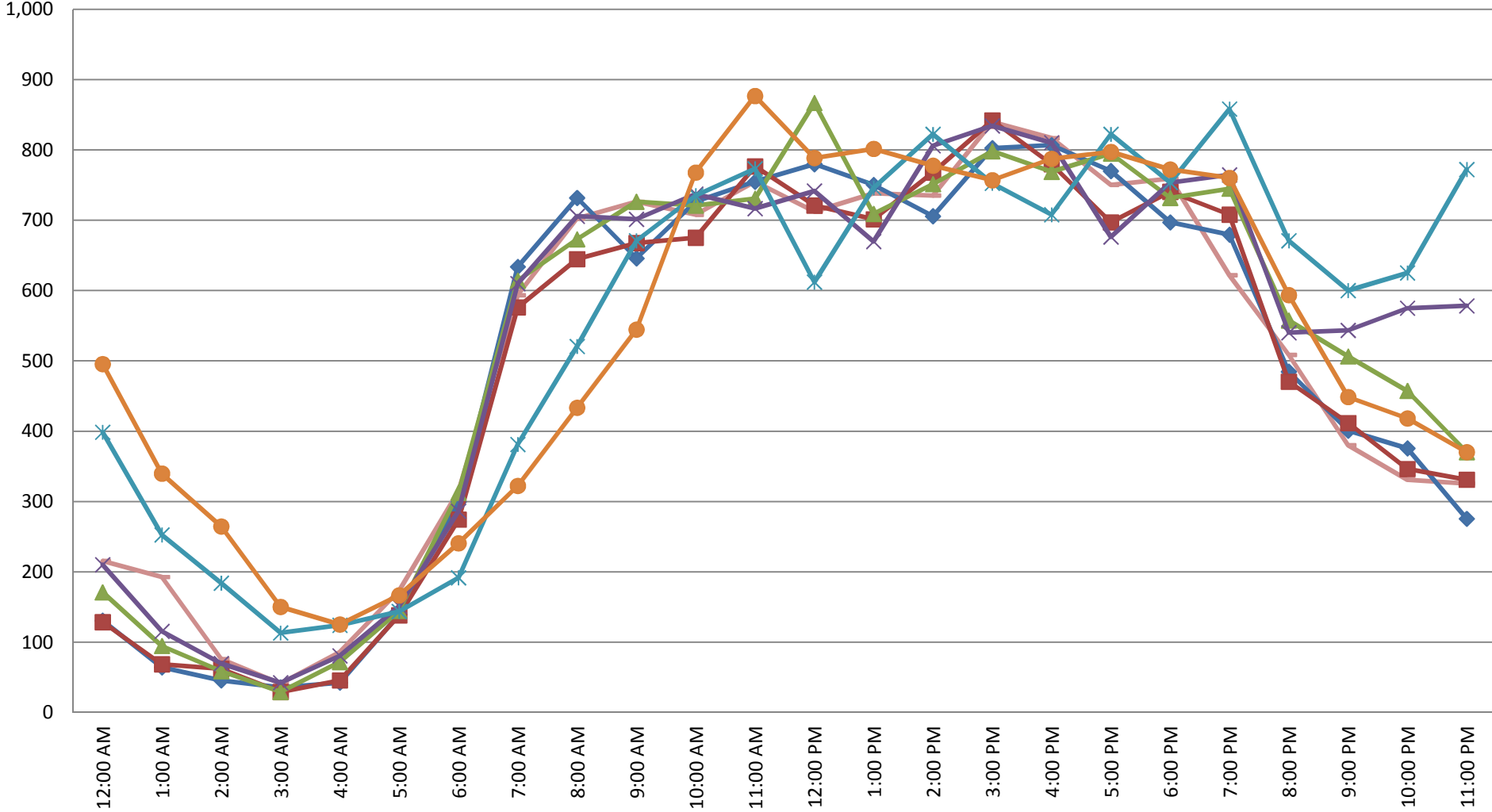
SR A1A - SE 23rd Ave to Harbor Drive - Eastbound

- ◆ Monday 10/14/2013 EB
- Tuesday 10/8/2013 EB
- ▲ Wednesday 10/9/2013 EB
- ✕ Thursday 10/10/2013 EB
- ✧ Friday 10/11/2013 EB
- Saturday 10/12/2013 EB
- ✚ Sunday 10/13/2013 EB



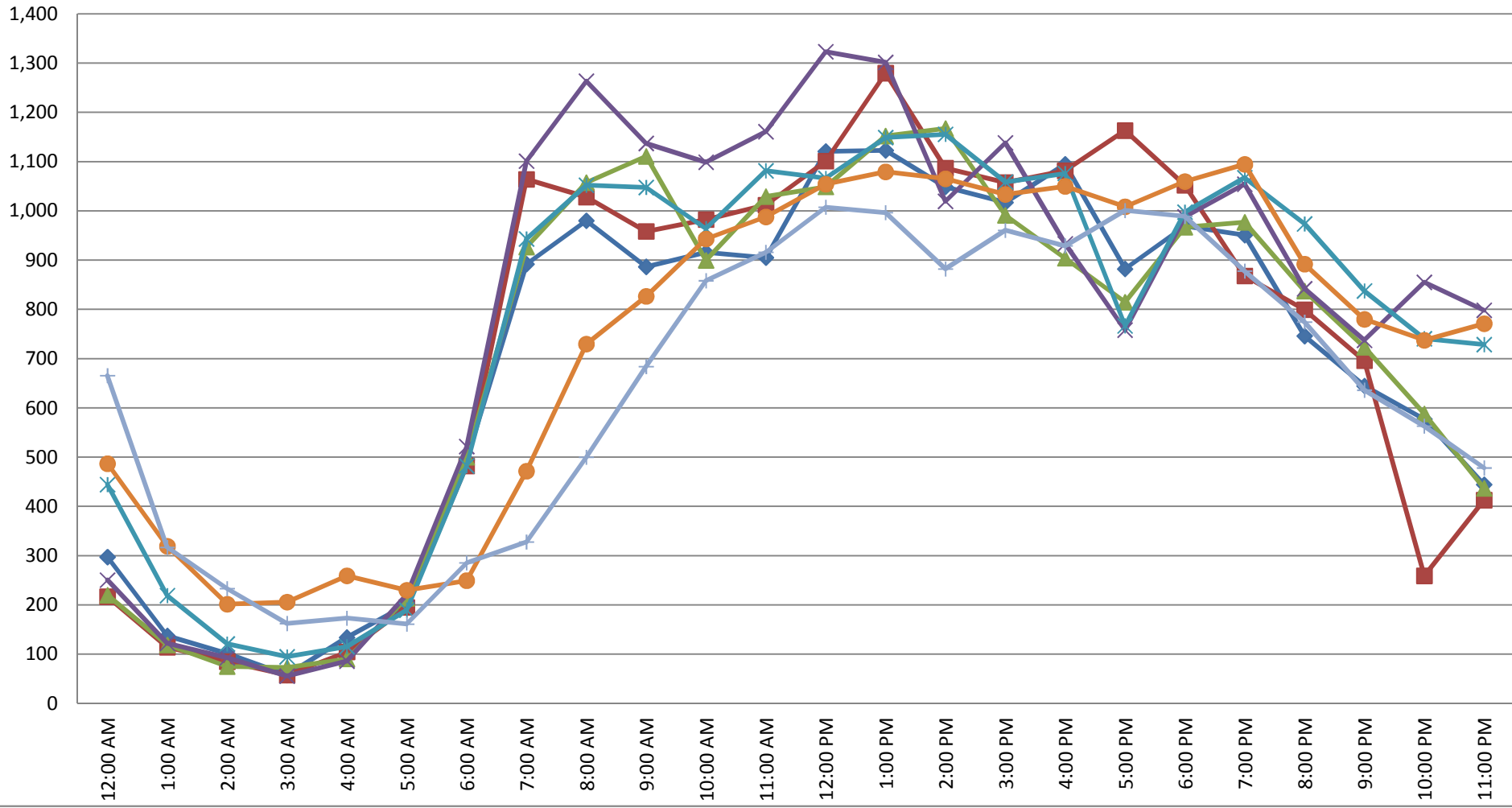
SR A1A - SE 23rd Ave to Harbor Drive - Westbound

Monday 10/14/2013 WB Tuesday 10/8/2013 WB Wednesday 10/9/2013 WB Thursday 10/10/2013 WB
Friday 10/11/2013 WB Saturday 10/12/2013 WB Sunday 10/13/2013 WB



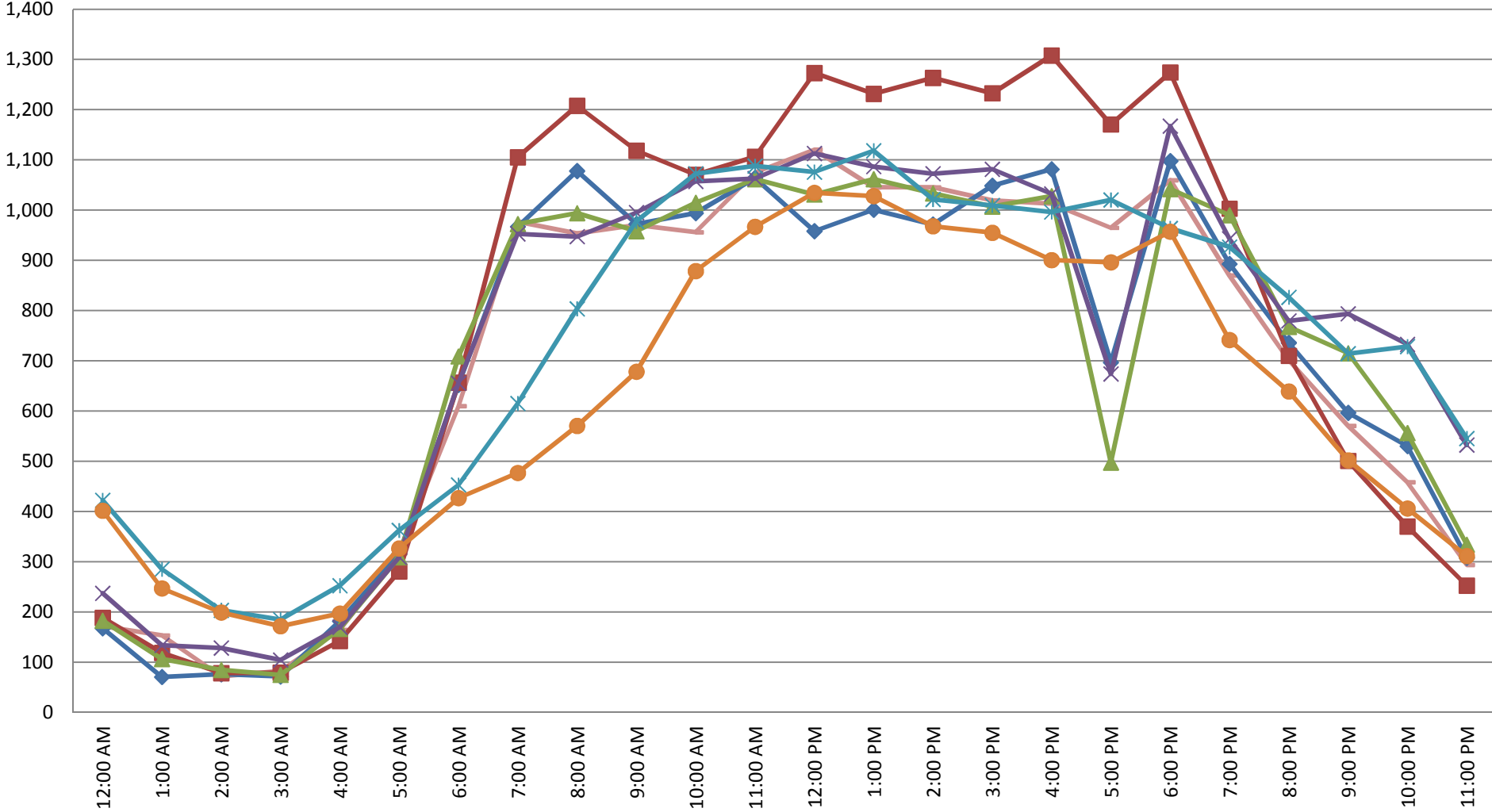
Federal Hwy N of SE 17 Street-Northbound

- ◆ Monday 10/14/2013 NB
- Tuesday 10/8/2013 NB
- ▲ Wednesday 10/9/2013 NB
- ✕ Thursday 10/10/2013 NB
- ✧ Friday 10/11/2013 NB
- Saturday 10/12/2013 NB
- ◆ Sunday 10/13/2013 NB



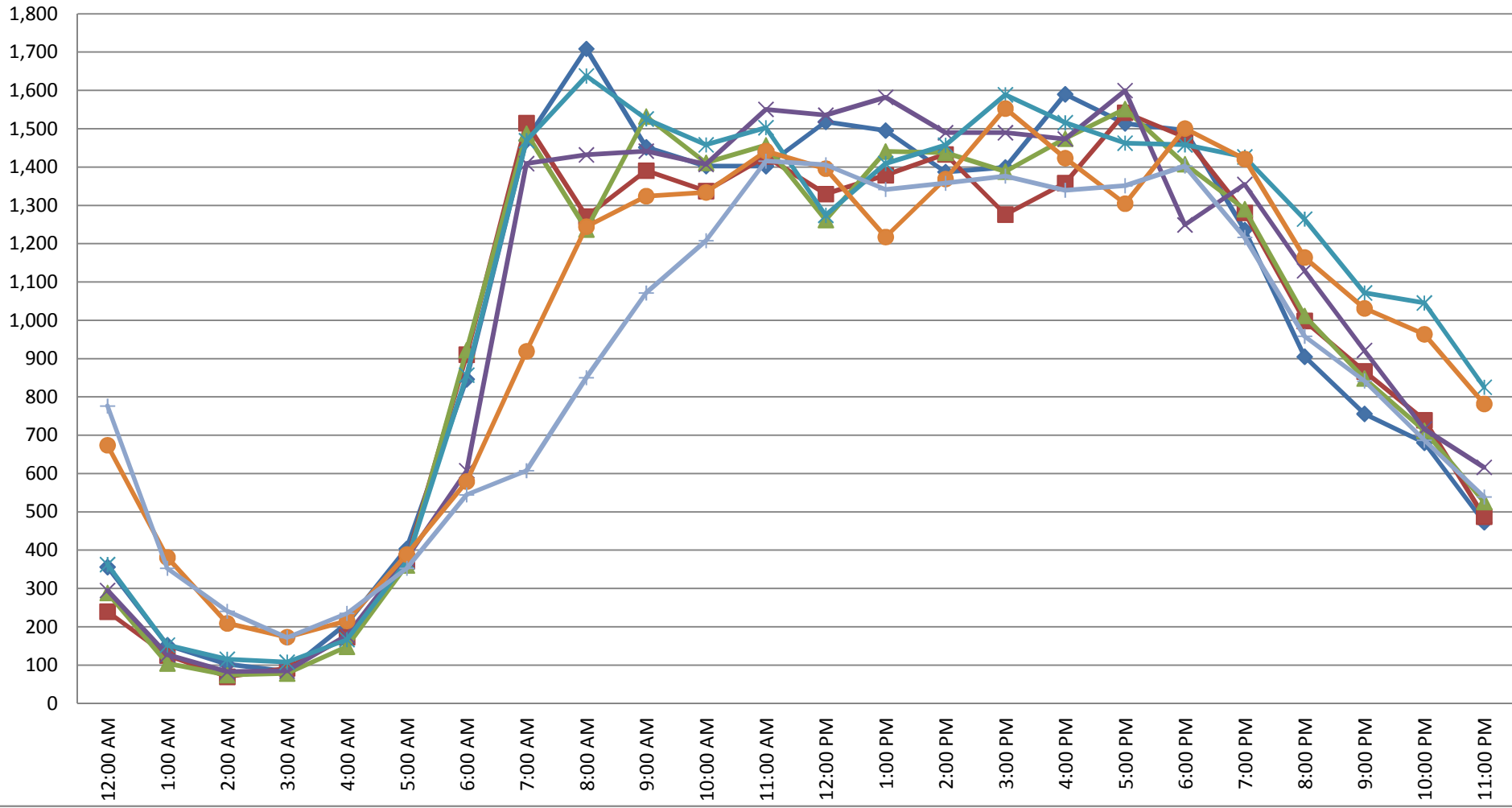
Federal Hwy N of SE 17 Street-Southbound

- Monday 10/14/2013 SB
- Tuesday 10/8/2013 SB
- Wednesday 10/9/2013 SB
- Thursday 10/10/2013 SB
- Friday 10/11/2013 SB
- Saturday 10/12/2013 SB
- Sunday 10/13/2013 SB



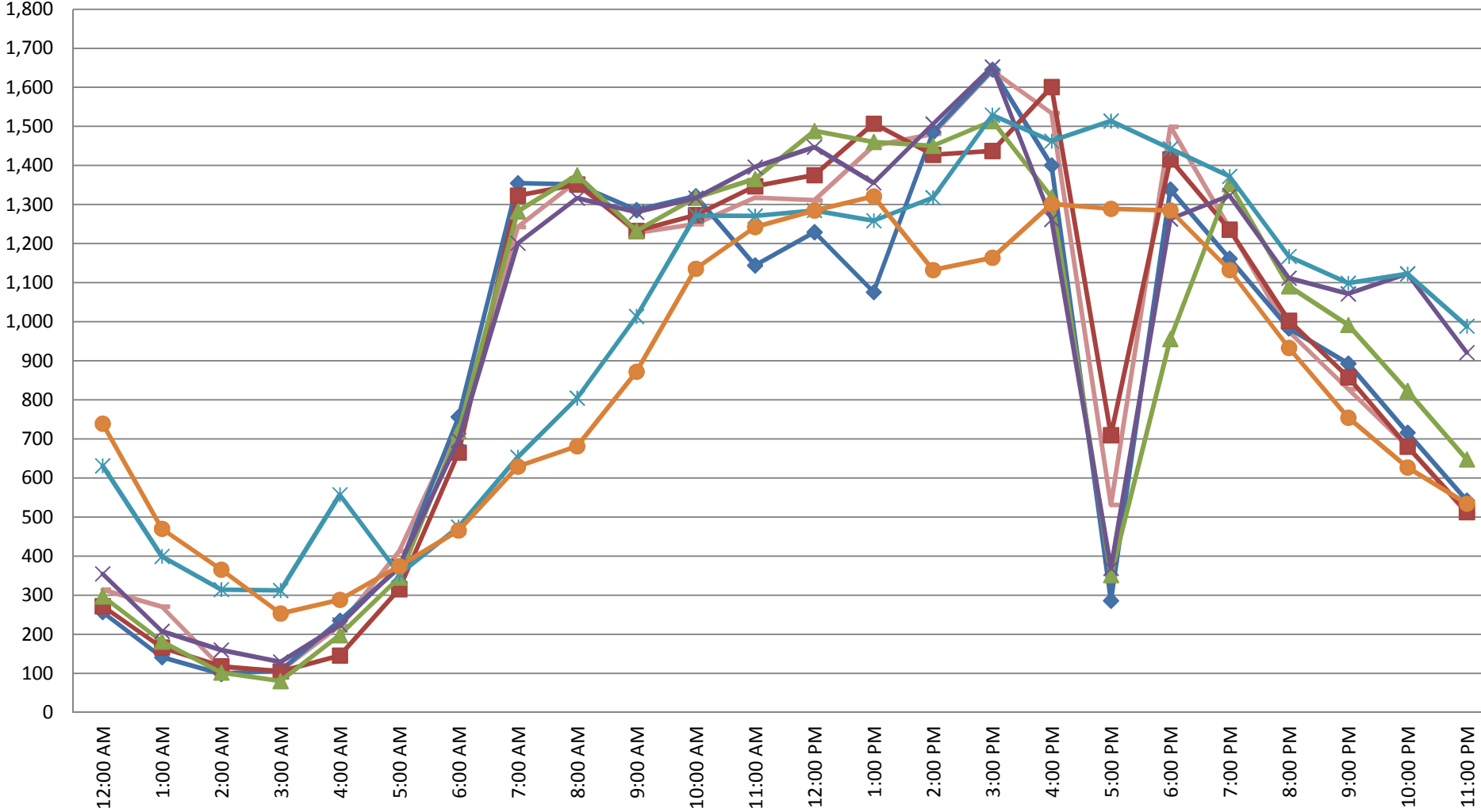
Federal Hwy SE 17 to SR-84 - Northbound

◆ Monday 10/14/2013 NB
 ■ Tuesday 10/15/2013 NB
 ▲ Wednesday 10/16/2013 NB
 ✕ Thursday 10/10/2013 NB
✱ Friday 10/11/2013 NB
 ● Saturday 10/12/2013 NB
 + Sunday 10/13/2013 NB



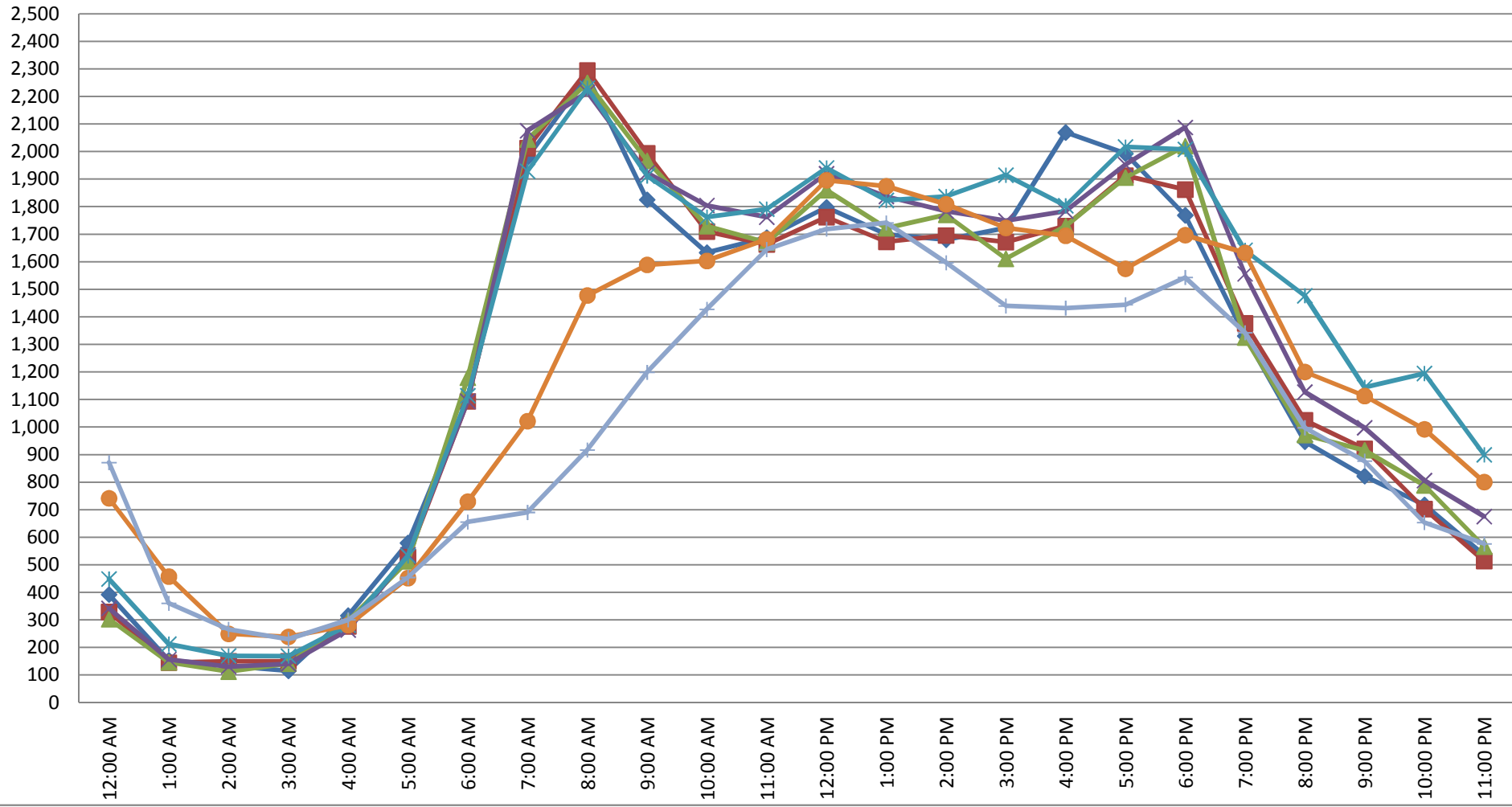
Federal Hwy SE 17 to SR-84 - Southbound

- Monday 10/14/2013 SB
- Thursday 10/10/2013 SB
- Sunday 10/13/2013 SB
- Tuesday 10/15/2013 SB
- Friday 10/11/2013 SB
- Wednesday 10/16/2013 SB
- Saturday 10/12/2013 SB



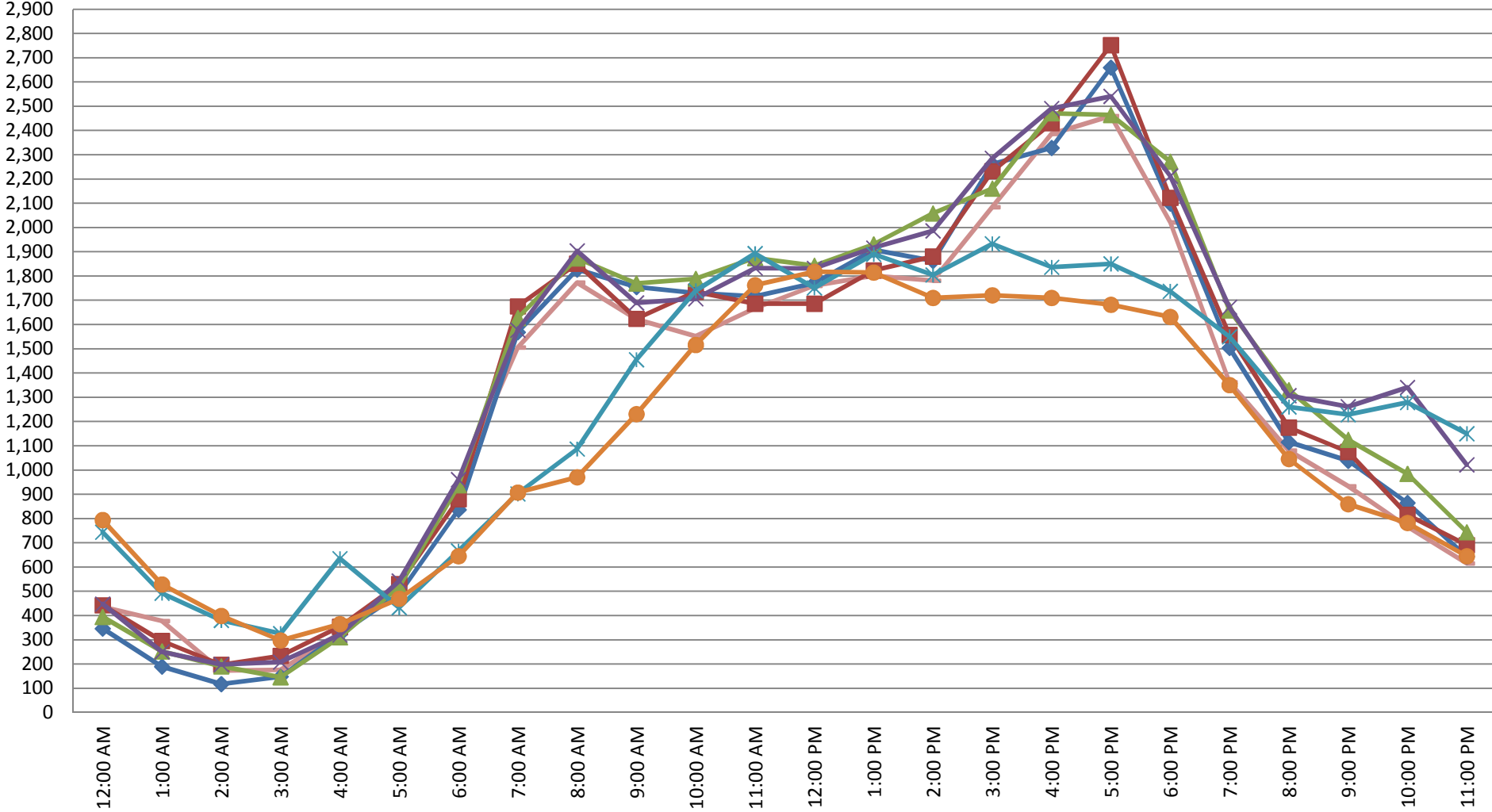
Federal Hwy 1st link S of SR 84 - Northbound

- ◆ Monday 10/14/2013 NB
- Tuesday 10/8/2013 NB
- ▲ Wednesday 10/9/2013 NB
- × Thursday 10/10/2013 NB
- ✧ Friday 10/11/2013 NB
- Saturday 10/12/2013 NB
- ◆ Sunday 10/13/2013 NB



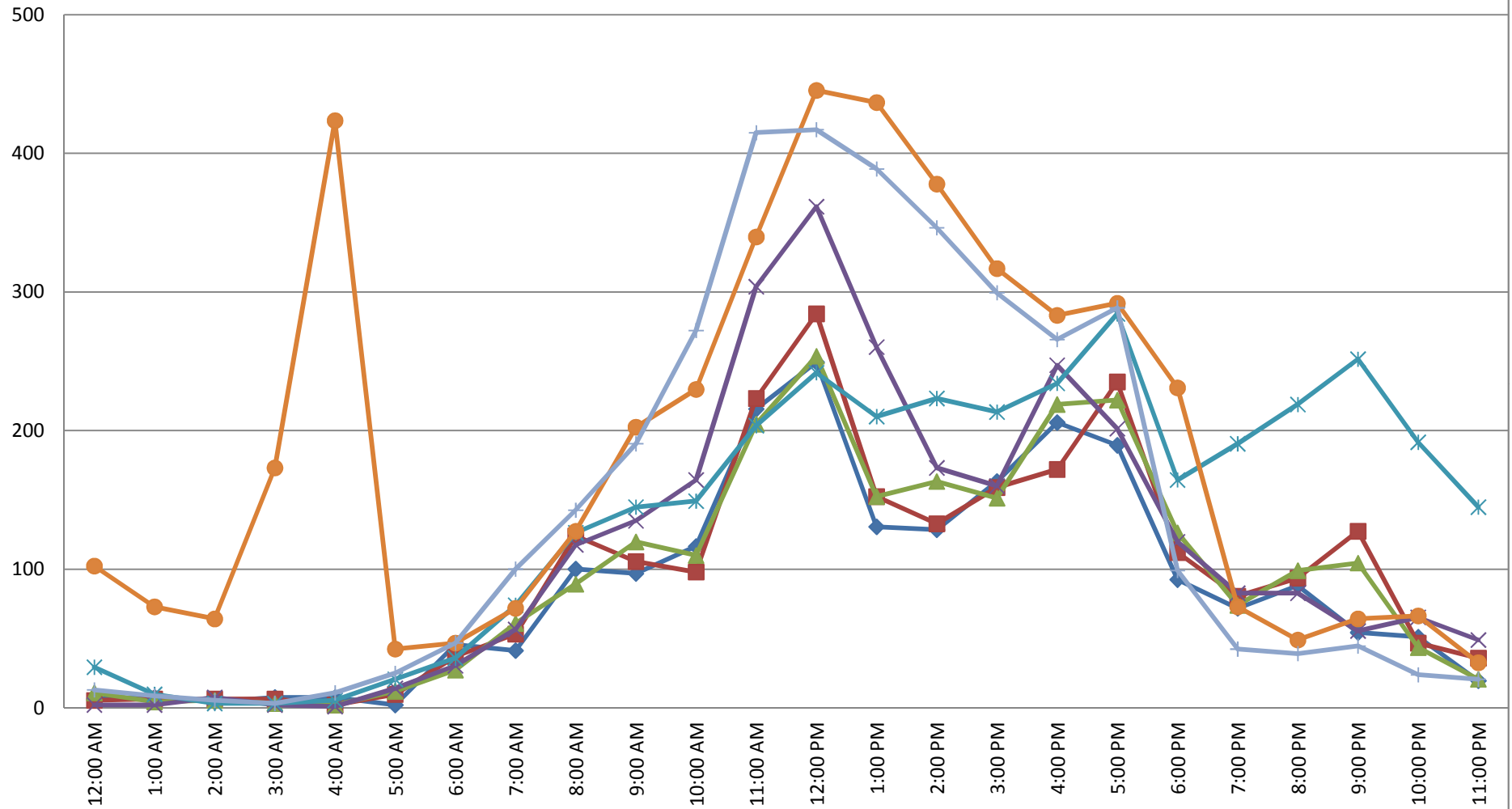
Federal Hwy 1st Link S of SR 84-Southbound

Monday 10/14/2013 SB Tuesday 10/8/2013 SB Wednesday 10/9/2013 SB Thursday 10/10/2013 SB
Friday 10/11/2013 SB Saturday 10/12/2013 SB Sunday 10/13/2013 SB



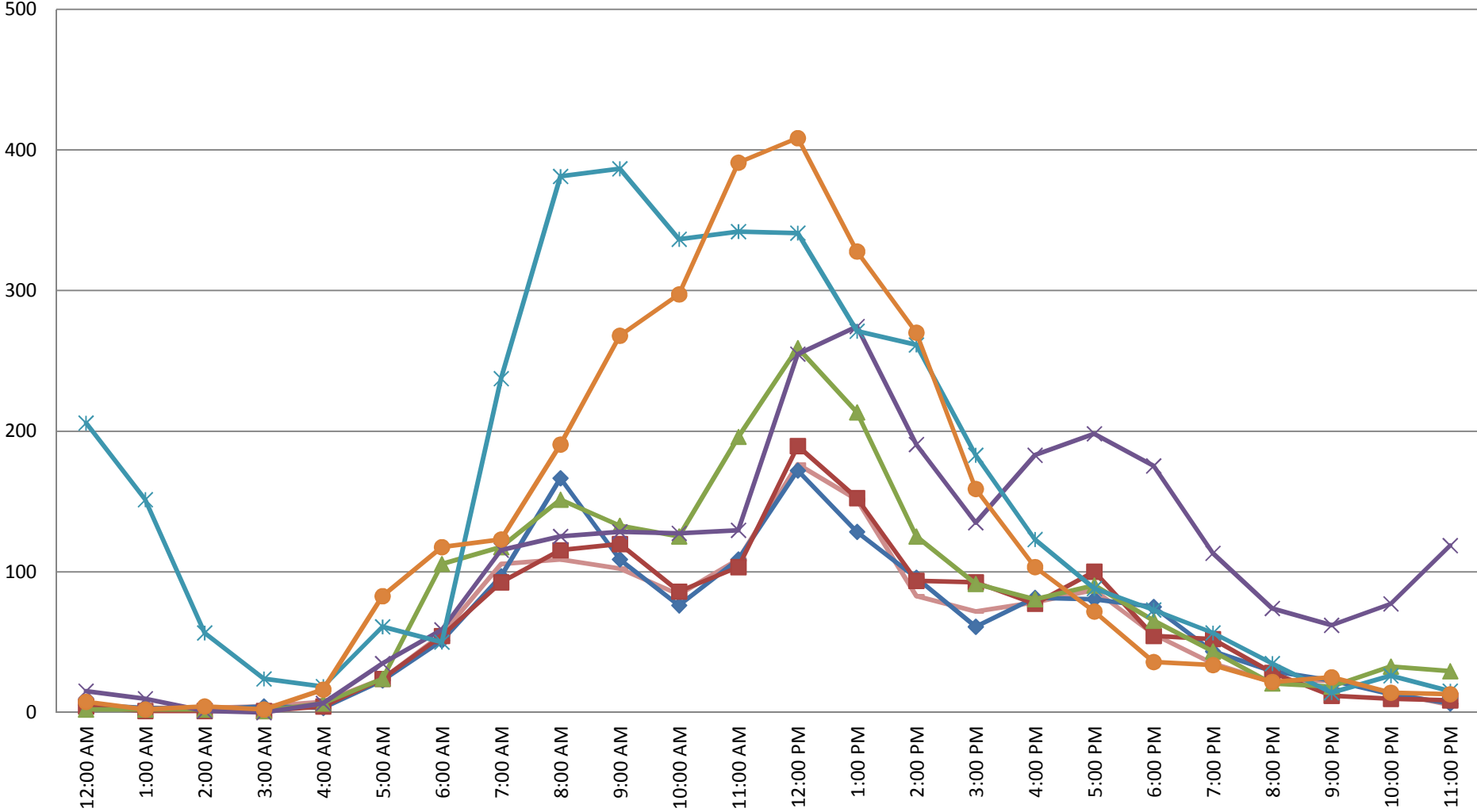
Eisenhower Blvd btwn SE 17 St to SE 18 St - Northbound

- ◆ Monday 10/14/2013 NB
- Tuesday 10/8/2013 NB
- ▲ Wednesday 10/9/2013 NB
- × Thursday 10/10/2013 NB
- * Friday 10/11/2013 NB
- Saturday 10/12/2013 NB
- ◆ Sunday 10/13/2013 NB



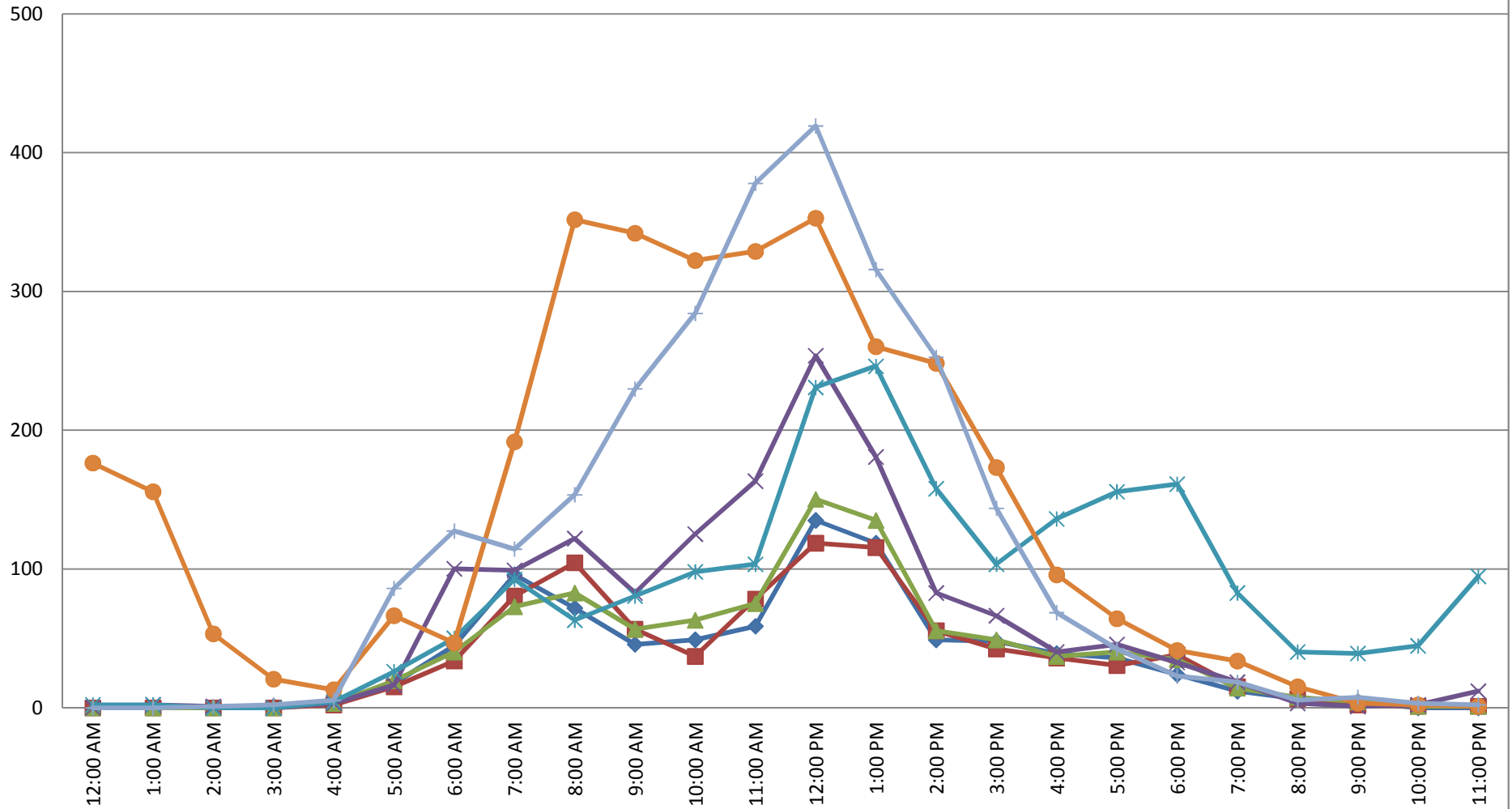
Eisenhower Blvd btwn SE 17 St to SE 18 St - Southbound

Monday 10/14/2013 SB Tuesday 10/8/2013 SB Wednesday 10/9/2013 SB Thursday 10/10/2013 SB
Friday 10/11/2013 SB Saturday 10/12/2013 SB Sunday 10/13/2013 SB



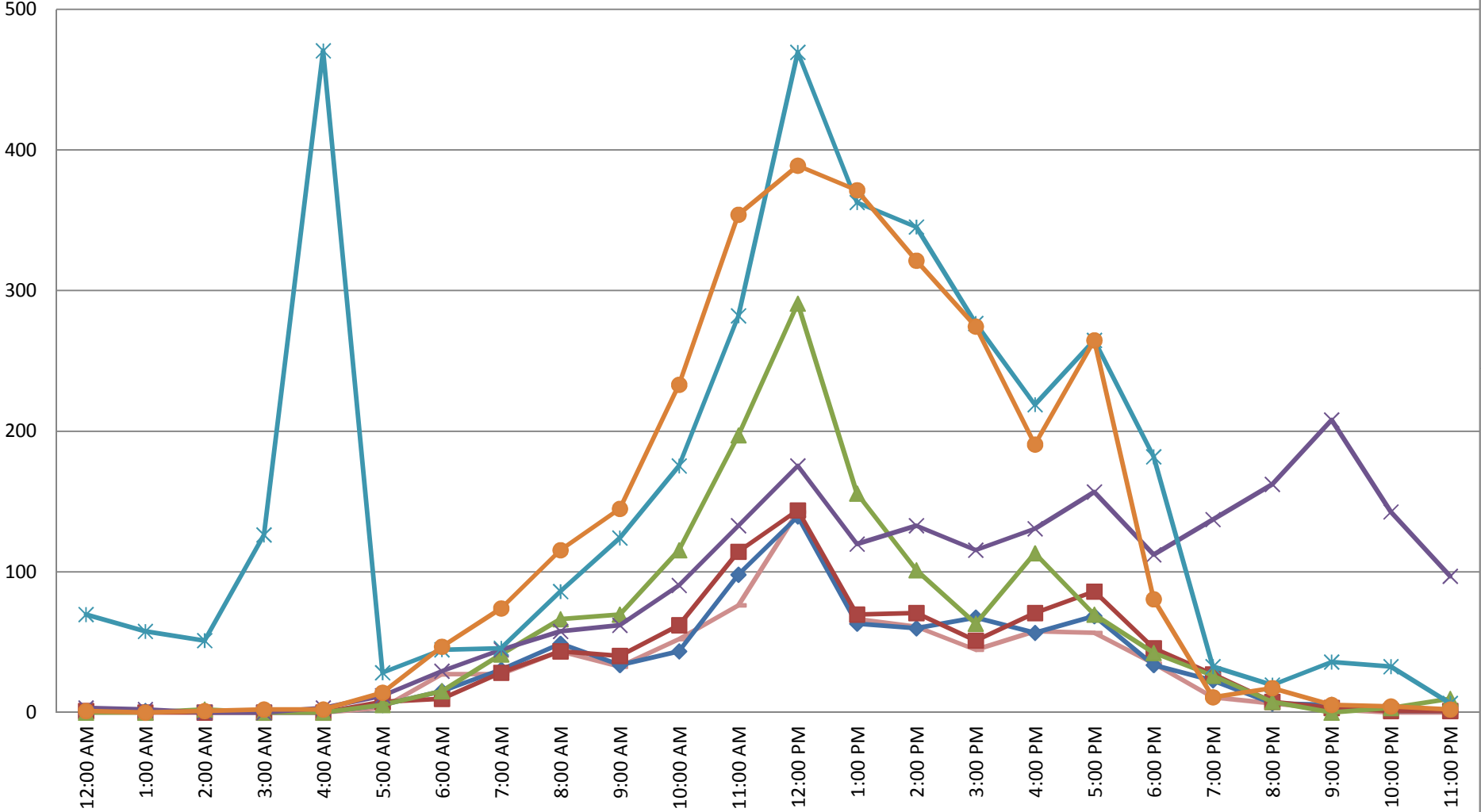
Eisenhower Blvd btwn SE 18 St to SE 20 St - Northbound

- ◆ Monday 10/14/2013 NB
- Tuesday 10/8/2013 NB
- ▲ Wednesday 10/9/2013 NB
- ✕ Thursday 10/10/2013 NB
- ✱ Friday 10/11/2013 NB
- Saturday 10/12/2013 NB
- ◆ Sunday 10/13/2013 NB



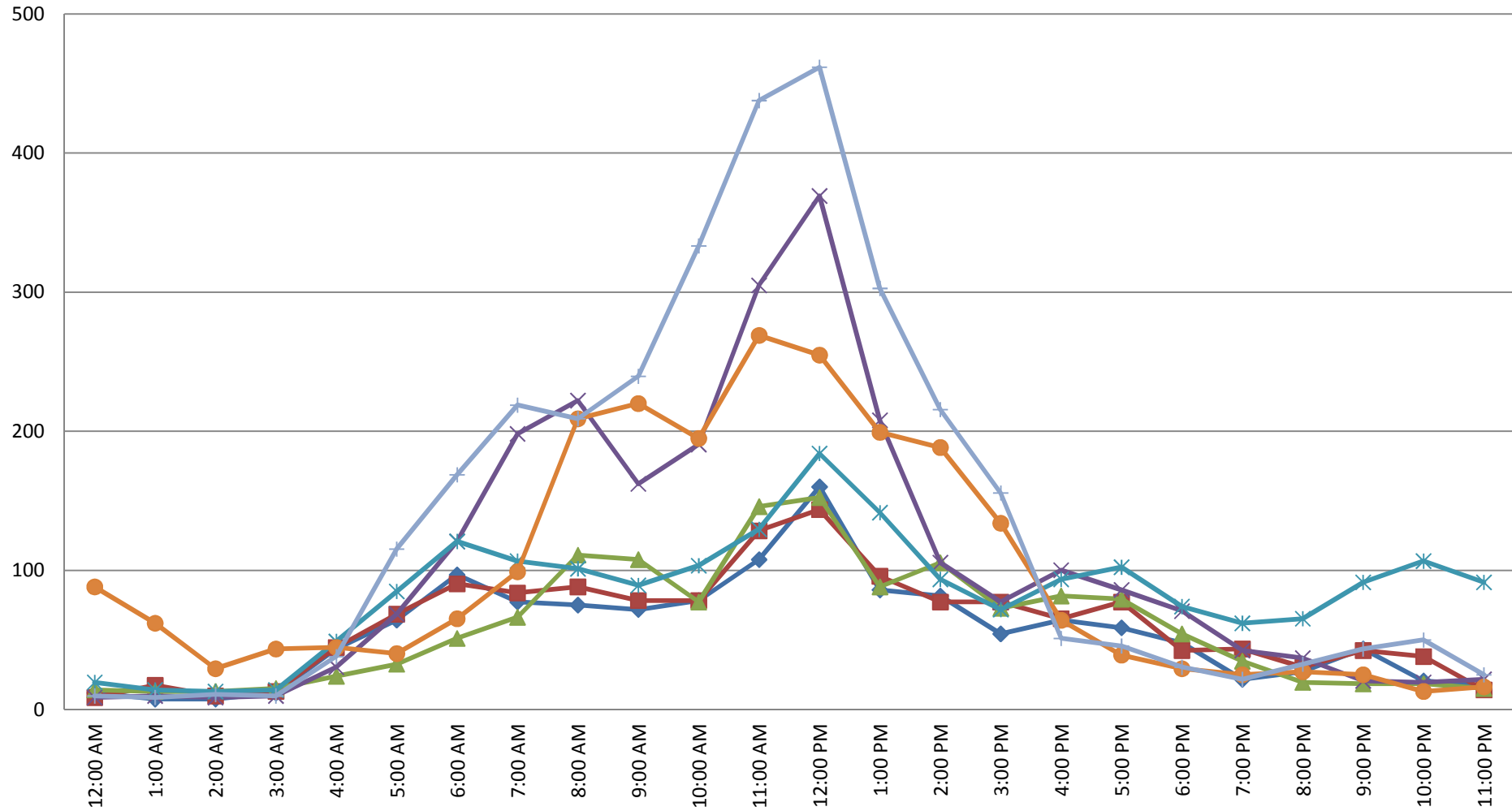
Eisenhower Blvd btwn SE 18 St to SE 20 St - Southbound

Monday 10/14/2013 SB Tuesday 10/8/2013 SB Wednesday 10/9/2013 SB Thursday 10/10/2013 SB
Friday 10/11/2013 SB Saturday 10/12/2013 SB Sunday 10/13/2013 SB



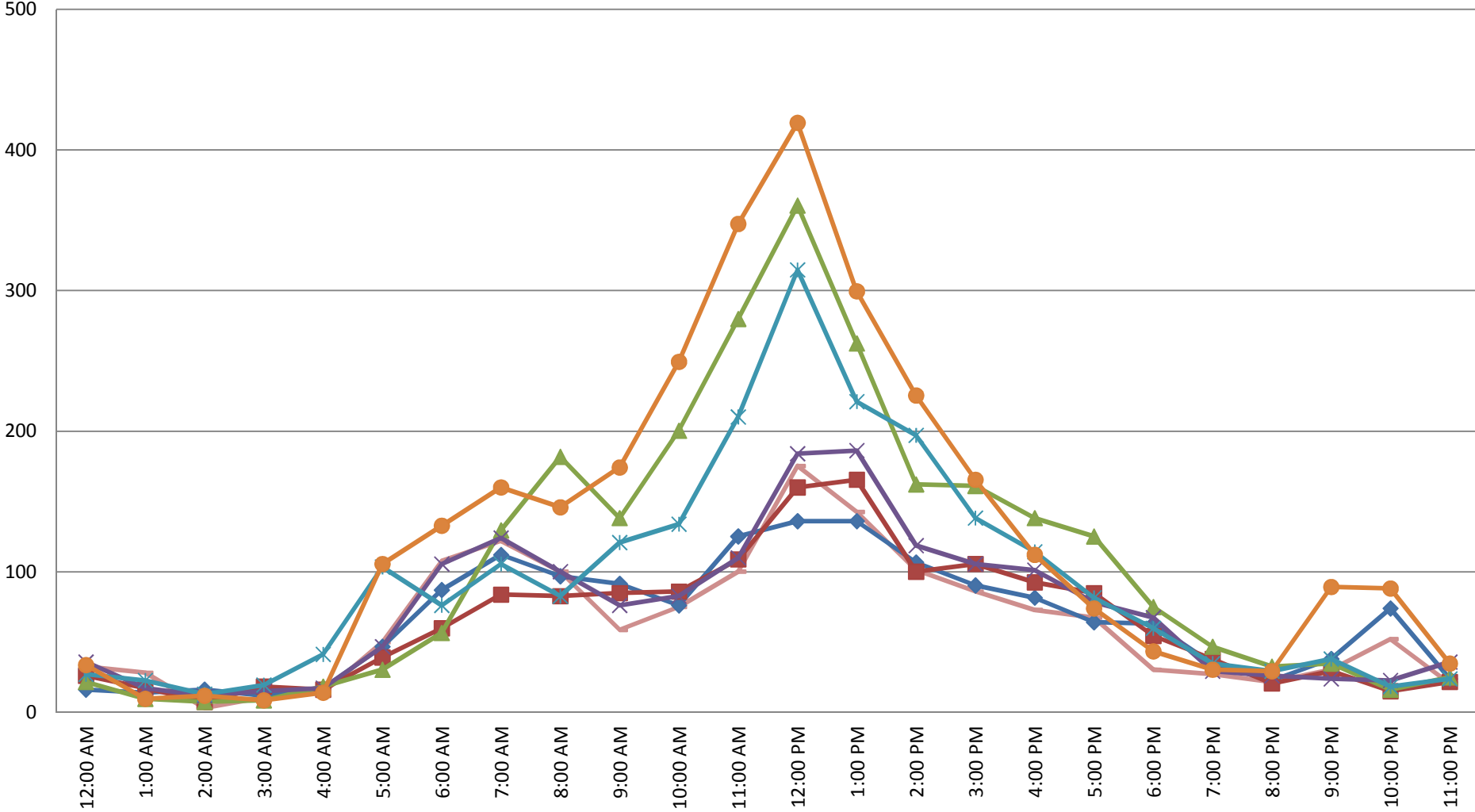
Eisenhower Blvd btwn SE 20 St and Spangler Blvd - Northbound

- ◆ Monday 10/14/2013 NB
- Tuesday 10/8/2013 NB
- ▲ Wednesday 10/9/2013 NB
- ✕ Thursday 10/10/2013 NB
- ✱ Friday 10/11/2013 NB
- Saturday 10/12/2013 NB
- ✚ Sunday 10/13/2013 NB



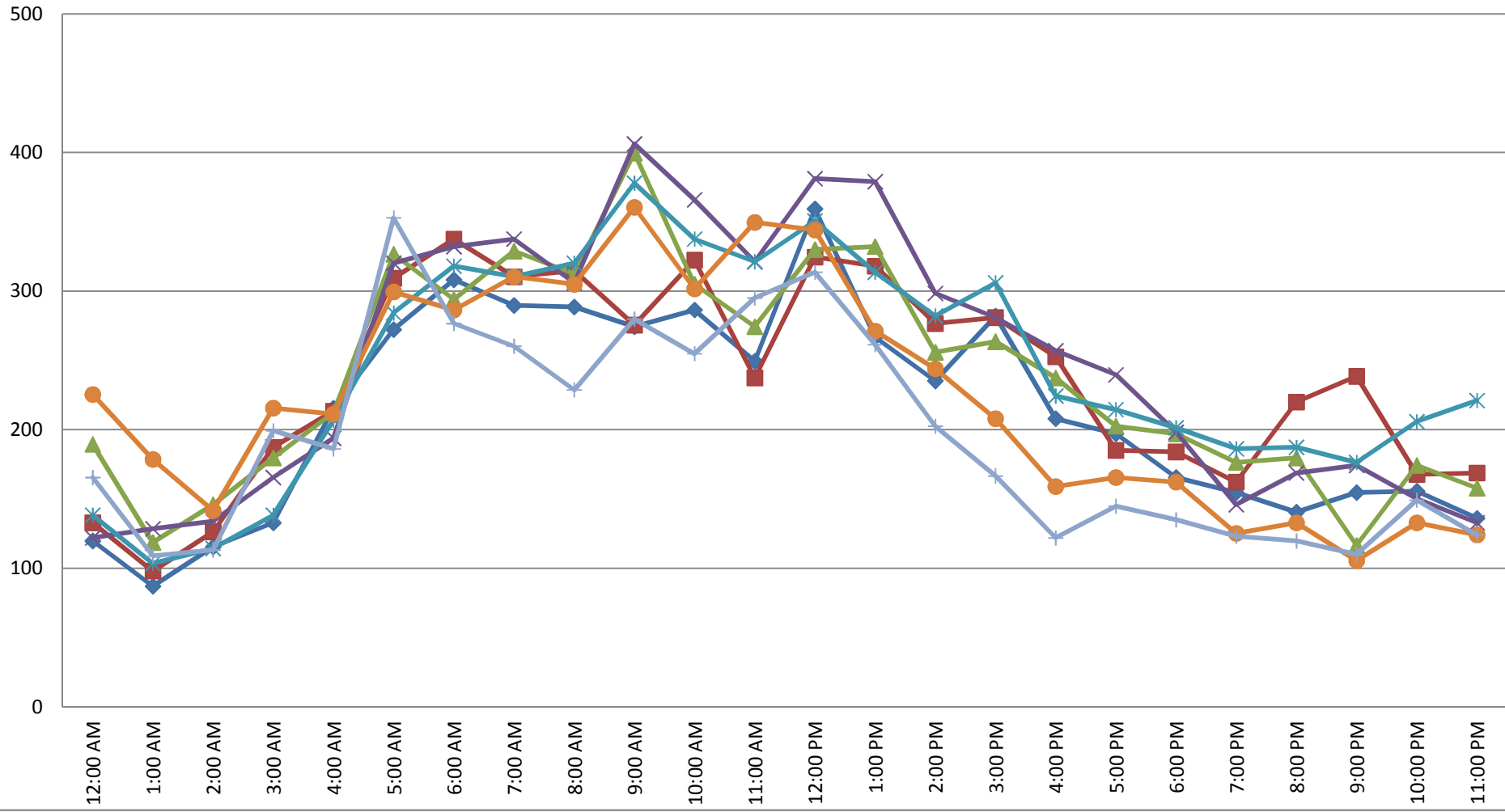
Eisenhower Blvd btwn SE 20 St and Spangler Blvd - Southbound

Monday 10/14/2013 SB Tuesday 10/8/2013 SB Wednesday 10/9/2013 SB Thursday 10/10/2013 SB
Friday 10/11/2013 SB Saturday 10/12/2013 SB Sunday 10/13/2013 SB



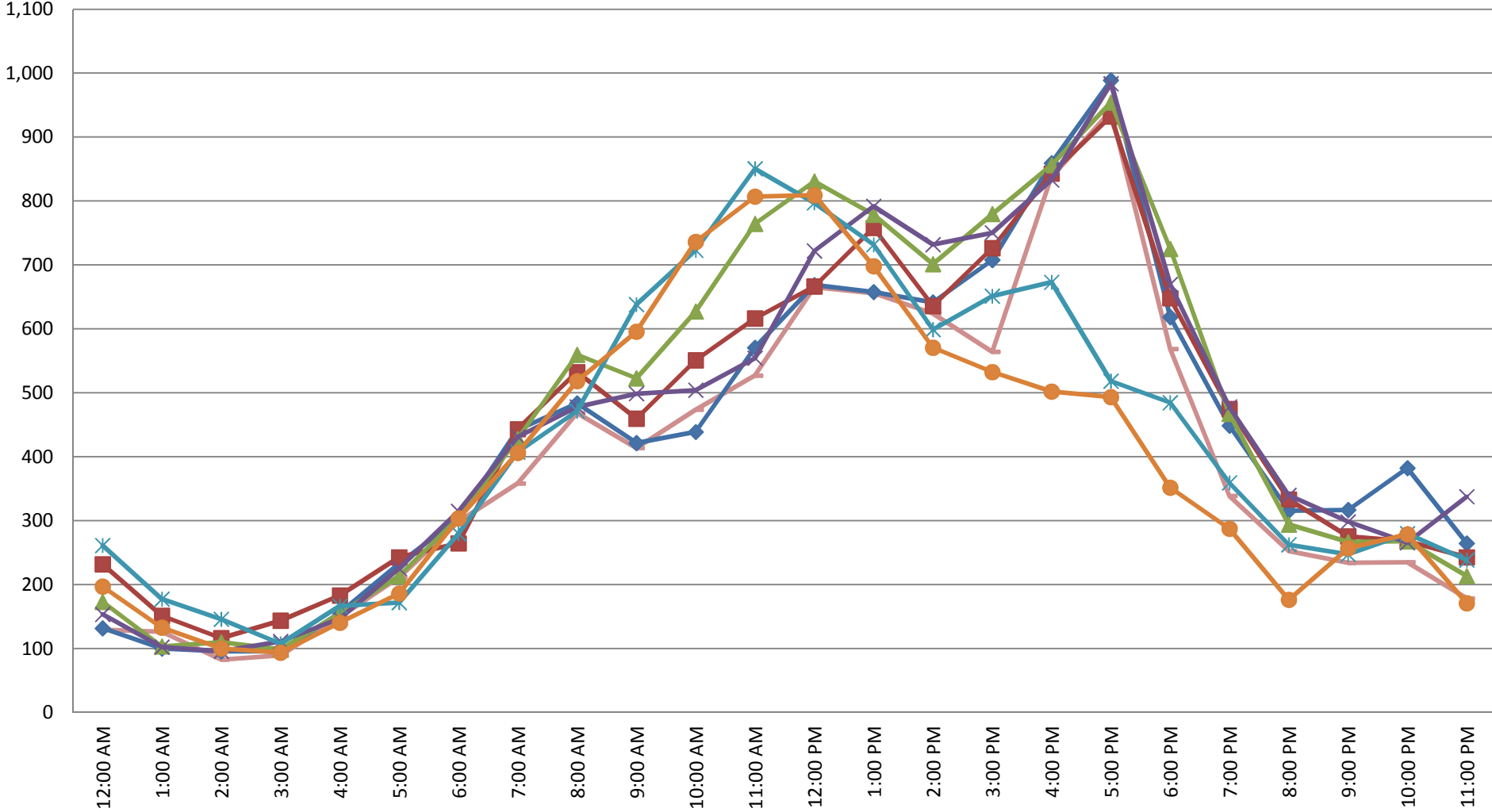
Spangler Blvd. - Federal Hwy to S. Miami Road - Eastbound

- ◆ Monday 10/14/2013 EB
- Tuesday 10/8/2013 EB
- ▲ Wednesday 10/9/2013 EB
- ✕ Thursday 10/10/2013 EB
- ✧ Friday 10/11/2013 EB
- Saturday 10/12/2013 EB
- ◆ Sunday 10/13/2013 EB



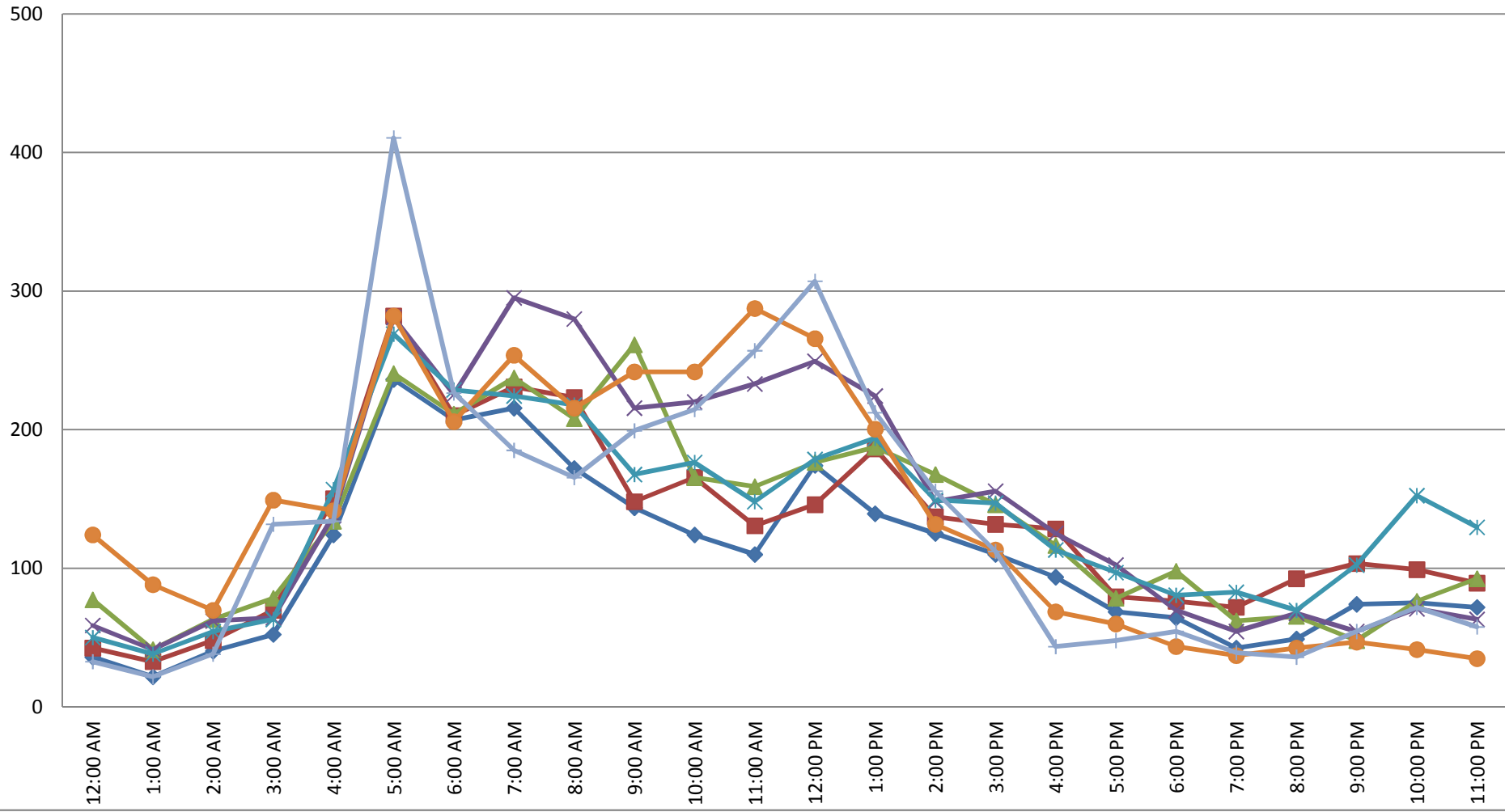
Spangler Blvd. - Federal Hwy to S. Miami Road - Westbound

Monday 10/14/2013 WB Tuesday 10/8/2013 WB Wednesday 10/9/2013 WB Thursday 10/10/2013 WB
Friday 10/11/2013 WB Saturday 10/12/2013 WB Sunday 10/13/2013 WB



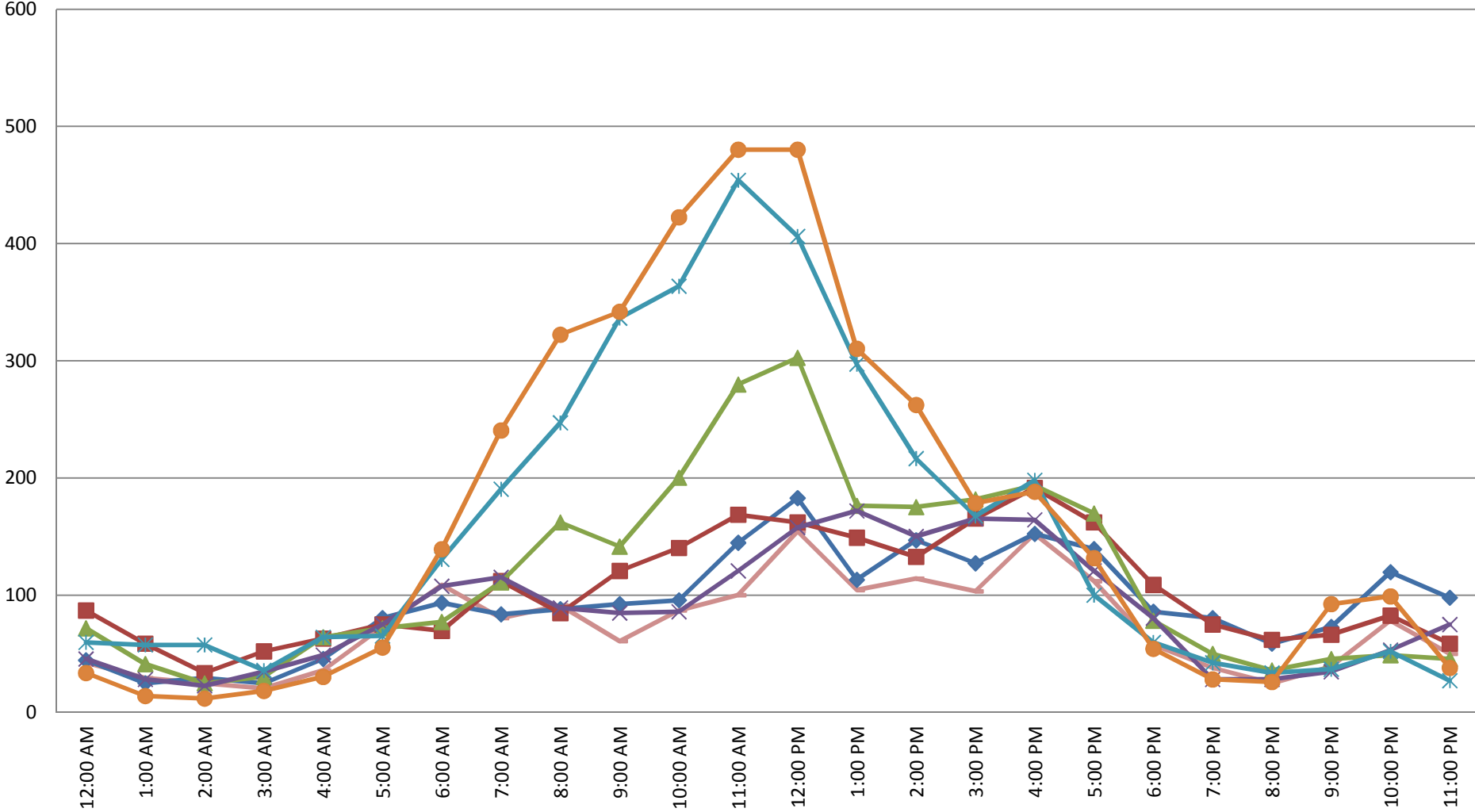
Spangler Blvd. - S. Miami Road to Eisenhower Blvd. - Eastbound

- ◆ Monday 10/14/2013 EB
- Tuesday 10/8/2013 EB
- ▲ Wednesday 10/9/2013 EB
- ✕ Thursday 10/10/2013 EB
- ✱ Friday 10/11/2013 EB
- Saturday 10/12/2013 EB
- ◆ Sunday 10/13/2013 EB



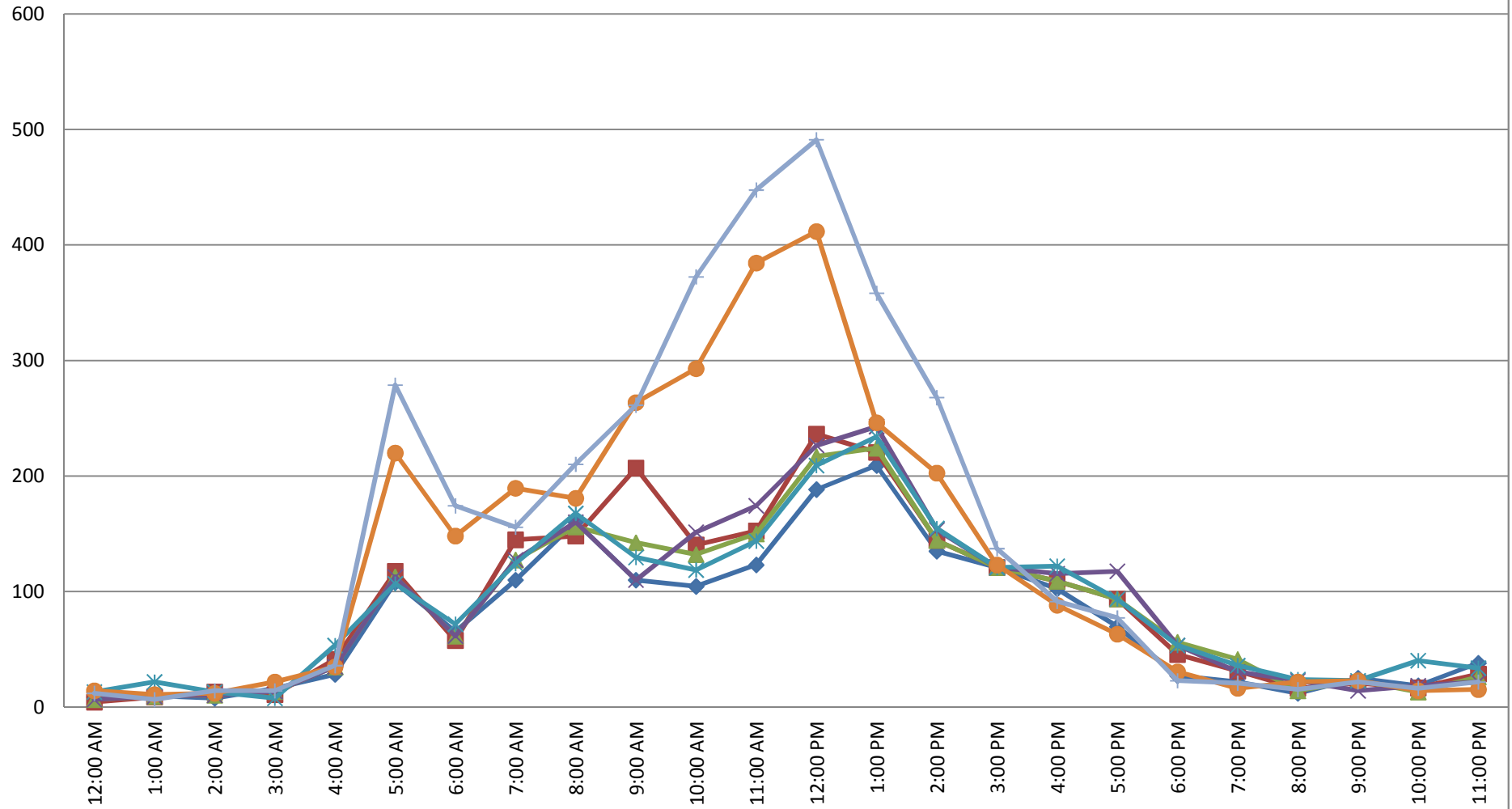
Spangler Blvd. - S. Miami Road to Eisenhower Blvd. - Westbound

Monday 10/14/2013 WB Tuesday 10/8/2013 WB Wednesday 10/9/2013 WB Thursday 10/10/2013 WB
Friday 10/11/2013 WB Saturday 10/12/2013 WB Sunday 10/13/2013 WB



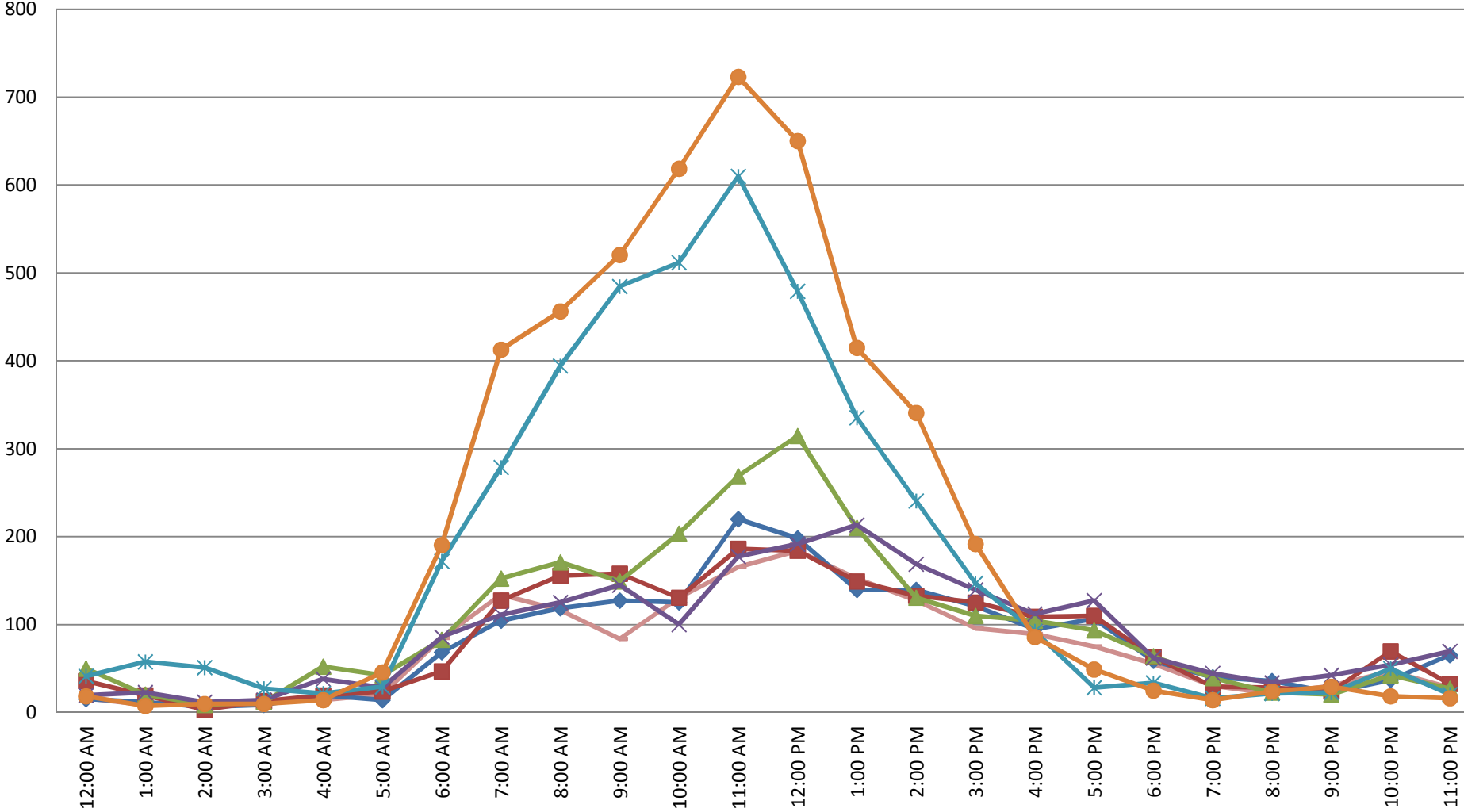
Eisenhower Blvd btwn Spangler Blvd and Eller Dr - Northbound

- ◆ Monday 10/14/2013 NB
- Tuesday 10/8/2013 NB
- ▲ Wednesday 10/9/2013 NB
- ✕ Thursday 10/10/2013 NB
- ✱ Friday 10/11/2013 NB
- Saturday 10/12/2013 NB
- ✚ Sunday 10/13/2013 NB



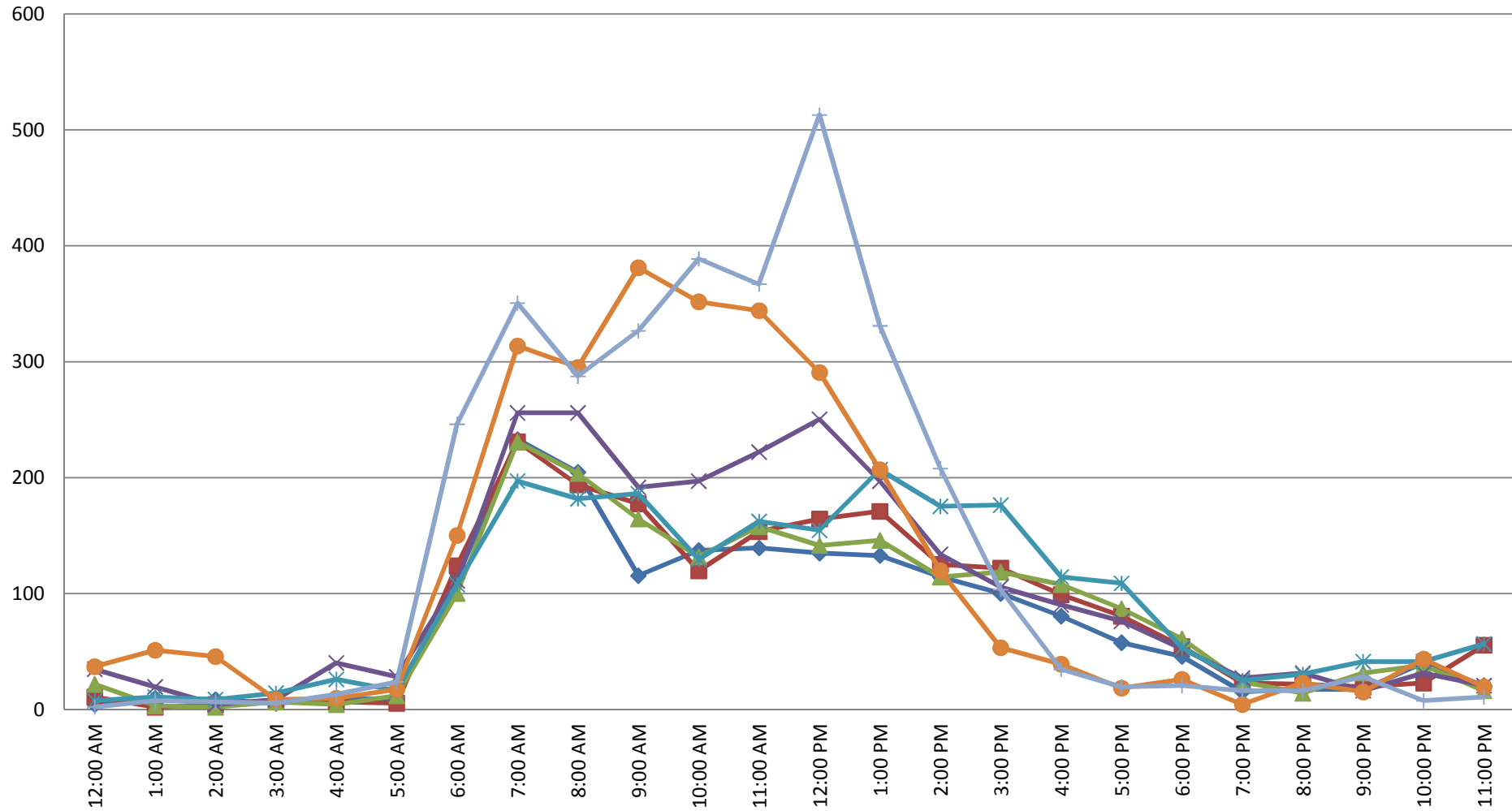
Eisenhower Blvd btwn Spangler Blvd and Eller Dr - Southbound

Monday 10/14/2013 SB Tuesday 10/8/2013 SB Wednesday 10/9/2013 SB Thursday 10/10/2013 SB
Friday 10/11/2013 SB Saturday 10/12/2013 SB Sunday 10/13/2013 SB



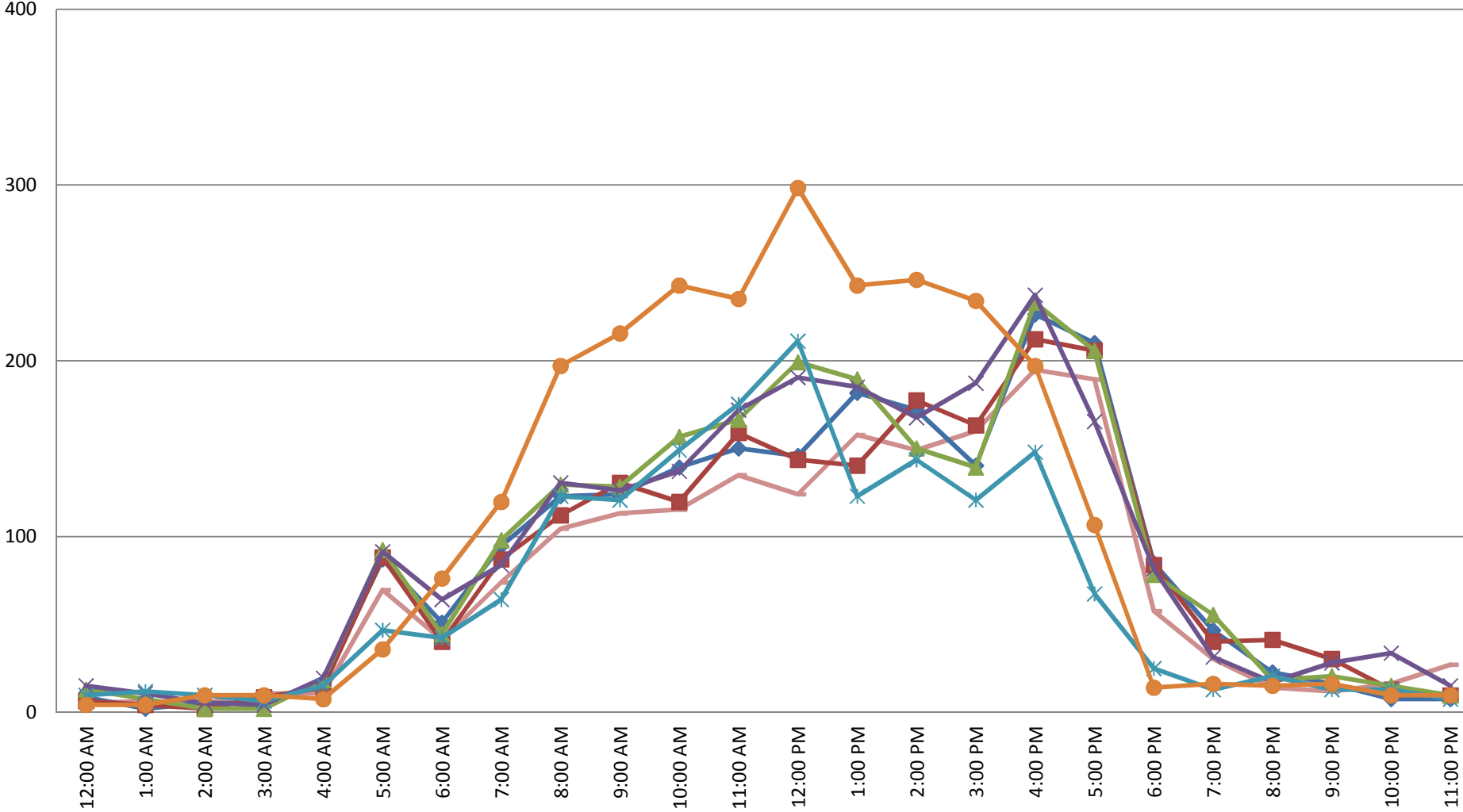
Eller Dr btwn Eisenhower Blvd and McIntosh Road-Eastbound

- Monday 10/14/2013 EB
- Tuesday 10/8/2013 EB
- Wednesday 10/9/2013 EB
- Thursday 10/10/2013 EB
- Friday 10/11/2013 EB
- Saturday 10/12/2013 EB
- Sunday 10/13/2013 EB



Eller Dr btwn Eisenhower Blvd and McIntosh Rd- Westbound

Monday 10/14/2013 WB Tuesday 10/8/2013 WB Wednesday 10/9/2013 WB Thursday 10/10/2013 WB
Friday 10/11/2013 WB Saturday 10/12/2013 WB Sunday 10/13/2013 WB



**APPENDIX E:
SE 17TH STREET CORRIDOR
SYNCHRO ANALYSES**

Background Traffic AM
2107: SE 17th St & Miami Rd

11/17/2013



Movement	EBL	EBT	EBR	WBL	WBT	WBR	NBL	NBT	NBR	SBL	SBT	SBR
Lane Configurations		↑↑↑		↑	↑↑↑				↑			↑
Volume (vph)	0	1592	33	73	1416	15	0	0	317	0	0	87
Ideal Flow (vphpl)	1900	1900	1900	1900	1900	1900	1900	1900	1900	1900	1900	1900
Total Lost time (s)		5.5		5.5	2.0				4.0			4.0
Lane Util. Factor		0.91		1.00	0.91				1.00			1.00
Frt		1.00		1.00	1.00				0.86			0.86
Flt Protected		1.00		0.95	1.00				1.00			1.00
Satd. Flow (prot)		5070		1770	5077				1611			1611
Flt Permitted		1.00		0.95	1.00				1.00			1.00
Satd. Flow (perm)		5070		1770	5077				1611			1611
Peak-hour factor, PHF	0.92	0.92	0.92	0.92	0.92	0.92	0.92	0.92	0.92	0.92	0.92	0.92
Adj. Flow (vph)	0	1730	36	79	1539	16	0	0	345	0	0	95
RTOR Reduction (vph)	0	1	0	0	0	0	0	0	0	0	0	0
Lane Group Flow (vph)	0	1765	0	79	1555	0	0	0	345	0	0	95
Turn Type				Prot					Free			Free
Protected Phases		2		1	6							
Permitted Phases									Free			Free
Actuated Green, G (s)		138.0		11.0	160.0				160.0			160.0
Effective Green, g (s)		138.0		11.0	160.0				160.0			160.0
Actuated g/C Ratio		0.86		0.07	1.00				1.00			1.00
Clearance Time (s)		5.5		5.5	2.0							
Vehicle Extension (s)		3.0		1.5	0.2							
Lane Grp Cap (vph)		4373		122	5077				1611			1611
v/s Ratio Prot		c0.35		c0.04	0.31							
v/s Ratio Perm									0.21			0.06
v/c Ratio		0.40		0.65	0.31				0.21			0.06
Uniform Delay, d1		2.3		72.6	0.0				0.0			0.0
Progression Factor		0.22		0.88	1.00				1.00			1.00
Incremental Delay, d2		0.0		7.9	0.1				0.3			0.1
Delay (s)		0.5		71.7	0.1				0.3			0.1
Level of Service		A		E	A				A			A
Approach Delay (s)		0.5			3.6			0.3			0.1	
Approach LOS		A			A			A			A	

Intersection Summary

HCM Average Control Delay	1.8	HCM Level of Service	A
HCM Volume to Capacity ratio	0.42		
Actuated Cycle Length (s)	160.0	Sum of lost time (s)	11.0
Intersection Capacity Utilization	44.8%	ICU Level of Service	A
Analysis Period (min)	15		
c Critical Lane Group			

Background Traffic AM
2128: SE 17th St & Cordova Rd

11/17/2013



Movement	EBL	EBT	EBR	WBL	WBT	WBR	NBL	NBT	NBR	SBL	SBT	SBR
Lane Configurations	↘	↑↑↑	↗	↘	↑↑↑		↘	↑	↗	↘	↗	
Volume (vph)	100	1599	100	100	1277	100	50	25	49	48	25	50
Ideal Flow (vphpl)	1900	1900	1900	1900	1900	1900	1900	1900	1900	1900	1900	1900
Total Lost time (s)	6.0	6.0	6.0	6.0	6.0		6.0	6.0	6.0	6.0	6.0	
Lane Util. Factor	1.00	0.91	1.00	1.00	0.91		1.00	1.00	1.00	1.00	1.00	
Frt	1.00	1.00	0.85	1.00	0.99		1.00	1.00	0.85	1.00	0.90	
Flt Protected	0.95	1.00	1.00	0.95	1.00		0.95	1.00	1.00	0.95	1.00	
Satd. Flow (prot)	1770	5085	1583	1770	5030		1770	1863	1583	1770	1676	
Flt Permitted	0.14	1.00	1.00	0.10	1.00		0.41	1.00	1.00	0.74	1.00	
Satd. Flow (perm)	261	5085	1583	191	5030		770	1863	1583	1378	1676	
Peak-hour factor, PHF	0.92	0.92	0.92	0.92	0.92	0.92	0.92	0.92	0.92	0.92	0.92	0.92
Adj. Flow (vph)	109	1738	109	109	1388	109	54	27	53	52	27	54
RTOR Reduction (vph)	0	0	16	0	3	0	0	0	45	0	50	0
Lane Group Flow (vph)	109	1738	93	109	1494	0	54	27	8	52	31	0
Turn Type	pm+pt		Perm	pm+pt			pm+pt		Perm	Perm		
Protected Phases	1	6		5	2		7	4			8	
Permitted Phases	6		6	2			4		4	8		
Actuated Green, G (s)	117.8	111.3	111.3	117.8	111.3		24.2	24.2	24.2	11.0	11.0	
Effective Green, g (s)	117.8	111.3	111.3	117.8	111.3		24.2	24.2	24.2	11.0	11.0	
Actuated g/C Ratio	0.74	0.70	0.70	0.74	0.70		0.15	0.15	0.15	0.07	0.07	
Clearance Time (s)	6.0	6.0	6.0	6.0	6.0		6.0	6.0	6.0	6.0	6.0	
Vehicle Extension (s)	1.5	3.0	3.0	1.5	3.0		1.5	2.5	2.5	2.5	2.5	
Lane Grp Cap (vph)	253	3537	1101	205	3499		161	282	239	95	115	
v/s Ratio Prot	0.02	0.34		c0.02	0.30		c0.02	0.01			0.02	
v/s Ratio Perm	0.30		0.06	c0.37			0.04		0.01	c0.04		
v/c Ratio	0.43	0.49	0.08	0.53	0.43		0.34	0.10	0.03	0.55	0.27	
Uniform Delay, d1	7.1	11.3	7.9	8.4	10.5		59.6	58.5	57.9	72.1	70.7	
Progression Factor	1.71	0.20	0.02	1.12	1.55		1.00	1.00	1.00	1.00	1.00	
Incremental Delay, d2	0.4	0.4	0.1	1.3	0.4		0.5	0.1	0.0	5.0	0.9	
Delay (s)	12.4	2.7	0.3	10.7	16.7		60.1	58.6	58.0	77.1	71.6	
Level of Service	B	A	A	B	B		E	E	E	E	E	
Approach Delay (s)		3.1			16.3			58.9			73.7	
Approach LOS		A			B			E			E	

Intersection Summary

HCM Average Control Delay	13.0	HCM Level of Service	B
HCM Volume to Capacity ratio	0.53		
Actuated Cycle Length (s)	160.0	Sum of lost time (s)	24.0
Intersection Capacity Utilization	60.9%	ICU Level of Service	B
Analysis Period (min)	15		
c Critical Lane Group			

Background Traffic AM
2141: SE 17th St & Eisenhower Blvd

11/17/2013



Movement	EBL	EBT	EBR	WBL	WBT	WBR	NBL	NBT	NBR	SBL	SBT	SBR
Lane Configurations												
Volume (vph)	77	1174	77	29	1133	11	38	5	26	35	19	99
Ideal Flow (vphpl)	1900	1900	1900	1900	1900	1900	1900	1900	1900	1900	1900	1900
Total Lost time (s)	6.0	6.0	6.0	6.0	6.0		6.0	6.0		6.0	6.0	6.0
Lane Util. Factor	1.00	0.91	1.00	0.97	0.91		0.97	1.00		1.00	1.00	1.00
Frt	1.00	1.00	0.85	1.00	1.00		1.00	0.87		1.00	1.00	0.85
Flt Protected	0.95	1.00	1.00	0.95	1.00		0.95	1.00		0.95	1.00	1.00
Satd. Flow (prot)	1770	5085	1583	3433	5078		3433	1626		1770	1863	1583
Flt Permitted	0.95	1.00	1.00	0.95	1.00		0.95	1.00		0.95	1.00	1.00
Satd. Flow (perm)	1770	5085	1583	3433	5078		3433	1626		1770	1863	1583
Peak-hour factor, PHF	0.92	0.92	0.92	0.92	0.92	0.92	0.92	0.92	0.92	0.92	0.92	0.92
Adj. Flow (vph)	84	1276	84	32	1232	12	41	5	28	38	21	108
RTOR Reduction (vph)	0	0	14	0	0	0	0	27	0	0	0	103
Lane Group Flow (vph)	84	1276	70	32	1244	0	41	6	0	38	21	5
Turn Type	Prot		Perm	Prot			Prot			Prot		Perm
Protected Phases	1	6		5	2		7	4		3	8	
Permitted Phases			6									8
Actuated Green, G (s)	11.5	118.3	118.3	4.7	111.5		5.0	6.5		6.5	8.0	8.0
Effective Green, g (s)	11.5	118.3	118.3	4.7	111.5		5.0	6.5		6.5	8.0	8.0
Actuated g/C Ratio	0.07	0.74	0.74	0.03	0.70		0.03	0.04		0.04	0.05	0.05
Clearance Time (s)	6.0	6.0	6.0	6.0	6.0		6.0	6.0		6.0	6.0	6.0
Vehicle Extension (s)	1.5	3.0	3.0	1.5	3.0		1.5	2.0		1.5	2.0	2.0
Lane Grp Cap (vph)	127	3760	1170	101	3539		107	66		72	93	79
v/s Ratio Prot	c0.05	0.25		0.01	c0.24		0.01	0.00		c0.02	c0.01	
v/s Ratio Perm			0.04									0.00
v/c Ratio	0.66	0.34	0.06	0.32	0.35		0.38	0.09		0.53	0.23	0.07
Uniform Delay, d1	72.4	7.3	5.7	76.1	9.7		76.0	73.9		75.2	73.0	72.4
Progression Factor	1.14	1.15	0.92	1.00	1.00		1.00	1.00		1.00	1.00	1.00
Incremental Delay, d2	8.7	0.2	0.1	0.7	0.3		0.8	0.2		3.2	0.5	0.1
Delay (s)	91.5	8.6	5.3	76.7	10.0		76.8	74.1		78.4	73.5	72.6
Level of Service	F	A	A	E	B		E	E		E	E	E
Approach Delay (s)		13.2			11.7			75.6			74.0	
Approach LOS		B			B			E			E	

Intersection Summary

HCM Average Control Delay	17.5	HCM Level of Service	B
HCM Volume to Capacity ratio	0.37		
Actuated Cycle Length (s)	160.0	Sum of lost time (s)	18.0
Intersection Capacity Utilization	50.5%	ICU Level of Service	A
Analysis Period (min)	15		
c Critical Lane Group			

Background Traffic AM
 2229: SE 17th St & S. Federal Hwy (US 1)

11/17/2013



Movement	EBL	EBT	EBR	WBL	WBT	WBR	NBL	NBT	NBR	SBL	SBT	SBR
Lane Configurations	↘	↔↗	↗	↘↗	↔↗	↗	↘	↗↗↗	↗	↘↗	↗↗↗	
Volume (vph)	126	390	54	955	296	314	153	1596	872	434	1076	70
Ideal Flow (vphpl)	1900	1900	1900	1900	1900	1900	1900	1900	1900	1900	1900	1900
Total Lost time (s)	5.5	5.5	5.5	6.0	6.0	6.0	6.0	5.5	5.5	6.0	6.0	
Lane Util. Factor	0.91	0.91	1.00	0.86	0.86	1.00	1.00	0.91	1.00	0.97	0.91	
Frt	1.00	1.00	0.85	1.00	1.00	0.85	1.00	1.00	0.85	1.00	0.99	
Flt Protected	0.95	1.00	1.00	0.95	0.97	1.00	0.95	1.00	1.00	0.95	1.00	
Satd. Flow (prot)	1610	3385	1583	3044	3123	1583	1770	5085	1583	3433	5039	
Flt Permitted	0.95	1.00	1.00	0.95	0.97	1.00	0.95	1.00	1.00	0.95	1.00	
Satd. Flow (perm)	1610	3385	1583	3044	3123	1583	1770	5085	1583	3433	5039	
Peak-hour factor, PHF	0.92	0.92	0.92	0.92	0.92	0.92	0.92	0.92	0.92	0.92	0.92	0.92
Adj. Flow (vph)	137	424	59	1038	322	341	166	1735	948	472	1170	76
RTOR Reduction (vph)	0	0	50	0	0	247	0	0	308	0	4	0
Lane Group Flow (vph)	123	438	9	695	665	94	166	1735	640	472	1242	0
Turn Type	Split		Perm	Split		Perm	Prot		Perm	Prot		
Protected Phases	7	7		8	8		5	2		1	6	
Permitted Phases			7			8			2			
Actuated Green, G (s)	25.5	25.5	25.5	44.0	44.0	44.0	18.5	44.1	44.1	23.4	48.5	
Effective Green, g (s)	25.5	25.5	25.5	44.0	44.0	44.0	18.5	44.1	44.1	23.4	48.5	
Actuated g/C Ratio	0.16	0.16	0.16	0.28	0.28	0.28	0.12	0.28	0.28	0.15	0.30	
Clearance Time (s)	5.5	5.5	5.5	6.0	6.0	6.0	6.0	5.5	5.5	6.0	6.0	
Vehicle Extension (s)	2.0	2.0	2.0	2.0	2.0	2.0	1.5	3.0	3.0	1.5	3.0	
Lane Grp Cap (vph)	257	539	252	837	859	435	205	1402	436	502	1527	
v/s Ratio Prot	0.08	c0.13		c0.23	0.21		0.09	0.34		c0.14	c0.25	
v/s Ratio Perm			0.01			0.06			c0.40			
v/c Ratio	0.48	0.81	0.04	0.83	0.77	0.22	0.81	1.24	1.47	0.94	0.81	
Uniform Delay, d1	61.2	64.9	56.9	54.5	53.4	44.7	69.0	58.0	58.0	67.6	51.6	
Progression Factor	1.00	1.00	1.00	0.63	0.63	1.41	1.00	1.00	1.00	1.00	1.00	
Incremental Delay, d2	0.5	8.6	0.0	6.6	3.9	0.1	19.5	113.2	222.9	25.7	4.9	
Delay (s)	61.7	73.6	56.9	41.1	37.3	63.2	88.5	171.1	280.9	93.3	56.4	
Level of Service	E	E	E	D	D	E	F	F	F	F	E	
Approach Delay (s)		69.6			44.0			202.8			66.6	
Approach LOS		E			D			F			E	

Intersection Summary

HCM Average Control Delay	117.6	HCM Level of Service	F
HCM Volume to Capacity ratio	1.10		
Actuated Cycle Length (s)	160.0	Sum of lost time (s)	29.0
Intersection Capacity Utilization	91.3%	ICU Level of Service	F
Analysis Period (min)	15		
c Critical Lane Group			

Background Traffic AM
2406: SE 17th St & SE 10th Ave

11/17/2013



Movement	EBL	EBT	EBR	WBL	WBT	WBR	NBL	NBT	NBR	SBL	SBT	SBR
Lane Configurations	↖	↕↕↕		↖	↕↕↕		↖	↕	↖	↖	↕	↕
Volume (vph)	111	1759	44	12	1360	17	63	22	39	64	31	65
Ideal Flow (vphpl)	1900	1900	1900	1900	1900	1900	1900	1900	1900	1900	1900	1900
Total Lost time (s)	5.5	5.5		5.5	5.5		6.0	6.0	6.0	6.0	6.0	
Lane Util. Factor	1.00	0.91		1.00	0.91		1.00	1.00	1.00	1.00	1.00	
Frt	1.00	1.00		1.00	1.00		1.00	1.00	0.85	1.00	0.90	
Flt Protected	0.95	1.00		0.95	1.00		0.95	1.00	1.00	0.95	1.00	
Satd. Flow (prot)	1770	5067		1770	5076		1770	1863	1583	1770	1674	
Flt Permitted	0.13	1.00		0.95	1.00		0.35	1.00	1.00	0.74	1.00	
Satd. Flow (perm)	242	5067		1770	5076		650	1863	1583	1381	1674	
Peak-hour factor, PHF	0.92	0.92	0.92	0.92	0.92	0.92	0.92	0.92	0.92	0.92	0.92	0.92
Adj. Flow (vph)	121	1912	48	13	1478	18	68	24	42	70	34	71
RTOR Reduction (vph)	0	1	0	0	0	0	0	0	35	0	54	0
Lane Group Flow (vph)	121	1959	0	13	1496	0	68	24	7	70	51	0
Turn Type	pm+pt			Prot			pm+pt			Perm	Perm	
Protected Phases	1	6		5	2		7	4				8
Permitted Phases	6						4			4	8	
Actuated Green, G (s)	119.3	111.9		2.6	107.1		28.5	28.5	28.5	12.5	12.5	
Effective Green, g (s)	119.3	111.9		2.6	107.1		28.5	28.5	28.5	12.5	12.5	
Actuated g/C Ratio	0.75	0.70		0.02	0.67		0.18	0.18	0.18	0.08	0.08	
Clearance Time (s)	5.5	5.5		5.5	5.5		6.0	6.0	6.0	6.0	6.0	
Vehicle Extension (s)	1.5	3.0		1.5	3.0		1.5	2.0	2.0	2.0	2.0	
Lane Grp Cap (vph)	251	3544		29	3398		186	332	282	108	131	
v/s Ratio Prot	c0.02	c0.39		0.01	0.29		c0.02	0.01			0.03	
v/s Ratio Perm	0.34						0.04		0.00	c0.05		
v/c Ratio	0.48	0.55		0.45	0.44		0.37	0.07	0.03	0.65	0.39	
Uniform Delay, d1	8.2	11.8		78.0	12.4		56.5	54.7	54.3	71.6	70.1	
Progression Factor	0.92	1.09		1.55	0.48		1.00	1.00	1.00	1.00	1.00	
Incremental Delay, d2	0.5	0.6		3.7	0.4		0.4	0.0	0.0	9.6	0.7	
Delay (s)	8.0	13.5		124.8	6.3		56.9	54.8	54.3	81.2	70.8	
Level of Service	A	B		F	A		E	D	D	F	E	
Approach Delay (s)	13.1			7.3			55.7			75.0		
Approach LOS	B			A			E			E		

Intersection Summary

HCM Average Control Delay	15.1	HCM Level of Service	B
HCM Volume to Capacity ratio	0.56		
Actuated Cycle Length (s)	160.0	Sum of lost time (s)	23.0
Intersection Capacity Utilization	63.5%	ICU Level of Service	B
Analysis Period (min)	15		
c Critical Lane Group			

Arterial Level of Service: EB SE 17th St

Cross Street	Arterial Class	Flow Speed	Running Time	Signal Delay	Travel Time (s)	Dist (mi)	Arterial Speed	Arterial LOS
S. Federal Hwy (US 1)	III	35	20.3	77.1	97.4	0.16	5.9	F
Miami Rd	III	35	20.2	0.6	20.8	0.16	27.4	B
SE 10th Ave	III	35	12.4	13.6	26.0	0.09	12.7	E
Cordova Rd	III	35	16.1	2.8	18.9	0.13	23.9	C
Eisenhower Blvd	III	35	45.7	8.8	54.5	0.38	25.2	B
Total	III		114.7	102.9	217.6	0.92	15.1	D

Arterial Level of Service: WB SE 17th St

Cross Street	Arterial Class	Flow Speed	Running Time	Signal Delay	Travel Time (s)	Dist (mi)	Arterial Speed	Arterial LOS
Eisenhower Blvd	III	35	24.7	10.5	35.2	0.21	21.0	C
Cordova Rd	III	35	45.7	17.6	63.3	0.38	21.7	C
SE 10th Ave	III	35	16.1	6.8	22.9	0.13	19.7	C
Miami Rd	III	35	12.4	0.1	12.5	0.09	26.4	B
S. Federal Hwy (US 1)	III	35	20.2	41.0	61.2	0.16	9.3	F
Total	III		119.1	76.0	195.1	0.96	17.7	D

Total Traffic AM
2107: SE 17th St & Miami Rd

11/17/2013



Movement	EBL	EBT	EBR	WBL	WBT	WBR	NBL	NBT	NBR	SBL	SBT	SBR
Lane Configurations		↑↑↑		↑	↑↑↑				↑			↑
Volume (vph)	0	1632	33	74	1438	15	0	0	325	0	0	87
Ideal Flow (vphpl)	1900	1900	1900	1900	1900	1900	1900	1900	1900	1900	1900	1900
Total Lost time (s)		5.5		5.5	2.0				4.0			4.0
Lane Util. Factor		0.91		1.00	0.91				1.00			1.00
Frt		1.00		1.00	1.00				0.86			0.86
Flt Protected		1.00		0.95	1.00				1.00			1.00
Satd. Flow (prot)		5070		1770	5078				1611			1611
Flt Permitted		1.00		0.95	1.00				1.00			1.00
Satd. Flow (perm)		5070		1770	5078				1611			1611
Peak-hour factor, PHF	0.92	0.92	0.92	0.92	0.92	0.92	0.92	0.92	0.92	0.92	0.92	0.92
Adj. Flow (vph)	0	1774	36	80	1563	16	0	0	353	0	0	95
RTOR Reduction (vph)	0	1	0	0	0	0	0	0	0	0	0	0
Lane Group Flow (vph)	0	1809	0	80	1579	0	0	0	353	0	0	95
Turn Type				Prot					Free			Free
Protected Phases		2		1	6							
Permitted Phases									Free			Free
Actuated Green, G (s)		137.9		11.1	160.0				160.0			160.0
Effective Green, g (s)		137.9		11.1	160.0				160.0			160.0
Actuated g/C Ratio		0.86		0.07	1.00				1.00			1.00
Clearance Time (s)		5.5		5.5	2.0							
Vehicle Extension (s)		3.0		1.5	0.2							
Lane Grp Cap (vph)		4370		123	5078				1611			1611
v/s Ratio Prot		c0.36		c0.05	0.31							
v/s Ratio Perm									0.22			0.06
v/c Ratio		0.41		0.65	0.31				0.22			0.06
Uniform Delay, d1		2.4		72.6	0.0				0.0			0.0
Progression Factor		0.22		0.87	1.00				1.00			1.00
Incremental Delay, d2		0.0		8.3	0.1				0.3			0.1
Delay (s)		0.5		71.3	0.1				0.3			0.1
Level of Service		A		E	A				A			A
Approach Delay (s)		0.5			3.6			0.3			0.1	
Approach LOS		A			A			A			A	

Intersection Summary

HCM Average Control Delay	1.8	HCM Level of Service	A
HCM Volume to Capacity ratio	0.43		
Actuated Cycle Length (s)	160.0	Sum of lost time (s)	11.0
Intersection Capacity Utilization	45.6%	ICU Level of Service	A
Analysis Period (min)	15		
c Critical Lane Group			

Total Traffic AM
2128: SE 17th St & Cordova Rd

11/17/2013



Movement	EBL	EBT	EBR	WBL	WBT	WBR	NBL	NBT	NBR	SBL	SBT	SBR
Lane Configurations	↖	↑↑↑	↗	↖	↑↑↑		↖	↑	↗	↖	↗	
Volume (vph)	100	1650	100	100	1300	100	50	25	50	50	25	50
Ideal Flow (vphpl)	1900	1900	1900	1900	1900	1900	1900	1900	1900	1900	1900	1900
Total Lost time (s)	6.0	6.0	6.0	6.0	6.0		6.0	6.0	6.0	6.0	6.0	
Lane Util. Factor	1.00	0.91	1.00	1.00	0.91		1.00	1.00	1.00	1.00	1.00	
Frt	1.00	1.00	0.85	1.00	0.99		1.00	1.00	0.85	1.00	0.90	
Flt Protected	0.95	1.00	1.00	0.95	1.00		0.95	1.00	1.00	0.95	1.00	
Satd. Flow (prot)	1770	5085	1583	1770	5031		1770	1863	1583	1770	1676	
Flt Permitted	0.14	1.00	1.00	0.09	1.00		0.42	1.00	1.00	0.74	1.00	
Satd. Flow (perm)	253	5085	1583	177	5031		777	1863	1583	1378	1676	
Peak-hour factor, PHF	0.92	0.92	0.92	0.92	0.92	0.92	0.92	0.92	0.92	0.92	0.92	0.92
Adj. Flow (vph)	109	1793	109	109	1413	109	54	27	54	54	27	54
RTOR Reduction (vph)	0	0	15	0	3	0	0	0	46	0	50	0
Lane Group Flow (vph)	109	1793	94	109	1519	0	54	27	8	54	31	0
Turn Type	pm+pt		Perm	pm+pt			pm+pt		Perm	Perm		
Protected Phases	1	6		5	2		7	4			8	
Permitted Phases	6		6	2			4		4	8		
Actuated Green, G (s)	117.6	111.0	111.0	117.6	111.0		24.4	24.4	24.4	11.2	11.2	
Effective Green, g (s)	117.6	111.0	111.0	117.6	111.0		24.4	24.4	24.4	11.2	11.2	
Actuated g/C Ratio	0.73	0.69	0.69	0.73	0.69		0.15	0.15	0.15	0.07	0.07	
Clearance Time (s)	6.0	6.0	6.0	6.0	6.0		6.0	6.0	6.0	6.0	6.0	
Vehicle Extension (s)	1.5	3.0	3.0	1.5	3.0		1.5	2.5	2.5	2.5	2.5	
Lane Grp Cap (vph)	249	3528	1098	196	3490		163	284	241	96	117	
v/s Ratio Prot	0.02	0.35		c0.02	0.30		c0.01	0.01			0.02	
v/s Ratio Perm	0.30		0.06	c0.39			0.04		0.01	c0.04		
v/c Ratio	0.44	0.51	0.09	0.56	0.44		0.33	0.10	0.03	0.56	0.26	
Uniform Delay, d1	7.3	11.6	8.0	9.0	10.7		59.4	58.3	57.8	72.0	70.5	
Progression Factor	1.78	0.19	0.02	0.94	1.49		1.00	1.00	1.00	1.00	1.00	
Incremental Delay, d2	0.4	0.5	0.1	1.9	0.4		0.4	0.1	0.0	6.0	0.9	
Delay (s)	13.3	2.7	0.3	10.3	16.4		59.9	58.4	57.8	78.0	71.4	
Level of Service	B	A	A	B	B		E	E	E	E	E	
Approach Delay (s)		3.1			16.0			58.8			74.0	
Approach LOS		A			B			E			E	

Intersection Summary

HCM Average Control Delay	12.9	HCM Level of Service	B
HCM Volume to Capacity ratio	0.55		
Actuated Cycle Length (s)	160.0	Sum of lost time (s)	24.0
Intersection Capacity Utilization	61.9%	ICU Level of Service	B
Analysis Period (min)	15		
c Critical Lane Group			

Total Traffic AM
2141: SE 17th St & Eisenhower Blvd

11/17/2013



Movement	EBL	EBT	EBR	WBL	WBT	WBR	NBL	NBT	NBR	SBL	SBT	SBR
Lane Configurations	↖	↑↑↑	↗	↖↗	↑↑↑		↖↗	↑		↖	↑	↗
Volume (vph)	77	1211	94	35	1133	27	56	7	39	37	23	104
Ideal Flow (vphpl)	1900	1900	1900	1900	1900	1900	1900	1900	1900	1900	1900	1900
Total Lost time (s)	6.0	6.0	6.0	6.0	6.0		6.0	6.0		6.0	6.0	6.0
Lane Util. Factor	1.00	0.91	1.00	0.97	0.91		0.97	1.00		1.00	1.00	1.00
Frt	1.00	1.00	0.85	1.00	1.00		1.00	0.87		1.00	1.00	0.85
Flt Protected	0.95	1.00	1.00	0.95	1.00		0.95	1.00		0.95	1.00	1.00
Satd. Flow (prot)	1770	5085	1583	3433	5068		3433	1628		1770	1863	1583
Flt Permitted	0.95	1.00	1.00	0.95	1.00		0.95	1.00		0.95	1.00	1.00
Satd. Flow (perm)	1770	5085	1583	3433	5068		3433	1628		1770	1863	1583
Peak-hour factor, PHF	0.92	0.92	0.92	0.92	0.92	0.92	0.92	0.92	0.92	0.92	0.92	0.92
Adj. Flow (vph)	84	1316	102	38	1232	29	61	8	42	40	25	113
RTOR Reduction (vph)	0	0	17	0	1	0	0	40	0	0	0	107
Lane Group Flow (vph)	84	1316	85	38	1260	0	61	10	0	40	25	6
Turn Type	Prot		Perm	Prot			Prot			Prot		Perm
Protected Phases	1	6		5	2		7	4		3	8	
Permitted Phases			6									8
Actuated Green, G (s)	11.5	117.4	117.4	4.9	110.8		5.9	7.0		6.7	7.8	7.8
Effective Green, g (s)	11.5	117.4	117.4	4.9	110.8		5.9	7.0		6.7	7.8	7.8
Actuated g/C Ratio	0.07	0.73	0.73	0.03	0.69		0.04	0.04		0.04	0.05	0.05
Clearance Time (s)	6.0	6.0	6.0	6.0	6.0		6.0	6.0		6.0	6.0	6.0
Vehicle Extension (s)	1.5	3.0	3.0	1.5	3.0		1.5	2.0		1.5	2.0	2.0
Lane Grp Cap (vph)	127	3731	1162	105	3510		127	71		74	91	77
v/s Ratio Prot	c0.05	c0.26		0.01	0.25		0.02	0.01		c0.02	c0.01	
v/s Ratio Perm			0.05									0.00
v/c Ratio	0.66	0.35	0.07	0.36	0.36		0.48	0.14		0.54	0.27	0.07
Uniform Delay, d1	72.4	7.7	6.0	76.0	10.1		75.5	73.6		75.1	73.4	72.6
Progression Factor	1.14	1.14	0.91	1.00	1.00		1.00	1.00		1.00	1.00	1.00
Incremental Delay, d2	8.6	0.2	0.1	0.8	0.3		1.0	0.3		4.3	0.6	0.1
Delay (s)	91.4	9.0	5.5	76.8	10.4		76.6	73.9		79.4	74.0	72.8
Level of Service	F	A	A	E	B		E	E		E	E	E
Approach Delay (s)		13.3			12.3			75.4			74.4	
Approach LOS		B			B			E			E	

Intersection Summary		
HCM Average Control Delay	18.6	HCM Level of Service B
HCM Volume to Capacity ratio	0.36	
Actuated Cycle Length (s)	160.0	Sum of lost time (s) 12.0
Intersection Capacity Utilization	51.3%	ICU Level of Service A
Analysis Period (min)	15	
c Critical Lane Group		

Total Traffic AM
2229: SE 17th St & S. Federal Hwy (US 1)

11/17/2013



Movement	EBL	EBT	EBR	WBL	WBT	WBR	NBL	NBT	NBR	SBL	SBT	SBR
Lane Configurations	↖	↖↖	↖	↖↖	↖↖	↖	↖	↖↖↖	↖	↖↖	↖↖↖	
Volume (vph)	126	399	54	969	300	318	153	1596	893	444	1076	70
Ideal Flow (vphpl)	1900	1900	1900	1900	1900	1900	1900	1900	1900	1900	1900	1900
Total Lost time (s)	5.5	5.5	5.5	6.0	6.0	6.0	6.0	5.5	5.5	6.0	6.0	
Lane Util. Factor	0.91	0.91	1.00	0.86	0.86	1.00	1.00	0.91	1.00	0.97	0.91	
Frt	1.00	1.00	0.85	1.00	1.00	0.85	1.00	1.00	0.85	1.00	0.99	
Flt Protected	0.95	1.00	1.00	0.95	0.97	1.00	0.95	1.00	1.00	0.95	1.00	
Satd. Flow (prot)	1610	3385	1583	3044	3123	1583	1770	5085	1583	3433	5039	
Flt Permitted	0.95	1.00	1.00	0.95	0.97	1.00	0.95	1.00	1.00	0.95	1.00	
Satd. Flow (perm)	1610	3385	1583	3044	3123	1583	1770	5085	1583	3433	5039	
Peak-hour factor, PHF	0.92	0.92	0.92	0.92	0.92	0.92	0.92	0.92	0.92	0.92	0.92	0.92
Adj. Flow (vph)	137	434	59	1053	326	346	166	1735	971	483	1170	76
RTOR Reduction (vph)	0	0	49	0	0	252	0	0	306	0	4	0
Lane Group Flow (vph)	123	448	10	706	673	94	166	1735	665	483	1242	0
Turn Type	Split		Perm	Split		Perm	Prot		Perm	Prot		
Protected Phases	7	7		8	8		5	2		1	6	
Permitted Phases			7			8			2			
Actuated Green, G (s)	25.9	25.9	25.9	43.6	43.6	43.6	18.5	43.8	43.8	23.7	48.5	
Effective Green, g (s)	25.9	25.9	25.9	43.6	43.6	43.6	18.5	43.8	43.8	23.7	48.5	
Actuated g/C Ratio	0.16	0.16	0.16	0.27	0.27	0.27	0.12	0.27	0.27	0.15	0.30	
Clearance Time (s)	5.5	5.5	5.5	6.0	6.0	6.0	6.0	5.5	5.5	6.0	6.0	
Vehicle Extension (s)	2.0	2.0	2.0	2.0	2.0	2.0	1.5	3.0	3.0	1.5	3.0	
Lane Grp Cap (vph)	261	548	256	829	851	431	205	1392	433	509	1527	
v/s Ratio Prot	0.08	c0.13		c0.23	0.22		0.09	0.34		c0.14	c0.25	
v/s Ratio Perm			0.01			0.06			c0.42			
v/c Ratio	0.47	0.82	0.04	0.85	0.79	0.22	0.81	1.25	1.53	0.95	0.81	
Uniform Delay, d1	60.8	64.8	56.5	55.1	54.0	45.0	69.0	58.1	58.1	67.6	51.6	
Progression Factor	1.00	1.00	1.00	0.65	0.65	1.39	1.00	1.00	1.00	1.00	1.00	
Incremental Delay, d2	0.5	8.8	0.0	7.9	4.6	0.1	19.5	117.1	252.0	27.0	4.9	
Delay (s)	61.3	73.5	56.6	43.9	39.4	62.7	88.5	175.2	310.1	94.5	56.4	
Level of Service	E	E	E	D	D	E	F	F	F	F	E	
Approach Delay (s)		69.5			46.0			215.8			67.1	
Approach LOS		E			D			F			E	

Intersection Summary

HCM Average Control Delay	123.5	HCM Level of Service	F
HCM Volume to Capacity ratio	1.13		
Actuated Cycle Length (s)	160.0	Sum of lost time (s)	29.0
Intersection Capacity Utilization	93.2%	ICU Level of Service	F
Analysis Period (min)	15		
c Critical Lane Group			

Total Traffic AM
2406: SE 17th St & SE 10th Ave

11/17/2013



Movement	EBL	EBT	EBR	WBL	WBT	WBR	NBL	NBT	NBR	SBL	SBT	SBR
Lane Configurations	↖	↕↕↕↗		↖	↕↕↕↗		↖	↕	↗	↖	↗	↗
Volume (vph)	111	1807	44	12	1383	17	63	22	40	66	31	65
Ideal Flow (vphpl)	1900	1900	1900	1900	1900	1900	1900	1900	1900	1900	1900	1900
Total Lost time (s)	5.5	5.5		5.5	5.5		6.0	6.0	6.0	6.0	6.0	
Lane Util. Factor	1.00	0.91		1.00	0.91		1.00	1.00	1.00	1.00	1.00	
Frt	1.00	1.00		1.00	1.00		1.00	1.00	0.85	1.00	0.90	
Flt Protected	0.95	1.00		0.95	1.00		0.95	1.00	1.00	0.95	1.00	
Satd. Flow (prot)	1770	5067		1770	5076		1770	1863	1583	1770	1674	
Flt Permitted	0.13	1.00		0.95	1.00		0.35	1.00	1.00	0.74	1.00	
Satd. Flow (perm)	234	5067		1770	5076		657	1863	1583	1381	1674	
Peak-hour factor, PHF	0.92	0.92	0.92	0.92	0.92	0.92	0.92	0.92	0.92	0.92	0.92	0.92
Adj. Flow (vph)	121	1964	48	13	1503	18	68	24	43	72	34	71
RTOR Reduction (vph)	0	1	0	0	0	0	0	0	35	0	54	0
Lane Group Flow (vph)	121	2011	0	13	1521	0	68	24	8	72	51	0
Turn Type	pm+pt			Prot			pm+pt			Perm	Perm	
Protected Phases	1	6		5	2		7	4				8
Permitted Phases	6						4			4	8	
Actuated Green, G (s)	119.2	111.7		2.6	106.8		28.7	28.7		28.7	12.7	12.7
Effective Green, g (s)	119.2	111.7		2.6	106.8		28.7	28.7		28.7	12.7	12.7
Actuated g/C Ratio	0.75	0.70		0.02	0.67		0.18	0.18		0.18	0.08	0.08
Clearance Time (s)	5.5	5.5		5.5	5.5		6.0	6.0		6.0	6.0	6.0
Vehicle Extension (s)	1.5	3.0		1.5	3.0		1.5	2.0		2.0	2.0	2.0
Lane Grp Cap (vph)	246	3537		29	3388		187	334		284	110	133
v/s Ratio Prot	c0.02	c0.40		0.01	0.30		c0.02	0.01				0.03
v/s Ratio Perm	0.34						0.04			0.00	c0.05	
v/c Ratio	0.49	0.57		0.45	0.45		0.36	0.07		0.03	0.65	0.38
Uniform Delay, d1	8.4	12.1		78.0	12.6		56.3	54.6		54.1	71.5	69.9
Progression Factor	0.92	1.10		1.54	0.46		1.00	1.00		1.00	1.00	1.00
Incremental Delay, d2	0.5	0.6		3.7	0.4		0.4	0.0		0.0	10.2	0.7
Delay (s)	8.3	13.9		123.4	6.2		56.7	54.6		54.2	81.7	70.6
Level of Service	A	B		F	A		E	D		D	F	E
Approach Delay (s)			13.6			7.2			55.5			75.1
Approach LOS			B			A			E			E

Intersection Summary

HCM Average Control Delay	15.3	HCM Level of Service	B
HCM Volume to Capacity ratio	0.57		
Actuated Cycle Length (s)	160.0	Sum of lost time (s)	23.0
Intersection Capacity Utilization	64.5%	ICU Level of Service	C
Analysis Period (min)	15		
c Critical Lane Group			

 Arterial Level of Service: EB SE 17th St

Cross Street	Arterial Class	Flow Speed	Running Time	Signal Delay	Travel Time (s)	Dist (mi)	Arterial Speed	Arterial LOS
S. Federal Hwy (US 1)	III	35	20.3	77.1	97.4	0.16	5.9	F
Miami Rd	III	35	20.2	0.6	20.8	0.16	27.4	B
SE 10th Ave	III	35	12.4	14.1	26.5	0.09	12.5	E
Cordova Rd	III	35	16.1	2.8	18.9	0.13	23.9	C
Eisenhower Blvd	III	35	45.7	9.2	54.9	0.38	25.0	B
Total	III		114.7	103.8	218.5	0.92	15.1	D

 Arterial Level of Service: WB SE 17th St

Cross Street	Arterial Class	Flow Speed	Running Time	Signal Delay	Travel Time (s)	Dist (mi)	Arterial Speed	Arterial LOS
Eisenhower Blvd	III	35	24.7	10.9	35.6	0.21	20.8	C
Cordova Rd	III	35	45.7	17.3	63.0	0.38	21.8	C
SE 10th Ave	III	35	16.1	6.8	22.9	0.13	19.7	C
Miami Rd	III	35	12.4	0.1	12.5	0.09	26.4	B
S. Federal Hwy (US 1)	III	35	20.2	43.1	63.3	0.16	9.0	F
Total	III		119.1	78.2	197.3	0.96	17.6	D

Background Traffic Midday
2107: SE 17th St & Miami Rd

11/17/2013



Movement	EBL	EBT	EBR	WBL	WBT	WBR	NBL	NBT	NBR	SBL	SBT	SBR
Lane Configurations		↑↑↑		↑	↑↑↑				↑			↑
Volume (vph)	0	1961	51	132	1919	26	0	0	355	0	0	129
Ideal Flow (vphpl)	1900	1900	1900	1900	1900	1900	1900	1900	1900	1900	1900	1900
Total Lost time (s)		5.5		5.5	2.0				4.0			4.0
Lane Util. Factor		0.91		1.00	0.91				1.00			1.00
Frt		1.00		1.00	1.00				0.86			0.86
Flt Protected		1.00		0.95	1.00				1.00			1.00
Satd. Flow (prot)		5066		1770	5075				1611			1611
Flt Permitted		1.00		0.95	1.00				1.00			1.00
Satd. Flow (perm)		5066		1770	5075				1611			1611
Peak-hour factor, PHF	0.92	0.92	0.92	0.92	0.92	0.92	0.92	0.92	0.92	0.92	0.92	0.92
Adj. Flow (vph)	0	2132	55	143	2086	28	0	0	386	0	0	140
RTOR Reduction (vph)	0	2	0	0	0	0	0	0	0	0	0	0
Lane Group Flow (vph)	0	2185	0	143	2114	0	0	0	386	0	0	140
Turn Type				Prot					Free			Free
Protected Phases		2		1	6							
Permitted Phases									Free			Free
Actuated Green, G (s)		133.0		16.0	160.0				160.0			160.0
Effective Green, g (s)		133.0		16.0	160.0				160.0			160.0
Actuated g/C Ratio		0.83		0.10	1.00				1.00			1.00
Clearance Time (s)		5.5		5.5	2.0							
Vehicle Extension (s)		3.0		1.5	0.2							
Lane Grp Cap (vph)		4211		177	5075				1611			1611
v/s Ratio Prot		c0.43		c0.08	0.42							
v/s Ratio Perm									0.24			0.09
v/c Ratio		0.52		0.81	0.42				0.24			0.09
Uniform Delay, d1		4.0		70.5	0.0				0.0			0.0
Progression Factor		0.87		0.89	1.00				1.00			1.00
Incremental Delay, d2		0.0		19.1	0.2				0.4			0.1
Delay (s)		3.5		81.6	0.2				0.4			0.1
Level of Service		A		F	A				A			A
Approach Delay (s)		3.5			5.4			0.4			0.1	
Approach LOS		A			A			A			A	

Intersection Summary

HCM Average Control Delay	4.0	HCM Level of Service	A
HCM Volume to Capacity ratio	0.55		
Actuated Cycle Length (s)	160.0	Sum of lost time (s)	11.0
Intersection Capacity Utilization	55.5%	ICU Level of Service	B
Analysis Period (min)	15		
c Critical Lane Group			

Background Traffic Midday
2128: SE 17th St & Cordova Rd

11/17/2013



Movement	EBL	EBT	EBR	WBL	WBT	WBR	NBL	NBT	NBR	SBL	SBT	SBR
Lane Configurations	↘	↑↑↑	↗	↘	↑↑↑		↘	↑	↗	↘	↗	
Volume (vph)	100	1607	100	99	2084	99	50	25	48	48	25	50
Ideal Flow (vphpl)	1900	1900	1900	1900	1900	1900	1900	1900	1900	1900	1900	1900
Total Lost time (s)	6.0	6.0	6.0	6.0	6.0		6.0	6.0	6.0	6.0	6.0	
Lane Util. Factor	1.00	0.91	1.00	1.00	0.91		1.00	1.00	1.00	1.00	1.00	
Frt	1.00	1.00	0.85	1.00	0.99		1.00	1.00	0.85	1.00	0.90	
Flt Protected	0.95	1.00	1.00	0.95	1.00		0.95	1.00	1.00	0.95	1.00	
Satd. Flow (prot)	1770	5085	1583	1770	5051		1770	1863	1583	1770	1676	
Flt Permitted	0.04	1.00	1.00	0.11	1.00		0.41	1.00	1.00	0.74	1.00	
Satd. Flow (perm)	73	5085	1583	202	5051		770	1863	1583	1378	1676	
Peak-hour factor, PHF	0.92	0.92	0.92	0.92	0.92	0.92	0.92	0.92	0.92	0.92	0.92	0.92
Adj. Flow (vph)	109	1747	109	108	2265	108	54	27	52	52	27	54
RTOR Reduction (vph)	0	0	16	0	2	0	0	0	45	0	50	0
Lane Group Flow (vph)	109	1747	93	108	2371	0	54	27	7	52	31	0
Turn Type	pm+pt		Perm	pm+pt			pm+pt		Perm	Perm		
Protected Phases	1	6		5	2		7	4				8
Permitted Phases	6		6	2			4		4	8		
Actuated Green, G (s)	126.1	115.6	115.6	117.5	111.3		20.2	20.2	20.2	11.0	11.0	
Effective Green, g (s)	126.1	115.6	115.6	117.5	111.3		20.2	20.2	20.2	11.0	11.0	
Actuated g/C Ratio	0.79	0.72	0.72	0.73	0.70		0.13	0.13	0.13	0.07	0.07	
Clearance Time (s)	6.0	6.0	6.0	6.0	6.0		6.0	6.0	6.0	6.0	6.0	
Vehicle Extension (s)	1.5	3.0	3.0	1.5	3.0		1.5	2.5	2.5	2.5	2.5	
Lane Grp Cap (vph)	169	3674	1144	209	3514		117	235	200	95	115	
v/s Ratio Prot	c0.04	c0.34		0.02	c0.47		c0.01	0.01				0.02
v/s Ratio Perm	0.47		0.06	0.36			c0.05		0.00	0.04		
v/c Ratio	0.64	0.48	0.08	0.52	0.67		0.46	0.11	0.03	0.55	0.27	
Uniform Delay, d1	37.2	9.4	6.5	7.2	14.0		65.0	62.0	61.3	72.1	70.7	
Progression Factor	1.44	0.43	0.50	1.28	1.67		1.00	1.00	1.00	1.00	1.00	
Incremental Delay, d2	4.8	0.3	0.1	0.9	1.0		1.1	0.2	0.0	5.0	0.9	
Delay (s)	58.4	4.3	3.4	10.1	24.3		66.0	62.1	61.4	77.1	71.6	
Level of Service	E	A	A	B	C		E	E	E	E	E	
Approach Delay (s)		7.3			23.7			63.4			73.7	
Approach LOS		A			C			E			E	

Intersection Summary

HCM Average Control Delay	19.4	HCM Level of Service	B
HCM Volume to Capacity ratio	0.67		
Actuated Cycle Length (s)	160.0	Sum of lost time (s)	24.0
Intersection Capacity Utilization	72.4%	ICU Level of Service	C
Analysis Period (min)	15		
c Critical Lane Group			

Background Traffic Midday
2141: SE 17th St & Eisenhower Blvd

11/17/2013



Movement	EBL	EBT	EBR	WBL	WBT	WBR	NBL	NBT	NBR	SBL	SBT	SBR
Lane Configurations												
Volume (vph)	77	1150	149	19	1152	31	145	17	36	63	34	129
Ideal Flow (vphpl)	1900	1900	1900	1900	1900	1900	1900	1900	1900	1900	1900	1900
Total Lost time (s)	6.0	6.0	6.0	6.0	6.0		6.0	6.0		6.0	6.0	6.0
Lane Util. Factor	1.00	0.91	1.00	0.97	0.91		0.97	1.00		1.00	1.00	1.00
Frt	1.00	1.00	0.85	1.00	1.00		1.00	0.90		1.00	1.00	0.85
Flt Protected	0.95	1.00	1.00	0.95	1.00		0.95	1.00		0.95	1.00	1.00
Satd. Flow (prot)	1770	5085	1583	3433	5065		3433	1672		1770	1863	1583
Flt Permitted	0.95	1.00	1.00	0.95	1.00		0.95	1.00		0.95	1.00	1.00
Satd. Flow (perm)	1770	5085	1583	3433	5065		3433	1672		1770	1863	1583
Peak-hour factor, PHF	0.92	0.92	0.92	0.92	0.92	0.92	0.92	0.92	0.92	0.92	0.92	0.92
Adj. Flow (vph)	84	1250	162	21	1252	34	158	18	39	68	37	140
RTOR Reduction (vph)	0	0	32	0	1	0	0	37	0	0	0	132
Lane Group Flow (vph)	84	1250	130	21	1285	0	158	20	0	68	37	8
Turn Type	Prot		Perm	Prot			Prot			Prot		Perm
Protected Phases	1	6		5	2		7	4		3	8	
Permitted Phases			6									8
Actuated Green, G (s)	11.5	112.0	112.0	3.3	103.8		11.3	7.8		12.9	9.4	9.4
Effective Green, g (s)	11.5	112.0	112.0	3.3	103.8		11.3	7.8		12.9	9.4	9.4
Actuated g/C Ratio	0.07	0.70	0.70	0.02	0.65		0.07	0.05		0.08	0.06	0.06
Clearance Time (s)	6.0	6.0	6.0	6.0	6.0		6.0	6.0		6.0	6.0	6.0
Vehicle Extension (s)	1.5	3.0	3.0	1.5	3.0		1.5	2.0		1.5	2.0	2.0
Lane Grp Cap (vph)	127	3560	1108	71	3286		242	82		143	109	93
v/s Ratio Prot	c0.05	0.25		0.01	c0.25		c0.05	0.01		0.04	c0.02	
v/s Ratio Perm			0.08									0.01
v/c Ratio	0.66	0.35	0.12	0.30	0.39		0.65	0.24		0.48	0.34	0.09
Uniform Delay, d1	72.4	9.5	7.8	77.2	13.2		72.4	73.3		70.3	72.3	71.2
Progression Factor	1.32	0.47	0.67	1.00	1.00		1.00	1.00		1.00	1.00	1.00
Incremental Delay, d2	8.7	0.2	0.2	0.8	0.4		4.8	0.6		0.9	0.7	0.2
Delay (s)	104.0	4.7	5.5	78.1	13.6		77.2	73.8		71.2	73.0	71.4
Level of Service	F	A	A	E	B		E	E		E	E	E
Approach Delay (s)		10.4			14.6			76.3			71.6	
Approach LOS		B			B			E			E	

Intersection Summary

HCM Average Control Delay	21.0	HCM Level of Service	C
HCM Volume to Capacity ratio	0.41		
Actuated Cycle Length (s)	160.0	Sum of lost time (s)	18.0
Intersection Capacity Utilization	53.0%	ICU Level of Service	A
Analysis Period (min)	15		
c Critical Lane Group			

Background Traffic Midday
 2229: SE 17th St & S. Federal Hwy (US 1)

11/17/2013



Movement	EBL	EBT	EBR	WBL	WBT	WBR	NBL	NBT	NBR	SBL	SBT	SBR
Lane Configurations	↖	↖↖	↖	↖↖	↖↖	↖	↖	↖↖↖	↖	↖↖	↖↖↖	
Volume (vph)	187	584	133	1067	479	502	122	1129	854	644	1085	73
Ideal Flow (vphpl)	1900	1900	1900	1900	1900	1900	1900	1900	1900	1900	1900	1900
Total Lost time (s)	5.5	5.5	5.5	6.0	6.0	6.0	6.0	5.5	5.5	6.0	6.0	
Lane Util. Factor	0.91	0.91	1.00	0.86	0.86	1.00	1.00	0.91	1.00	0.97	0.91	
Frt	1.00	1.00	0.85	1.00	1.00	0.85	1.00	1.00	0.85	1.00	0.99	
Flt Protected	0.95	1.00	1.00	0.95	0.98	1.00	0.95	1.00	1.00	0.95	1.00	
Satd. Flow (prot)	1610	3385	1583	3044	3142	1583	1770	5085	1583	3433	5037	
Flt Permitted	0.95	1.00	1.00	0.95	0.98	1.00	0.95	1.00	1.00	0.95	1.00	
Satd. Flow (perm)	1610	3385	1583	3044	3142	1583	1770	5085	1583	3433	5037	
Peak-hour factor, PHF	0.92	0.92	0.92	0.92	0.92	0.92	0.92	0.92	0.92	0.92	0.92	0.92
Adj. Flow (vph)	203	635	145	1160	521	546	133	1227	928	700	1179	79
RTOR Reduction (vph)	0	0	100	0	0	233	0	0	334	0	5	0
Lane Group Flow (vph)	183	655	45	824	857	313	133	1227	594	700	1253	0
Turn Type	Split		Perm	Split		Perm	Prot		Perm	Prot		
Protected Phases	7	7		8	8		5	2		1	6	
Permitted Phases			7			8			2			
Actuated Green, G (s)	33.5	33.5	33.5	37.0	37.0	37.0	14.4	44.5	44.5	22.0	51.6	
Effective Green, g (s)	33.5	33.5	33.5	37.0	37.0	37.0	14.4	44.5	44.5	22.0	51.6	
Actuated g/C Ratio	0.21	0.21	0.21	0.23	0.23	0.23	0.09	0.28	0.28	0.14	0.32	
Clearance Time (s)	5.5	5.5	5.5	6.0	6.0	6.0	6.0	5.5	5.5	6.0	6.0	
Vehicle Extension (s)	2.0	2.0	2.0	2.0	2.0	2.0	1.5	3.0	3.0	1.5	3.0	
Lane Grp Cap (vph)	337	709	331	704	727	366	159	1414	440	472	1624	
v/s Ratio Prot	0.11	c0.19		0.27	c0.27		0.08	0.24		c0.20	0.25	
v/s Ratio Perm			0.03			0.20			c0.38			
v/c Ratio	0.54	0.92	0.13	1.17	1.18	0.86	0.84	0.87	1.35	1.48	0.77	
Uniform Delay, d1	56.4	62.0	51.5	61.5	61.5	58.9	71.6	55.0	57.8	69.0	48.9	
Progression Factor	1.00	1.00	1.00	0.68	0.68	0.52	1.00	1.00	1.00	1.00	1.00	
Incremental Delay, d2	1.0	17.5	0.1	90.6	93.6	16.0	28.9	7.4	172.4	228.5	3.6	
Delay (s)	57.4	79.5	51.5	132.4	135.5	46.8	100.5	62.4	230.2	297.5	52.5	
Level of Service	E	E	D	F	F	D	F	E	F	F	D	
Approach Delay (s)		71.2			112.6			132.7			140.1	
Approach LOS		E			F			F			F	

Intersection Summary

HCM Average Control Delay	120.5	HCM Level of Service	F
HCM Volume to Capacity ratio	1.22		
Actuated Cycle Length (s)	160.0	Sum of lost time (s)	23.0
Intersection Capacity Utilization	101.6%	ICU Level of Service	G
Analysis Period (min)	15		
c Critical Lane Group			

Background Traffic Midday
2406: SE 17th St & SE 10th Ave

11/17/2013



Movement	EBL	EBT	EBR	WBL	WBT	WBR	NBL	NBT	NBR	SBL	SBT	SBR
Lane Configurations	↗	↑↑↑		↗	↑↑↑		↗	↑	↗	↗	↑	↗
Volume (vph)	137	2104	89	23	1775	33	93	26	58	89	43	63
Ideal Flow (vphpl)	1900	1900	1900	1900	1900	1900	1900	1900	1900	1900	1900	1900
Total Lost time (s)	5.5	5.5		5.5	5.5		6.0	6.0	6.0	6.0	6.0	
Lane Util. Factor	1.00	0.91		1.00	0.91		1.00	1.00	1.00	1.00	1.00	
Frt	1.00	0.99		1.00	1.00		1.00	1.00	0.85	1.00	0.91	
Flt Protected	0.95	1.00		0.95	1.00		0.95	1.00	1.00	0.95	1.00	
Satd. Flow (prot)	1770	5054		1770	5071		1770	1863	1583	1770	1698	
Flt Permitted	0.07	1.00		0.95	1.00		0.37	1.00	1.00	0.74	1.00	
Satd. Flow (perm)	125	5054		1770	5071		695	1863	1583	1377	1698	
Peak-hour factor, PHF	0.92	0.92	0.92	0.92	0.92	0.92	0.92	0.92	0.92	0.92	0.92	0.92
Adj. Flow (vph)	149	2287	97	25	1929	36	101	28	63	97	47	68
RTOR Reduction (vph)	0	2	0	0	1	0	0	0	53	0	35	0
Lane Group Flow (vph)	149	2382	0	25	1964	0	101	28	10	97	80	0
Turn Type	pm+pt			Prot			pm+pt			Perm		Perm
Protected Phases	1	6		5	2		7	4				8
Permitted Phases	6						4			4	8	
Actuated Green, G (s)	122.8	112.8		4.5	106.5		25.7	25.7	25.7	15.7	15.7	
Effective Green, g (s)	122.8	112.8		4.5	106.5		25.7	25.7	25.7	15.7	15.7	
Actuated g/C Ratio	0.77	0.70		0.03	0.67		0.16	0.16	0.16	0.10	0.10	
Clearance Time (s)	5.5	5.5		5.5	5.5		6.0	6.0	6.0	6.0	6.0	
Vehicle Extension (s)	1.5	3.0		1.5	3.0		1.5	2.0	2.0	2.0	2.0	
Lane Grp Cap (vph)	207	3563		50	3375		139	299	254	135	167	
v/s Ratio Prot	c0.05	c0.47		0.01	0.39		c0.02	0.02			0.05	
v/s Ratio Perm	c0.50						c0.10			0.01	0.07	
v/c Ratio	0.72	0.67		0.50	0.58		0.73	0.09	0.04	0.72	0.48	
Uniform Delay, d1	26.2	13.2		76.6	14.6		65.0	57.2	56.7	70.0	68.3	
Progression Factor	0.80	1.19		1.44	0.51		1.00	1.00	1.00	1.00	1.00	
Incremental Delay, d2	8.6	0.9		2.1	0.6		14.8	0.0	0.0	14.1	0.8	
Delay (s)	29.5	16.6		112.6	8.0		79.8	57.3	56.8	84.1	69.1	
Level of Service	C	B		F	A		E	E	E	F	E	
Approach Delay (s)		17.3			9.3			68.9			75.9	
Approach LOS		B			A			E			E	

Intersection Summary

HCM Average Control Delay	18.6	HCM Level of Service	B
HCM Volume to Capacity ratio	0.72		
Actuated Cycle Length (s)	160.0	Sum of lost time (s)	17.0
Intersection Capacity Utilization	72.8%	ICU Level of Service	C
Analysis Period (min)	15		
c Critical Lane Group			

Arterial Level of Service: EB SE 17th St

Cross Street	Arterial Class	Flow Speed	Running Time	Signal Delay	Travel Time (s)	Dist (mi)	Arterial Speed	Arterial LOS
S. Federal Hwy (US 1)	III	35	20.3	81.6	101.9	0.16	5.6	F
Miami Rd	III	35	20.2	3.7	23.9	0.16	23.8	C
SE 10th Ave	III	35	12.4	17.0	29.4	0.09	11.2	E
Cordova Rd	III	35	16.1	4.5	20.6	0.13	21.9	C
Eisenhower Blvd	III	35	45.7	4.5	50.2	0.38	27.3	B
Total	III		114.7	111.3	226.0	0.92	14.6	D

Arterial Level of Service: WB SE 17th St

Cross Street	Arterial Class	Flow Speed	Running Time	Signal Delay	Travel Time (s)	Dist (mi)	Arterial Speed	Arterial LOS
Eisenhower Blvd	III	35	24.7	13.9	38.6	0.21	19.2	C
Cordova Rd	III	35	45.7	25.8	71.5	0.38	19.2	C
SE 10th Ave	III	35	16.1	8.6	24.7	0.13	18.3	C
Miami Rd	III	35	12.4	0.2	12.6	0.09	26.2	B
S. Federal Hwy (US 1)	III	35	20.2	131.5	151.7	0.16	3.8	F
Total	III		119.1	180.0	299.1	0.96	11.6	E

Total Traffic Midday
2107: SE 17th St & Miami Rd

11/17/2013



Movement	EBL	EBT	EBR	WBL	WBT	WBR	NBL	NBT	NBR	SBL	SBT	SBR
Lane Configurations		↑↑↑		↑	↑↑↑				↑			↑
Volume (vph)	0	2030	51	138	2011	27	0	0	367	0	0	129
Ideal Flow (vphpl)	1900	1900	1900	1900	1900	1900	1900	1900	1900	1900	1900	1900
Total Lost time (s)		5.5		5.5	2.0				4.0			4.0
Lane Util. Factor		0.91		1.00	0.91				1.00			1.00
Frt		1.00		1.00	1.00				0.86			0.86
Flt Protected		1.00		0.95	1.00				1.00			1.00
Satd. Flow (prot)		5067		1770	5075				1611			1611
Flt Permitted		1.00		0.95	1.00				1.00			1.00
Satd. Flow (perm)		5067		1770	5075				1611			1611
Peak-hour factor, PHF	0.92	0.92	0.92	0.92	0.92	0.92	0.92	0.92	0.92	0.92	0.92	0.92
Adj. Flow (vph)	0	2207	55	150	2186	29	0	0	399	0	0	140
RTOR Reduction (vph)	0	1	0	0	0	0	0	0	0	0	0	0
Lane Group Flow (vph)	0	2261	0	150	2215	0	0	0	399	0	0	140
Turn Type				Prot					Free			Free
Protected Phases		2		1	6							
Permitted Phases									Free			Free
Actuated Green, G (s)		132.5		16.5	160.0				160.0			160.0
Effective Green, g (s)		132.5		16.5	160.0				160.0			160.0
Actuated g/C Ratio		0.83		0.10	1.00				1.00			1.00
Clearance Time (s)		5.5		5.5	2.0							
Vehicle Extension (s)		3.0		1.5	0.2							
Lane Grp Cap (vph)		4196		183	5075				1611			1611
v/s Ratio Prot		c0.45		c0.08	0.44							
v/s Ratio Perm									0.25			0.09
v/c Ratio		0.54		0.82	0.44				0.25			0.09
Uniform Delay, d1		4.3		70.3	0.0				0.0			0.0
Progression Factor		0.29		0.78	1.00				1.00			1.00
Incremental Delay, d2		0.0		19.1	0.2				0.4			0.1
Delay (s)		1.3		74.0	0.2				0.4			0.1
Level of Service		A		E	A				A			A
Approach Delay (s)		1.3			4.9			0.4			0.1	
Approach LOS		A			A			A			A	

Intersection Summary

HCM Average Control Delay	2.8	HCM Level of Service	A
HCM Volume to Capacity ratio	0.57		
Actuated Cycle Length (s)	160.0	Sum of lost time (s)	11.0
Intersection Capacity Utilization	57.2%	ICU Level of Service	B
Analysis Period (min)	15		
c Critical Lane Group			

Total Traffic MIDDAY
2128: SE 17th St & Cordova Rd

11/17/2013



Movement	EBL	EBT	EBR	WBL	WBT	WBR	NBL	NBT	NBR	SBL	SBT	SBR
Lane Configurations	↘	↑↑↑	↗	↘	↑↑↑		↘	↑	↗	↘	↗	
Volume (vph)	100	1700	100	100	2100	100	50	25	50	50	25	50
Ideal Flow (vphpl)	1900	1900	1900	1900	1900	1900	1900	1900	1900	1900	1900	1900
Total Lost time (s)	6.0	6.0	6.0	6.0	6.0		6.0	6.0	6.0	6.0	6.0	
Lane Util. Factor	1.00	0.91	1.00	1.00	0.91		1.00	1.00	1.00	1.00	1.00	
Frt	1.00	1.00	0.85	1.00	0.99		1.00	1.00	0.85	1.00	0.90	
Flt Protected	0.95	1.00	1.00	0.95	1.00		0.95	1.00	1.00	0.95	1.00	
Satd. Flow (prot)	1770	5085	1583	1770	5051		1770	1863	1583	1770	1676	
Flt Permitted	0.04	1.00	1.00	0.09	1.00		0.42	1.00	1.00	0.74	1.00	
Satd. Flow (perm)	68	5085	1583	170	5051		777	1863	1583	1378	1676	
Peak-hour factor, PHF	0.92	0.92	0.92	0.92	0.92	0.92	0.92	0.92	0.92	0.92	0.92	0.92
Adj. Flow (vph)	109	1848	109	109	2283	109	54	27	54	54	27	54
RTOR Reduction (vph)	0	0	12	0	2	0	0	0	46	0	50	0
Lane Group Flow (vph)	109	1848	97	109	2390	0	54	27	8	54	31	0
Turn Type	pm+pt		Perm	pm+pt			pm+pt		Perm	Perm		
Protected Phases	1	6		5	2		7	4			8	
Permitted Phases	6		6	2			4		4	8		
Actuated Green, G (s)	121.8	110.1	110.1	112.2	105.3		25.0	25.0	25.0	11.2	11.2	
Effective Green, g (s)	121.8	110.1	110.1	112.2	105.3		25.0	25.0	25.0	11.2	11.2	
Actuated g/C Ratio	0.76	0.69	0.69	0.70	0.66		0.16	0.16	0.16	0.07	0.07	
Clearance Time (s)	6.0	6.0	6.0	6.0	6.0		6.0	6.0	6.0	6.0	6.0	
Vehicle Extension (s)	1.5	3.0	3.0	1.5	3.0		1.5	2.5	2.5	2.5	2.5	
Lane Grp Cap (vph)	176	3499	1089	188	3324		170	291	247	96	117	
v/s Ratio Prot	c0.05	c0.36		0.02	c0.47		c0.02	0.01			0.02	
v/s Ratio Perm	0.43		0.06	0.38			0.03		0.01	c0.04		
v/c Ratio	0.62	0.53	0.09	0.58	0.72		0.32	0.09	0.03	0.56	0.26	
Uniform Delay, d1	41.0	12.2	8.3	10.0	17.8		58.9	57.8	57.3	72.0	70.5	
Progression Factor	1.38	0.74	1.00	0.87	1.46		1.00	1.00	1.00	1.00	1.00	
Incremental Delay, d2	3.3	0.4	0.1	2.6	1.3		0.4	0.1	0.0	6.0	0.9	
Delay (s)	60.1	9.4	8.4	11.4	27.3		59.3	57.9	57.3	78.0	71.4	
Level of Service	E	A	A	B	C		E	E	E	E	E	
Approach Delay (s)		12.0			26.6			58.2			74.0	
Approach LOS		B			C			E			E	

Intersection Summary

HCM Average Control Delay	22.6	HCM Level of Service	C
HCM Volume to Capacity ratio	0.71		
Actuated Cycle Length (s)	160.0	Sum of lost time (s)	30.0
Intersection Capacity Utilization	72.8%	ICU Level of Service	C
Analysis Period (min)	15		
c Critical Lane Group			

Total Traffic MIDDAY
2141: SE 17th St & Eisenhower Blvd

11/17/2013



Movement	EBL	EBT	EBR	WBL	WBT	WBR	NBL	NBT	NBR	SBL	SBT	SBR
Lane Configurations												
Volume (vph)	77	1168	222	28	1152	38	227	26	56	73	50	151
Ideal Flow (vphpl)	1900	1900	1900	1900	1900	1900	1900	1900	1900	1900	1900	1900
Total Lost time (s)	6.0	6.0	6.0	6.0	6.0		6.0	6.0		6.0	6.0	6.0
Lane Util. Factor	1.00	0.91	1.00	0.97	0.91		0.97	1.00		1.00	1.00	1.00
Frt	1.00	1.00	0.85	1.00	1.00		1.00	0.90		1.00	1.00	0.85
Flt Protected	0.95	1.00	1.00	0.95	1.00		0.95	1.00		0.95	1.00	1.00
Satd. Flow (prot)	1770	5085	1583	3433	5061		3433	1671		1770	1863	1583
Flt Permitted	0.95	1.00	1.00	0.95	1.00		0.95	1.00		0.95	1.00	1.00
Satd. Flow (perm)	1770	5085	1583	3433	5061		3433	1671		1770	1863	1583
Peak-hour factor, PHF	0.92	0.92	0.92	0.92	0.92	0.92	0.92	0.92	0.92	0.92	0.92	0.92
Adj. Flow (vph)	84	1270	241	30	1252	41	247	28	61	79	54	164
RTOR Reduction (vph)	0	0	53	0	1	0	0	56	0	0	0	154
Lane Group Flow (vph)	84	1270	188	30	1292	0	247	33	0	79	54	10
Turn Type	Prot		Perm	Prot			Prot			Prot		Perm
Protected Phases	1	6		5	2		7	4		3	8	
Permitted Phases			6									8
Actuated Green, G (s)	11.5	106.7	106.7	4.6	99.8		15.4	13.7		11.0	9.3	9.3
Effective Green, g (s)	11.5	106.7	106.7	4.6	99.8		15.4	13.7		11.0	9.3	9.3
Actuated g/C Ratio	0.07	0.67	0.67	0.03	0.62		0.10	0.09		0.07	0.06	0.06
Clearance Time (s)	6.0	6.0	6.0	6.0	6.0		6.0	6.0		6.0	6.0	6.0
Vehicle Extension (s)	1.5	3.0	3.0	1.5	3.0		1.5	2.0		1.5	2.0	2.0
Lane Grp Cap (vph)	127	3391	1056	99	3157		330	143		122	108	92
v/s Ratio Prot	c0.05	0.25		0.01	c0.26		c0.07	c0.02		0.04	c0.03	
v/s Ratio Perm			0.12									0.01
v/c Ratio	0.66	0.37	0.18	0.30	0.41		0.75	0.23		0.65	0.50	0.10
Uniform Delay, d1	72.4	11.8	10.1	76.1	15.2		70.4	68.2		72.6	73.1	71.4
Progression Factor	1.21	0.62	0.87	1.00	1.00		1.00	1.00		1.00	1.00	1.00
Incremental Delay, d2	8.5	0.3	0.3	0.6	0.4		7.9	0.3		8.5	1.3	0.2
Delay (s)	96.1	7.6	9.1	76.8	15.6		78.3	68.5		81.2	74.4	71.6
Level of Service	F	A	A	E	B		E	E		F	E	E
Approach Delay (s)		12.5			17.0			75.7			74.6	
Approach LOS		B			B			E			E	

Intersection Summary

HCM Average Control Delay	25.3	HCM Level of Service	C
HCM Volume to Capacity ratio	0.50		
Actuated Cycle Length (s)	160.0	Sum of lost time (s)	30.0
Intersection Capacity Utilization	55.5%	ICU Level of Service	B
Analysis Period (min)	15		
c Critical Lane Group			

Total Traffic MIDDAY
 2229: SE 17th St & S. Federal Hwy (US 1)

11/17/2013



Movement	EBL	EBT	EBR	WBL	WBT	WBR	NBL	NBT	NBR	SBL	SBT	SBR
Lane Configurations	↖	↖↖	↖	↖↖	↖↖	↖	↖	↖↖↖	↖	↖↖	↖↖↖	
Volume (vph)	187	603	133	1115	500	525	122	1129	883	665	1085	73
Ideal Flow (vphpl)	1900	1900	1900	1900	1900	1900	1900	1900	1900	1900	1900	1900
Total Lost time (s)	5.5	5.5	5.5	6.0	6.0	6.0	6.0	5.5	5.5	6.0	6.0	
Lane Util. Factor	0.91	0.91	1.00	0.86	0.86	1.00	1.00	0.91	1.00	0.97	0.91	
Frt	1.00	1.00	0.85	1.00	1.00	0.85	1.00	1.00	0.85	1.00	0.99	
Flt Protected	0.95	1.00	1.00	0.95	0.98	1.00	0.95	1.00	1.00	0.95	1.00	
Satd. Flow (prot)	1610	3385	1583	3044	3142	1583	1770	5085	1583	3433	5037	
Flt Permitted	0.95	1.00	1.00	0.95	0.98	1.00	0.95	1.00	1.00	0.95	1.00	
Satd. Flow (perm)	1610	3385	1583	3044	3142	1583	1770	5085	1583	3433	5037	
Peak-hour factor, PHF	0.92	0.92	0.92	0.92	0.92	0.92	0.92	0.92	0.92	0.92	0.92	0.92
Adj. Flow (vph)	203	655	145	1212	543	571	133	1227	960	723	1179	79
RTOR Reduction (vph)	0	0	97	0	0	232	0	0	338	0	5	0
Lane Group Flow (vph)	183	675	48	861	894	339	133	1227	622	723	1253	0
Turn Type	Split		Perm	Split		Perm	Prot		Perm	Prot		
Protected Phases	7	7		8	8		5	2		1	6	
Permitted Phases			7			8			2			
Actuated Green, G (s)	33.9	33.9	33.9	37.6	37.6	37.6	14.4	44.5	44.5	21.0	50.6	
Effective Green, g (s)	33.9	33.9	33.9	37.6	37.6	37.6	14.4	44.5	44.5	21.0	50.6	
Actuated g/C Ratio	0.21	0.21	0.21	0.24	0.24	0.24	0.09	0.28	0.28	0.13	0.32	
Clearance Time (s)	5.5	5.5	5.5	6.0	6.0	6.0	6.0	5.5	5.5	6.0	6.0	
Vehicle Extension (s)	2.0	2.0	2.0	2.0	2.0	2.0	1.5	3.0	3.0	1.5	3.0	
Lane Grp Cap (vph)	341	717	335	715	738	372	159	1414	440	451	1593	
v/s Ratio Prot	0.11	c0.20		0.28	c0.28		0.08	0.24		c0.21	0.25	
v/s Ratio Perm			0.03			0.21			c0.39			
v/c Ratio	0.54	0.94	0.14	1.20	1.21	0.91	0.84	0.87	1.41	1.60	0.79	
Uniform Delay, d1	56.1	62.1	51.2	61.2	61.2	59.6	71.6	55.0	57.8	69.5	49.8	
Progression Factor	1.00	1.00	1.00	0.67	0.67	0.63	1.00	1.00	1.00	1.00	1.00	
Incremental Delay, d2	0.8	20.3	0.1	104.0	106.7	24.1	28.9	7.4	199.4	281.6	4.0	
Delay (s)	56.9	82.4	51.3	145.3	148.0	61.7	100.5	62.4	257.1	351.1	53.8	
Level of Service	E	F	D	F	F	E	F	E	F	F	D	
Approach Delay (s)		73.2			125.8			145.1			162.3	
Approach LOS		E			F			F			F	

Intersection Summary

HCM Average Control Delay	134.3	HCM Level of Service	F
HCM Volume to Capacity ratio	1.27		
Actuated Cycle Length (s)	160.0	Sum of lost time (s)	23.0
Intersection Capacity Utilization	104.5%	ICU Level of Service	G
Analysis Period (min)	15		
c Critical Lane Group			

Total Traffic MIDDAY
2406: SE 17th St & SE 10th Ave

11/17/2013



Movement	EBL	EBT	EBR	WBL	WBT	WBR	NBL	NBT	NBR	SBL	SBT	SBR
Lane Configurations	↗	↗↗↗		↗	↗↗↗		↗	↑	↗	↗	↗	↗
Volume (vph)	137	2183	89	24	1874	35	93	26	60	66	43	63
Ideal Flow (vphpl)	1900	1900	1900	1900	1900	1900	1900	1900	1900	1900	1900	1900
Total Lost time (s)	5.5	5.5		5.5	5.5		6.0	6.0	6.0	6.0	6.0	
Lane Util. Factor	1.00	0.91		1.00	0.91		1.00	1.00	1.00	1.00	1.00	
Frt	1.00	0.99		1.00	1.00		1.00	1.00	0.85	1.00	0.91	
Flt Protected	0.95	1.00		0.95	1.00		0.95	1.00	1.00	0.95	1.00	
Satd. Flow (prot)	1770	5055		1770	5071		1770	1863	1583	1770	1698	
Flt Permitted	0.05	1.00		0.95	1.00		0.32	1.00	1.00	0.74	1.00	
Satd. Flow (perm)	93	5055		1770	5071		592	1863	1583	1377	1698	
Peak-hour factor, PHF	0.92	0.92	0.92	0.92	0.92	0.92	0.92	0.92	0.92	0.92	0.92	0.92
Adj. Flow (vph)	149	2373	97	26	2037	38	101	28	65	72	47	68
RTOR Reduction (vph)	0	2	0	0	1	0	0	0	53	0	38	0
Lane Group Flow (vph)	149	2468	0	26	2074	0	101	28	12	72	77	0
Turn Type	pm+pt			Prot			pm+pt			Perm	Perm	
Protected Phases	1	6		5	2		7	4				8
Permitted Phases	6						4			4	8	
Actuated Green, G (s)	117.8	107.7		4.6	98.7		30.7	30.7		30.7	12.8	12.8
Effective Green, g (s)	117.8	107.7		4.6	98.7		30.7	30.7		30.7	12.8	12.8
Actuated g/C Ratio	0.74	0.67		0.03	0.62		0.19	0.19		0.19	0.08	0.08
Clearance Time (s)	5.5	5.5		5.5	5.5		6.0	6.0		6.0	6.0	6.0
Vehicle Extension (s)	1.5	3.0		1.5	3.0		1.5	2.0		2.0	2.0	2.0
Lane Grp Cap (vph)	211	3403		51	3128		201	357		304	110	136
v/s Ratio Prot	c0.06	c0.49		0.01	0.41		c0.04	0.02				0.05
v/s Ratio Perm	0.46						0.06			0.01	c0.05	
v/c Ratio	0.71	0.73		0.51	0.66		0.50	0.08		0.04	0.65	0.57
Uniform Delay, d1	39.8	16.7		76.6	19.9		55.8	53.0		52.7	71.5	70.9
Progression Factor	0.86	0.90		1.45	0.49		1.00	1.00		1.00	1.00	1.00
Incremental Delay, d2	7.5	1.2		2.1	0.8		0.7	0.0		0.0	10.2	3.2
Delay (s)	41.6	16.3		113.1	10.5		56.5	53.1		52.7	81.6	74.2
Level of Service	D	B		F	B		E	D		D	F	E
Approach Delay (s)	17.7			11.8			54.7			77.0		
Approach LOS	B			B			D			E		

Intersection Summary

HCM Average Control Delay	18.8	HCM Level of Service	B
HCM Volume to Capacity ratio	0.72		
Actuated Cycle Length (s)	160.0	Sum of lost time (s)	23.0
Intersection Capacity Utilization	74.3%	ICU Level of Service	D
Analysis Period (min)	15		
c Critical Lane Group			

Arterial Level of Service: EB SE 17th St

Cross Street	Arterial Class	Flow Speed	Running Time	Signal Delay	Travel Time (s)	Dist (mi)	Arterial Speed	Arterial LOS
S. Federal Hwy (US 1)	III	35	20.3	83.7	104.0	0.16	5.5	F
Miami Rd	III	35	20.2	1.3	21.5	0.16	26.5	B
SE 10th Ave	III	35	12.4	17.0	29.4	0.09	11.2	E
Cordova Rd	III	35	16.1	10.1	26.2	0.13	17.3	D
Eisenhower Blvd	III	35	45.7	7.9	53.6	0.38	25.6	B
Total	III		114.7	120.0	234.7	0.92	14.0	D

Arterial Level of Service: WB SE 17th St

Cross Street	Arterial Class	Flow Speed	Running Time	Signal Delay	Travel Time (s)	Dist (mi)	Arterial Speed	Arterial LOS
Eisenhower Blvd	III	35	24.7	16.7	41.4	0.21	17.9	D
Cordova Rd	III	35	45.7	30.0	75.7	0.38	18.1	C
SE 10th Ave	III	35	16.1	11.4	27.5	0.13	16.4	D
Miami Rd	III	35	12.4	0.2	12.6	0.09	26.2	B
S. Federal Hwy (US 1)	III	35	20.2	142.5	162.7	0.16	3.5	F
Total	III		119.1	200.8	319.9	0.96	10.8	E

Background Traffic PM
2107: SE 17th St & Miami Rd

11/17/2013



Movement	EBL	EBT	EBR	WBL	WBT	WBR	NBL	NBT	NBR	SBL	SBT	SBR
Lane Configurations		↑↑↑		↑	↑↑↑				↑			↑
Volume (vph)	0	1720	81	268	2102	23	0	0	267	0	0	104
Ideal Flow (vphpl)	1900	1900	1900	1900	1900	1900	1900	1900	1900	1900	1900	1900
Total Lost time (s)		5.5		5.5	2.0				4.0			4.0
Lane Util. Factor		0.91		1.00	0.91				1.00			1.00
Frt		0.99		1.00	1.00				0.86			0.86
Flt Protected		1.00		0.95	1.00				1.00			1.00
Satd. Flow (prot)		5051		1770	5077				1611			1611
Flt Permitted		1.00		0.95	1.00				1.00			1.00
Satd. Flow (perm)		5051		1770	5077				1611			1611
Peak-hour factor, PHF	0.92	0.92	0.92	0.92	0.92	0.92	0.92	0.92	0.92	0.92	0.92	0.92
Adj. Flow (vph)	0	1870	88	291	2285	25	0	0	290	0	0	113
RTOR Reduction (vph)	0	3	0	0	0	0	0	0	0	0	0	0
Lane Group Flow (vph)	0	1955	0	291	2310	0	0	0	290	0	0	113
Turn Type				Prot					Free			Free
Protected Phases		2		1	6							
Permitted Phases									Free			Free
Actuated Green, G (s)		129.5		19.5	160.0				160.0			160.0
Effective Green, g (s)		129.5		19.5	160.0				160.0			160.0
Actuated g/C Ratio		0.81		0.12	1.00				1.00			1.00
Clearance Time (s)		5.5		5.5	2.0							
Vehicle Extension (s)		3.0		1.5	0.2							
Lane Grp Cap (vph)		4088		216	5077				1611			1611
v/s Ratio Prot		c0.39		c0.16	0.45							
v/s Ratio Perm									0.18			0.07
v/c Ratio		0.48		1.35	0.45				0.18			0.07
Uniform Delay, d1		4.7		70.2	0.0				0.0			0.0
Progression Factor		2.03		0.82	1.00				1.00			1.00
Incremental Delay, d2		0.0		177.6	0.2				0.2			0.1
Delay (s)		9.6		234.9	0.2				0.2			0.1
Level of Service		A		F	A				A			A
Approach Delay (s)		9.6			26.5			0.2			0.1	
Approach LOS		A			C			A			A	

Intersection Summary

HCM Average Control Delay	17.7	HCM Level of Service	B
HCM Volume to Capacity ratio	0.59		
Actuated Cycle Length (s)	160.0	Sum of lost time (s)	11.0
Intersection Capacity Utilization	59.0%	ICU Level of Service	B
Analysis Period (min)	15		
c Critical Lane Group			

Background Traffic PM
2128: SE 17th St & Cordova Rd

11/17/2013



Movement	EBL	EBT	EBR	WBL	WBT	WBR	NBL	NBT	NBR	SBL	SBT	SBR
Lane Configurations	↘	↑↑↑	↗	↘	↑↑↑		↘	↑	↗	↘	↗	
Volume (vph)	100	1607	100	99	2084	99	50	25	48	48	25	50
Ideal Flow (vphpl)	1900	1900	1900	1900	1900	1900	1900	1900	1900	1900	1900	1900
Total Lost time (s)	6.0	6.0	6.0	6.0	6.0		6.0	6.0	6.0	6.0	6.0	
Lane Util. Factor	1.00	0.91	1.00	1.00	0.91		1.00	1.00	1.00	1.00	1.00	
Frt	1.00	1.00	0.85	1.00	0.99		1.00	1.00	0.85	1.00	0.90	
Flt Protected	0.95	1.00	1.00	0.95	1.00		0.95	1.00	1.00	0.95	1.00	
Satd. Flow (prot)	1770	5085	1583	1770	5051		1770	1863	1583	1770	1676	
Flt Permitted	0.04	1.00	1.00	0.11	1.00		0.41	1.00	1.00	0.74	1.00	
Satd. Flow (perm)	67	5085	1583	196	5051		770	1863	1583	1378	1676	
Peak-hour factor, PHF	0.92	0.92	0.92	0.92	0.92	0.92	0.92	0.92	0.92	0.92	0.92	0.92
Adj. Flow (vph)	109	1747	109	108	2265	108	54	27	52	52	27	54
RTOR Reduction (vph)	0	0	13	0	2	0	0	0	44	0	50	0
Lane Group Flow (vph)	109	1747	96	108	2371	0	54	27	8	52	31	0
Turn Type	pm+pt		Perm	pm+pt			pm+pt		Perm	Perm		
Protected Phases	1	6		5	2		7	4			8	
Permitted Phases	6		6	2			4		4	8		
Actuated Green, G (s)	122.3	110.6	110.6	112.1	105.5		24.8	24.8	24.8	11.0	11.0	
Effective Green, g (s)	122.3	110.6	110.6	112.1	105.5		24.8	24.8	24.8	11.0	11.0	
Actuated g/C Ratio	0.76	0.69	0.69	0.70	0.66		0.16	0.16	0.16	0.07	0.07	
Clearance Time (s)	6.0	6.0	6.0	6.0	6.0		6.0	6.0	6.0	6.0	6.0	
Vehicle Extension (s)	1.5	3.0	3.0	1.5	3.0		1.5	2.5	2.5	2.5	2.5	
Lane Grp Cap (vph)	176	3515	1094	202	3331		168	289	245	95	115	
v/s Ratio Prot	c0.05	c0.34		0.02	c0.47		c0.02	0.01			0.02	
v/s Ratio Perm	0.43		0.06	0.35			0.03		0.01	c0.04		
v/c Ratio	0.62	0.50	0.09	0.53	0.71		0.32	0.09	0.03	0.55	0.27	
Uniform Delay, d1	41.0	11.6	8.1	9.2	17.5		59.1	58.0	57.4	72.1	70.7	
Progression Factor	1.15	1.19	1.79	1.33	1.17		1.00	1.00	1.00	1.00	1.00	
Incremental Delay, d2	3.7	0.4	0.1	1.3	1.3		0.4	0.1	0.0	5.0	0.9	
Delay (s)	50.6	14.3	14.6	13.4	21.7		59.5	58.1	57.5	77.1	71.6	
Level of Service	D	B	B	B	C		E	E	E	E	E	
Approach Delay (s)		16.3			21.4			58.4			73.7	
Approach LOS		B			C			E			E	

Intersection Summary

HCM Average Control Delay	21.8	HCM Level of Service	C
HCM Volume to Capacity ratio	0.71		
Actuated Cycle Length (s)	160.0	Sum of lost time (s)	30.0
Intersection Capacity Utilization	72.4%	ICU Level of Service	C
Analysis Period (min)	15		
c Critical Lane Group			

Background Traffic PM
2141: SE 17th St & Eisenhower Blvd

11/17/2013



Movement	EBL	EBT	EBR	WBL	WBT	WBR	NBL	NBT	NBR	SBL	SBT	SBR
Lane Configurations												
Volume (vph)	67	1146	79	23	1487	53	117	14	51	64	15	205
Ideal Flow (vphpl)	1900	1900	1900	1900	1900	1900	1900	1900	1900	1900	1900	1900
Total Lost time (s)	6.0	6.0	6.0	6.0	6.0		6.0	6.0		6.0	6.0	6.0
Lane Util. Factor	1.00	0.91	1.00	0.97	0.91		0.97	1.00		1.00	1.00	1.00
Frt	1.00	1.00	0.85	1.00	0.99		1.00	0.88		1.00	1.00	0.85
Flt Protected	0.95	1.00	1.00	0.95	1.00		0.95	1.00		0.95	1.00	1.00
Satd. Flow (prot)	1770	5085	1583	3433	5059		3433	1643		1770	1863	1583
Flt Permitted	0.95	1.00	1.00	0.95	1.00		0.95	1.00		0.95	1.00	1.00
Satd. Flow (perm)	1770	5085	1583	3433	5059		3433	1643		1770	1863	1583
Peak-hour factor, PHF	0.92	0.92	0.92	0.92	0.92	0.92	0.92	0.92	0.92	0.92	0.92	0.92
Adj. Flow (vph)	73	1246	86	25	1616	58	127	15	55	70	16	223
RTOR Reduction (vph)	0	0	17	0	1	0	0	52	0	0	0	211
Lane Group Flow (vph)	73	1246	69	25	1673	0	127	18	0	70	16	12
Turn Type	Prot		Perm	Prot			Prot			Prot		Perm
Protected Phases	1	6		5	2		7	4		3	8	
Permitted Phases			6									8
Actuated Green, G (s)	10.5	114.1	114.1	3.5	107.1		9.8	8.2		10.2	8.6	8.6
Effective Green, g (s)	10.5	114.1	114.1	3.5	107.1		9.8	8.2		10.2	8.6	8.6
Actuated g/C Ratio	0.07	0.71	0.71	0.02	0.67		0.06	0.05		0.06	0.05	0.05
Clearance Time (s)	6.0	6.0	6.0	6.0	6.0		6.0	6.0		6.0	6.0	6.0
Vehicle Extension (s)	1.5	3.0	3.0	1.5	3.0		1.5	2.0		1.5	2.0	2.0
Lane Grp Cap (vph)	116	3626	1129	75	3386		210	84		113	100	85
v/s Ratio Prot	c0.04	0.25		0.01	c0.33		0.04	c0.01		c0.04	0.01	
v/s Ratio Perm			0.04									0.01
v/c Ratio	0.63	0.34	0.06	0.33	0.49		0.60	0.21		0.62	0.16	0.14
Uniform Delay, d1	72.9	8.7	6.9	77.1	13.1		73.2	72.8		73.0	72.3	72.2
Progression Factor	1.09	1.38	2.45	1.00	1.00		1.00	1.00		1.00	1.00	1.00
Incremental Delay, d2	6.7	0.2	0.1	1.0	0.5		3.3	0.5		6.9	0.3	0.3
Delay (s)	86.1	12.3	17.0	78.1	13.6		76.6	73.3		79.9	72.5	72.5
Level of Service	F	B	B	E	B		E	E		E	E	E
Approach Delay (s)		16.4			14.5			75.4			74.2	
Approach LOS		B			B			E			E	

Intersection Summary

HCM Average Control Delay	23.7	HCM Level of Service	C
HCM Volume to Capacity ratio	0.50		
Actuated Cycle Length (s)	160.0	Sum of lost time (s)	24.0
Intersection Capacity Utilization	61.8%	ICU Level of Service	B
Analysis Period (min)	15		
c Critical Lane Group			

Background Traffic PM
2229: SE 17th St & S. Federal Hwy (US 1)

11/17/2013



Movement	EBL	EBT	EBR	WBL	WBT	WBR	NBL	NBT	NBR	SBL	SBT	SBR
Lane Configurations	↘	↔↑	↗	↘↗	↔↑	↗	↘	↑↑↑	↗	↘↗	↔↑↗	
Volume (vph)	184	460	142	1166	493	506	102	1266	906	475	1443	67
Ideal Flow (vphpl)	1900	1900	1900	1900	1900	1900	1900	1900	1900	1900	1900	1900
Total Lost time (s)	5.5	5.5	5.5	6.0	6.0	6.0	6.0	5.5	5.5	6.0	6.0	
Lane Util. Factor	0.91	0.91	1.00	0.86	0.86	1.00	1.00	0.91	1.00	0.97	0.91	
Frt	1.00	1.00	0.85	1.00	1.00	0.85	1.00	1.00	0.85	1.00	0.99	
Flt Protected	0.95	1.00	1.00	0.95	0.98	1.00	0.95	1.00	1.00	0.95	1.00	
Satd. Flow (prot)	1610	3384	1583	3044	3139	1583	1770	5085	1583	3433	5051	
Flt Permitted	0.95	1.00	1.00	0.95	0.98	1.00	0.95	1.00	1.00	0.95	1.00	
Satd. Flow (perm)	1610	3384	1583	3044	3139	1583	1770	5085	1583	3433	5051	
Peak-hour factor, PHF	0.92	0.92	0.92	0.92	0.92	0.92	0.92	0.92	0.92	0.92	0.92	0.92
Adj. Flow (vph)	200	500	154	1267	536	550	111	1376	985	516	1568	73
RTOR Reduction (vph)	0	0	125	0	0	292	0	0	311	0	3	0
Lane Group Flow (vph)	180	520	29	887	916	258	111	1376	674	516	1638	0
Turn Type	Split		Perm	Split		Perm	Prot		Perm	Prot		
Protected Phases	7	7		8	8		5	2		1	6	
Permitted Phases			7			8			2			
Actuated Green, G (s)	29.8	29.8	29.8	39.7	39.7	39.7	13.8	40.8	40.8	26.7	53.2	
Effective Green, g (s)	29.8	29.8	29.8	39.7	39.7	39.7	13.8	40.8	40.8	26.7	53.2	
Actuated g/C Ratio	0.19	0.19	0.19	0.25	0.25	0.25	0.09	0.25	0.25	0.17	0.33	
Clearance Time (s)	5.5	5.5	5.5	6.0	6.0	6.0	6.0	5.5	5.5	6.0	6.0	
Vehicle Extension (s)	2.0	2.0	2.0	2.0	2.0	2.0	1.5	3.0	3.0	1.5	3.0	
Lane Grp Cap (vph)	300	630	295	755	779	393	153	1297	404	573	1679	
v/s Ratio Prot	0.11	c0.15		0.29	c0.29		0.06	0.27		c0.15	c0.32	
v/s Ratio Perm			0.02			0.16			c0.43			
v/c Ratio	0.60	0.83	0.10	1.17	1.18	0.66	0.73	1.06	1.67	0.90	0.98	
Uniform Delay, d1	59.6	62.6	54.0	60.1	60.1	54.0	71.3	59.6	59.6	65.3	52.8	
Progression Factor	1.00	1.00	1.00	0.95	0.95	1.35	1.00	1.00	1.00	1.00	1.00	
Incremental Delay, d2	2.2	8.3	0.1	91.3	91.4	2.7	13.5	42.9	311.0	16.9	16.9	
Delay (s)	61.8	70.9	54.0	148.2	148.3	75.7	84.7	102.5	370.6	82.3	69.7	
Level of Service	E	E	D	F	F	E	F	F	F	F	E	
Approach Delay (s)		65.9			131.3			208.5			72.7	
Approach LOS		E			F			F			E	

Intersection Summary

HCM Average Control Delay	132.4	HCM Level of Service	F
HCM Volume to Capacity ratio	1.26		
Actuated Cycle Length (s)	160.0	Sum of lost time (s)	29.0
Intersection Capacity Utilization	96.5%	ICU Level of Service	F
Analysis Period (min)	15		
c Critical Lane Group			

Background Traffic PM
2406: SE 17th St & SE 10th Ave

11/17/2013



Movement	EBL	EBT	EBR	WBL	WBT	WBR	NBL	NBT	NBR	SBL	SBT	SBR
Lane Configurations	↖	↖↖↖		↖	↖↖↖		↖	↑	↖	↖	↖	↖
Volume (vph)	112	1759	83	38	2057	32	84	31	48	63	51	96
Ideal Flow (vphpl)	1900	1900	1900	1900	1900	1900	1900	1900	1900	1900	1900	1900
Total Lost time (s)	5.5	5.5		5.5	5.5		6.0	6.0	6.0	6.0	6.0	
Lane Util. Factor	1.00	0.91		1.00	0.91		1.00	1.00	1.00	1.00	1.00	
Frt	1.00	0.99		1.00	1.00		1.00	1.00	0.85	1.00	0.90	
Flt Protected	0.95	1.00		0.95	1.00		0.95	1.00	1.00	0.95	1.00	
Satd. Flow (prot)	1770	5051		1770	5074		1770	1863	1583	1770	1680	
Flt Permitted	0.04	1.00		0.95	1.00		0.21	1.00	1.00	0.73	1.00	
Satd. Flow (perm)	72	5051		1770	5074		396	1863	1583	1369	1680	
Peak-hour factor, PHF	0.92	0.92	0.92	0.92	0.92	0.92	0.92	0.92	0.92	0.92	0.92	0.92
Adj. Flow (vph)	122	1912	90	41	2236	35	91	34	52	68	55	104
RTOR Reduction (vph)	0	2	0	0	1	0	0	0	42	0	49	0
Lane Group Flow (vph)	122	2000	0	41	2270	0	91	34	10	68	110	0
Turn Type	pm+pt			Prot			pm+pt			Perm		Perm
Protected Phases	1	6		5	2		7	4				8
Permitted Phases	6						4			4		8
Actuated Green, G (s)	116.0	104.0		6.8	98.8		32.2	32.2	32.2	14.8	14.8	
Effective Green, g (s)	116.0	104.0		6.8	98.8		32.2	32.2	32.2	14.8	14.8	
Actuated g/C Ratio	0.72	0.65		0.04	0.62		0.20	0.20	0.20	0.09	0.09	
Clearance Time (s)	5.5	5.5		5.5	5.5		6.0	6.0	6.0	6.0	6.0	
Vehicle Extension (s)	1.5	3.0		1.5	3.0		1.5	2.0	2.0	2.0	2.0	
Lane Grp Cap (vph)	180	3283		75	3133		178	375	319	127	155	
v/s Ratio Prot	c0.05	c0.40		0.02	c0.45		c0.04	0.02				c0.07
v/s Ratio Perm	0.44						0.07			0.01		0.05
v/c Ratio	0.68	0.61		0.55	0.72		0.51	0.09	0.03	0.54	0.71	
Uniform Delay, d1	43.5	16.2		75.1	21.2		54.5	52.0	51.4	69.3	70.5	
Progression Factor	0.80	1.41		1.13	1.35		1.00	1.00	1.00	1.00	1.00	
Incremental Delay, d2	7.1	0.8		3.1	1.1		1.0	0.0	0.0	2.2	11.5	
Delay (s)	42.1	23.6		88.0	29.7		55.5	52.0	51.4	71.5	82.0	
Level of Service	D	C		F	C		E	D	D	E	F	
Approach Delay (s)	24.7			30.7			53.6			78.8		
Approach LOS	C			C			D			E		

Intersection Summary

HCM Average Control Delay	31.2	HCM Level of Service	C
HCM Volume to Capacity ratio	0.73		
Actuated Cycle Length (s)	160.0	Sum of lost time (s)	28.5
Intersection Capacity Utilization	79.1%	ICU Level of Service	D
Analysis Period (min)	15		
c Critical Lane Group			

Arterial Level of Service: EB SE 17th St

Cross Street	Arterial Class	Flow Speed	Running Time	Signal Delay	Travel Time (s)	Dist (mi)	Arterial Speed	Arterial LOS
S. Federal Hwy (US 1)	III	35	20.3	73.7	94.0	0.16	6.1	F
Miami Rd	III	35	20.2	9.6	29.8	0.16	19.1	C
SE 10th Ave	III	35	12.4	25.6	38.0	0.09	8.7	F
Cordova Rd	III	35	16.1	15.3	31.4	0.13	14.4	D
Eisenhower Blvd	III	35	45.7	12.5	58.2	0.38	23.6	C
Total	III		114.7	136.7	251.4	0.92	13.1	E

Arterial Level of Service: WB SE 17th St

Cross Street	Arterial Class	Flow Speed	Running Time	Signal Delay	Travel Time (s)	Dist (mi)	Arterial Speed	Arterial LOS
Eisenhower Blvd	III	35	24.7	14.6	39.3	0.21	18.8	C
Cordova Rd	III	35	45.7	23.7	69.4	0.38	19.8	C
SE 10th Ave	III	35	16.1	32.8	48.9	0.13	9.2	F
Miami Rd	III	35	12.4	0.2	12.6	0.09	26.2	B
S. Federal Hwy (US 1)	III	35	20.2	140.1	160.3	0.16	3.6	F
Total	III		119.1	211.4	330.5	0.96	10.5	E

Total Traffic PM
2107: SE 17th St & Miami Rd

11/17/2013



Movement	EBL	EBT	EBR	WBL	WBT	WBR	NBL	NBT	NBR	SBL	SBT	SBR
Lane Configurations		↑↑↑		↑	↑↑↑				↑			↑
Volume (vph)	0	1796	81	281	2200	24	0	0	279	0	0	104
Ideal Flow (vphpl)	1900	1900	1900	1900	1900	1900	1900	1900	1900	1900	1900	1900
Total Lost time (s)		5.5		5.5	2.0				4.0			4.0
Lane Util. Factor		0.91		1.00	0.91				1.00			1.00
Frt		0.99		1.00	1.00				0.86			0.86
Flt Protected		1.00		0.95	1.00				1.00			1.00
Satd. Flow (prot)		5052		1770	5077				1611			1611
Flt Permitted		1.00		0.95	1.00				1.00			1.00
Satd. Flow (perm)		5052		1770	5077				1611			1611
Peak-hour factor, PHF	0.92	0.92	0.92	0.92	0.92	0.92	0.92	0.92	0.92	0.92	0.92	0.92
Adj. Flow (vph)	0	1952	88	305	2391	26	0	0	303	0	0	113
RTOR Reduction (vph)	0	3	0	0	0	0	0	0	0	0	0	0
Lane Group Flow (vph)	0	2037	0	305	2417	0	0	0	303	0	0	113
Turn Type				Prot					Free			Free
Protected Phases		2		1	6							
Permitted Phases									Free			Free
Actuated Green, G (s)		129.5		19.5	160.0				160.0			160.0
Effective Green, g (s)		129.5		19.5	160.0				160.0			160.0
Actuated g/C Ratio		0.81		0.12	1.00				1.00			1.00
Clearance Time (s)		5.5		5.5	2.0							
Vehicle Extension (s)		3.0		1.5	0.2							
Lane Grp Cap (vph)		4089		216	5077				1611			1611
v/s Ratio Prot		c0.40		c0.17	0.48							
v/s Ratio Perm									0.19			0.07
v/c Ratio		0.50		1.41	0.48				0.19			0.07
Uniform Delay, d1		4.9		70.2	0.0				0.0			0.0
Progression Factor		2.01		0.80	1.00				1.00			1.00
Incremental Delay, d2		0.0		203.9	0.2				0.3			0.1
Delay (s)		9.8		260.1	0.2				0.3			0.1
Level of Service		A		F	A				A			A
Approach Delay (s)		9.8			29.4			0.3			0.1	
Approach LOS		A			C			A			A	

Intersection Summary

HCM Average Control Delay	19.3	HCM Level of Service	B
HCM Volume to Capacity ratio	0.62		
Actuated Cycle Length (s)	160.0	Sum of lost time (s)	11.0
Intersection Capacity Utilization	61.2%	ICU Level of Service	B
Analysis Period (min)	15		
c Critical Lane Group			

Total Traffic PM
2128: SE 17th St & Cordova Rd

11/17/2013



Movement	EBL	EBT	EBR	WBL	WBT	WBR	NBL	NBT	NBR	SBL	SBT	SBR
Lane Configurations	↘	↑↑↑	↗	↘	↑↑↑		↘	↑	↗	↘	↗	
Volume (vph)	100	1700	100	100	2100	100	50	25	50	50	25	50
Ideal Flow (vphpl)	1900	1900	1900	1900	1900	1900	1900	1900	1900	1900	1900	1900
Total Lost time (s)	6.0	6.0	6.0	6.0	6.0		6.0	6.0	6.0	6.0	6.0	
Lane Util. Factor	1.00	0.91	1.00	1.00	0.91		1.00	1.00	1.00	1.00	1.00	
Frt	1.00	1.00	0.85	1.00	0.99		1.00	1.00	0.85	1.00	0.90	
Flt Protected	0.95	1.00	1.00	0.95	1.00		0.95	1.00	1.00	0.95	1.00	
Satd. Flow (prot)	1770	5085	1583	1770	5051		1770	1863	1583	1770	1676	
Flt Permitted	0.04	1.00	1.00	0.09	1.00		0.42	1.00	1.00	0.74	1.00	
Satd. Flow (perm)	68	5085	1583	170	5051		777	1863	1583	1378	1676	
Peak-hour factor, PHF	0.92	0.92	0.92	0.92	0.92	0.92	0.92	0.92	0.92	0.92	0.92	0.92
Adj. Flow (vph)	109	1848	109	109	2283	109	54	27	54	54	27	54
RTOR Reduction (vph)	0	0	12	0	2	0	0	0	46	0	50	0
Lane Group Flow (vph)	109	1848	97	109	2390	0	54	27	8	54	31	0
Turn Type	pm+pt		Perm	pm+pt		pm+pt		Perm	Perm			
Protected Phases	1	6		5	2		7	4			8	
Permitted Phases	6		6	2		4		4	8			
Actuated Green, G (s)	121.8	110.1	110.1	112.2	105.3		25.0	25.0	25.0	11.2	11.2	
Effective Green, g (s)	121.8	110.1	110.1	112.2	105.3		25.0	25.0	25.0	11.2	11.2	
Actuated g/C Ratio	0.76	0.69	0.69	0.70	0.66		0.16	0.16	0.16	0.07	0.07	
Clearance Time (s)	6.0	6.0	6.0	6.0	6.0		6.0	6.0	6.0	6.0	6.0	
Vehicle Extension (s)	1.5	3.0	3.0	1.5	3.0		1.5	2.5	2.5	2.5	2.5	
Lane Grp Cap (vph)	176	3499	1089	188	3324		170	291	247	96	117	
v/s Ratio Prot	c0.05	c0.36		0.02	c0.47		c0.02	0.01			0.02	
v/s Ratio Perm	0.43		0.06	0.38		0.03		0.01	c0.04			
v/c Ratio	0.62	0.53	0.09	0.58	0.72		0.32	0.09	0.03	0.56	0.26	
Uniform Delay, d1	41.0	12.2	8.3	10.0	17.8		58.9	57.8	57.3	72.0	70.5	
Progression Factor	1.11	1.25	1.84	1.54	1.03		1.00	1.00	1.00	1.00	1.00	
Incremental Delay, d2	3.6	0.5	0.1	2.5	1.3		0.4	0.1	0.0	6.0	0.9	
Delay (s)	49.3	15.8	15.4	17.9	19.5		59.3	57.9	57.3	78.0	71.4	
Level of Service	D	B	B	B	B		E	E	E	E	E	
Approach Delay (s)		17.5			19.4			58.2			74.0	
Approach LOS		B			B			E			E	

Intersection Summary

HCM Average Control Delay	21.2	HCM Level of Service	C
HCM Volume to Capacity ratio	0.71		
Actuated Cycle Length (s)	160.0	Sum of lost time (s)	30.0
Intersection Capacity Utilization	72.8%	ICU Level of Service	C
Analysis Period (min)	15		
c Critical Lane Group			

Total Traffic PM
2141: SE 17th St & Eisenhower Blvd

11/17/2013



Movement	EBL	EBT	EBR	WBL	WBT	WBR	NBL	NBT	NBR	SBL	SBT	SBR
Lane Configurations												
Volume (vph)	67	1170	153	45	1487	65	205	24	89	74	29	235
Ideal Flow (vphpl)	1900	1900	1900	1900	1900	1900	1900	1900	1900	1900	1900	1900
Total Lost time (s)	6.0	6.0	6.0	6.0	6.0		6.0	6.0		6.0	6.0	6.0
Lane Util. Factor	1.00	0.91	1.00	0.97	0.91		0.97	1.00		1.00	1.00	1.00
Frt	1.00	1.00	0.85	1.00	0.99		1.00	0.88		1.00	1.00	0.85
Flt Protected	0.95	1.00	1.00	0.95	1.00		0.95	1.00		0.95	1.00	1.00
Satd. Flow (prot)	1770	5085	1583	3433	5053		3433	1642		1770	1863	1583
Flt Permitted	0.95	1.00	1.00	0.95	1.00		0.95	1.00		0.95	1.00	1.00
Satd. Flow (perm)	1770	5085	1583	3433	5053		3433	1642		1770	1863	1583
Peak-hour factor, PHF	0.92	0.92	0.92	0.92	0.92	0.92	0.92	0.92	0.92	0.92	0.92	0.92
Adj. Flow (vph)	73	1272	166	49	1616	71	223	26	97	80	32	255
RTOR Reduction (vph)	0	0	36	0	1	0	0	90	0	0	0	241
Lane Group Flow (vph)	73	1272	130	49	1686	0	223	33	0	80	32	14
Turn Type	Prot		Perm	Prot			Prot			Prot		Perm
Protected Phases	1	6		5	2		7	4		3	8	
Permitted Phases			6									8
Actuated Green, G (s)	10.5	107.4	107.4	5.4	102.3		14.3	12.1		11.1	8.9	8.9
Effective Green, g (s)	10.5	107.4	107.4	5.4	102.3		14.3	12.1		11.1	8.9	8.9
Actuated g/C Ratio	0.07	0.67	0.67	0.03	0.64		0.09	0.08		0.07	0.06	0.06
Clearance Time (s)	6.0	6.0	6.0	6.0	6.0		6.0	6.0		6.0	6.0	6.0
Vehicle Extension (s)	1.5	3.0	3.0	1.5	3.0		1.5	2.0		1.5	2.0	2.0
Lane Grp Cap (vph)	116	3413	1063	116	3231		307	124		123	104	88
v/s Ratio Prot	c0.04	c0.25		0.01	c0.33		c0.06	c0.02		0.05	0.02	
v/s Ratio Perm			0.08									0.01
v/c Ratio	0.63	0.37	0.12	0.42	0.52		0.73	0.27		0.65	0.31	0.16
Uniform Delay, d1	72.9	11.5	9.4	75.8	15.6		70.9	69.8		72.6	72.6	72.0
Progression Factor	1.11	1.33	2.26	1.00	1.00		1.00	1.00		1.00	1.00	1.00
Incremental Delay, d2	6.6	0.3	0.2	0.9	0.6		7.1	0.4		9.0	0.6	0.3
Delay (s)	87.6	15.6	21.5	76.7	16.2		78.0	70.2		81.6	73.2	72.3
Level of Service	F	B	C	E	B		E	E		F	E	E
Approach Delay (s)		19.7			17.9			75.2			74.4	
Approach LOS		B			B			E			E	

Intersection Summary

HCM Average Control Delay	28.8	HCM Level of Service	C
HCM Volume to Capacity ratio	0.57		
Actuated Cycle Length (s)	160.0	Sum of lost time (s)	30.0
Intersection Capacity Utilization	65.6%	ICU Level of Service	C
Analysis Period (min)	15		
c Critical Lane Group			

Total Traffic PM
2229: SE 17th St & S. Federal Hwy (US 1)

11/17/2013



Movement	EBL	EBT	EBR	WBL	WBT	WBR	NBL	NBT	NBR	SBL	SBT	SBR
Lane Configurations	↘	↔↗	↗	↘↗	↔↗	↗	↘	↗↗↗	↗	↘↗	↗↗↗	
Volume (vph)	184	479	142	1219	515	529	102	1266	943	495	1443	67
Ideal Flow (vphpl)	1900	1900	1900	1900	1900	1900	1900	1900	1900	1900	1900	1900
Total Lost time (s)	5.5	5.5	5.5	6.0	6.0	6.0	6.0	5.5	5.5	6.0	6.0	
Lane Util. Factor	0.91	0.91	1.00	0.86	0.86	1.00	1.00	0.91	1.00	0.97	0.91	
Frt	1.00	1.00	0.85	1.00	1.00	0.85	1.00	1.00	0.85	1.00	0.99	
Flt Protected	0.95	1.00	1.00	0.95	0.98	1.00	0.95	1.00	1.00	0.95	1.00	
Satd. Flow (prot)	1610	3384	1583	3044	3139	1583	1770	5085	1583	3433	5051	
Flt Permitted	0.95	1.00	1.00	0.95	0.98	1.00	0.95	1.00	1.00	0.95	1.00	
Satd. Flow (perm)	1610	3384	1583	3044	3139	1583	1770	5085	1583	3433	5051	
Peak-hour factor, PHF	0.92	0.92	0.92	0.92	0.92	0.92	0.92	0.92	0.92	0.92	0.92	0.92
Adj. Flow (vph)	200	521	154	1325	560	575	111	1376	1025	538	1568	73
RTOR Reduction (vph)	0	0	125	0	0	294	0	0	310	0	3	0
Lane Group Flow (vph)	180	541	29	927	958	281	111	1376	715	538	1638	0
Turn Type	Split		Perm	Split		Perm	Prot		Perm	Prot		
Protected Phases	7	7		8	8		5	2		1	6	
Permitted Phases			7			8			2			
Actuated Green, G (s)	30.6	30.6	30.6	38.9	38.9	38.9	13.8	40.1	40.1	27.4	53.2	
Effective Green, g (s)	30.6	30.6	30.6	38.9	38.9	38.9	13.8	40.1	40.1	27.4	53.2	
Actuated g/C Ratio	0.19	0.19	0.19	0.24	0.24	0.24	0.09	0.25	0.25	0.17	0.33	
Clearance Time (s)	5.5	5.5	5.5	6.0	6.0	6.0	6.0	5.5	5.5	6.0	6.0	
Vehicle Extension (s)	2.0	2.0	2.0	2.0	2.0	2.0	1.5	3.0	3.0	1.5	3.0	
Lane Grp Cap (vph)	308	647	303	740	763	385	153	1274	397	588	1679	
v/s Ratio Prot	0.11	c0.16		0.30	c0.31		0.06	0.27		c0.16	c0.32	
v/s Ratio Perm			0.02			0.18			c0.45			
v/c Ratio	0.58	0.84	0.10	1.25	1.26	0.73	0.73	1.08	1.80	0.91	0.98	
Uniform Delay, d1	58.9	62.3	53.3	60.5	60.5	55.7	71.3	60.0	60.0	65.2	52.8	
Progression Factor	1.00	1.00	1.00	0.97	0.97	1.32	1.00	1.00	1.00	1.00	1.00	
Incremental Delay, d2	1.8	8.8	0.1	123.7	124.7	5.2	13.5	49.8	370.1	18.6	16.9	
Delay (s)	60.7	71.1	53.4	182.6	183.4	78.5	84.7	109.8	430.1	83.7	69.7	
Level of Service	E	E	D	F	F	E	F	F	F	F	E	
Approach Delay (s)		65.8			158.6			239.3			73.2	
Approach LOS		E			F			F			E	

Intersection Summary

HCM Average Control Delay	150.6	HCM Level of Service	F
HCM Volume to Capacity ratio	1.32		
Actuated Cycle Length (s)	160.0	Sum of lost time (s)	29.0
Intersection Capacity Utilization	99.9%	ICU Level of Service	F
Analysis Period (min)	15		
c Critical Lane Group			

Total Traffic PM
2406: SE 17th St & SE 10th Ave

11/17/2013



Movement	EBL	EBT	EBR	WBL	WBT	WBR	NBL	NBT	NBR	SBL	SBT	SBR
Lane Configurations	↖	↖↖↖		↖	↖↖↖		↖	↖	↖	↖	↖	↖
Volume (vph)	112	1847	83	40	2169	34	84	31	50	66	51	96
Ideal Flow (vphpl)	1900	1900	1900	1900	1900	1900	1900	1900	1900	1900	1900	1900
Total Lost time (s)	5.5	5.5		5.5	5.5		6.0	6.0	6.0	6.0	6.0	
Lane Util. Factor	1.00	0.91		1.00	0.91		1.00	1.00	1.00	1.00	1.00	
Frt	1.00	0.99		1.00	1.00		1.00	1.00	0.85	1.00	0.90	
Flt Protected	0.95	1.00		0.95	1.00		0.95	1.00	1.00	0.95	1.00	
Satd. Flow (prot)	1770	5053		1770	5074		1770	1863	1583	1770	1680	
Flt Permitted	0.04	1.00		0.95	1.00		0.21	1.00	1.00	0.73	1.00	
Satd. Flow (perm)	72	5053		1770	5074		396	1863	1583	1369	1680	
Peak-hour factor, PHF	0.92	0.92	0.92	0.92	0.92	0.92	0.92	0.92	0.92	0.92	0.92	0.92
Adj. Flow (vph)	122	2008	90	43	2358	37	91	34	54	72	55	104
RTOR Reduction (vph)	0	2	0	0	1	0	0	0	43	0	49	0
Lane Group Flow (vph)	122	2096	0	43	2394	0	91	34	11	72	110	0
Turn Type	pm+pt			Prot			pm+pt			Perm		Perm
Protected Phases	1	6		5	2		7	4				8
Permitted Phases	6						4			4		8
Actuated Green, G (s)	115.8	103.8		7.0	98.8		32.2	32.2	32.2	14.8	14.8	
Effective Green, g (s)	115.8	103.8		7.0	98.8		32.2	32.2	32.2	14.8	14.8	
Actuated g/C Ratio	0.72	0.65		0.04	0.62		0.20	0.20	0.20	0.09	0.09	
Clearance Time (s)	5.5	5.5		5.5	5.5		6.0	6.0	6.0	6.0	6.0	
Vehicle Extension (s)	1.5	3.0		1.5	3.0		1.5	2.0	2.0	2.0	2.0	
Lane Grp Cap (vph)	179	3278		77	3133		178	375	319	127	155	
v/s Ratio Prot	c0.05	c0.41		0.02	c0.47		c0.04	0.02				c0.07
v/s Ratio Perm	0.44						0.07			0.01		0.05
v/c Ratio	0.68	0.64		0.56	0.76		0.51	0.09	0.03	0.57	0.71	
Uniform Delay, d1	44.5	16.9		75.0	22.2		54.5	52.0	51.4	69.5	70.5	
Progression Factor	0.80	1.40		1.12	1.32		1.00	1.00	1.00	1.00	1.00	
Incremental Delay, d2	7.5	0.9		3.6	1.3		1.0	0.0	0.0	3.4	11.5	
Delay (s)	43.0	24.6		87.7	30.5		55.5	52.0	51.4	73.0	82.0	
Level of Service	D	C		F	C		E	D	D	E	F	
Approach Delay (s)	25.6			31.5			53.6			79.2		
Approach LOS	C			C			D			E		

Intersection Summary		
HCM Average Control Delay	31.9	HCM Level of Service C
HCM Volume to Capacity ratio	0.77	
Actuated Cycle Length (s)	160.0	Sum of lost time (s) 28.5
Intersection Capacity Utilization	81.3%	ICU Level of Service D
Analysis Period (min)	15	
c Critical Lane Group		

Arterial Level of Service: EB SE 17th St

Cross Street	Arterial Class	Flow Speed	Running Time	Signal Delay	Travel Time (s)	Dist (mi)	Arterial Speed	Arterial LOS
S. Federal Hwy (US 1)	III	35	20.3	74.0	94.3	0.16	6.1	F
Miami Rd	III	35	20.2	9.8	30.0	0.16	19.0	C
SE 10th Ave	III	35	12.4	26.6	39.0	0.09	8.5	F
Cordova Rd	III	35	16.1	17.0	33.1	0.13	13.7	E
Eisenhower Blvd	III	35	45.7	16.5	62.2	0.38	22.1	C
Total	III		114.7	143.9	258.6	0.92	12.7	E

Arterial Level of Service: WB SE 17th St

Cross Street	Arterial Class	Flow Speed	Running Time	Signal Delay	Travel Time (s)	Dist (mi)	Arterial Speed	Arterial LOS
Eisenhower Blvd	III	35	24.7	17.5	42.2	0.21	17.5	D
Cordova Rd	III	35	45.7	21.3	67.0	0.38	20.5	C
SE 10th Ave	III	35	16.1	33.4	49.5	0.13	9.1	F
Miami Rd	III	35	12.4	0.2	12.6	0.09	26.2	B
S. Federal Hwy (US 1)	III	35	20.2	171.0	191.2	0.16	3.0	F
Total	III		119.1	243.4	362.5	0.96	9.6	F