



**Broward County  
Portfolio Management  
Portfolio Summary  
June 30, 2016**

BROWARD COUNTY  
115 S. ANDREWS AVE A430  
FT LAUDERDALE, FL 33301

<b>Investments</b>	<b>Par Value</b>	<b>Market Value</b>	<b>Book Value</b>	<b>% of Portfolio</b>	<b>Term</b>	<b>Days to Maturity</b>	<b>YTM 360 Equiv.</b>	<b>YTM 365 Equiv.</b>
Commercial Paper Discount	49,200,000.00	49,139,235.94	49,139,235.94	2.02	99	66	0.559	0.567
Federal Agency Coupon Securities	648,045,000.00	651,315,078.09	647,556,521.46	26.67	1,055	493	0.957	0.970
Federal Agency Coupon - Callable	745,900,000.00	746,345,275.20	745,863,602.38	30.72	1,507	1,155	1.473	1.493
Federal Agency Discount	634,236,000.00	633,541,184.25	633,104,112.56	26.07	285	104	0.579	0.587
Treasury Coupon Securities	353,215,000.00	354,394,037.06	352,540,724.45	14.52	1,030	383	0.877	0.889
<b>Investments</b>	<b>2,430,596,000.00</b>	<b>2,434,734,810.54</b>	<b>2,428,204,196.79</b>	<b>100.00%</b>	<b>970</b>	<b>570</b>	<b>0.997</b>	<b>1.011</b>
<b>Cash and Accrued Interest</b>								
Accrued Interest at Purchase		4,447.67	4,447.67					
Subtotal		4,447.67	4,447.67					
<b>Total Cash and Investments</b>	<b>2,430,596,000.00</b>	<b>2,434,739,258.21</b>	<b>2,428,208,644.46</b>		<b>970</b>	<b>570</b>	<b>0.997</b>	<b>1.011</b>

<b>Total Earnings</b>	<b>June 30 Month Ending</b>	<b>Fiscal Year To Date</b>
Current Year	2,010,453.25	15,790,106.67
<b>Average Daily Balance</b>	<b>2,589,170,313.48</b>	<b>2,469,313,129.82</b>
<b>Effective Rate of Return</b>	<b>0.94%</b>	<b>0.85%</b>

Effective 06/30/16

Current Modified Duration 1.521 (\$36,969,365) Current Effective Duration 0.670 (245 days)

Total Bank Account Balance: \$ 340,443,705 Percentage of Total Portfolio: 14.0%

Diversification by Investment per Investment Policy:  
 US Treasuries/Agencies - 100% Maximum      Commercial Paper - 25% Maximum  
 Florida PRIME                      50% Maximum      World Bank Securities                      15% Maximum  
 Repurchase Agreements - 40% Maximum

Kevin Kelleher, Deputy CFO

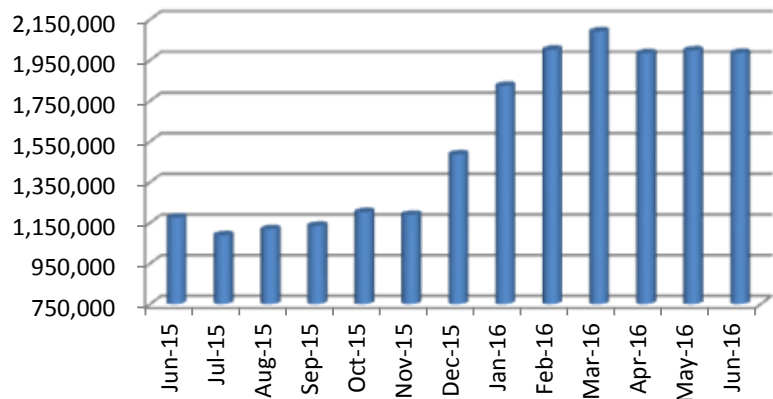
Reporting period 06/01/2016-06/30/2016

Run Date: 07/01/2016 - 11:46

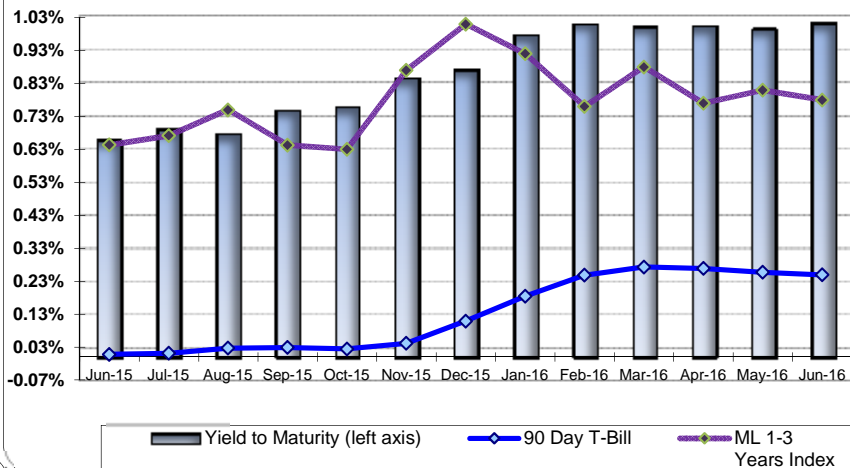
Portfolio BROW  
AP  
PM (PRF\_PM1) 7.3.0  
Report Ver. 7.3.5

# Quarterly Portfolio Analysis - June 30, 2016

## Interest Earnings History

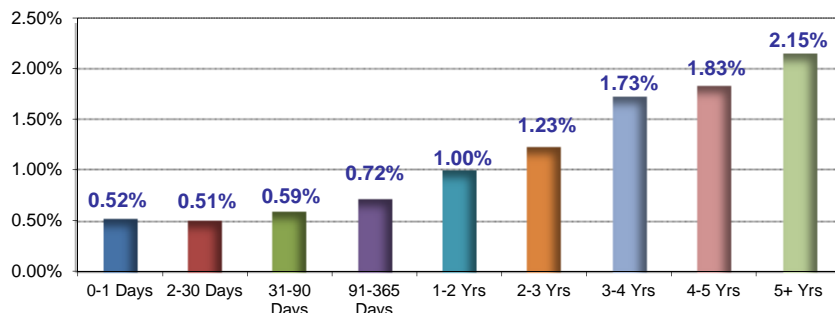


## Portfolio YTM Comparison to Benchmark<sup>1</sup>



Note: <sup>1</sup> Investment Policy determined benchmark is ML 1 - 3 YRS Index.

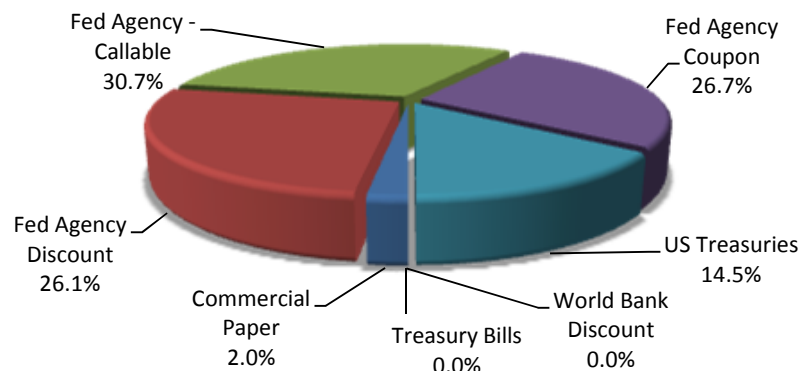
## Yield by Maturity Breakdown



## Key Economic Data:

	Jun-16	Jun-15	% change
*Fed Funds Rate -	0.50%	0.25%	100.0%
*Rolling 90 Day T-Bill - AVG	0.249%	0.008%	2900.0%
*Prime Rate -	3.50%	3.25%	7.7%
*DJIA -	17,929	17,620	1.8%
*Crude Oil -	48.33	59.47	-18.7%
*Gold (\$/oz) -	1,322.20	1,172.42	12.8%
*10 Year Treasury Note -	1.47%	2.35%	-37.5%
*Total Portfolio Yield -	1.01%	0.66%	53.4%
* ML 1-3 YR Yield -	0.78%	0.68%	14.7%

## Portfolio Composition



## Maturity Schedule by Percentage Comparison to Benchmark

