



Homeless  
Initiative  
Partnership

# Broward County HCoC Permanent Housing Capacity

Coordinated Entry Team

August 2021

# Rapid Rehousing

Time-limited housing subsidy

Salvation RRH (Individuals)

Rights of Passage II (Youth)

Hope4Families

HSF Keys2Hope

BPHI Families

BPHI Individuals & Families

# Rapid Rehousing FY2019


844

Total Clients  
Served



343

Total  
Households  
Served




750

New Clients  
Served



298

New  
Households  
Served



# Rapid Rehousing FY2020


836

Total Clients Served



349

Total Households Served




452

New Clients Served



194

New Households Served



# Rapid Rehousing FY2021


722

Total Clients  
Served



319

Total  
Households  
Served




376

New Clients  
Served

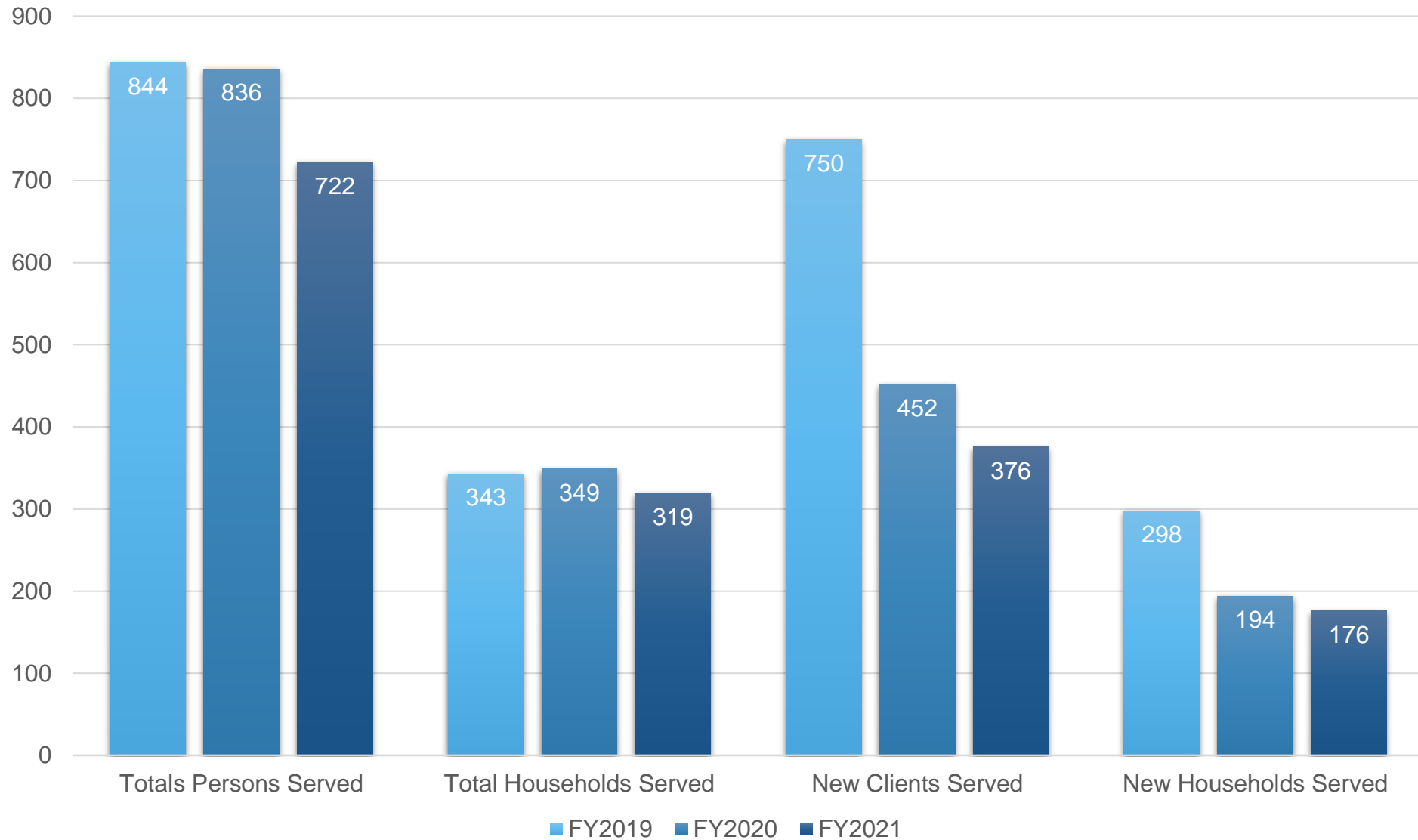


176

New  
Households  
Served



# RRH Year-to-Year Comparison



# Explanation

- Please be mindful that the fiscal year runs from October 1<sup>st</sup> through September 30<sup>th</sup>
- FY 2021 data is year-to-date
- Some projects starts at different dates throughout the fiscal year
- The decrease in new RRH clients in FY 2020 is explained in part by the impact of COVID-19:
  - Clients needed longer assistance due to losing employment income during the statewide quarantine
  - Providers experienced staffing issues that limited their ability to provide supportive services and to process new intakes
  - Landlords were hesitant to show units

# Permanent Supportive Housing

Permanent housing subsidy

BCHA - 16 Units	Broward Partnership III
BCHA - 18 Units	Broward Partnership IV
BCHA - 18 Units Expansion	Broward Partnership V
BCHA 18 Units Expansion, Program 2	Hart & Home
BCHA - 25 Units	New Hart
BCHA - 29 Units	Henderson Chalet
BCHA - 74 Units	Samaritan (BHS)
BCHA - 88 Units	BHS Broward II
BCHA Shield	BHS Broward IV



# Permanent Supportive Housing FY2019


784

Total Clients  
Served



649

Total  
Households  
Served




132

New Clients  
Served



98

New  
Households  
Served



# Permanent Supportive Housing FY2020


840

Total Clients  
Served



694

Total  
Households  
Served




117

New Clients  
Served



103

New  
Households  
Served



# Permanent Supportive Housing FY2021


851

Total Clients  
Served



697

Total  
Households  
Served




83

New Clients  
Served

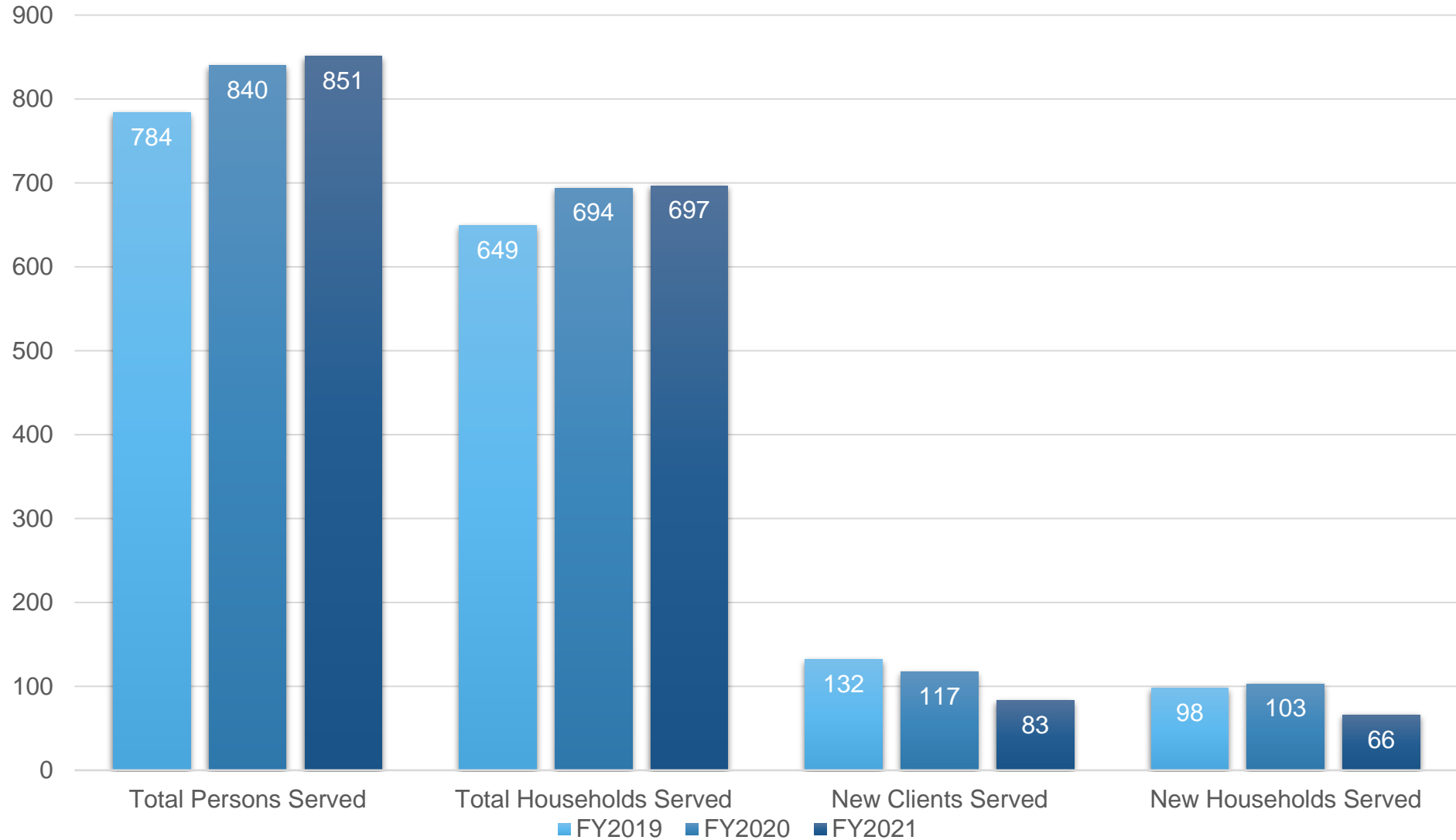


66

New  
Households  
Served



# PSH Year-to-Year Comparison



The background is a dark blue gradient with various light blue geometric elements: circles, lines, and rounded rectangles. A central dark blue rectangle contains the text.

THANK YOU

Coordinated Entry Team