



Broward Sheriff's Office Department of Detention

Inmate Bookings
(Jan 2021 – July 2021)

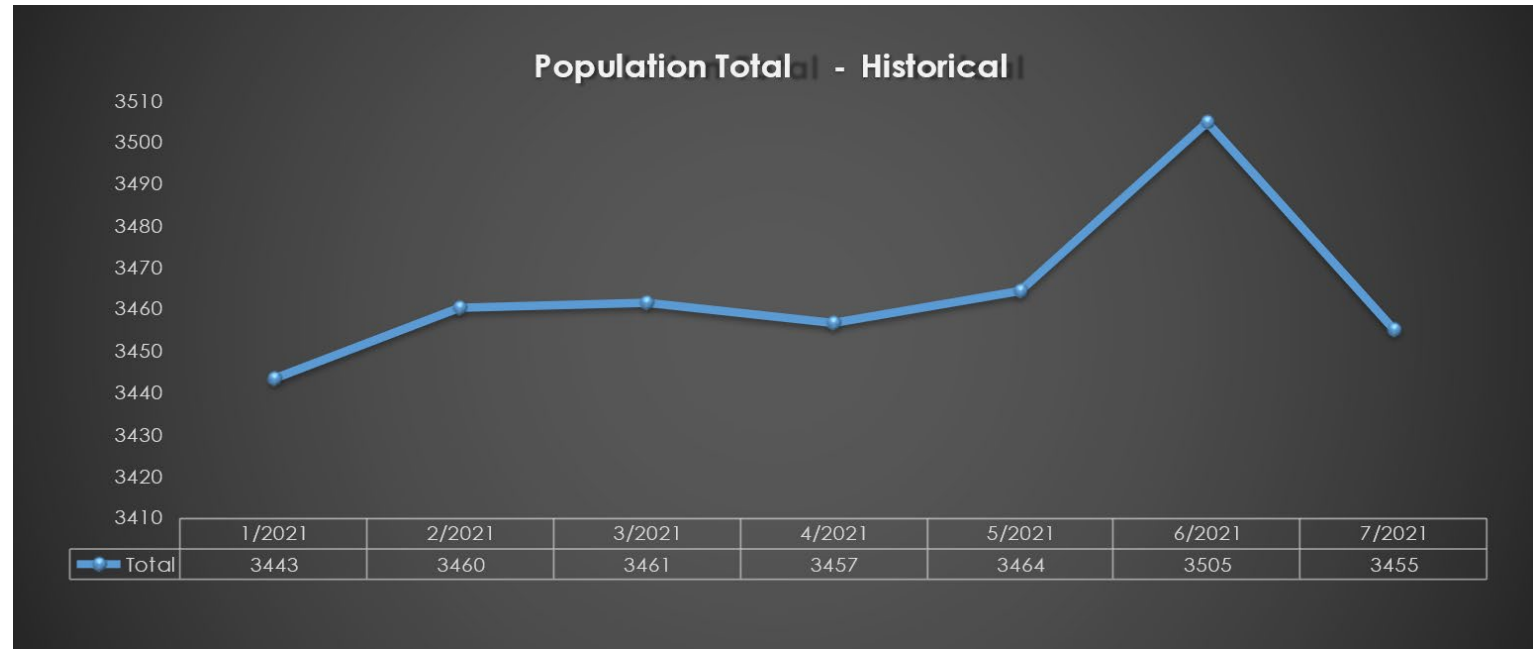


1/2021	1890
2/2021	1819
3/2021	2210
4/2021	2058
5/2021	2155
6/2021	2091
7/2021	2171
Grand Total	14394



Broward Sheriff's Office Department of Detention

Population Total
(Jan 2021 – July 2021)

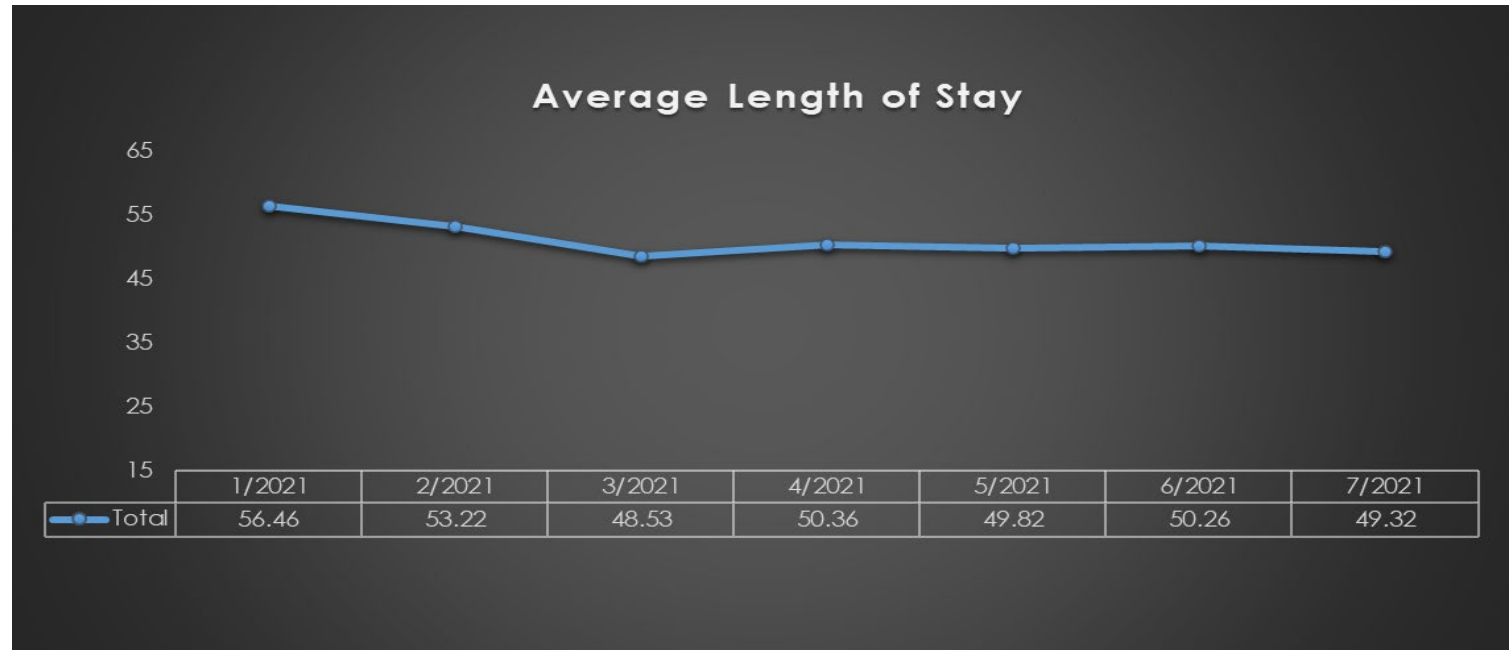


Row Labels	Number Of Inmates
1/2021	3443
2/2021	3460
3/2021	3461
4/2021	3457
5/2021	3464
6/2021	3505
7/2021	3455
Grand Total	3464



Broward Sheriff's Office Department of Detention

Average Length of Stay
(Jan 2021 – July 2021)

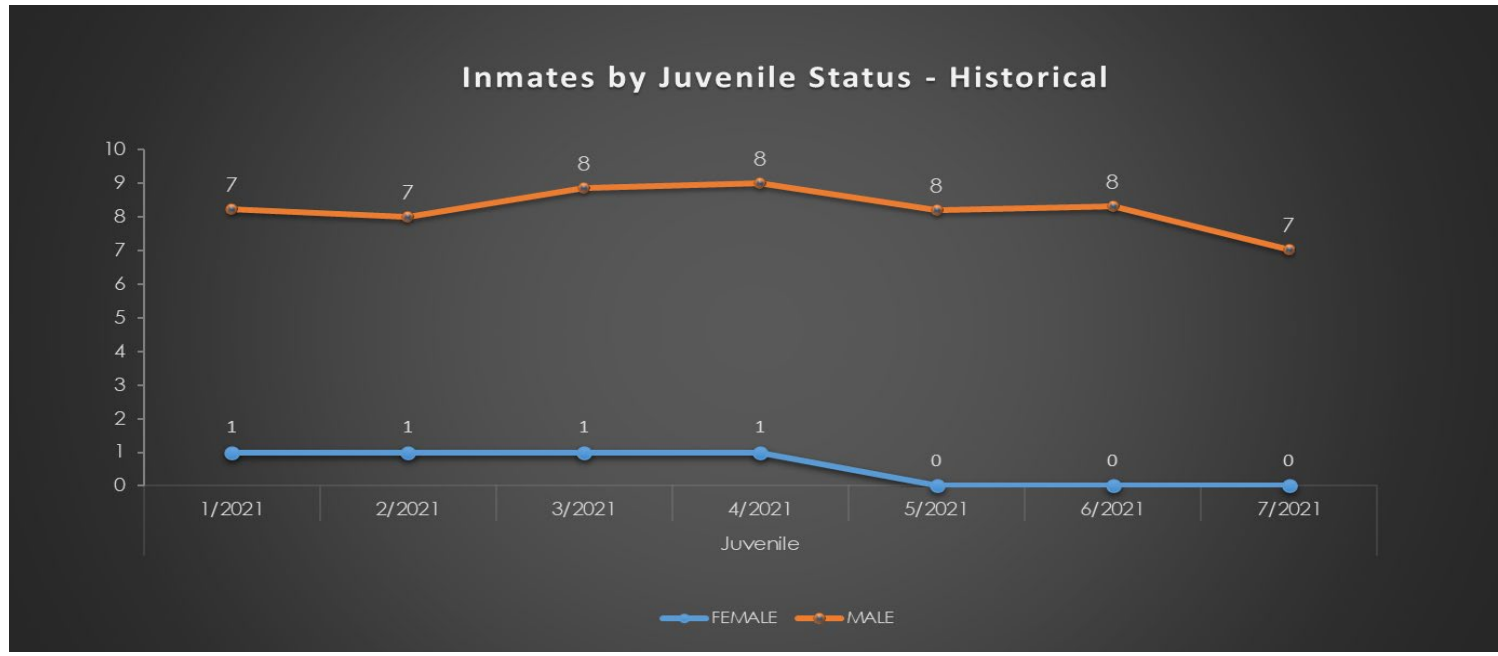


Row Labels	Average Length Of Stay
1/2021	56.46
2/2021	53.22
3/2021	48.53
4/2021	50.36
5/2021	49.82
6/2021	50.26
7/2021	49.32
Grand Total	357.96



Broward Sheriff's Office Department of Detention

Inmates by Juvenile Status
(Jan 2021 – July 2021)

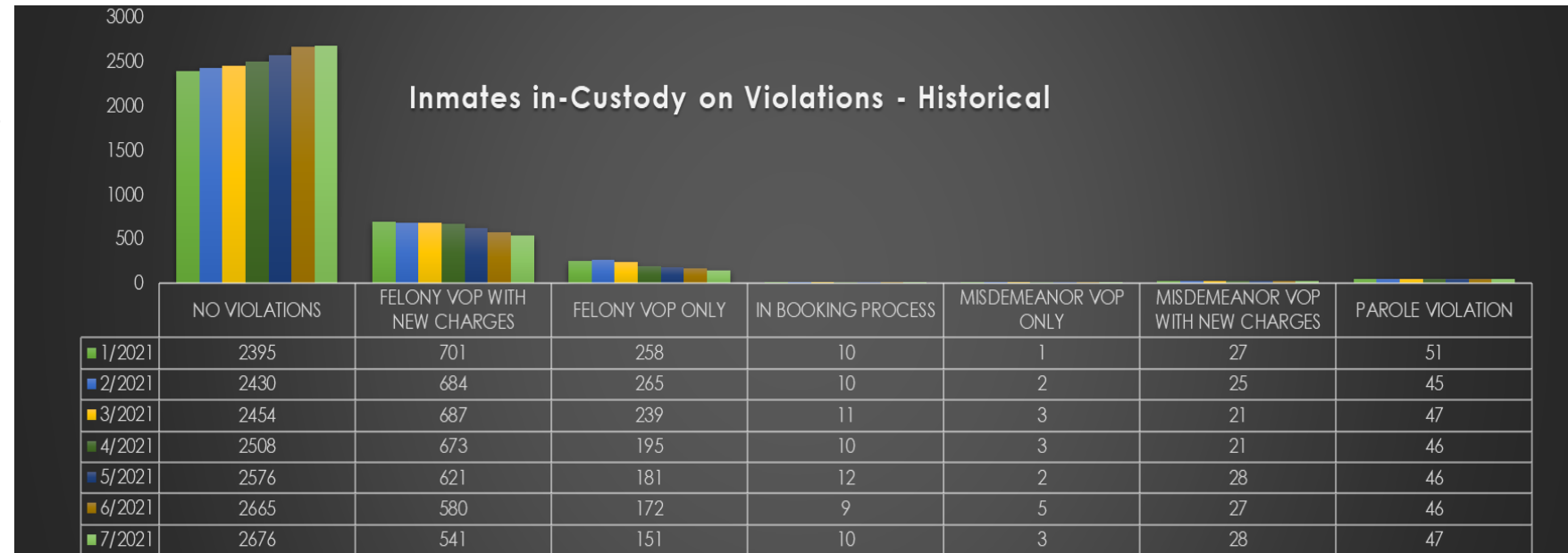


Number Of Inmates	Column Labels			
Row Labels	FEMALE	MALE	Grand Total	
Juvenile	1	8	8	
1/2021	1	7	8	
2/2021	1	7	8	
3/2021	1	8	9	
4/2021	1	8	9	
5/2021		8	8	
6/2021		8	8	
7/2021		7	7	
Grand Total	1	8	8	



Broward Sheriff's Office Department of Detention

Inmates In-Custody on Violations
(Jan 2021 – July 2021)



Number Of Inmates	Column Labels							
Row Labels	1/2021	2/2021	3/2021	4/2021	5/2021	6/2021	7/2021	Grand Total
NO VIOLATIONS	2395	2430	2454	2508	2576	2665	2676	2530
FELONY VOP WITH NEW CHARGES	701	684	687	673	621	580	541	640
FELONY VOP ONLY	258	265	239	195	181	172	151	208
IN BOOKING PROCESS	10	10	11	10	12	9	10	10
MISDEMEANOR VOP ONLY	1	2	3	3	2	5	3	3
MISDEMEANOR VOP WITH NEW CHARGES	27	25	21	21	28	27	28	25
PAROLE VIOLATION	51	45	47	46	46	46	47	47
Grand Total	3443	3460	3461	3457	3464	3505	3455	3464



Broward Sheriff's Office Department of Detention

Inmates In-Custody Beyond 750 Days (July 2020 – July 2021)

NOTES:

- 502 inmate totals
- Forty-nine (49) in custody over five (5) years or longer.
- Decreased 1 inmate from last month.

BROWARD SHERIFF'S OFFICE
DEPARTMENT OF DETENTION
INMATES IN-CUSTODY BEYOND 750 DAYS
JULY 31, 2021

