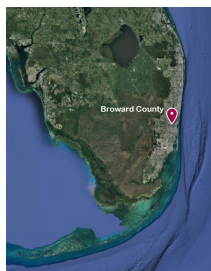


# International Coastal Cleanup

## 8 Steps to Safely Conduct a Buddy Team or Small Cleanup

### 1. Pick a Location

Identify a safe location to clean where social distancing is easily achievable. Think ahead about where you will properly dispose of trash at the location you choose. Monitor your health and the health of your family members before considering a cleanup of any size.




### 2. Gather Materials

Gather materials needed. This includes proper Personal Protective Equipment (masks and gloves), hand sanitizer, grabbers, trash bags, closed toed shoes and a reusable water bottle.



### 3. Download Clean Swell

If you are able, please help us collect important data on the types and amount of trash you remove. Download the Clean Swell application on your phone or other smart device. Be sure to "Allow" location services while using the app.



### 4. Clean up

Safely collect trash using gloves, and take pictures to document your efforts. Never pick up any trash items that you are not comfortable with.



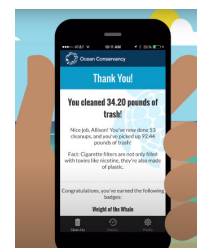
### 5. Carefully Remove Gloves

After you finish collecting items, carefully remove gloves and wash hands and arms with soap and water for at least 20 seconds.



### 6. Record Data

Follow steps on the Clean Swell app to review and submit your data. Data automatically submit to Ocean Conservancy's database when you see a "Thank You!" screen.



### 7. Properly Dispose of Waste

Properly dispose of items collected. Do not place trash bags in overflowing bins. This may cause items to fly away and end up back in the water. Recycle when possible.



### 8. Sanitize

Immediately and thoroughly sanitize any gear used during the cleanup including grabbers, gloves and buckets.



Please submit photos via the Clean Swell app or send photos to [coastalcleanup@broward.org](mailto:coastalcleanup@broward.org)