

Independent Transportation Surtax Oversight Board Annual Retreat

November 18, 2022

9:30 AM

Agenda Overview

Call to Order – *Chair, Alan Hooper*

Roll Call – *Administrative Coordinator, Roy Burnett*

Retreat Agenda

Reporting on progress towards Oversight Board Five-Year Plan (FYs 2021-2025)

Major Goals/Objectives

I. Program Performance

- A. Audit Plan – Performance Reviews
- B. Program Performance Measures at Agency Level
- C. Program Dashboard Reviews
- D. Financial Leverage Update

< *Working Lunch* >

II. Construction Updates

III. Board Member Discussion/Direction & Prioritization

IV. Tour of Facility

I. Program Performance

Program Performance

“ . . . if we have a way to measure performance and then convey the results in a productive way back to the County Commission so that they can adjust, so that they can redirect, renavigate.” **Phil Allen, 2020 Oversight Board Retreat**

“ . . . we actually start to look at performance and try to figure out how we can audit what we’ve done over the last couple years.” “ . . . And maybe the auditors can help us with that. . . ”
Alan Hooper, Chair, 2020 Board Retreat

Office of the County Auditor

FY 2023 Audit Plan-Surtax

ROBERT MELTON, COUNTY AUDITOR, CPA, CIA, CFE, CIG

JED SHANK, AUDIT MANAGER, CPA, CIA, CISA

LAURA ROGERS, AUDIT SPECIALIST, CIA, CFE, CGAP, CCA

Audit Activity Update

Overview of audit activities and annual planning process

FY 2023 Audit Plan- Surtax Related Activities

FY 2021-2022 Updates: Status of Reports Issued

Annual Audit Planning

ROBERT MELTON, COUNTY AUDITOR, CPA, CIA, CFE, CIG

Why Prepare an Annual Audit Plan?



Risk Based Assessment Process



Directs Limited Staff Resources to Needed Areas



Prioritize Critical Areas and Ensure Appropriate Audit Coverage



Inform Stakeholders

Types of Audit Services

Advisory or Consulting Services:

Tasks related to general review of information

Attendance at meetings


Providing advisory recommendations

Direct Audit Services:

Performance, Financial or Compliance Audits

Re-occurring, One-Time or 'Surprise' Audits


Conducted in Accordance with Generally Accepted Government Auditing Standards



Office of the County Auditor Annual Audit Plan



Presented in a Report to the Board
of County Commissioners



Surtax Audit Activity will be
included in the Overall Annual Plan

Office of the County Auditor

Annual Audit Plan

May include:

Audit Requests from Commissioners, County Administrator or Management

County Auditor's Discretionary items

Investigations of Complaints

Flexibility:

Items not Completed are Generally Carried Forward to Following Year

Subject to Adjustments, Available Resources, and Changing Needs

FY 2023 Audit Plan- Surtax

LAURA ROGERS, AUDIT SPECIALIST, CIA, CFE, CGAP, CCA

Surtax Funded Audit Resources

One Full Time Position

Primary Assigned Surtax Auditor:

Laura Rogers, Audit Specialist

Additional Resources:

County Auditor, Deputy County Auditor, Administrative Support
Audit Manager, Audit Senior and Audit Staff Positions

Advisory and Consulting Services

20%



Attendance at Oversight Board Meetings



Review of Surtax Items on BOCC Agenda



Negotiation Assistance for Surtax Funded Projects and Agreements



Review of Surtax Solicitations



Issuance of Advisory Memoranda

Direct Audit Services

80%



Audit of MAP Contract Administration



Audit of Municipality Agreements



Follow Up Audits

Audit of MAP Contract Administration Practices

Determine:

Adequacy of contract administration practices and controls to safeguard County interests.

Opportunities for Improvement



Audit of Municipality Agreements

Review of Selected Municipal Agreements

- Financial- Expenditures, Invoices, Costs
- Performance- Services, Deliverables
- Compliance- Other Contract Elements
- Other Opportunities for Improvements



Follow Up Activities

Government Accountability Standards
require follow up

Review implementation status of
previous audit recommendations



FY 2021-22

Audit Activity Updates

JED SHANK, AUDIT MANAGER, CPA, CIA, CISA

Update: Audit of ILA Between BC and BMPO for Transportation Surtax Services

Requested by Oversight Board at 8/14/20 Meeting

Report No. 22-02 Issued November 23, 2021

www.broward.org/Auditor/Reports/Reports/Exh1_Audit_ILA_MPO_RptNo_22-02.pdf

Overall Conclusions:

With Exceptions Noted in Report:

- Payments to MPO for services are reasonable and appropriate
- MPO is in compliance with terms of the ILA



Update: Audit of ILA Between BC and BMPO for Transportation Surtax Services

Opportunities for Improvements:

- Lack of underlying support evidencing work performed for \$352,000 in salary and overhead costs
- Salary and overhead costs included \$26,238 for holiday and paid time off
- \$29,072 in duplicate billed costs for furniture, software and office supplies
- Need to address independence requirements in agreements between MPO and its consultants

Update: Audit of Transportation Department's Community Shuttle Program

Report No. 22-14 Issued August 24, 2022

www.broward.org/Auditor/Reports/Reports/090822_Ehx1_AudCommShut_RptNo22_14.pdf

Overall Conclusions:

- Municipalities are in compliance with Agreements
- Fiscal controls and oversight are adequate
- Resources are used appropriately
- Funding sources are appropriately applied and reported



Update: Audit of Transportation Department's Community Shuttle Program

Opportunities for Improvements:

- Review Business Models to address disparate costs across municipalities
- Review establishment of hourly rates to actual costs of services
- Ensure routes are adequately utilized
- Other operational improvements including record maintenance, vehicle maintenance, and daily operations (passenger counts, signage, safety, and other)

Update: Oakland Park Blvd Bridge

Oakland Park Blvd (west of Hiatus Road) Bridge Rehabilitation Project

Report is in draft

- Final draft distributed to management on September 21
- Awaiting responses for issuance

Advisory Memoranda

FY 2021:

No. 168, Assessment of Maintenance Allegations at Transit Division

No. 197, Assessment of the Rider's Choice Program's Fare Charges

Nos. 170, 181, 191, 205, 212-Reviews of Various Surtax Funded Procurements

FY 2022:

No. 232, Transit Maintenance Allegation, Follow –Up Review

Nos. 233, 236, 239, 240, 252, 254, 265- Reviews of Various Surtax Funded Procurements

Program Performance

“And it’s also key to establish exactly how we see the benchmarks and when we’ll compare against those benchmarks in advance, so there’s no guesswork. So I think the more detailed we can be in laying the . . . performance measurements [out] and spend the time to really clarify those and the timing that they’ll be measured is going to be very important.” **Shea Smith, 2020 Oversight Board Retreat**

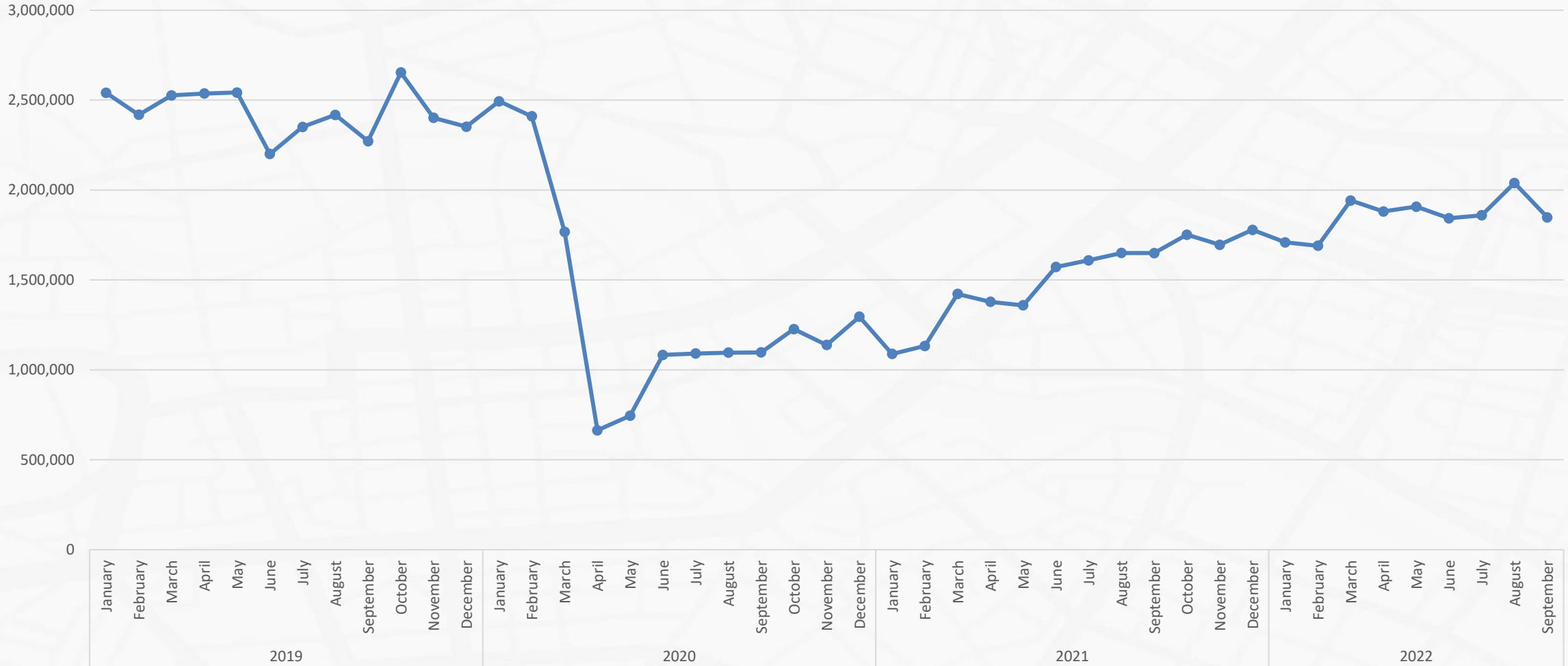
“. . .if we’re able to measure performances, whether that’s through how the transportation system works, whether the buses have ridership. . .” **Alan Hooper, Chair 2020 Retreat**

Broward County Transportation Department - Program Performance (Ridership)

1. BCT Status Overview (Video)
2. Ridership Trends - 2019 to Date
 - Total Transit System
 - Fixed-Route Bus System
 - Express Bus
 - Community Shuttles
 - Paratransit
3. Ridership Strategy

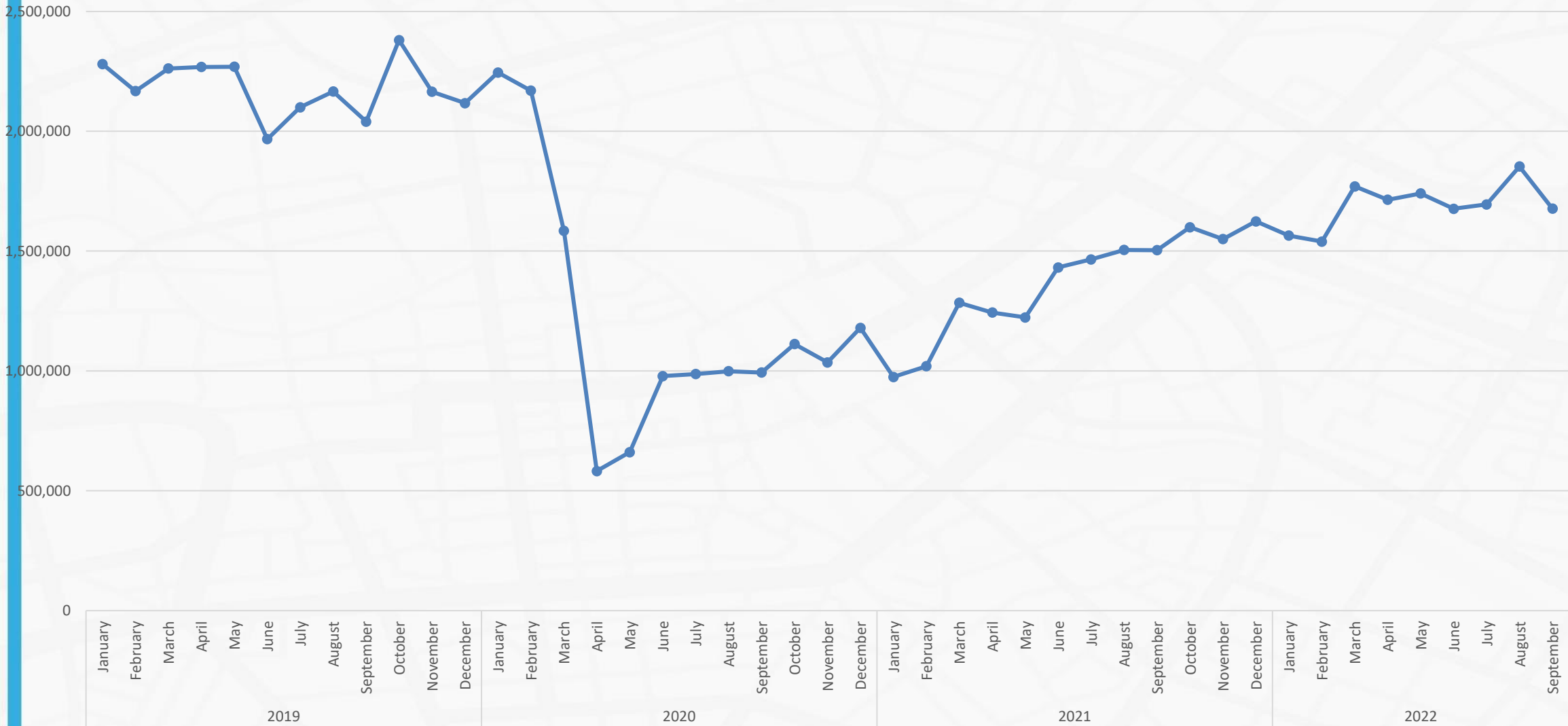
Total Transit System Ridership: 2019 - Present

Total Transit System Ridership: 2019 - Present



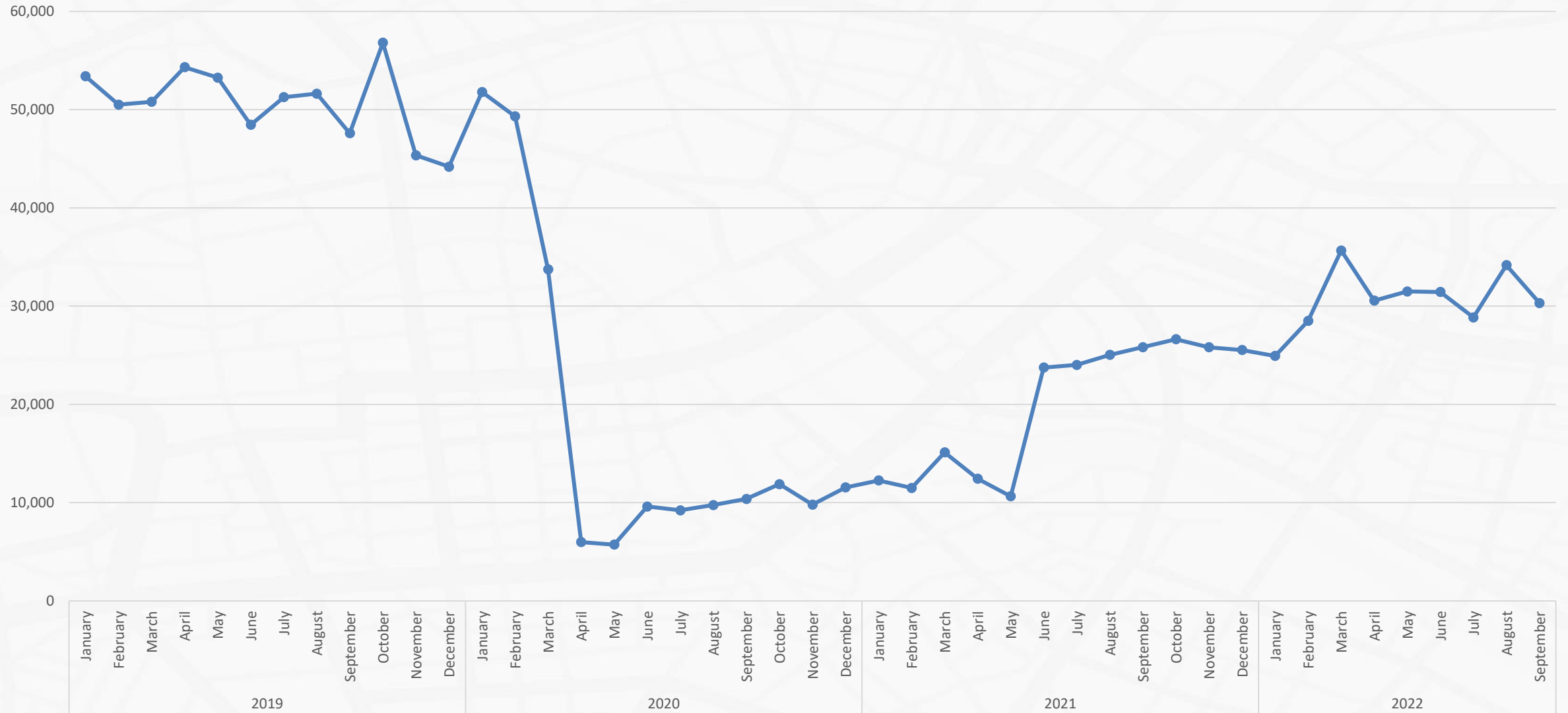
Fixed Route Ridership

Fixed-Route Bus Ridership: 2019 - Present



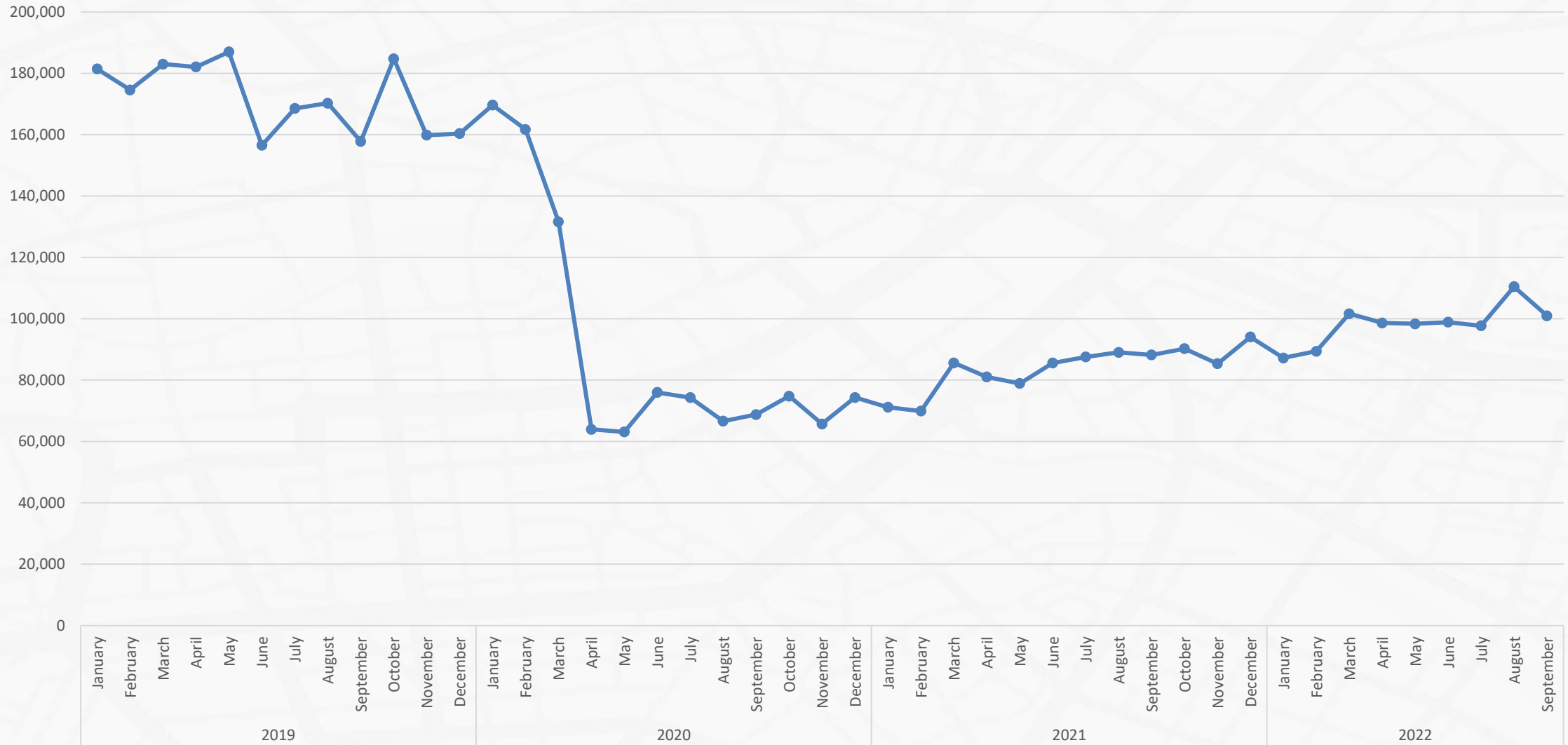
Express Bus Ridership

Express Bus Ridership: 2019 - Present



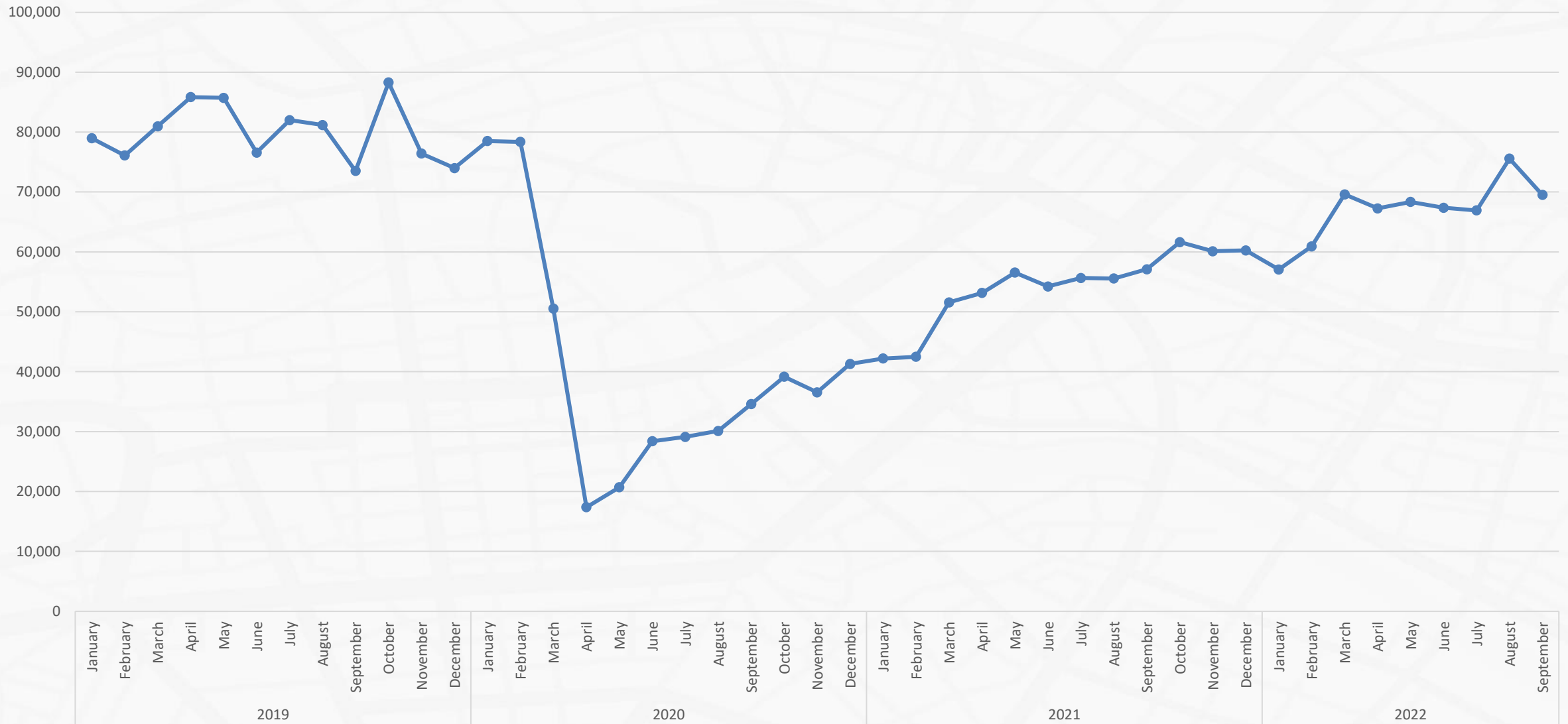
Community Shuttle Ridership

Community Shuttle Ridership: 2019 - Present



Paratransit Ridership

Paratransit Ridership: 2019 - Present



Ridership Strategy


1. FY2023 the Year of “Restoration”

- Bus Operator Hiring
- Restore Service Hours to Pre-Pandemic FY2019 Levels

2. Long-Term Actions

- PREMO – “Premium Mobility Plan”
 - Bus Rapid Transit (BRT) – 7 Corridors, 150 Miles
 - Light Rail Transit (LRT) – 20-30 Miles
- Fixed-Route Bus Service Hours Increases
 - Annual 2% Fixed Route Bus Service Hour Increases Beginning FY2024
- Commuter Rail South – 3 Stations, 11.5 Miles
- New Business Lines to Respond to Changing Customer Demands

Rail-Volution Video Presentation



Program Performance

“ . . .how we’re doing things is going to help us separate the buckets and how we look at those buckets and how we measure those buckets . . .whether the projects are coming in on time . . .whether a lot of things. ” **Alan Hooper, Chair, 2020 Oversight Board Retreat**

“ . . .people have talked about timing of traffic lights and traffic signals as being a problem. We have a program in place to start to implement that today. Now we need to determine if, in fact, the people are noticing a difference in that.” **Phil Allen, 2020 Board Retreat**

Public Works Department Design and Construction Project Performance

Projects Completed

Map ID	Project Name	Design Phase			Construction Phase		
		Approved Budget (\$)	Expenditures as of 9/30/22 (\$)	Time (Days)	Approved Budget (\$)	Expenditures as of 9/30/22 (\$)	Time as of 9/30/22 (Days)
A101	Adaptive Traffic Control System Pre-Engineering - Group 1 and Group 2	\$250,000	\$173,850	445	N/A		
B104	Cypress Creek Rd (NW 62 St) from NW 31st Ave to Powerline Rd	Funded By Gas Tax/In-House			\$4,800,000	\$4,619,518	369
B51	Commercial Boulevard from Nob Hill Road to Hiatus Road	Funded By Gas Tax			\$549,554	\$532,388	78
D07	NW 27th Ave from Broward Blvd to NW 15th Ct	Funded By Gas Tax/In-House			\$3,000,000	\$2,420,161	991
D101 S04	W McNab Rd from NW 31st Ave to Powerline Rd	Funded By Gas Tax/In-House			\$5,100,000	\$5,069,891	547
F01	Pine Island Road from Broward Boulevard to Oakland Park Boulevard	Funded By Gas Tax			\$1,251,800	\$569,589	384
F02	Sunrise Boulevard and NW 136 Avenue Vicinity	Funded By Gas Tax			\$929,500	\$537,389	471
F05	Pine Island Road from Oakland Park Boulevard to McNab Road	\$103,585	\$85,177	795	\$1,315,869	\$475,966	271
M01	Broward Boulevard and E 15 Avenue	Funded By Gas Tax			\$682,000	\$352,424	89
M02	Stirling Road and Palm Avenue	Funded By Gas Tax			\$821,000	\$703,586	619
M03	Wiles Road and Coral Springs Drive	Funded By Gas Tax			\$746,000	\$638,423	221
O04	NW 34th Bridge over C-12 Canal	Funded By Gas Tax			\$3,600,000	\$2,389,954	130
O102	NW 31st Ave., Over Middle River Canal at NW 39th St	Funded By Gas Tax			\$2,200,000	\$2,119,582	258
O103	Oakland Park Blvd C-42 Canal, from Hiatus Rd to NW 115th Terr	Funded By Gas Tax			\$3,300,000	\$3,690,350	212
O104	Flamingo Road over Snake Creek near Miramar Parkway	Funded By Gas Tax			\$3,300,000	\$1,872,684	223
V1	County-Wide Video Detection Maintenance	N/A			\$1,680,000	\$1,616,494	N/A
Z01*	Bayview Elementary School	Funded By Gas Tax			\$84,000	\$72,718	114
Z02*	Drew Elementary School	Funded By Gas Tax			\$105,000	\$54,994	114
Z03*	Maplewood Elementary School	Funded By Gas Tax			\$115,000	\$58,061	232
Z04*	Morrow Elementary School	Funded By Gas Tax			\$218,000	\$199,684	267

* In addition, traffic and pedestrian studies for Z05, Z07, Z13, Z15, Z16, Z17, Z18, Z20, Z26 were performed and no new improvements were required. School officials were notified and these projects are completed.

Projects In Construction - Design Completed

Map ID	Project Name	Design Phase				Construction Phase			
		Approved Budget (\$)	Expenditures (\$)	Schedule (Days)	Time (Days)	Approved Budget (\$)	Expenditures as of 9/30/22 (\$)	Schedule (Days)	Time as of 9/30/22 (Days)
B21, B31, D102, D103, S39	Grouping of Riverside Drive Bike Lanes and Drainage Improvements	Funded by Gas Tax/In-House				\$6,800,000	\$5,457,968	760	637
D06	NW 21st Avenue / NW 23 Avenue from Sunrise Boulevard to Commercial Boulevard	Funded by Gas Tax/In-House				\$6,100,000	NTP2 just issued		
F03	Atlantic Boulevard from Coral Springs Drive to SR-7	\$113,272	\$99,699	295	296	\$1,438,928	\$206,417	399	263
F04	McNab Road from Pine Island Road to SR-7	\$113,272	\$113,538	365	360	\$1,438,928	\$12,499	329	158
I01	Flamingo Road and New River Greenway	\$142,758	\$141,583	486	486	\$570,000	\$230,164	270	243
I02	Nob Hill Road and Southgate Boulevard	\$429,498	\$298,797	446	428	\$2,076,000	\$305,172	300	193
I03	NW 31 Avenue/Lyons Road and McNab Road	\$334,054	\$253,289	548	548	\$2,300,500	\$46,574	300	93
I04	Rock Island Road and Royal Palm Boulevard	\$381,776	\$314,299	446	439	\$2,050,000	\$873,451	382	340
M04	Foster Road and NW 2 Avenue	\$92,453	\$82,530	305	220	\$464,929	\$54,241	305	267
M101	Copans Road and NW 42 Avenue	Funded by Gas Tax				\$961,600	\$349,101	270	198
S10	Copans Road Sidewalk Improvement Copans Road from NW 42 Avenue to NW 36 Avenue	Funded by Gas Tax				\$1,081,000	\$838,268	291	291
S101	NE 56th Street from NE 18 Avenue to NE 22 Avenue	\$430,540	\$264,815	522	540	\$2,333,980	\$0	435	144
Z06, Z08, Z09, Z10, Z11, Z12	Grouping of Six School Zone Improvement Projects	\$121,344	\$98,170	364	539	\$510,000	NTP1 issued - in equipment procurement		
M05	Tyler Street and N 19 Avenue	\$83,513	\$80,708	259	259	\$551,158	NTP1 issued - in equipment procurement		
M21	Coconut Creek Parkway and Banks Road	\$128,713	\$99,458	281	282	\$849,459	NTP1 issued - in equipment procurement		
R17 R18	Sheridan St from NW 148 Ave to NW 136 Ave Sheridan St from NW 136 Ave to Flamingo Rd	\$400,000	\$396,547	273	273	\$28,000,000	In construction procurement		

Projects In Design

Map ID	Project Name	Design Phase			
		Approved Budget (\$)	Expenditures as of 9/30/22 (\$)	Schedule (Days)	Time as of 9/30/22 (Date)
A02	Hallandale Beach Boulevard from SR 7 to A1A	\$490,148	\$163,823	332	381
B101	Pompano Park Place from Powerline Road to South Cypress Creek Road	\$623,150	\$159,929	616	527
B102 L21	West Hillsboro Blvd. from Loxahatchee Rd to SR-7	\$750,958	\$41,890	571	207
D04	NE 6th Avenue from NE 38th St to Commercial Boulevard	Funded by Gas tax			
A01, A03, A05, A06, A13, A14	Grouping of Adaptive Traffic Signal Control System and Fiber Optic Network Installation	\$1,562,448	\$479,012	365	226
L01, L02, L03, L04, L05, L06, L07, L08, S01, S02, S03, S05, S06, S07	Grouping of Phase 1 & 2 Lighting and Sidewalk Improvements	\$3,407,550	\$1,492,689	619	543
F09	Wiles Road from SR-7 to I-95	\$139,382	\$133,641	370	369
F10	Cypress Creek Road Fiber Optic Network from SR7 to Dixie Highway	\$145,592	NTP just issued		
F101	Coconut Creek Parkway from SR-7 to I-95	\$122,315	\$122,573	374	369
F102	NW 31 Avenue from Broward Boulevard to Commercial Boulevard	\$128,004	\$106,192	268	263
F13	Wiles Rd Fiber Optic Network from Coral Springs Drive to SR-7	\$146,494	\$67,702	250	205
I07	Hiatus Rd and New River Greenway	\$147,041	No invoice yet	487	480
I08	SR-84 and Federal Hwy (US-1)	\$462,128	\$139,207	487	464
I09	Nob Hill Road Intersection from New River Greenway	\$151,452	No invoice yet	287	60
I102	NE 3 Ave and Flagler Dr/Progresso Dr	\$269,575	No invoice yet	490	252
I46	Federal Highway (US-1) Intersection from Johnson Street	\$259,632	\$12,414	564	109
M06	Lyons Road Mast Arm at Winston Park Boulevard	\$119,808	\$21,327	306	168
M07	Polk Street at N 24th Avenue	\$115,392	\$42,617	305	182
M09	NW 31 Avenue and NW 19 Street	\$99,976	\$83,671	485	466
R01	Pine Island Road from Nova Drive to Griffin Road	\$6,847,399	\$364,250	544	331
Z14 Z19	Broward Estates Elementary Oakridge Elementary	\$51,464	\$29,722	270	228

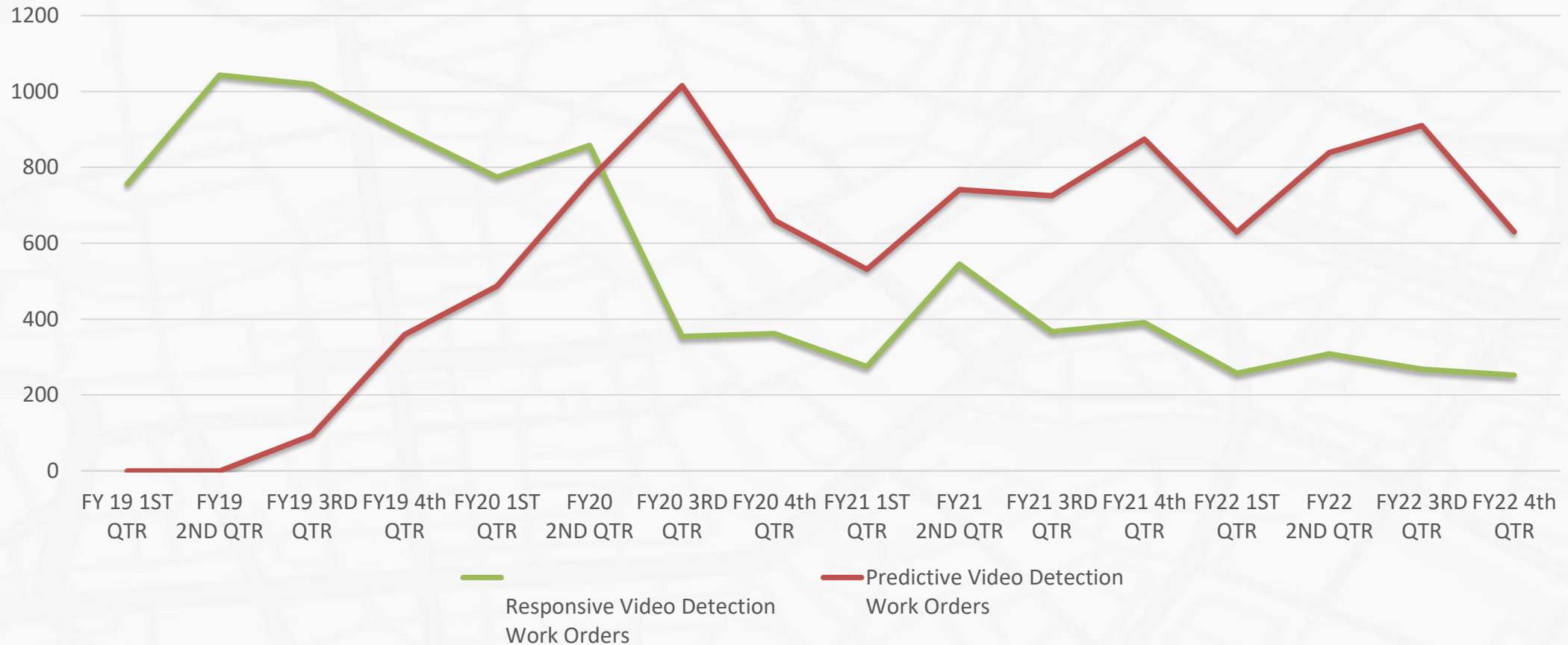
Multiple Factors Affect Schedules

- Resident/Municipality Issues and Concerns
- Permitting
- Unknown Underground Utilities
- Rain/Hurricane
- Utility Relocation
- Factory Closure
- Equipment/Materials Lead Time
- Unusual Events (i. e. Covid-19, Extreme Weather Events Elsewhere)

Measuring Performance – Looking Forward

- Continue to Design/Construct Projects Efficiently
- Evaluate Effectiveness of Completed Projects
 - Adaptive Traffic Signal Control
 - Intersection Improvement
 - Capacity Improvement
- Deploy Automated Traffic Signal Performance Measures (ATSPM) Software
 - Testing currently underway (Powerline Rd and NW 5th Ct)

Predictive Maintenance Improves Traffic Signal Network Operations/Performance



Program Performance

“ . . . and we have a system that is able to measure performance, whether it’s financial, equity, economics for the small businesses. . .” **Phil Allen, 2020 Board Retreat**

“I want to make sure that we keep a watchful eye on the economic development and benefits as it relates to the small and local businesses. You know, this transportation tax will present a lot of opportunities for design professionals, construction professionals, employees, for people to work on these projects. And I think as a part of our goal, we need to support the maximum utilization of . . . small businesses. . .” **Ronald Frazier, 2020 Oversight Board Retreat**



MAP Broward

Mobility Advancement Program
Brought to you by the
Penny For Transportation

MAP Broward (Surtax)

QUARTERLY REPORT
(JULY 2022 – SEPTEMBER 2022*)

Surtax Oversight Board Meeting
November 18, 2022

**Inclusive of all County Business Enterprise (CBE) Activity since March 2019.*

**Reflective of payments received through September 30, 2022.*

MAP Broward - Small Business Highlights

County Business Enterprise (CBE) Projects Reviewed

COUNTY Projects Reviewed*	MUNICIPAL Projects Reviewed*
61 Projects	105 Projects
\$433,720,626 Total Estimate of Projects	\$123,238,668 Total Estimate of Projects
30% Average CBE Project Goal	33% Average CBE Project Goal
\$121.6M – Total CBE Projected Amount	

MAP Broward - Small Business Highlights

County Business Enterprise (CBE) Projects Awarded



Project Highlights	COUNTY	MUNICIPAL
Projected Amount to CBE Firms	\$51,136,751	\$12,066,644
Awarded to Contractors	27	25
Total Amount Awarded	168,715,161	\$34,334,150
Total Number of CBEs	52	34
Average CBE Commitment	34%	36%

County Business Enterprise (CBE)

Projects Awarded to Contractors – CBE INDUSTRIES

- Asphalt, Concrete, Site Work
- Street and Signalization
- Communication and Marketing/
Public Outreach/Community Involvement
- Construction Engineering Inspection
- Cost Estimating
- Data Collection and Analysis
- Demolition Contractor
- Document Preparation Services
- Electrical
- Engineering
- Environmental
- Fencing, Guardrail, Handrail/Railings
- General Roadway and Miscellaneous Construction
- Irrigation
- Land Surveying
- Landscape Architecture, Land Planning & Design,
Landscape Consulting
- Maintenance of Traffic
- Milling and Paving
- Materials Testing
- MEP (Mechanical, Electrical, Plumbing)
- Permitting Assistance
- Project Management



86 CBE Contractors on Awarded Projects (County and Municipal Projects)

CBE FIRM LOCATIONS – Zip Codes

Zip Code	# of CBEs	Zip Code	# of CBEs	Zip Code	# of CBEs
33004	1	33301	2	33334	4
33020	1	33305	1	33351	3
33021	1	33306	1	33442	2
33024	3	33308	2	*33311	3
33025	2	33312	2	*33309	4
33027	4	33314	4	*33313	1
33028	1	33316	3	*33319	1
33029	1	33317	1	*33069	4
33060	1	33323	1	*33023	1
33064	3	33324	2		
33067	1	33326	4		
33076	2	33330	1		

* Prosperity Broward Zip Code

Prosperity Broward is an initiative of the Greater Fort Lauderdale Alliance Foundation which seeks to power prosperity for all by leveraging the county's booming economy to benefit individuals in six economically challenged zip codes: 33311, 33309, 33313, 33319, 33069, and 33023.

MAP Broward Municipal Project –CBE WINS!

Projects Awarded to CBE Prime Contractors

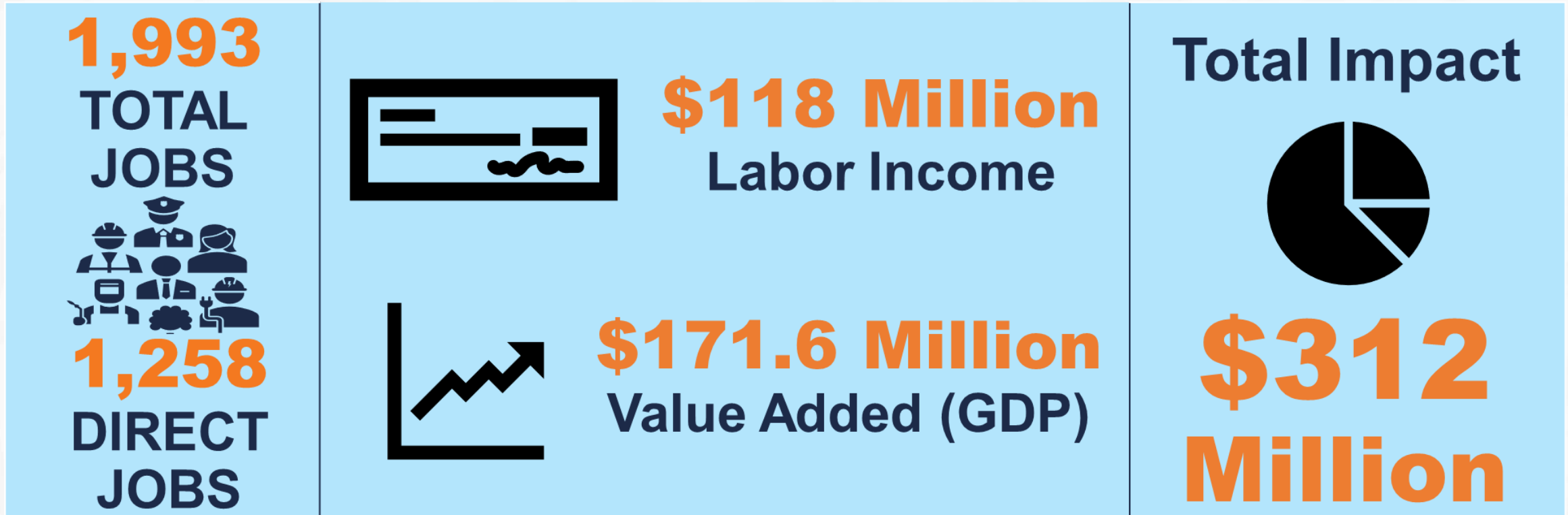
Municipality	Project Name	CBE Awarded	Award Amount	MAP Broward Amount
Southwest Ranches	Green Meadows Drainage*	Kailas Corp. d/b/a Kailas Contractors	\$293,010	\$50,000

**This project was not assigned a CBE goal but was awarded to a CBE firm. Project information provided by MAP Admin.*



Surtax Estimated Economic Impact

52 County and Municipal Awarded Projects as of October 2022*



* Includes surtax projects with CBE goals

SOURCE: Economic Impact Analysis for Planning (IMPLAN); Analysis conducted October 31, 2022 Broward County OESBD

Program Performance

“ . . . we’ve agreed on what the projects are. We need to get them done. Hopefully, the projects . . . improve mobility . . .so it’s really how did the projects that we set out to do get done? . . .It’s our grading, it’s our “how did we do?” . . .we’re looking at a lot of things, but we’ve got to look at the big picture for the whole County. . .” **Doug Coolman, 2020 Board Retreat**

“ . . .it’s a scorecard against each project.” **Alan Hooper, Chair, 2020 Oversight Board Retreat**

“ . . .one of the things that we need to be mindful of is equity. . . equity in terms of the geography. There needs to be equitable distribution of the projects.” **Anthea Pennant, 2020 Board Retreat**

C. Internal & Public Dashboard Reviews

C. Public Dashboard

BROWARD COUNTY FLORIDA
Mobility Advancement Program Broward

Projects Near Me Surtax Project Overview Projects by Municipality Municipal 5 Year Plans Projects by Commission District Instructions

MAP Broward Brought to you by The Penny for Transportation

Project Search and Filter

Projects Managed By

Show Only Countywide Projects

Select Project Type(s)
 No category selected

Select Project Phase(s)

Planning
Design
Construction

Projects Completed

Filter may affect feature loading speed, clear filters to reset.

Surtax-Funded Projects
701
 Year 2019-2027

Projects List

- SW 136th Avenue Widening
- SW 57 Ave & SW 20 Street Traffic Calming Improvement
- Paradise Gardens Sidewalk Maintenance and Drainage
- Miramar Roadway Rehabilitation and Resurfacing I
- Nob Hill Rd/Oakland Park Blvd
- Nob Hill Rd/Sunrise Lakes Blvd
- Nob Hill Rd/Nob Hill Access Rd
- Nob Hill Rd/NW 25 Ct
- Nob Hill Rd/Sunset Strip
- Hillsboro Blvd/Deerfield Mall
- University Dr/Johnson St
- N 56 Av/Tyler St
- N 56 Av/Thomas St
- Hollywood Blvd/N 58 Av
- N 24 Av/Pierce St
- Lox Road Improvements
- Sample Road Bridge Replacement
- Miramar Roadway Rehabilitation and Resurfacing II
- Stirling Rd/SW 110 Ave
- Oakland Park B/NW 33 A
- Oakland Park B/NW 35 A
- Oakland Park B/US 441 (E)
- NW 31 Av/NW 30 Ct

← 1 of 701 →

Project Name: SW 136th Avenue Widening - Project ID: DAVI-011
[Print Project Details \(pdf\)](#)

PROJECT DETAILS
 Project Type: Congestion Management
 Current Phase: Design
 Fiscal Year of Award: 2027
The Year of Award is not the same as the year of completion. Many projects have multiple phases and will require multiple years to complete.

Project Description:
 Widen Existing Roadway or Bridge
Project Location:
 SW 136 Ave
Project Limits:
 SW 14 St to Shenandoah Pkwy - SW 5 St
Surtax Funding: \$331979

Geographic Area Coverage:

- County Commission District: 5
- Municipality: Davie
- Zip Code: 33325

Questions?
 To find out more about this project or anything related to MAP Broward, contact Mobility Advancement Program Administration at (954) 357-9501 or via email at mapsocial@broward.org
 Interested in the Independent Transportation Surtax Oversight Board?
 Visit <https://mapbroward.broward.org/>

esri A Story Map
Powered by Esri

C. Internal Dashboard



MOBILITY ADVANCEMENT PROGRAM ADMINISTRATION INDEPENDENT TRANSPORTATION OVERSIGHT BOARD TRANSPARENCY AND ACCOUNTABILITY DASHBOARD

November 2022

Program Performance

“...we've started from day one of finding how successful we can be at matching dollars so we can grow the surtax. That's a very important element independent of the projects.”

Doug Coolman, Vice Chair, 2020 Oversight Board Retreat

D. Financial Leverage Update

The 30-year goal of the Transportation Surtax Program is to leverage \$2.5 billion in local, state and federal funds.

The following **Broward County Transit** surtax funded projects have been leveraged with other funding sources:

Project Description	Estimated Surtax Project Funding	Estimated Non-Surtax Funding (LEVERAGE)	Total Estimated Project Funding
Electric Bus Infrastructure Project	\$ 3,000,000	\$ 2,839,889	\$ 5,839,889
Copans Facility Rehab Project	58,960,250	17,275,000	76,235,250
Security - Retrofit Fleet Cameras	6,728,051	596,949	7,325,000
Total:	\$68,688,301	\$ 20,711,838	\$ 89,400,139

D. Financial Leverage Update

The following **Public Works** county surtax funded projects have been leveraged with other funding sources:

Project Description	Estimated Surtax Project Funding	Estimated Non-Surtax Funding (LEVERAGE)	Total Estimated Project Funding
Drainage Improvement Utilizing Green Infrastructure	5,000,000	16,700,000	21,700,000
Traffic Signals - Mast Arm Improvements	113,675	341,025	454,700
Total:	\$ 5,113,675	\$ 17,041,025	\$ 22,154,700

D. Financial Leverage Update

There has also been leveraged funding for the following project:

Project Description	Estimated Surtax Project Funding	Estimated Non-Surtax Funding (LEVERAGE)	Total Estimated Project Funding
Roadway Improvements on Loxahatchee Road from SR-7/441 to roadway's terminus at the levee.	7,620,228	32,113,170	39,733,398
Total:	\$ 7,620,228	\$ 32,113,170	\$ 39,733,398

Additionally, the surtax funded municipal projects have leveraged funds totaling \$8.9M.

Lunch Break – Working Lunch

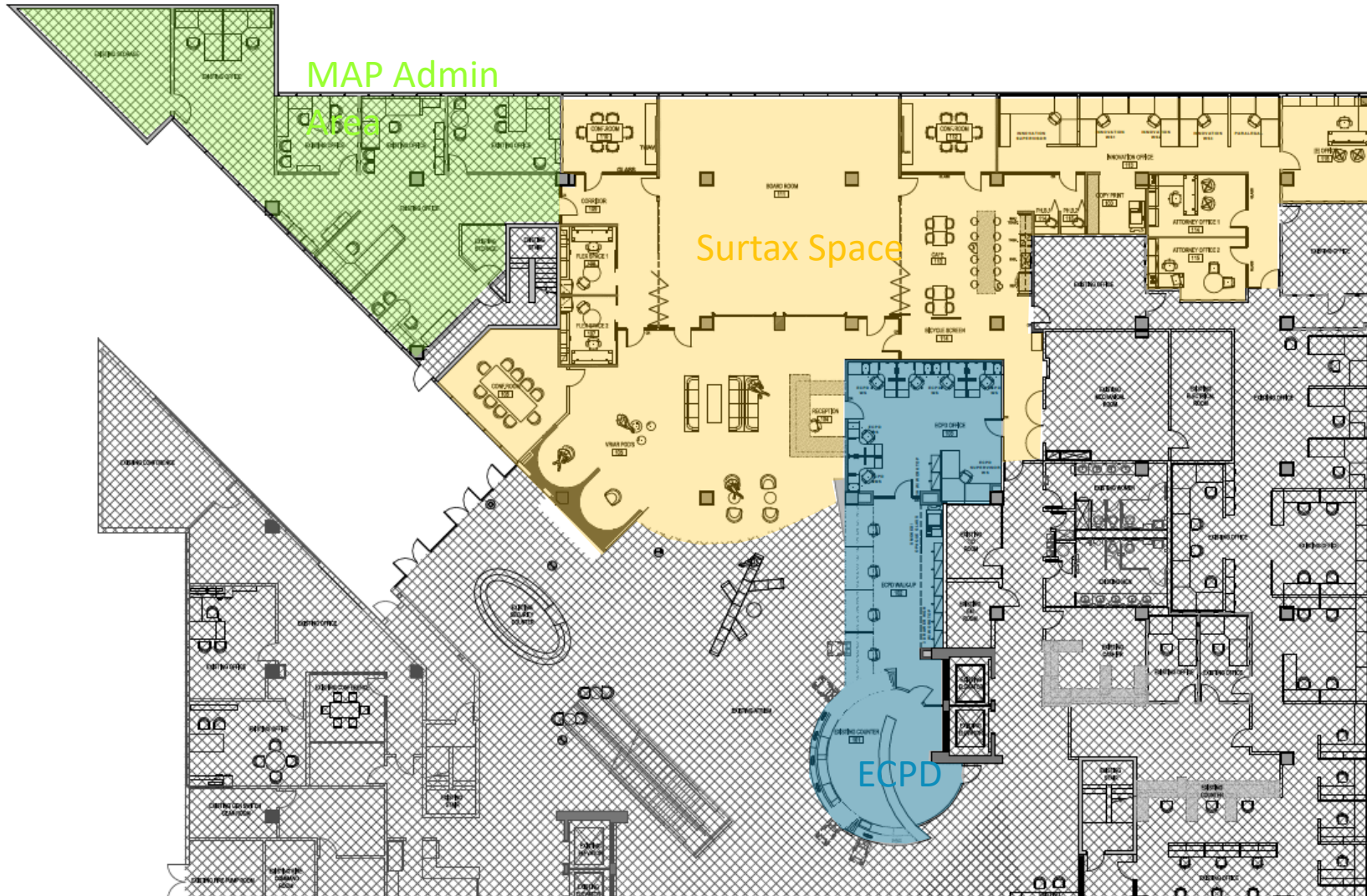
II. Construction Updates

Construction Updates

“ . . . I also think we should be in our more efficient office space.” **Doug Coolman, Vice Chair, 2020 Oversight Board Retreat**

“Phase 1 will be the -- the co- -- the relocation of us to that facility. . . Construction for . . . your meeting spaces should be underway by the end of next year, but as far as it being done and ready for us to do [any] kind of a public ground breaking event, it probably won't be until 2022.” **Gretchen Cassini, 2020 Oversight Board Retreat**

GCW Construction Progress Updates




Floor Plan



Renderings





GCW Construction Progress Updates

ECPD Construction Update




GCW Construction Progress Updates

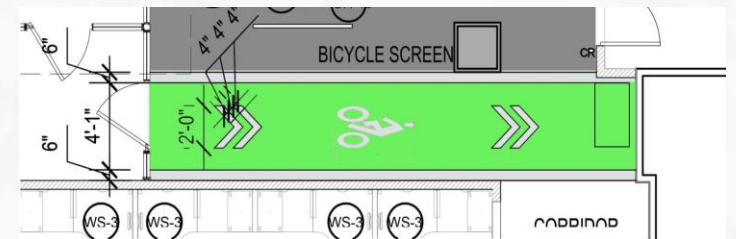

Surtax Board Room Construction Update



GCW Construction Progress Updates







Surtax Break Room Construction Update





GCW Construction Progress Updates

Surtax Conference Rooms & Phone Booth Construction Update



GCW Construction Progress Updates

Surtax Innovation Office Construction Update



Overview and Update of the **SURTAX Space and Relocation Projects**
FY21 TO FY23

NOVEMBER 2022

SPACE MANAGEMENT & PLANNING
FACILITIES MANAGEMENT DIVISION

GCW

GOVERNMENT CENTER WEST:

Preconstruction Relocation Projects – Ground Floor:

- New Offices for **BUILDING CODE SERVICES** (BCS) (Agency Funded), Completed FY21
- New Workstations for **INSPECTORS** in Environmental & Consumer Protection (ECPD), Completed FY22
- New Offices for **MOBILITY ADVANCEMENT PROGRAM** (MAP)ADMINISTRATION
 - Office Renovations, Completed FY22
 - Multi-Purpose Room Renovations, In Progress for completion in FY23

TRANSPORTATION ADMINISTRATION

- Renovation and Remodeling for **PARATRANSIT SERVICES** (Agency Funded), Completed FY22
- Renovation for **BUSINESS ADMINISTRATION**, In Process for completion in FY23
- Remodeling for **DEPARTMENT ADMINISTRATION**, In Process for completion in FY24

HIGHWAY CONSTRUCTION AND ENGINEERING (HCED)

- Restack HCED Suites per new team assignments, Completed FY21
- Remodeling for **SURTAX TEAM PROJECT OPERATIONS** (3rd Floor Suite)
 - Conference Room Renovation, Completed in FY22
 - Office Remodeling, In Process for completion in FY24

TED

TRAFFIC ENGINEERING:

- Reconfiguration for the **ENGINEERING SYSTEMS TEAM** (Ground floor), FY21
- Remodeling for **TRAFFIC STUDIES SECTION** (Second floor), FY22
- Reconfiguration for **MAP SURTAX** (Ground floor). FY23

NOVEMBER 2022

Phasing for SURTAX Plaza

FMD

Preconstruction A:
Relocate Building Codes Services
to new Riverbend Offices

Preconstruction B:
New offices for the
MAP Administration Team

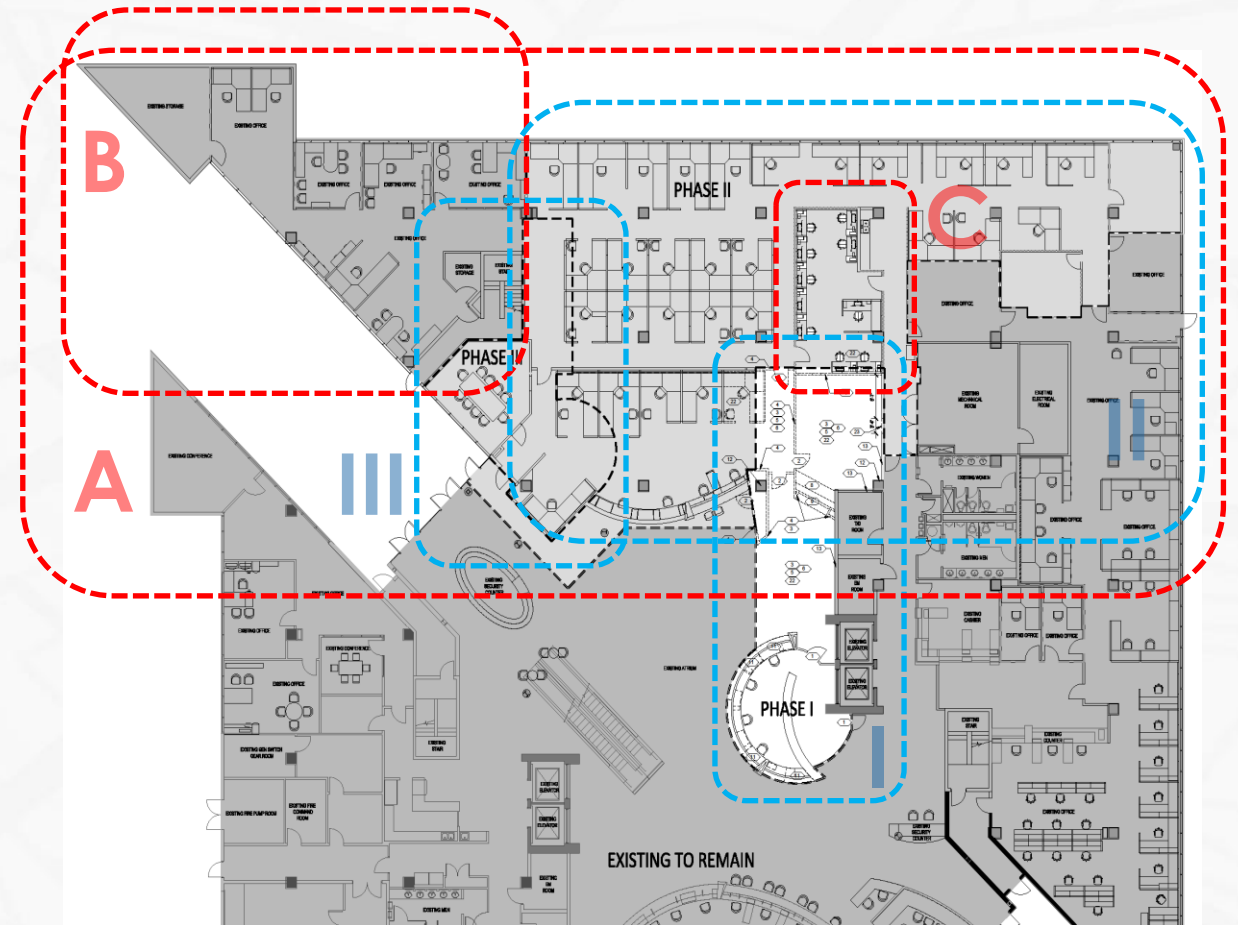
Preconstruction C:
Relocate Environmental
Inspectors to GCW_02

CMD

Phase I:
New Transaction Counters

Phase II:
Surtax Board Room &
Workstations

Phase III:
VR Pod & Break Out Rooms


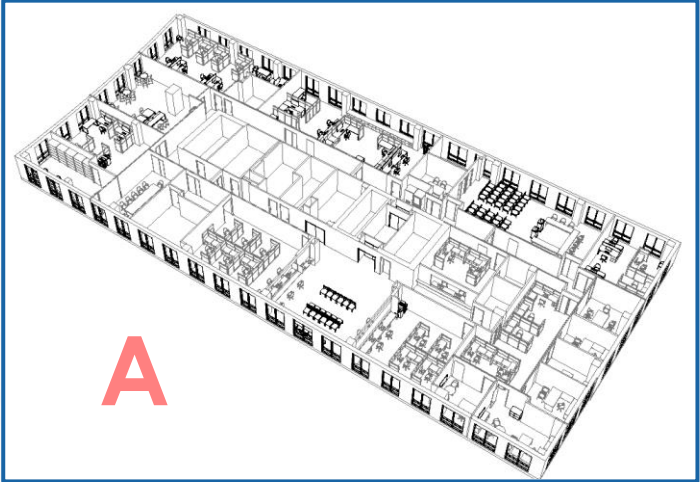


GCW1E

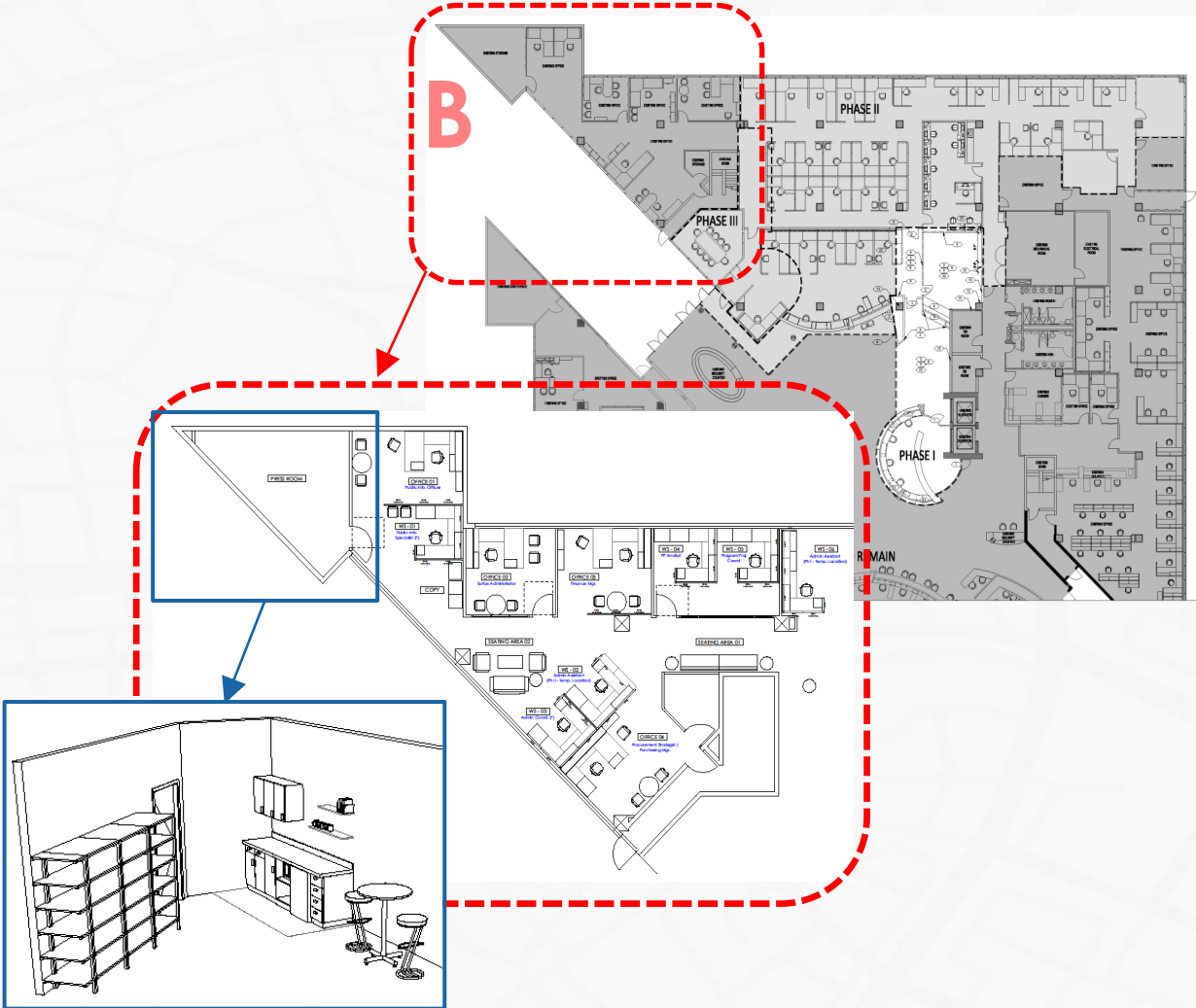
SPACE MANAGEMENT & PLANNING
FACILITIES MANAGEMENT DIVISION

New Offices for Building Code Services

In Spring 2021, the County's building permitting services and their 75 staff were relocated from GCWest to 15,000 sf of leased office space at Riverbend Corporate Campus.



Offices for Mobility Advancement Program Admin



Upon the BCS's relocation, reconfiguration of the west suite of the Surtax Plaza began. This area was reconfigured for Mobility Advancement Program's (MAP) Administrative Team.


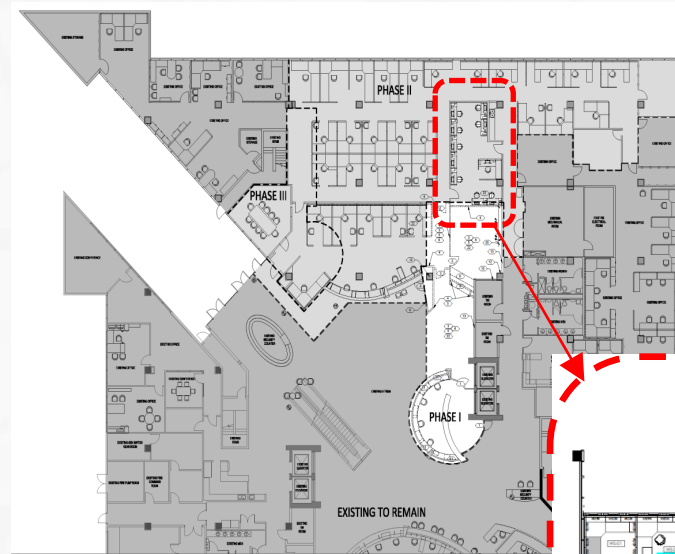
The MAP Admin team moved into their new offices in Summer 2021.

The Multi-Purpose room is in progress and is anticipated to be completed in Winter 2023.

New Workstations for ECP Inspectors

The Inspectors for Environmental and Consumer Protection (ECP) were relocated ahead of Phase I construction.

The ECP team was incorporated into Suite 2003 in Summer 2021.



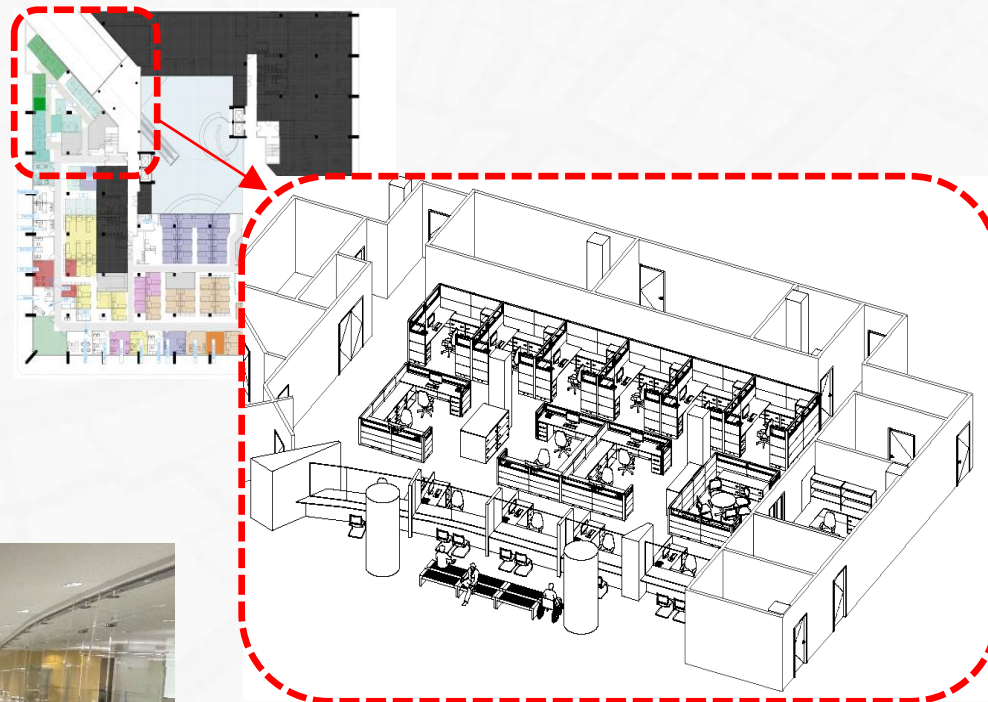
GCW2E

SPACE MANAGEMENT & PLANNING
FACILITIES MANAGEMENT DIVISION



Renovation and Remodeling for Paratransit Services

The staff from Transportation's Paratransit Services was relocated from Suite 3100 to their new offices on the second floor.



Scope of work included a new lower transaction counter for ADA customer service protected by ballistic glass, a new Director's office and the addition of a Mother's Room for the facility.

Phased construction was complete in Spring 2022.

GCW2100

SPACE MANAGEMENT & PLANNING
FACILITIES MANAGEMENT DIVISION

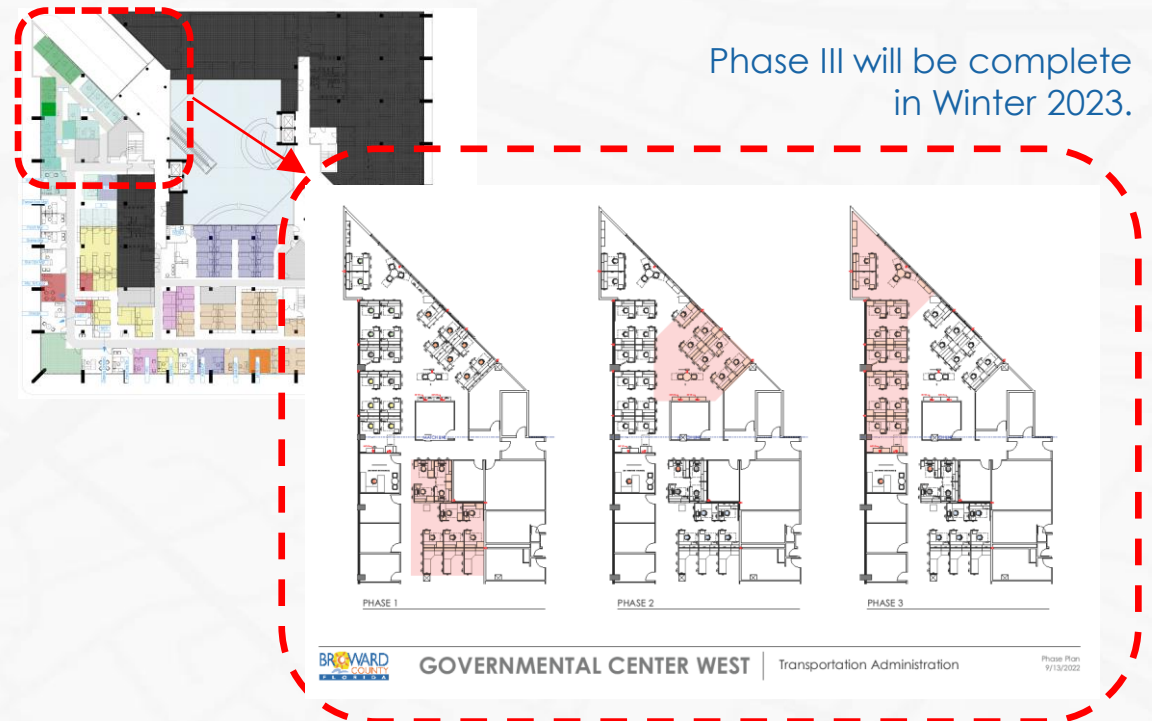


Renovation for Business Administration

With Paratransit successfully relocated to the second floor, space was available to consolidate Business Administration's five sections.

Reconfigurations for Phases I & II are complete.

Phase III will be complete in Winter 2023.

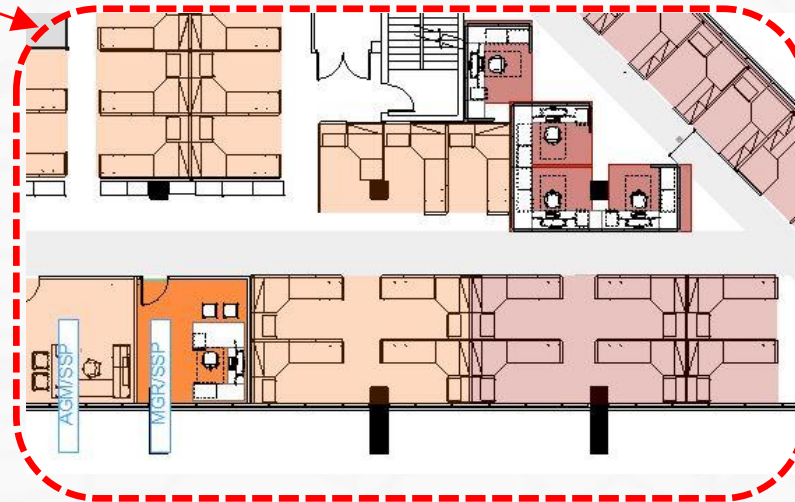
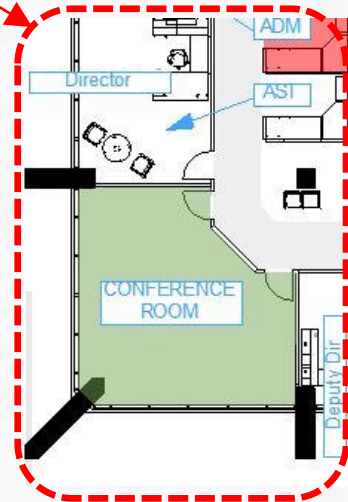


GCW3100

SPACE MANAGEMENT & PLANNING
FACILITIES MANAGEMENT DIVISION

Remodeling for Department Administration

While a larger scope of work was originally considered for The Capital Programs team, the balance of new Construction in Suite 3100 will be limited to creation of one additional private office and modifications to the existing conference room to create an enhanced media environment to better accommodate Surtax Team meetings.

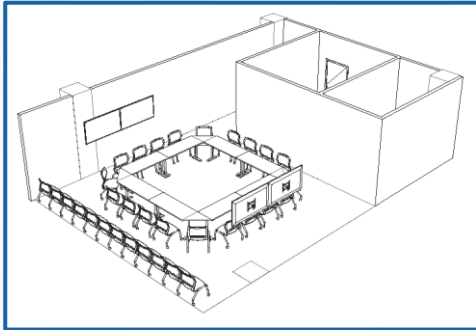


Included in the scope of work is the reconfiguration of four (4) workstations in the IT section.

It is anticipated that permitting will be underway in Summer 2023.

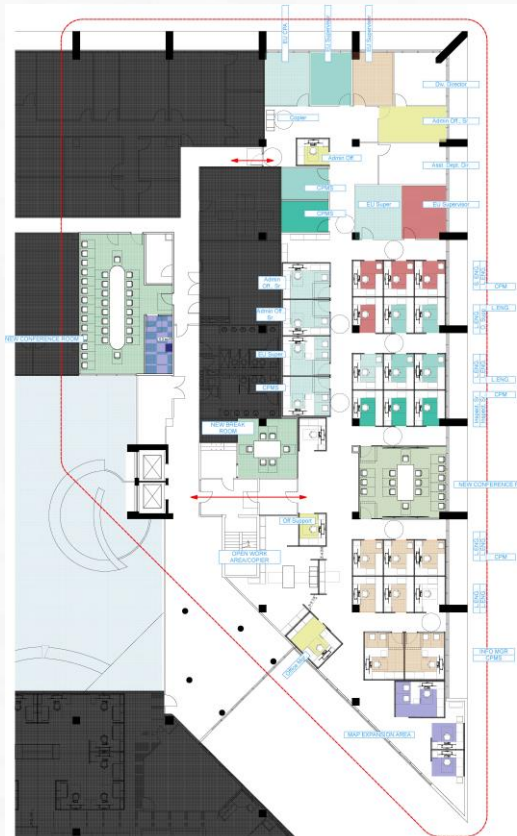


Conference Room furniture was installed in summer 2022, as Phase I, so that the team could begin to use the new space.



Through the use of the new meeting space, the larger floor plan was reconsidered from the originally proposed scenario.

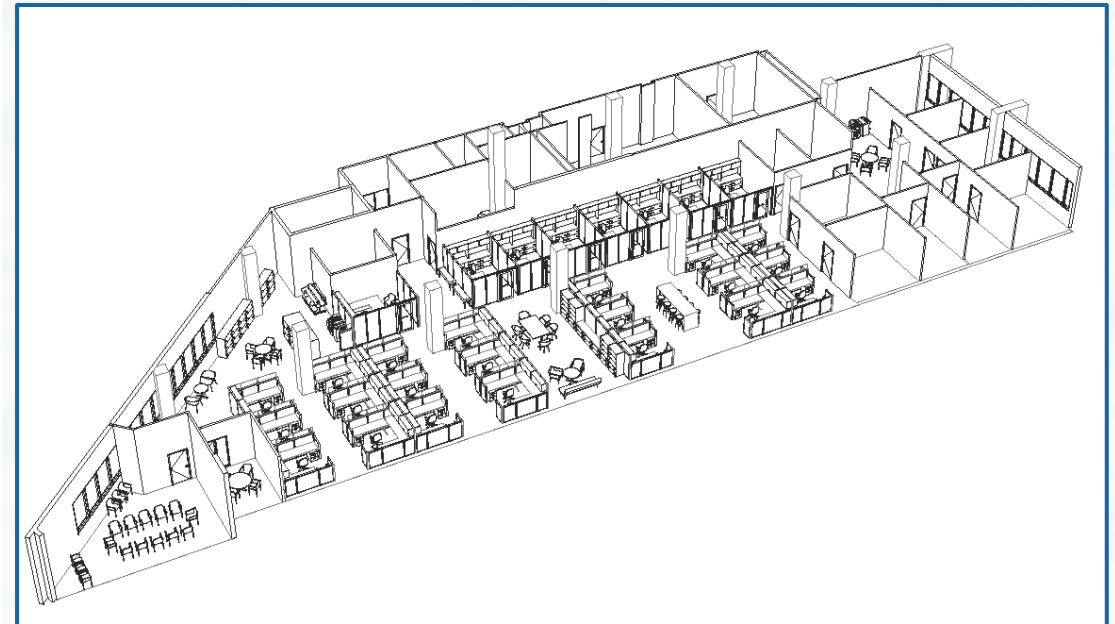
As a result, the existing conference room in the main suite will remain in place.



Remodeling for HCED Surtax Team

The remodeling for the HCED makes use of the existing Administrative offices and restacks the floor to create a spine of semiprivate Supervisor offices that are positioned in proximity to their working team.

It is anticipated that this work will be submitted for permitting in Spring 2023.



GCW3E

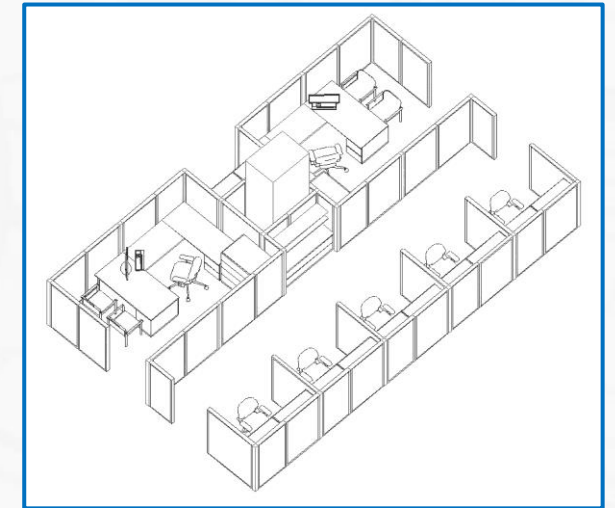
SPACE MANAGEMENT & PLANNING
FACILITIES MANAGEMENT DIVISION

Renovations for the Traffic Studies Team

With informal restacking completed on the second floor, a pod for the Traffic Studies Team was created.

Two (2) new semi-private Offices for the Traffic Studies Section team were created adjacent five (5) new field staff workstations.

This work was completed in Fall 2021.



TED2E

SPACE MANAGEMENT & PLANNING
FACILITIES MANAGEMENT DIVISION

Q&A

Thank you for the opportunity to present to you today!

Oversight Board Discussion

- **2023 Program Goals & Objectives**
 - Items to Accomplish
 - What Does Success Look Like?
- **Presentations, Reports, or Information Requested**
- **Set 2023 Calendar for Oversight Board Meeting Dates**

Discussion? Q&A?

MAP Administration Updates

Ms. Gretchen Cassini, MAP Administrator

Surtax Municipal Projects Portal

Collaboration, Information Sharing, Real-time Accessibility

Surtax Municipal Projects Portal

Collaboration, Information Sharing, Real-time Accessibility

Background: Original Surtax Projects Application Portal

First Amendment to ILA establishes the county's responsibility to administer the application process for Rehabilitation and Maintenance (R&M) projects

The County created an online Portal to manage the application process, revision, and scoring of municipal submissions

The portal allowed for submission of applications and supporting documents, interagency collaboration, automated notifications, scoring, and quality assurance of the R&M application process

A total of 62 R&M projects were submitted through the portal and reviewed—46 of them have been awarded

The ability to submit future R&M projects through the portal remains

Surtax Municipal Projects Portal

Collaboration, Information Sharing, Real-time Accessibility

Portal Expansion Project

- Shortly after the release of the original portal, MAP Admin started identifying needs for the portal expansion that include:
- Allow management of Municipal Capital Projects (MCPs) in addition to R&M projects under agreement
- Set up existing municipal projects already under agreement
- Submission of project reports and documents with version control (audit trail) and validation workflow
- Ability to create report schedules and reminders for monthly, quarterly and annual reports
- Automated email notifications based on user (internal and external)
- Project reports and document management and repository
- All phases of a project's lifecycle are managed individually and are linked to a unique master project ID

Note: *Currently Municipalities use a SharePoint site for project reports and document uploads*

Surtax Municipal Projects Portal

Collaboration, Information Sharing, Real-time Accessibility

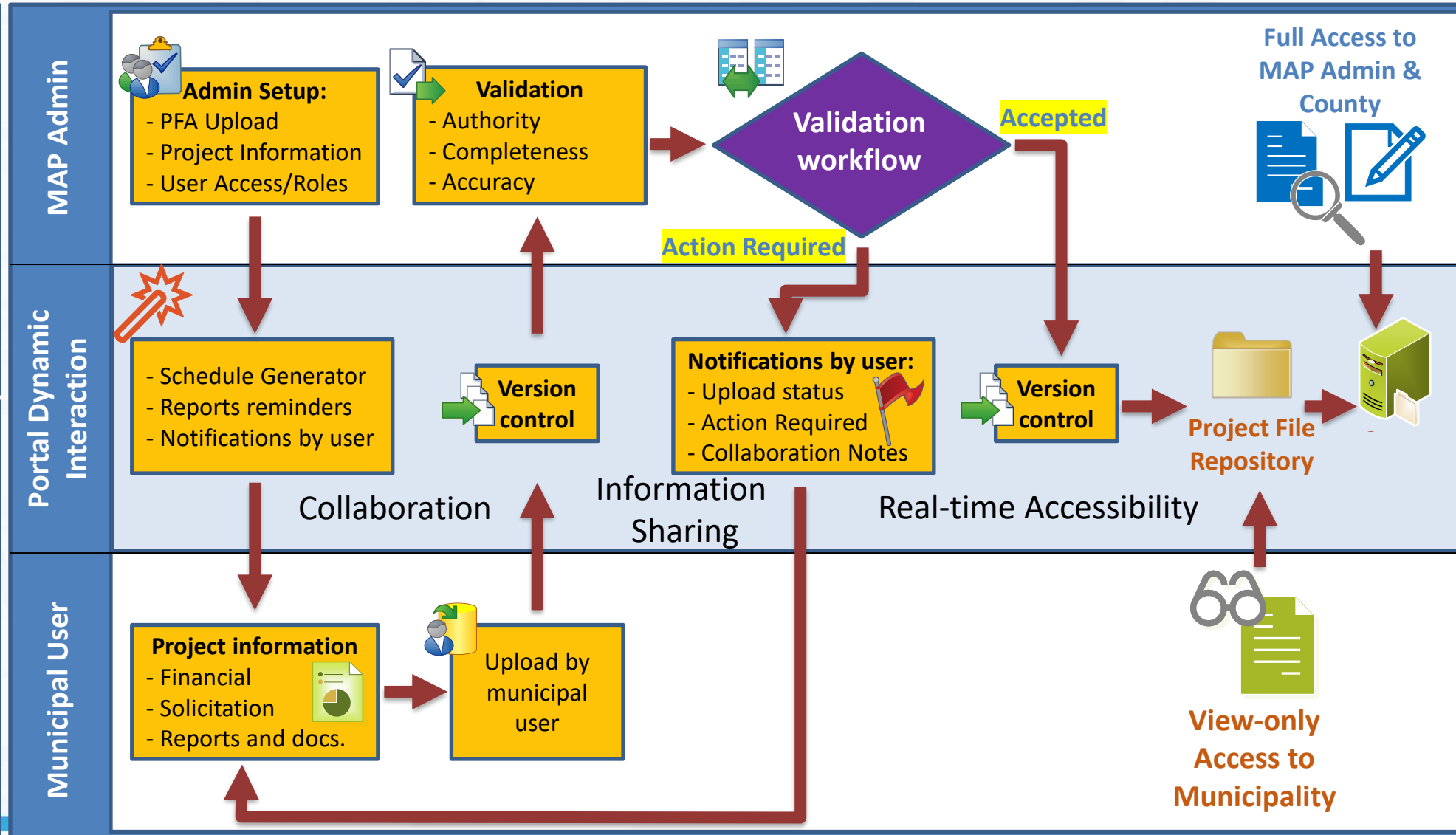
Built-in Capabilities

- Scheduler and reminder by Report Type (Quarterly, Monthly, etc.)
- Document status workflow (New, Under Review, Action Required, Rejected, Accepted)
- Automatic user notifications (internal/external)
- Project reports and document management and repository

Upcoming features:

- ### Surtax Legal Counsel
- Municipal checklist workflow
 - PFA versioning
 - Other requirements

- ### MAP Admin
- Aging Reports (reporting compliance through time)
 - Custom Data Analyses (query using software [PowerBi, etc.]
 - Other requirements



Surtax Municipal Projects Portal

Collaboration, Information Sharing, Real-time Accessibility

MAP Admin Project Setup (for projects with existing PFA)



- Dashboard
- All Projects
- Fast Track

Municipal Surtax Project Portal

Project Fast Track Initial Information

Project Name
Roadway Improvement from County Road to City Road

Approved Project ID (CODE) MUNI-001	Internal Project Code (Validated) MUNI-001-P	Project Phase Planning
--	---	---------------------------

Project Amount (US Dollars)
\$ 1,200,000

Project Type: Capital Projects | Fiscal Year of Award: FY2020

Municipality/City: Pembroke Pines

Project Main Contact: doug humbert - (954) 222-3312 | Project Manager: doug humbert - (954) 222-3312

Award Information

Dates and File Upload

Interlocal Agreement document is required to proceed with Submission!

File you are about to Upload:
Only .PDF files are allowed!
Max File Size: 15MB

Choose File Skype-for-B...iness-QRC.pdf

PFA Upload

Agreement Start Date 03/09/2022	Agreement End Date 09/21/2023
Project Advance Date 05/04/2022	Project Notice to Proceed Date 05/16/2022
Project Start Date 06/01/2022	Completion Date
Issue Date (System Generated) 11/07/2022	

PFA and Project Dates

Project Creation Collaboration Note (this note will be shared with the Team)

Set up of project under agreement

MAP Admin Notes

Project Code/Internal Code Validation Form

Project Code Validator
Process will validate project code/internal code to prevent duplicate entries.

Approved Project ID (CODE): MUNI-001 | Project Phase: Planning

Internal Code (Will be used for validation): MUNI-001-P

Validate

Surtax Municipal Projects Portal

Collaboration, Information Sharing, Real-time Accessibility



MAP Admin Schedule and Reminder Configuration

Scheduler Configuration

Use Automated Schedule?

Occurrence

Number of Days before Due Date: Number of Days to trigger notifications:

Quarterly Financial Report ACTIVE

[manage](#) Project Reports

UPLOAD SECTION	NOTIFY ON UPLOADS
Municipality:	<input type="radio"/> NO MAP Users
Legal:	<input type="radio"/> NO MAP Finance
MAP:	<input checked="" type="radio"/> YES
PMO:	<input type="radio"/> NO

SCHEDULE
 Occurrence: Happens once every Quarter
 Due Days: 45
 Threshold for Notifications: 15



For each report, it defines:

- Frequency
- Deadline
- Email notifications (Number of days to notify prior to deadline)

- Dashboard
- Web Portal Support
 - Organizations
 - Attachment Types
 - Attachment Statuses
 - Project Types
 - Notification Groups
 - Notifications
 - Notification Group Members
 - File Type Categories
 - File Hold Reasons
 - File Types
- External Users
- User Manager
- Support

Surtax Municipal Projects Portal

Collaboration, Information Sharing, Real-time Accessibility



Municipal view

[Reports in Progress](#)
[Scheduled Reports](#) Uploads Available
[Project Documents in Progress](#)
[Accepted Files](#)
[Collaboration Notes](#)

Required reports that are upcoming; scheduled reports include unsubmitted, past due, currently due and future reports.

Legend

Q1: OCTOBER - DECEMBER
Q2: JANUARY - MARCH
Q3: APRIL - JUNE
Q4: JULY - SEPTEMBER

[Monthly Utilization Report](#) [upload](#)
Reporting Period: Month of September of 2022
Due Date: 10/30/2022

[Monthly Schedule Update](#) [upload](#)
Reporting Period: Month of September of 2022
Due Date: 10/30/2022

[Quarterly Financial Report](#) [upload](#)
Reporting Period: Q4: July 1st - September 30th
Due Date: 11/14/2022

Reports tab is highlighted when reports are due

A list of all reports generated, due and not yet due, can be downloaded at any time

Project Manager Dashboard

Municipal Surtax Project Portal

[Back to Projects](#)
[Upload Project File\(s\)](#)

Files Upload Helper

Select File Type...

- Select File Type...
- Annual Report
- Change Log
- Change request
- Correspondence
- Deliverable
- Executed Project Funding Agreement (aka ILA, contract, agreement) and Amendments
- Expense Summary

File upload helper facilitates uploads by report and document type

All Reports Due

REPORT	DUE DATE
Monthly Utilization Report <small>Reporting Period: Month of November of 2022</small>	12/30/2022
Monthly Schedule Update <small>Reporting Period: Month of November of 2022</small>	12/30/2022
Monthly Utilization Report <small>Reporting Period: Month of December of 2022</small>	1/30/2023
Monthly Schedule Update <small>Reporting Period: Month of December of 2022</small>	1/30/2023
Quarterly Financial Report <small>Reporting Period: Q1: October 1st - December 31st</small>	2/14/2023

Surtax Municipal Projects Portal

Collaboration, Information Sharing, Real-time Accessibility



Municipal view

[Reports in Progress](#)
📅 Scheduled Reports
📄 Uploads Available
🔍 Project Documents in Progress
📁 Accepted Files
🗒️ Collaboration Notes

🔊 Current reports; those being worked on, reviewed, revised. Reports in progress have not been submitted and accepted as final.

📅 Reporting Period: Month of September of 2022 | Due Date: 10/30/2022
add file(s)

📄 Monthly Utilization Report

FILE	STATUS	UPLOAD DATE
Skype-for-Business-QRC (.pdf) 📄 On Scanning Process	Uploaded	11/7/2022

Municipal view shows:

- Reports In progress
- Documents in Progress
- Accepted Files
- Collaboration notes

Uploading multiple files can be performed in sessions

- 🏠 Dashboard
- 🗂️ All Projects

Surtax Municipal Projects Portal

Collaboration, Information Sharing, Real-time Accessibility

MAP Admin Interface



Dashboard
All Projects

Report File Under Review Status Update

File Status | Current Status: Under Review

--SELECT--

- SELECT--
- Action Required
- File Rejected
- File Accepted

File - Reporting Period: Month of September of 2022
Monthly Utilization Report

...	TYPE	DUE DATE
File Actions	Skype-for-Business-QRC (.pdf)	10/30/2022
	<ul style="list-style-type: none"> Monthly Utilization Report Ver: 1 (latest) - Upload on: 11/7/2022 by Diaz, James Under Review 	

Upload Status (MAP Admin)

- Action Required (add'l info, certification, etc.)
- File Rejected (duplicate, wrong file)
- File Accepted

Scheduled Reports Accepted Files Collaboration Notes

Show 25 entries Search... Excel Print

Showing 1 to 2 of 2 entries

...	NOTE CONTENT	...
1091	<ul style="list-style-type: none"> On Demand Schedule Generator processed by Diaz, Cesar on 11/7/2022 4:22:26 PM with current date range: Start Date = 11/7/2022 End Date = 9/21/2023 Created on: 11/7/2022 4:22:26 PM by Diaz, Cesar 	
1090	<ul style="list-style-type: none"> Set up of project under agreement Created on: 11/7/2022 4:20:28 PM by Diaz, Cesar 	

Note Content

0/2048 | 0 words

Share with MAP Administration?

Share with Municipal Team?

Submit

Collaboration Notes

- Effective communication
- Real-time feedback
- Automated notifications via email
- Facilitates review and tracking of activities by user



MAP Broward
Mobility Advancement Program
Brought to you by the
Penny For Transportation

MAP Team

Project: MUNI-001-P, was submitted into the Surtax Project Manager Portal using the Fast Track tool in Surtax Project Management Portal.

Project can be accessed at Details Page:

[Roadway Improvement From County Road to City Road](#)

Executed Project Funding Agreement

Start Date: 3/9/2022
End Date: 9/21/2023

Project Fast Track Submission Date: 11/7/2022

Automated Systems Notifications Surtax Portal

Surtax Municipal Projects Portal

Collaboration, Information Sharing, Real-time Accessibility

Final Comments

- The Surtax Municipal Projects Portal is a custom-made tool that has been refined as the program progresses, allowing the continuous addition of details and features as surtax processes evolve and user feedback is obtained
- The portal allows full control of the contract management process with flexibility, responsiveness, and efficiency
- As we keep enhancing functionality, we will keep bringing updates and demos

Q&A

SITE TOUR

Alan B. Levan / NSU Broward Center of Innovation

Ms. Terry Grandal Cusse, Assistant Executive Director