

Independent Transportation Surtax Oversight Board Meeting

January 27, 2023

9:30 AM

Agenda Overview – January 27, 2023

Welcome & Call to Order – Vice-Chair, Douglas Coolman

- Introduction of newly appointed Oversight Board Members
 - **Erdal Donmez**, Former City/County Manager Category
 - **Alejandro Munoz**, Resident Consumer of Public Transportation Category
- Roll Call – Administrative Coordinator, Roy Burnett

Presentations

- I. **Washington, DC Updates for Lame Duck Session; Grant/funding Strategy Overview**
(Mr. Greg Burns, Thorn-Run Partners)
- II. **Community Focus Groups Insights & Summation Public Perception Survey**
(Ms. Gail Birks, President/CEO, CMA Enterprise Incorporated)
- III. **Broward County Transit Advertising Program Overview**
(Mr. Tim Garling, Deputy General Manager, Broward County Transit)
- IV. **Cycle 4 Municipal Capital Projects Evaluation & Ranking Process Update**
(Mr. Bryan Caletka, MPO Surtax Services and Mr. Todd Brauer, Whitehouse Group)
- V. **CBE Goal Attainment Update**
(Mr. Sandy-Michael McDonald, Director, Office of Economic & Small Business Development)

Agenda Overview – January 27, 2023 (Continued)

LUNCH BREAK

Action Items Anyone wishing to speak on an Action Item must pre-register **PRIOR** to the Chair moving into discussion of that Item. A member of the public wishing to address the Oversight Board on an Action Item will have two minutes.

1. **Motion to Approve** minutes of the October 13, 2022 Oversight Board Special Meeting

Discussion Items

1. **Set 2023 Calendar**
2. **Staggering Oversight Board Terms**
3. **Oversight Board Category, Director of the Broward College Office of Supplier Relations & Diversity**

Non-Agenda & Adjourn

(Mandatory Annual Ethics Training will occur at the conclusion of the Meeting)

Presentations

Washington, DC Updates for Lame Duck Session; Grant/Funding Strategy Overview

Mr. Greg Burns, Thorn-Run Partners

The background of the slide is a photograph of the Florida State Capitol building in Tallahassee, Florida. The building is a large, white, neoclassical structure with a prominent central dome. It is surrounded by green lawns and trees. The entire image is overlaid with a semi-transparent reddish-brown filter. The text is centered over the image.

Federal Legislative Update MAP Broward

2022 Year in Review & 2023 Look Ahead

Greg Burns
Thorn Run Partners



THE 117TH CONGRESS IN REVIEW: BIPARTISAN ACCOMPLISHMENTS



Aside from the Democratic-only Inflation Reduction Act, Congress clinched several bipartisan legislative “wins” over the past two years.

**BIPARTISAN
INFRASTRUCTURE
LAW**

DEPARTMENT OF TRANSPORTATION
UNITED STATES OF AMERICA

The graphic includes three images: a construction site with a crane, a close-up of a blue and white electric vehicle charging station, and a white bus on a road.

WRDA
Water Resources Development Act of 2022

The graphic features a blue splash of water in front of the United States Capitol building.

**The CHIPS and
Science Act**

The graphic has a dark blue background with a grid pattern.

**NATIONAL DEFENSE
AUTHORIZATION ACT**
Fiscal Year 2023

The graphic features a blue-tinted image of a military officer in uniform.

**BREAKING NEWS
CONGRESS PASSES BIPARTISAN GUN SAFETY BILL**

The graphic shows a news broadcast scene with a large group of people in a legislative chamber.

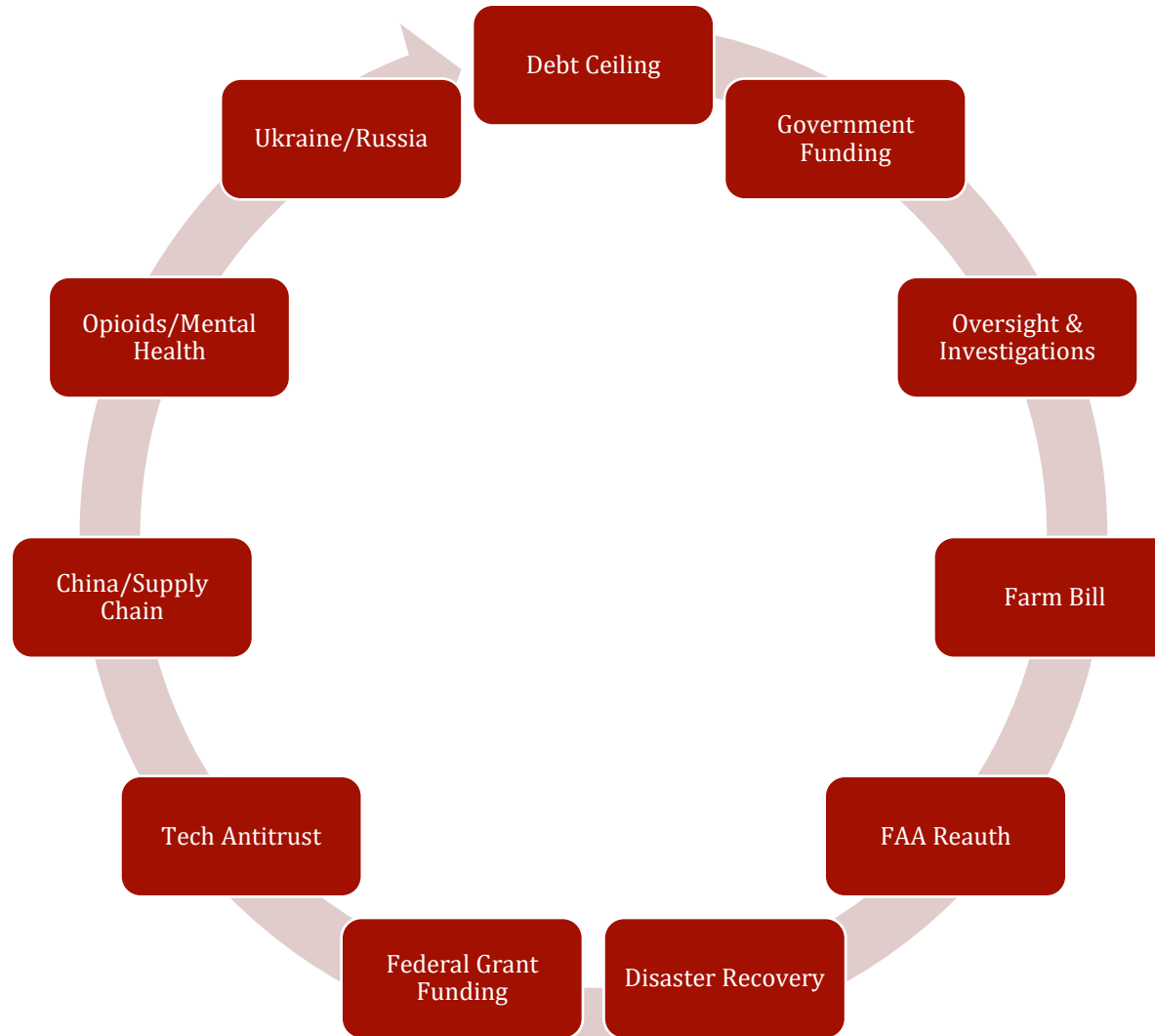
OSRA

The graphic features a stylized blue and white ship or vessel.

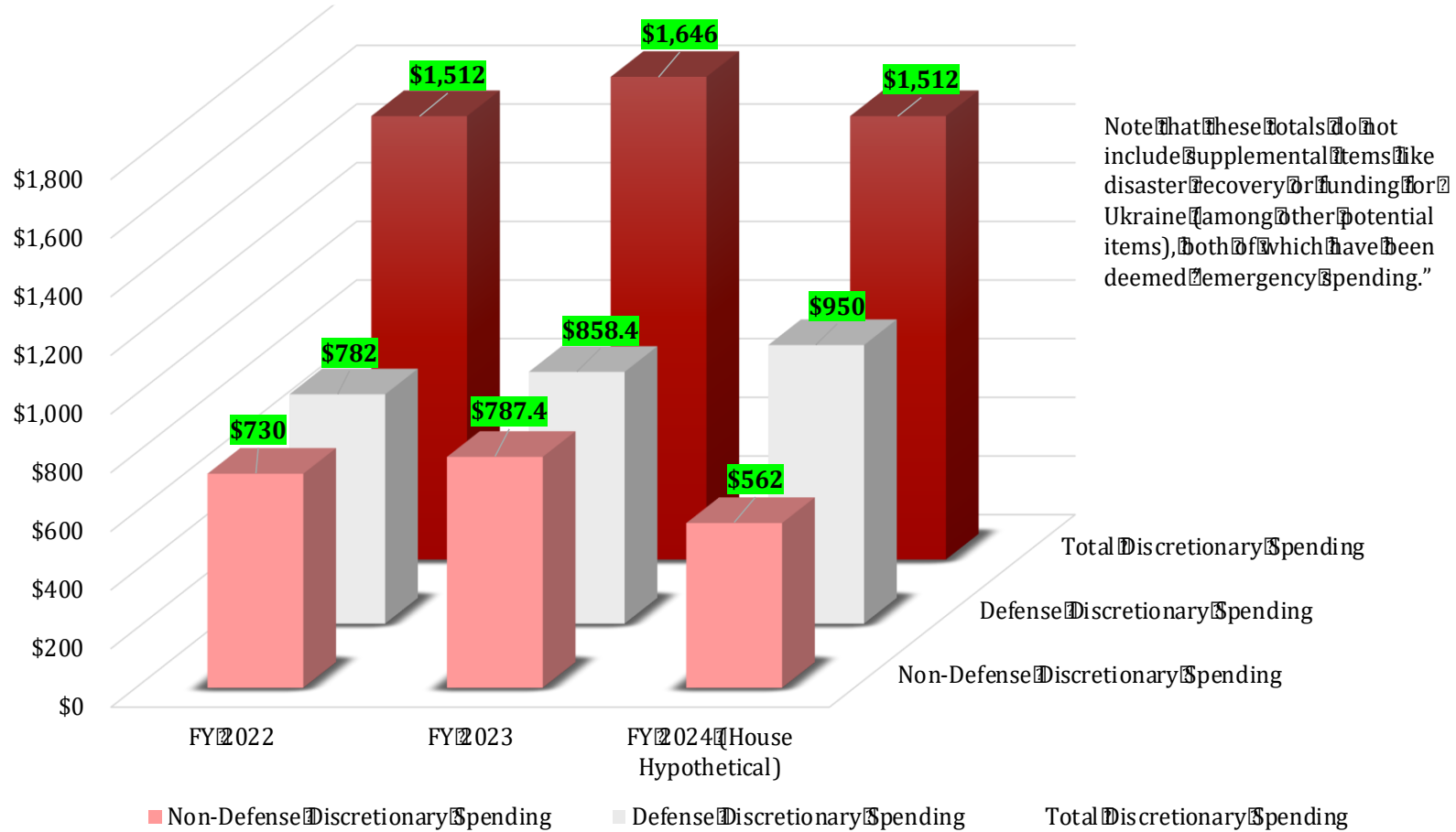
WHAT TO WATCH IN 2023



Despite the return to divided government, these policy issues will drive congressional activity for the 118th Congress.



HYPOTHETICAL NON-DEFENSE SPENDING FOR FY 2024



MEANWHILE... ACROSS THE CAPITOL



“As the incoming Chair and Vice Chair of the Senate Appropriations Committee, we take our responsibility to govern seriously and look forward to working in a bipartisan way here in the Senate to find common ground and move our country forward.”



ONGOING BIL IMPLEMENTATION – RECENT DOT UPDATES



New Application Opportunities

- 2nd round of RAISE applications due 2/28/23
- 2nd round of PIDP NOFO expected this month – relevant to Port Everglades
- PROTECT NOFO expected in early 2023

Award Decisions Coming Soon

- Safe Streets for All 1st round awards expected any day
- Bridge Investment awards expected in mid-Q1 (February/March)
 - Broward applied for both programs utilizing surtax revenue
- SMART, Railroad Crossing Elimination, and Reconnecting Communities 1st round awards all expected in Q1 2023

Other News

- Buy America rule update coming in early 2023



ONGOING BIL IMPLEMENTATION -- UPCOMING NOFO'S



Opening Date	NOFO
Winter 2023	Charging and Fueling Infrastructure
April 2023	Safe Streets and Roads for All Grant Program
May 2023	Transit-Oriented Development Pilot Program
Spring 2023	Multimodal Project Discretionary Grant Opportunity (Mega, INFRA, and Rural)
Spring 2023	Thriving Communities
Late Spring 2023	Reconnecting Communities Program and Neighborhood and Equity Grant Program
Summer 2023	Bridge Investment Program
Summer 2023	Railroad Crossing Elimination Program
Fall 2023	Strengthening Mobility and Revolutionizing Transportation (SMART) Grants Program

ONGOING BIL IMPLEMENTATION – TRANSIT GRANTS



Discretionary Opportunities

- 2nd round of Low or No Emission Vehicle Program
- 2nd round of Buses and Bus Facilities
 - Both should be available in spring 2023

Broward Commuter Rail South Enters Capital Investment Grant Program


- Entered Small Starts Project Development in late 2022
- Total cost expected to be \$297 million; CIG funding level unknown
- Hoping to complete environmental review in mid-2023 and receive Federal funding in 2025

Questions?

Thank you!

Community Focus Groups Insights & Summation Public Perception Survey

Ms. Gail Birks, President/CEO - CMA Enterprise Incorporated



Community Focus Groups Insights and Summation
Public Perception Survey
Broward County, Florida
Transportation and Mobility

Prepared by

CMA Enterprise Incorporated

Davie, Florida

Acknowledgements

- Broward County Residents, Business Owners, and Interested Parties who offered their time for this initiative
- Broward County Board of County Commissioners
- Independent Transportation Surtax Oversight Board and their Support Staff
- CMA Enterprise Incorporated project team

Who is CMA ?



CMA Enterprise Incorporated is a Woman-owned, Boutique Consulting firm established in 1990 and headquartered in Davie, Florida. We specialize in...

- Performance and process Improvement Consulting
- Workforce Training (in - person and online)
- Advisory and Coaching Services
- Product Licensing

CMA is able to service business and industry locally, regionally, nationally and globally.



Gail P. Birks, EMBA, LMBB
President/CEO



Laying the Groundwork

Beginning in 2021, based on the Oversight Board's request, MAP Admin staff developed a Public Perception Survey

- Survey questions were based on input from Oversight Board, Appointing Authority, stakeholder agencies, County leadership, and recognized subject matter experts
- Survey was disseminated by MAP Broward stakeholders, via social media, through email distribution lists, and was hosted on e-kiosks at community events across Broward for approximately 6 months

Staff were introduced to grassroots community groups to discuss ways to inspire resident engagement

- Conducted a series of virtual meetings
- Met with East Oakland Collective to receive input on structure of future Focus Groups based on results of the survey

Laying the Groundwork (cont.)

Staff reviewed and summarized the findings of the survey responses in July 2022

- Top 3 “priorities” identified by 625 respondents were:
 1. Reducing congestion
 2. Improving safety for all modes of mobility
 3. Improving convenience of public transportation
- Other high-value “themes” identified were:
 - Repairing and maintaining existing roads and bridges
 - Having more bike and ped infrastructure
 - Reducing mobility costs
 - Enhancing resiliency of transportation facilities

MAP Broward worked through the County’s Learning & Organizational Development contract with FAU’s Institute of Government to access experienced, community-based Focus Group facilitators.



MAP Admin researched the best practices nationally and within the County agencies that conduct focus groups to identify the best method of assuring attendance and quality participants. Compensation in the form of a \$75 gift card was identified and was part of the scope with this engagement.

Engagement
Approach and
Methodology

Focus Group Composition:

- Each focus group invited 12-15 participants from the pool of respondents
- Four(4) two-hour focus groups were conducted averaging 7-12 people in attendance.
- CMA Facilitators mirrored the population of the focus groups. The team's composition encompassed representatives from the following ethnic groups...
 - African American (English speaking Diaspora)
 - Hispanic American/Immigrant(Spanish and Portuguese)
 - Haitian American/Immigrant (Creole and French)

A key strategy for the above composition was to ensure that the attendees were comfortable in speaking with the CMA Facilitators and that there was an empathy in the cultural history, and current situations shared.



Regional Focus Groups

Scheduling for the sessions was based on feedback from the participants' preferences.

<u>CMA Lead Facilitator</u>	<u>Date</u>	<u>Location</u>	<u>Time</u>
Nephtalie Hyacinthe	November 14	Northwest Region Coconut creek recreation center	6-8pm
Dr. Edel Pontes	November 16	Southwest Region Tree Tops Park Pavilion	6-8 pm
Nephtalie Hyacinthe	November 19	Southeast Region TY park	10am-12pm
Ruth Lynch	December 5	Northeast Region Pompano Beach Library	6-8pm

Focus Group Discussions were shaped by the pre-set questions and based on the four (4) common themes. The source being, approximately 700+ responses generated by the agency's Public Perception Survey. All sessions were recorded, and a transcript generated for the agency's files. All participants signed releases for the session attended.

A sampling of the questions posed to all attendees during the sessions included...

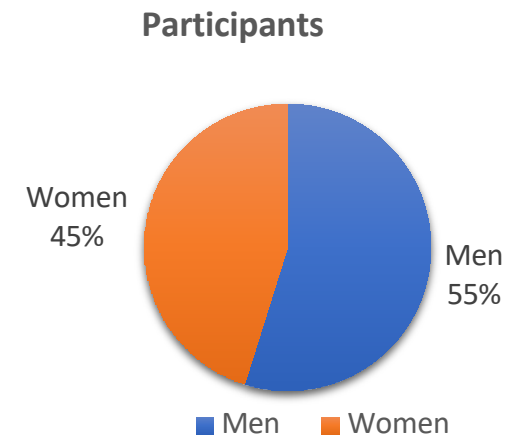
Satisfying Our Curiosity...

- “Why did you decide to participate in the Focus Groups regarding the Transportation Systems and accommodations in Broward County?”
- Do you experience the required safety needed while driving, walking, biking, or using public transit in Broward County?
- Do you desire more convenient hours, stops, and faster service on Broward public transit (buses, community shuttles, rail, etc.)”?
- Do you feel that the County can do a better job in reducing traffic congestion and/or improving light synchronization?
- Which concerns shared in the session are most important to you? (Ranking)
- Other insights... (relevant to the focus group participants but not covered in the other inquiries.)

Participant Composition...

Invited Focus Group applicants represented all demographics in Broward County. Invitations to participate was extended by the MAP Broward Administration staff. The latter selected participants from the 700+ pool of eligible applicants. Respondents provided information on the following areas of interest...

- Age
- Ethnicity (African American, Hispanic, Caucasian, Asian, Native American, etc.)
- Gender (including non-binary)
- Preferred language
- Preferred Location
- Income brackets
- Employment Status (including retired, student, etc.)
- Method of transportation



Transportation Types Used by Participants...

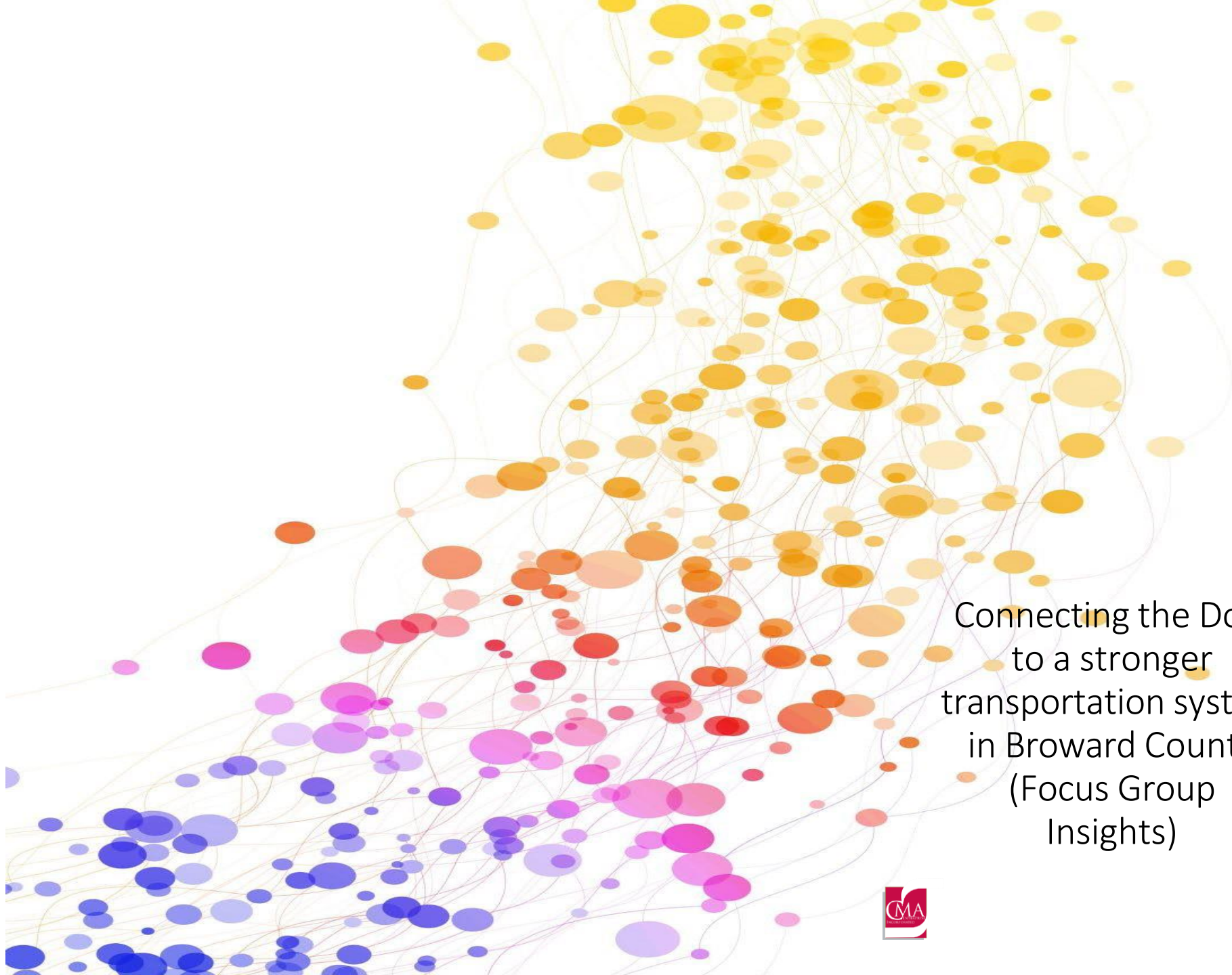
The types of transportation used by participants was as diverse as the group members themselves. Transportation used included...

- Private Car
- Shared Ride Services/Drivers such as (Tops, Lyft, Uber, etc.)
- County Bus Transportation
- Express Bus Systems
- Commuter or Intercity Passenger Rail
- Community Shuttles
- Bicycle/Motorized Bikes
- Pedestrians (walking)

Which of these are most important to you? (1-4; 4 being the highest).

Each focus group was asked to rate what is most important to them regarding transportation.

Ranking		<u>Coconut Creek NW</u>	<u>Ty Park SW</u>	<u>Pompano Bch. NE</u>	<u>Tree Top SE</u>
4	<i>Safety while in transit (all modes of transportation)</i>	X	X	X	X
3	<i>Convenience of Public and/or Shared Ride transportation</i>	X	X		X
2	<i>Improving Light Synchronization</i>			X	
1	<i>Reduce Traffic Congestion</i>				



Connecting the Dots
to a stronger
transportation system
in Broward County
(Focus Group
Insights)



To warm-up each group and gauge their reasons for wanting to participate, facilitators asked: ***Why Did You Decide to Participate in our Focus Groups?***

- *ADA Advocacy*
 - ADA Advocate noted that the County has “missed the mark.”
- *Shared Ride Services*
 - The TOPS application is invasive, and documents are not electronically uploaded but mailed.
- *Logistics Anxiety*
 - Snowbirds shared that the existence of high anxiety in their attempts to be mobile in Broward.
- *Safety Issues*
 - Several participants noted that they enjoy walking and biking but take their lives in their own hands because of the hazards that exist from drivers in the area.
- *Convenience*
 - There are few stops that require long walks and schedules/routes are unreliable.
 - Public Transportation is not convenient. West Broward.
- *Light Synchronization*
 - County can do a better job in reducing traffic by tackling the traffic lights issues.
- *Community Involvement*
 - Want to impact enforcement of driver behavior (specifically speeding).
- *Education*
 - Wanted to learn more about the community.

Safety while driving, walking, biking, or using public transit...



- No one in the group felt safe driving, walking, or biking.
 - Participants did agree that residents can change their mindset on the bike system when polled. However, the pedestrian infrastructure is terrible.
- Even motor scooters are experiencing hazards due to defensive driving of motor vehicles of all sizes.
- Shelters are not safe because homeless people reside at these locations. Bus Stands (Poles) don't provide shelter from the natural elements.
- Poles designed to separate bikers/pedestrians, etc. are not enough to be protected from drivers of any kind.
 - One of the biggest fears is texting while driving.
- Sidewalks are absent in high traffic areas putting pedestrians and bikers in hazardous conditions.
- Current safety measures do not work.
 - Residents can change their mindset on the bike system.
 - The pedestrian infrastructure is terrible.

More convenient hours, stops, and faster service on public transit (buses, community shuttles, rail, etc.)”...

- Convenience of bus/shuttle stops do not exist.
- Reduce the size of the buses for some routes for better economics.
- Reduce the wait times.
- Long waits in Weston. Public transportation is discouraged.
- Graveyard shift workers are forgotten.
- The community is unclear on what “Enhanced Transit Options” means and user-friendly plan.
- A more seamless transportation footprint is needed. Where there is direct connectivity of each transportation service.
- Distance to nearest bus stop (e.g., 22- minute walk)
- “Public Transportation takes too long. (18 minutes by car, versus 2 hours via public transportation)”
- “The TOPS application is invasive, and documents are to be sent via traditional mail versus electronically uploaded; make electronic and expedite the process.”
- “Community buses should be considered with routes that take residents to specific destinations as opposed to circular route”



Do you feel that the County can do a better job in reducing traffic congestion and/or improving light synchronization?

A sampling of insights are as follows:

- “Timing of the lights could be improved; I hate being stopped by a red light just after I got a green”
- “Half the problem with traffic congestion is distracted drivers, i.e., people who text while driving”
- “County could do a better job of reducing traffic by tackling the traffic light timing...the two issues are directly related”
- “The roads cannot accommodate the capacity of car drivers in Broward”
- “Light synchronization is a major cause of traffic congestion in some areas of Broward. Greater attention needs to be made in order to understand the root cause of it”

*Additional
Insights...*

- Right on Red is a problem for pedestrians because people do not come to a full stop
- Is consideration of bi-directional lanes based on demand?
 - Floating bus lanes area a possibility with mid road stations that are ADA accessible.
- We do not have “complete” or fully planned communities that include a public transit grid
- It is a relief that Broward County is willing to listen to neighbors who walk, or bike and don’t have the luxury of traditional transportation. The current paths are not considered safe.
- Accidents always seem to be Pedestrians and Bikers’ fault and not the driver. Better accountability is needed.
- There are critical factors for quality of life that have been omitted when a “safe transportation plan” is considered or implemented. With heavier traffic, pathways to ease the flow must be in the conversation.
- Community buses should be considered with routes that actually take residents to destinations as opposed to circular routes
- Better safety measures. The enforcement of violators is insufficient
- Schedules should be accurate to create trust and encourage people to use public transit
- “Responsiveness of public officials is slow to non-existent to complaints and requests by citizens”
- Participants wanted to understand the project schedule.

*Focus Group Participant
Action Recommendations*

Action


Considerations were provided in the group members. Highlights are provided here.

- **Group Recommendation:** There should be curbs or visible poles that separate bikers and scooters on the road. Dedicated lanes are a must.
- **Group Recommendation:** Bus riders should be able to use credit/debit cards on the buses as opposed to having to go to another location to pay and then get on the vehicles.
- **Group Recommendation:** Sawgrass needs better evening and weekend service. If a bus in the evening is missed, the rider can be stranded.
- **Group Recommendation:** Light synchronization is a major cause of congestion in some areas. Great attention is needed to understanding the root cause.
- **Group recommendation:** Model the Hollywood Broad Walk and Las Olas systems along county streets where applicable
- **Group recommendation:** Enforcement of fines for violators
- **Group recommendation:** Sidewalks exclusive to pedestrians, bikes and certain scooters are needed and can ensure a higher level of safety.
- **Group Recommendation:** A more seamless transportation footprint is needed. Where there is direct connectivity of each transportation service. Additionally better shuttle services to the outer fringes and back is ideal.

Questions?



Thank you for your
time



Broward County Transportation Department

Broward County Transit Advertising Program

Mr. Tim Garling, Deputy General Manager, Broward County Transit

Impacts of Advertising on Transit

Transit Agencies/ Broward County Transit	Advertisers
<ul style="list-style-type: none"> Advertising generates over half a billion dollars for Transit Agencies nationally (American Public Transportation Association - APTA) 	<ul style="list-style-type: none"> Transit ads reach up to 83 % of commuters on weekdays and 69% on weekends (APTA)
<ul style="list-style-type: none"> Generated close to \$9.5 million dollars for BCT over the past six years 	<ul style="list-style-type: none"> Promote local and small businesses in the community
<ul style="list-style-type: none"> Revenue goes directly to improving the quality of public transportation 	<ul style="list-style-type: none"> Efficient and effective way to make a significant, memorable impact.
<ul style="list-style-type: none"> No empirical evidence that transit advertising has an adverse impact on ridership 	<ul style="list-style-type: none"> Increase brand exposure, reach a wider audience, increase visibility frequency, and strategically meet consumers where they are located
<ul style="list-style-type: none"> Advertising is a form of revenue that will remain in demand in the future 	<ul style="list-style-type: none"> Increases the likelihood of out-of-home purchases, exposes new brands, and generates brand recall

BCT Advertising Program

- Procurement of new advertising vendor in progress.
- Contract term is for 3 years, with two one-year options.
- Vendor sells advertising on selected bus exteriors/interiors and terminals.
- New contract eliminates “full bus” wraps and advertising on the rear of the bus.
- Vendor provides minimum annual financial guarantee to BCT.
- Additional revenue to BCT based on agreed percentage of the value of Advertising sold above the minimum annual guarantee.

Annual BCT Advertising Revenue May 2016 - April 2022

Years	Annual Amount
May 2016 – April 2017	\$1,253,339
May 2017 - April 2018	\$1,501,390
May 2018 - April 2019	\$1,500,000
May 2019 - April 2020	\$1,922,865
May 2020 - April 2021	\$1,533,725
May 2021 - April 2022	\$1,736,153
Total	\$9,447,472

Advertising Approval Process

- Vendor representative submits proposed advertising to BCT for review, approval, or disapproval.
- BCT reviews proposed advertising in accordance with the County's "Advantage Marketing Plan" and provides feedback within 10 business days.
- BCT prohibits advertising space from being subdivided or resold by any parties other than the vendor without the express written consent of BCT.

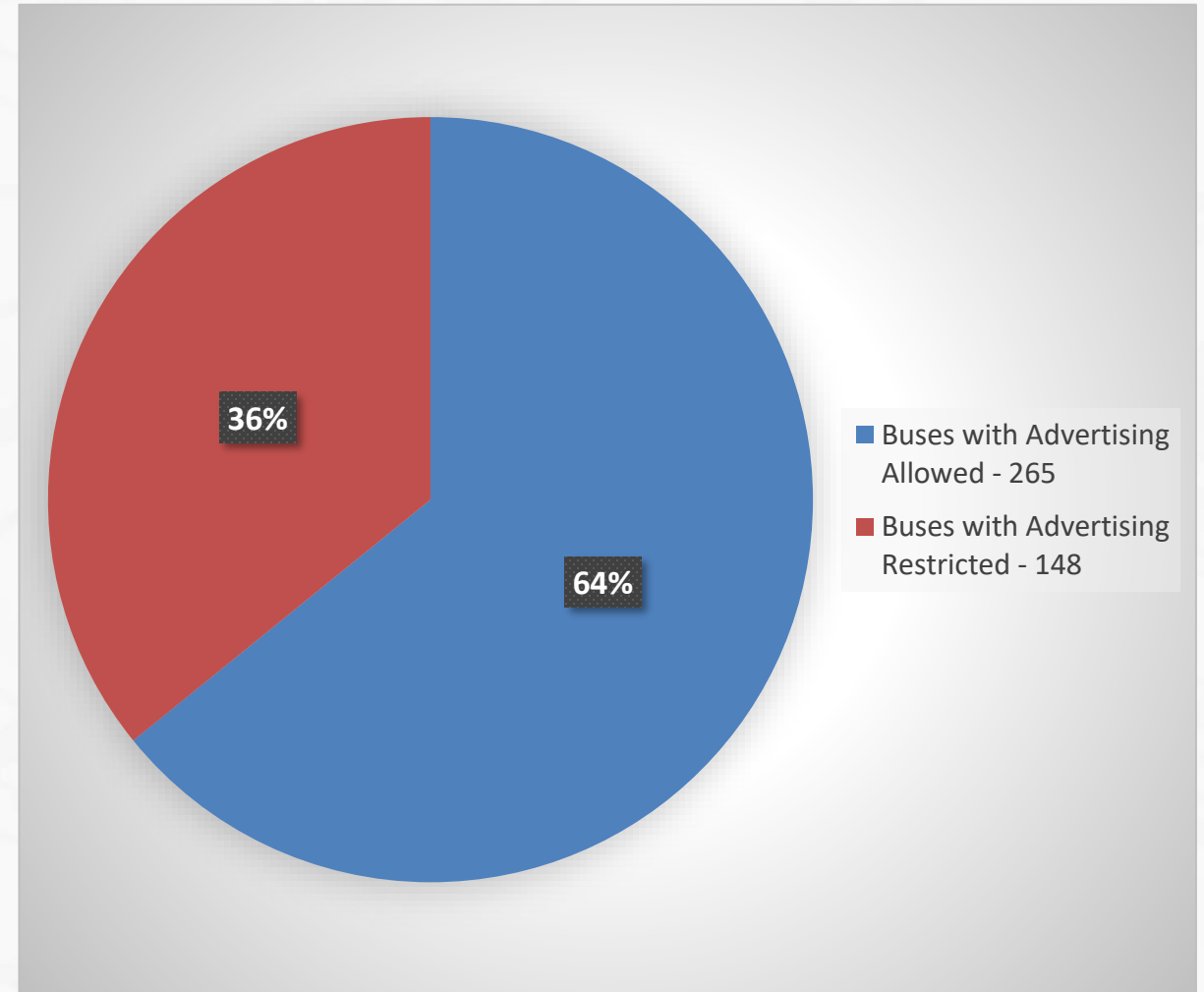
Prohibited Advertisement Content

- Defamatory, libelous, slanderous, obscene, religious, or political
- Tobacco, alcohol, human reproduction/sexuality products or services
- Profanity, demeaning or disparaging words
- Firearms
- Violence, unlawful goods or services, and unlawful conduct
- Posing a potential danger, such as the words “stop,” “danger,” or other words likely to interfere or mislead pedestrians or traffic
- Failing to meet County standards as specified by the County’s “Advantage Marketing Program”

BCT Bus Fleet Advertising Availability

Total BCT Bus Fleet – 413

- Current Advertising Restrictions:
 - Express Buses
 - New Electric Buses
 - Branded Routes
- Future Advertising Restrictions:
 - Bus Rapid Transit




Available Exterior/Interior Bus Advertising Options

Bus Size	Number of Buses	Exterior Advertising	Interior Advertising	Interior On-Board Digital Displays
35'	27	Traditional Kong, Traditional King, Traditional Queen	Placard	54
40'	172	Traditional Kong, Traditional King, Traditional Queen	Placard	42
42'	24	Traditional Kong, Traditional King, Traditional Queen	Placard	0
60'	42	Traditional Kong, Traditional King, Traditional Queen	Placard	0
Total	265			96

Exterior/Interior Bus Advertising Opportunities

KONG

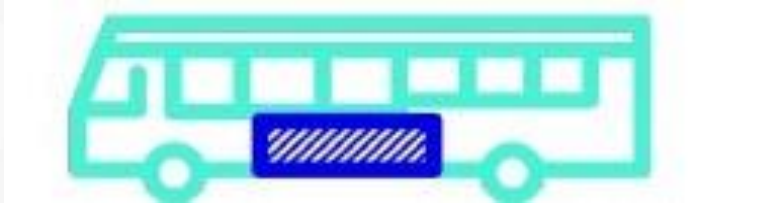
(one side, between the wheel wells, below the windows)




QUEEN Size Bus Poster (30”h x 108”w)



KING Size Bus Poster (30”h x 144”w)



PLACARD – Internal Advertising(11”h x 28”w)



- **Bus Digital Monitors, and Digital Monitors at BCT Transit Facilities** where available

Exterior/Interior Bus Advertising

KONG



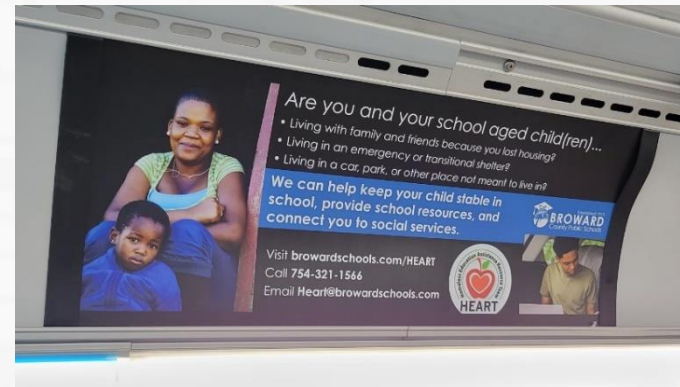
QUEEN



KING



PLACARD



DIGITAL MONITOR



BCT Transit Advertising Summary

- BCT's Transit Advertising Program provides a long-term revenue source that can be used to advance public transit service.
- The next advertising contract makes significant changes such as eliminating full bus wraps and provides a balance between the transit system's brand image and providing additional revenues.
- Advertising restricted on premium services to help brand those unique, specialized services.

Discussion? Q&A?

Cycle 4 Municipal Capital Projects Evaluation & Ranking Process Update

Mr. Bryan Caletka, MPO Surtax Services and Mr. Todd Brauer, Whitehouse Group




MUNICIPAL CAPITAL PROJECTS (MCPs) Preparing for the 2023 Application Cycle

Oversight Board
January 27, 2023

ROLE OF THE MPO





Transportation Surtax





10% Minimum Annual Guarantee (MAG)


DISTRICT 1 Vice Mayor Nan H. Rich	DISTRICT 4 Mayor Lamar P. Fisher	DISTRICT 7 Tim Ryan
DISTRICT 2 Mark D. Bogen	DISTRICT 5 Steve Geller	DISTRICT 8 Robert McKinzie
DISTRICT 3 Michael Udine	DISTRICT 6 Beam Furr	DISTRICT 9 Hazelle Rogers

10% MAG FUNDS FOUR MUNICIPAL PROGRAMS


-  **Community Shuttle Service**
-  **Municipal Rehabilitation and Maintenance (R&M) MCPs**
-  **Municipal Project Contingency**
-  **Municipal Capital Projects (MCPs)**

 **MAP Broward**
 Mobility Advancement Program
 Brought to you by the
 Penny For Transportation

 **MPO**
 Metropolitan Planning Organization




MCPs
MUNICIPAL CAPITAL PROJECTS
Powered by the Broward MPO



RANK

A list of the highest-ranked New MCPs within the available MAG is due to the MAP Administrator on June 1 annually.



RECOMMEND

Recommended funding allocations within the available MAG, as provided by Broward County, are due to the MAP Administrator on June 1 annually. The revenue projections are provided by the Florida Department of Revenue.

The County Administrator is required to approve the *New MPO Evaluation and Ranking Process (New MPO E&R Process)* annually.

ROLE OF THE MPO

NEW MPO E&R PROCESS

Section IV.B

- 1 Preliminary eligibility review of each New MCP under Section 212.055, Florida Statutes, and Section III of the Second Amendment.
- 2 Annual evaluation of each New MCP application for MAG funding.
- 3 Evaluation of New MCPs for funding in the then-current fiscal year and the applicable Five-Year Plan.
- 4 Evaluation of the cost estimates provided by the municipalities.
- 5 Individual meetings with the municipalities to evaluate New MCP applications, funding needs, and sources of funding.
- 6 Rank New MCP applications per criteria (primary and secondary) listed in *Section IV.B.2*.
- 7 Score New MCP applications using a system like the one used to evaluate Cycle 1 MCPs (*Exhibit B* in the Second Amendment).

ALL THINGS NEW MCPs for 2023 TRAINING

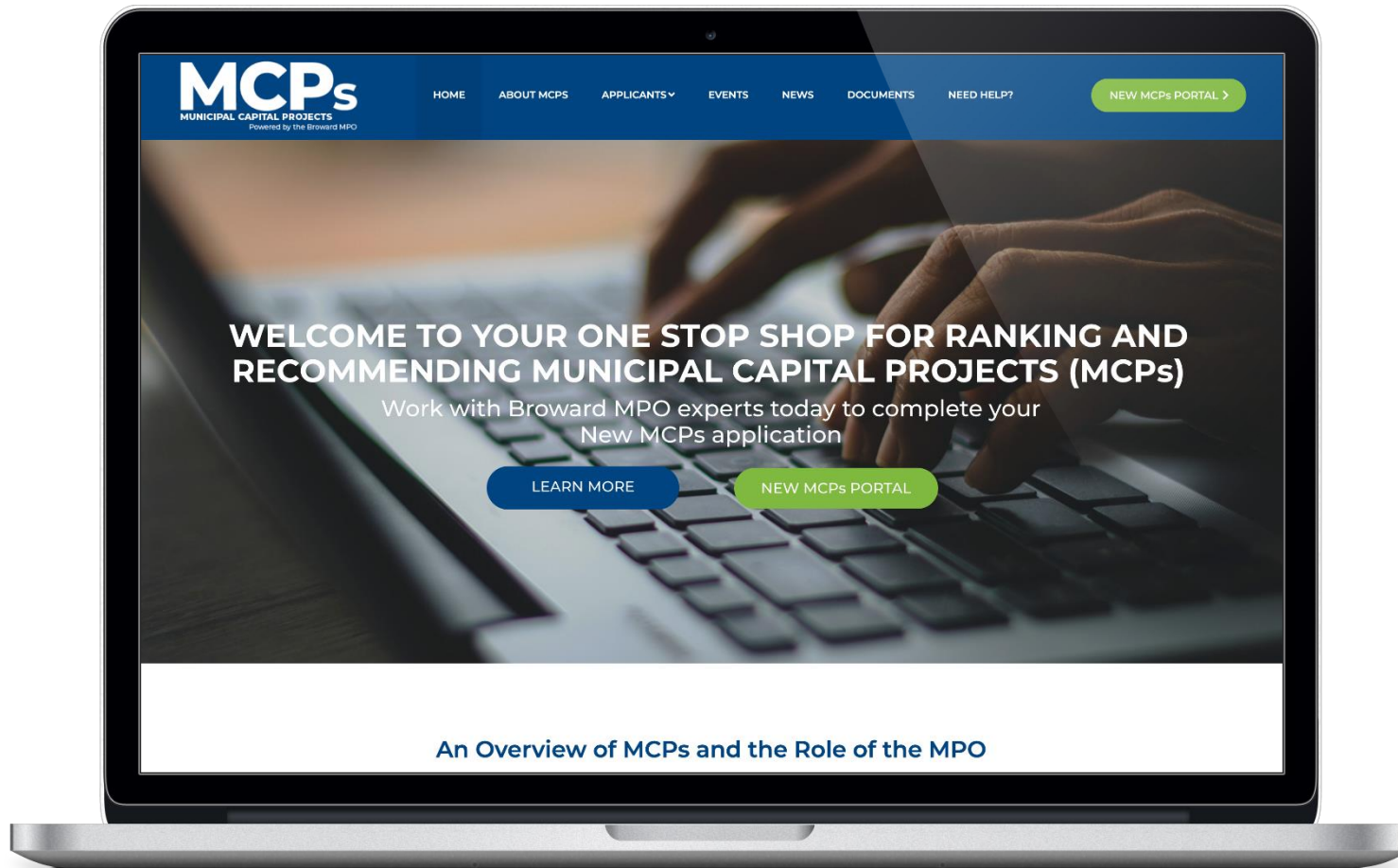
January 17, 2023

Attendance

- 28 individuals registered
- 17 individuals attended
- 16 municipalities represented

Topics

- Delete an Application
- Create a New Application
- Update an Existing Application
- Submit an Application (Phase)
- Select Highest-priority New MCP
- Notify the Liaison Team of Land Use Policy Adoption (if applicable)



SUBMITTING NEW MCP APPLICATIONS

IMPORTANT

To gain access to the New MCP Portal, Municipal Points of Contact (POC) must first contact to discuss their applications with MPO Surtax Manager to obtain a password to log into their account.

STEP 1

GENERAL INFORMATION

- Project Name
- Project Boundaries
- Roadway Improvement Type(s)
- Project Description
- Connecting Facility
- Public School Zone
- Requested Phase Funding

Reviewer: MPO Surtax Manager

STEP 2

SUPPORT & COMMITMENT

- Right-of-Way Ownership
- Public Endorsement
- Resolution of Support (ROS)*
 - * Or confirm that the municipal governing body will adopt the ROS by April 1st

Reviewer: MPO Surtax Manager

STEP 3

FUNDING & IMPLEMENTATION (PHASE-SPECIFIC)

- Phase Start and End Dates
- Requested Surtax Funding
- Non-Surtax Funding Documentation, if applicable
- Independent Cost Estimate
- Scope of Work
- In-House Staff Qualifications, if applicable
- Consultant Procurement, if applicable

Reviewer: MPO Surtax Manager

STEP 4: APPLICATION COMPLETION → Submit New MCP Application for Ranking*

* Limited to three (3) submittals per each open application period.

IMPORTANT DATES

- **January 23rd** - New MCPs Portal available to Municipalities.
- **February 10th** - New MCPs 2023 application period opens for 28 days. Municipalities may submit completed applications.
- **March 10th** - New MCPs 2023 application period closes. The submittal period ends at 5:00 PM EST.
- **June 1st** - A list of ranked New MCPs will be provided by the MPO to the MAP Administration (*Section IV.B.1 of the Second Amendment*).

For more information on the MPO's policies and procedures for evaluating and ranking New MCPs visit: <https://my-mcps.org/documents/>.



QUESTIONS & ANSWERS

CBE Goal Attainment Update

Mr. Sandy-Michael McDonald, Director, Office of Economic & Small Business Development



MAP Broward

Mobility Advancement Program
Brought to you by the
Penny For Transportation

MAP Broward (Surtax)

County Business Enterprise (CBE) Highlights

Surtax Oversight Board Meeting
January 27, 2023

**Inclusive of all County Business Enterprise (CBE) Activity since March 2019.*

**Reflective of payments received through September 30, 2022.*

MAP Broward – CBE Highlights

County Business Enterprise (CBE) Projects Awarded



Project Highlights	COUNTY	MUNICIPAL
Projected Amount to CBE Firms	\$51,136,751	\$12,066,644
Total Paid to CBEs	\$6,543,930	\$3,059,424
Total Number of CBEs	52	34
Average CBE Commitment	39%	34%

**Reflective of payments received through September 30, 2022*

County Business Enterprise (CBE)

Projects Awarded to Contractors – CBE INDUSTRIES

- Asphalt, Concrete, Site Work
- Street and Signalization
- Communication and Marketing/
Public Outreach/Community Involvement
- Construction Engineering Inspection
- Cost Estimating
- Data Collection and Analysis
- Demolition Contractor
- Document Preparation Services
- Electrical
- Engineering
- Environmental
- Fencing, Guardrail, Handrail/Railings
- General Roadway and Miscellaneous Construction
- Irrigation
- Land Surveying
- Landscape Architecture, Land Planning & Design,
Landscape Consulting
- Maintenance of Traffic
- Milling and Paving
- Materials Testing
- MEP (Mechanical, Electrical, Plumbing)
- Permitting Assistance
- Project Management



MAP Broward – CBE Highlights

County Business Enterprise (CBE) Projects - County



Top 5 Services

Service	NAICS Code*	Number of CBE Contracts**
Engineering	541330	11
Concrete and Asphalt	237310/238110	10
Furnish and Haul Materials	238990	6
Surveying and Mapping	541370	5
Landscaping/Irrigation	561730	4

*North American Industry Classification System

**Total number of CBE contracts. Some CBEs may be participating in multiple projects.

MAP Broward – CBE Highlights

County Business Enterprise (CBE) Projects - Municipal




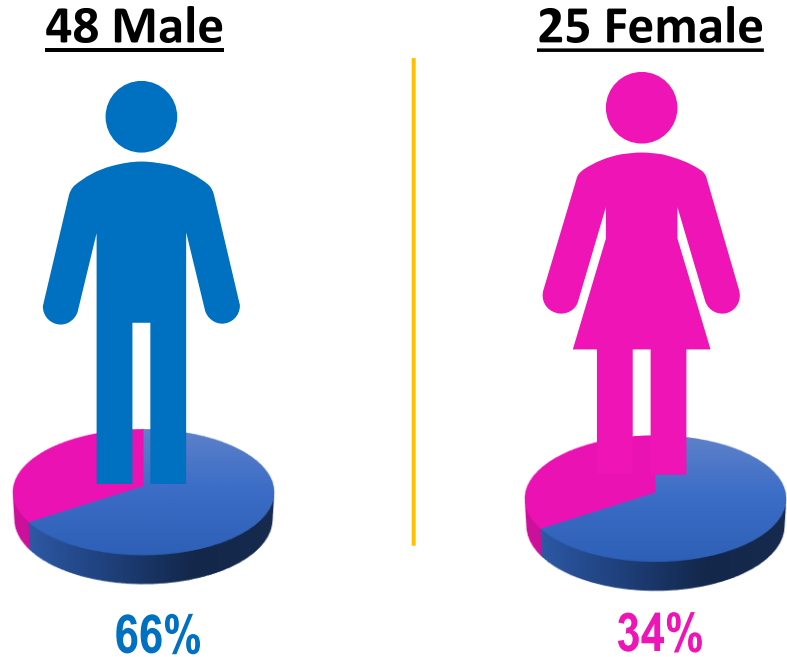

Top 5 Services

Service	NAICS Code	Number of CBE Contracts*
Engineering	541330	35
Concrete and Asphalt	237310	17
Communications and Marketing	541820/541613	10
Electrical	238210	9
Demolition – Site Preparation	238910	5

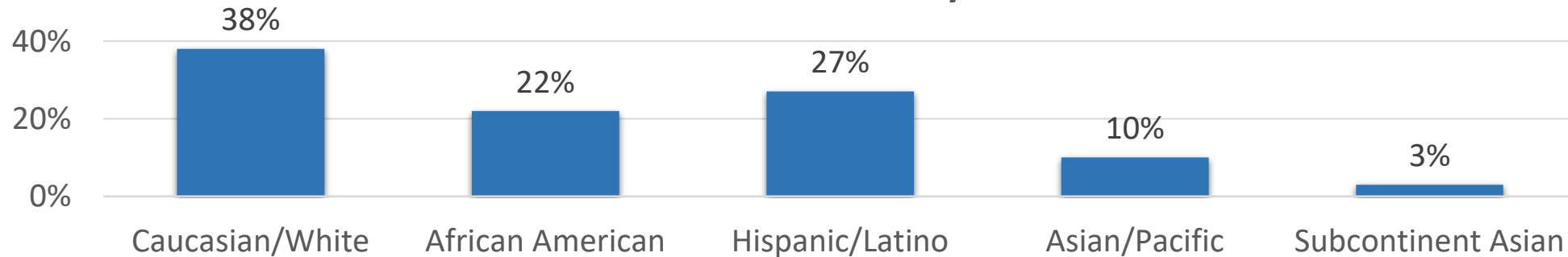
*North American Industry Classification System

**Total number of CBE contracts. Some CBEs may be participating in multiple projects.

73 CBE Firms Participating in MAP Broward Projects (Municipal & County)



% Breakdown of CBEs by Race



* Broward County's CBE program is race and gender neutral. There are no race or gender requirements for CBE certification.

Discussion? Q&A?

LUNCH BREAK



Action Item(s)

Action Item(s) Anyone wishing to speak on an Action Item must pre-register **PRIOR** to the Chair moving into discussion of that Item. A member of the public wishing to address the Oversight Board on an Action Item will have two minutes.

1. **Motion to Approve** minutes of the October 13, 2022 Oversight Board Special Meeting

Discussion Topic 1

Set 2023 Meeting Calendar

Discussion Topic 2

Staggering Oversight Board Terms

- Broward County Code of Ordinances, Article V, Section 31 ½ - 75(d) states:

*“Term of Oversight Board Members. The Director of the Broward College Office of Supplier Relations and Diversity shall serve for as long as he or she is employed in that position. **All other Oversight Board members shall serve four-year terms and may be reappointed for successive terms. Any Oversight Board member appointed to replace an Oversight Board member who has been removed or has resigned shall serve for the balance of the term of such member.**”*

Discussion Topic 2

Staggering Oversight Board Terms

- Durations of service for current Oversight Board members

Member	Category/Representation	Total Duration of Service (Years)
Alan Hooper*	Engineering or Construction Management	4.02
Phil Allen*	Finance	4.02
Shea Smith*	Accounting	4.02
Douglas Coolman*	Land Use or Urban Planning	4.02
Ronald Frazier*	Architecture	2.98
Debbie Madden*	Environmental Science	1.87
Alejandro Munoz	Resident Consumer of Public Transportation	0.03
Erdal Donmez	Former City or County Manager	0.03
Anthea Pennant**	Director of the Broward College Office of Supplier Relations & Diversity (**Subject of Discussion Topic #3)	4.02

* Member Reappointed on 1/6/2023

Discussion Topic 3

Category, Director of the Broward College Office of Supplier Relations & Diversity

- Broward County Code of Ordinances, Article V, Section 31 ½ - 75(d) states:

“The Director of the Broward College Office of Supplier Relations and Diversity shall serve for as long as he or she is employed in that position.”

Discussion Topic 3

Category, Director of the Broward College Office of Supplier Relations & Diversity

- ✓ County Commission considered the following revisions to the Ordinance on January 24th (Agenda Item 55):

“President of a public higher educational institution with geographic presence in Broward County, or such person’s designee, will be allowed to serve on the Oversight Board, so long as the individual is an employee with the public higher educational institution and demonstrates experience in supplier relations and diversity in a resume submitted to the Appointing Authority”

Discussion? Q&A?

Non-Agenda

- Reports
 - Chair
 - Members
 - Surtax General Counsel
 - Board Coordinator

Adjourn January 27, 2023

Oversight Board Meeting

Ethics Training for Oversight Board Members

Ms. Kristin Carter, Assistant County Attorney