


Independent Transportation Surtax Oversight Board Meeting

August 18, 2023



MAP Broward
Mobility Advancement Program
Brought to you by the
Penny For Transportation

Agenda Overview – Oversight Board Meeting

Call to Order – Chair, C. Douglas Coolman

- Roll Call – Administrative Coordinator, Roy Burnett

Action Item(s) Anyone wishing to speak on an Action Item must pre-register PRIOR to the Chair moving into discussion of that Item. A member of the public wishing to address the Oversight Board on an Action Item will have two minutes.

1. Action on FY 2024 Proposed County Projects & Expenditures

Motion to Approve as statutorily eligible the proposed projects and expenditures in the various categories for FY 2024.

2. Presentation of Five-Year Plans

Motion to Approve as statutorily eligible the proposed projects and expenditures for Five-Year Plan 2024-2028, consistent with 31 ½ - 75 (h)(3) of the Broward County Code of Ordinances.

Reports
Adjourn

Oversight Board Eligibility Determination

FY 2024 Proposed Projects & Expenditures



MAP Broward
Mobility Advancement Program
Brought to you by the
Penny For Transportation

Eligible Uses Enumerated in Sec. 212.055(1)(d)(1)

- “(d) Proceeds from the surtax shall be applied to as many or as few of the uses enumerated below in whatever combination the county commission deems appropriate:
- 1. Deposited by the county in the trust fund and shall be used for the purposes of development, construction, equipment, maintenance, operation, supportive services, including a countywide bus system, on-demand transportation services, and related costs of a fixed guideway rapid transit system; . . .
- 4. Used by the county for the planning, development, construction, operation, and maintenance of roads and bridges in the county; for the planning, development, expansion, operation, and maintenance of bus and fixed guideway systems; for the planning, development, construction, operation, and maintenance of on-demand transportation services . . . Pursuant to an interlocal agreement entered into pursuant to chapter 163, the governing body of the county may distribute proceeds from the tax to a municipality. . .”

Action Item 1

Motion to Approve as statutorily eligible the proposed projects and expenditures in the following categories and amounts for FY2024:

- \$92.5M Public Works Capital Design and Construction
- \$128.5M for Transit Capital
- \$36.4M for Transitways Capital
- \$95.2M for Transit Infrastructure
- \$70M for Regional Transportation Capital
- \$113.1M transfer for Transit Operating
- \$4.8M for Late Shift Connect and Micro-transit Pilots
- \$20.9M for Community Shuttle Program (Existing & Expansion)
- \$167M for FLL Intermodal Center
- \$213.8M for FLL Automated People Mover
- \$32.3M for Municipal Projects
- \$5.7M for MAP Administration & Supportive Services for the overall program

Discussion?

Q&A?

Why a Five-Year Plan (5YP)

- Offers some level of certainty for County, State and Municipalities around projects and revenues, allowing for long-term, efficient, collaborative planning
- Creates an avenue by which municipalities may advance funding, and **be eligible** to receive reimbursement, for projects contained in the 5YP (at any phase)
- Allows residents, businesses, and other stakeholders to know what to expect over the next five years; improves public engagement opportunities around projects
- Efficiency improvement (project delivery)
- Cost management (project coordination)

Public Works Department

Five-Year Plan Overview



MAP Broward
Mobility Advancement Program
Brought to you by the
Penny For Transportation

5-Year Public Works Budget Proposal

Project Types	Proposed FY24-28 Budget
Capacity Expansion	\$104,330,000
Intersection Improvements	\$49,730,000
Adaptive Signal Control	\$40,130,000
Fiber Optics Network	\$19,650,000
Drainage Replacement	\$25,120,000
Bridge Repairs	\$27,600,000
Mast Arm Conversion	\$24,240,000
Resurfacing and Bike Lanes	\$44,760,000
Drainage Rehab and Missing Sidewalks	\$7,940,000
Street Lighting	\$5,570,000
School Zone Improvements	\$13,390,000
Total	\$362,460,000

Transportation Department

Five-Year Plan Overview

Coree Cuff Lonergan,
General Manager



MAP Broward
Mobility Advancement Program
Brought to you by the
Penny For Transportation

BCT 5YP Surtax Capital Program

Category	Surtax Total	Non-Local Total	Total
Transitways (LRT, BRT)	\$684.6M	\$1,413.9M	\$2,098.5M
Transit	181.5M	0.0M	181.5M
Transit Infrastructure	293.1M	0.0M	293.1M
Commuter Rail	0.0M	222.8M	222.8M
Total 5YP - Capital	\$1,159.2M	\$1,636.7M	\$2,795.9M

BCT 5YP Surtax Capital Program Highlights

- PREMO Program Initiated
 - LRT - Airport/Seaport/Convention Center Corridor
 - LRT - Downtown Fort Lauderdale/Downtown/Airport/Seaport Convention Center Corridor
 - BRT - Oakland Park Blvd Corridor
 - BRT – US 441/State Road 7 Corridor
- 108 Electric Fixed-Route Buses
- Electric Bus Charging Infrastructure and Equipment
- 119 Paratransit Vehicles
- 250 New Bus Shelters
- 2 Intermodal/Transfer Centers
- Transit Development Plan (2027) and Comprehensive Operational Analysis (2028)

Transitways (LRT, BRT) in 5YP

Category	Surtax Total	Non-Local Total	Total
Light Rail Transit (LRT)	\$417.0M	\$1,251.5M	\$1,668.5M
Bus Rapid Transit (BRT)	267.6M	162.4M	430.0M
Total 5YP - Transitways	\$684.6M	\$1,413.9M	\$2,098.5M

LRT – Airport/Seaport/ Convention Center Corridor

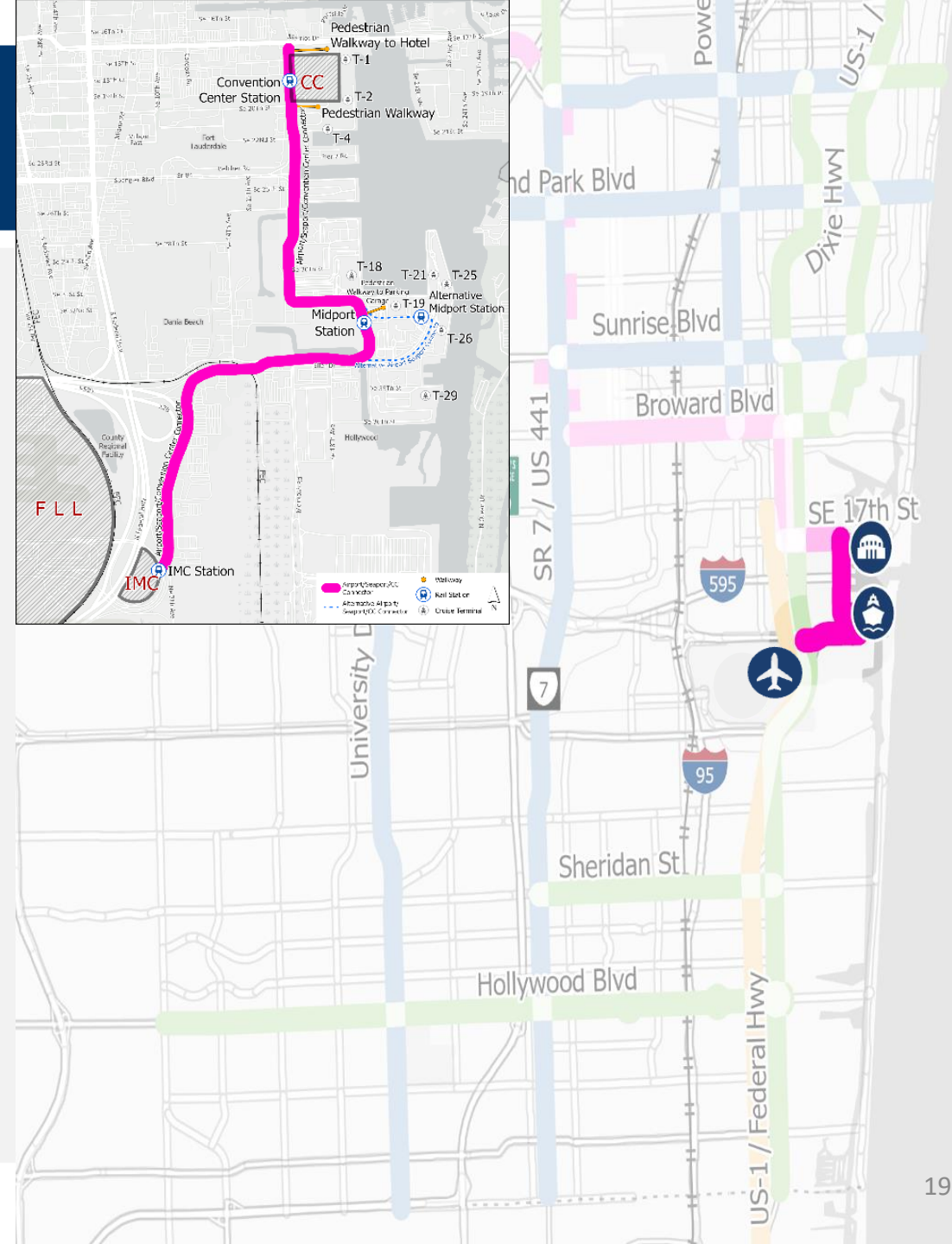
Project Overview: Initial segment connects the Fort Lauderdale-Hollywood International Airport, Port Everglades, and the Broward County Convention Center. Includes:

- 3.5 miles of Light Rail Transit (LRT)
- Three stations
- Elevated guideway primarily on Broward County property
- Maintenance facilities location to be determined
- Consideration for future extensions along Broward Boulevard, State Road 7 with east-west connections along Sunrise or Commercial Boulevards, after future performance and studies validate needs

Anticipated Annual Ridership: 130K - 665K

Projected Opening: EOY 2028

Estimated Investment (FY2024-FY2028): \$1.25B*



LRT – Airport/Seaport/Convention Center Corridor

Project Phase	Date	Surtax Total	Non-Local Total	Total
System Planning and Design	FY2024	\$5.7M	\$17.1M	\$22.8M
Construction	FY2025	279.6M	838.8M	1,118.4M
Project Management	FY2026	0.5M	1.6M	2.1M
Vehicles	FY2026	26.9M	80.8M	107.7M
Total 5YP		\$312.7M	938.3M	\$1,251.0M*

**Note: 5YP funding estimated at 25% from MAP/Surtax, 25% from FDOT, and 50% from FTA*

LRT – Downtown Fort Lauderdale/Airport/Seaport/Convention Center Corridor

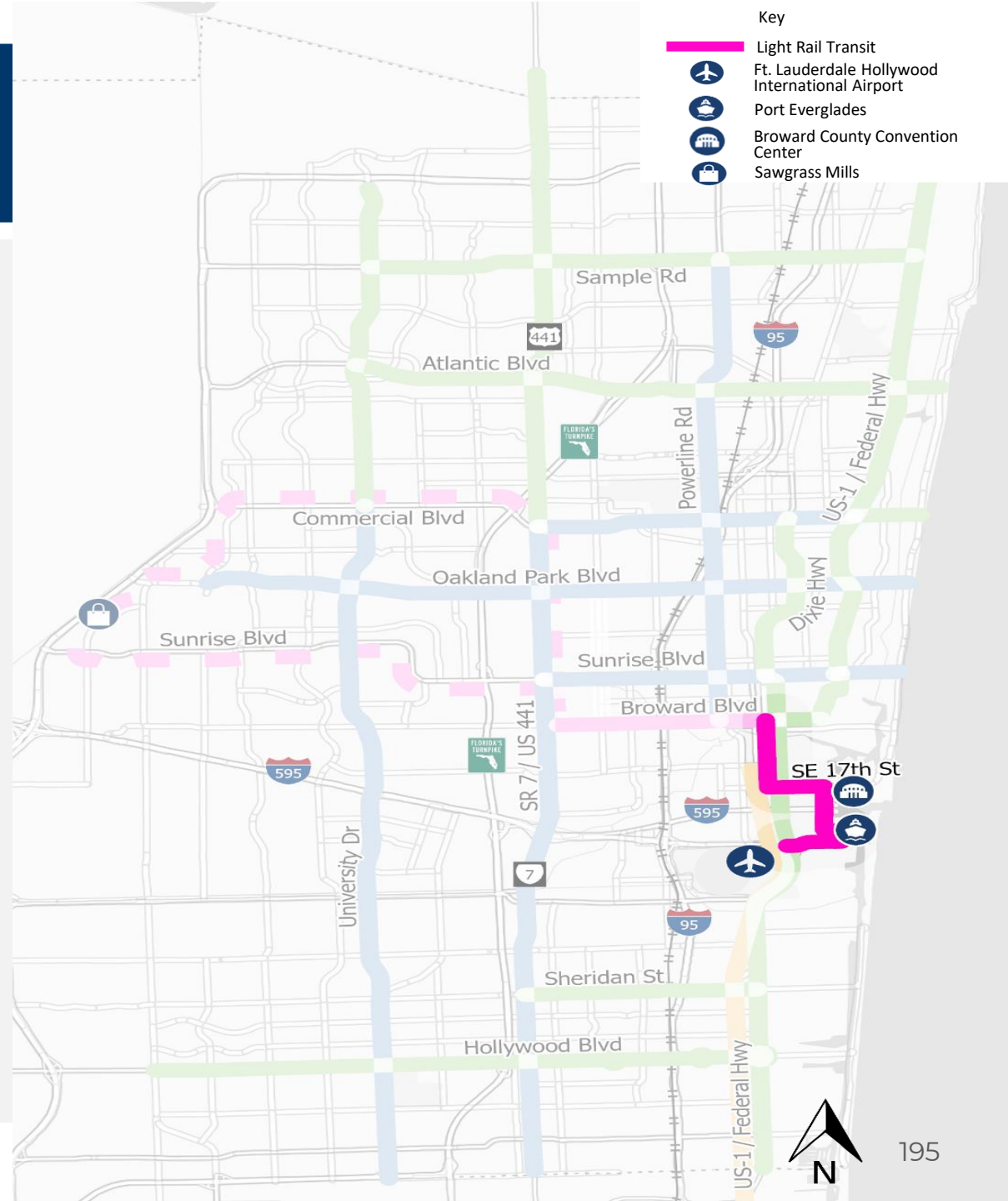
Project Overview: Segment connects the Fort Lauderdale-Hollywood International Airport, Port Everglades, the Broward County Convention Center along SE 17th Street and then north to Downtown Fort Lauderdale. Includes:

- 3 additional miles of Light Rail Transit (LRT)
- Tracks and stations at street level
- Consideration for future extensions along Broward Boulevard, State Road 7 with east-west connections along Sunrise or Commercial Boulevards, after future performance and studies validate needs

Anticipated Annual Ridership: 1.7M - 2.7M

Projected Opening: EOY 2031

Estimated Investment (FY2024-FY2028): \$417.5M*



LRT – Downtown Fort Lauderdale /Airport/Seaport/ Convention Center Corridor

Project Phase	Date	Surtax Total	Non-Local Total	Total
Project Development & Environmental	FY2024	\$1.9M	\$5.7M	\$7.6M
System Planning and Design	FY2025	7.6M	22.8M	30.4M
Project Management	FY2027	38K	114K	152K
Construction	FY2028	94.8M	284.6M	379.4M
Total 5YP		\$104.3M	\$313.2M	\$417.5M*

BRT – Oakland Park Blvd Corridor

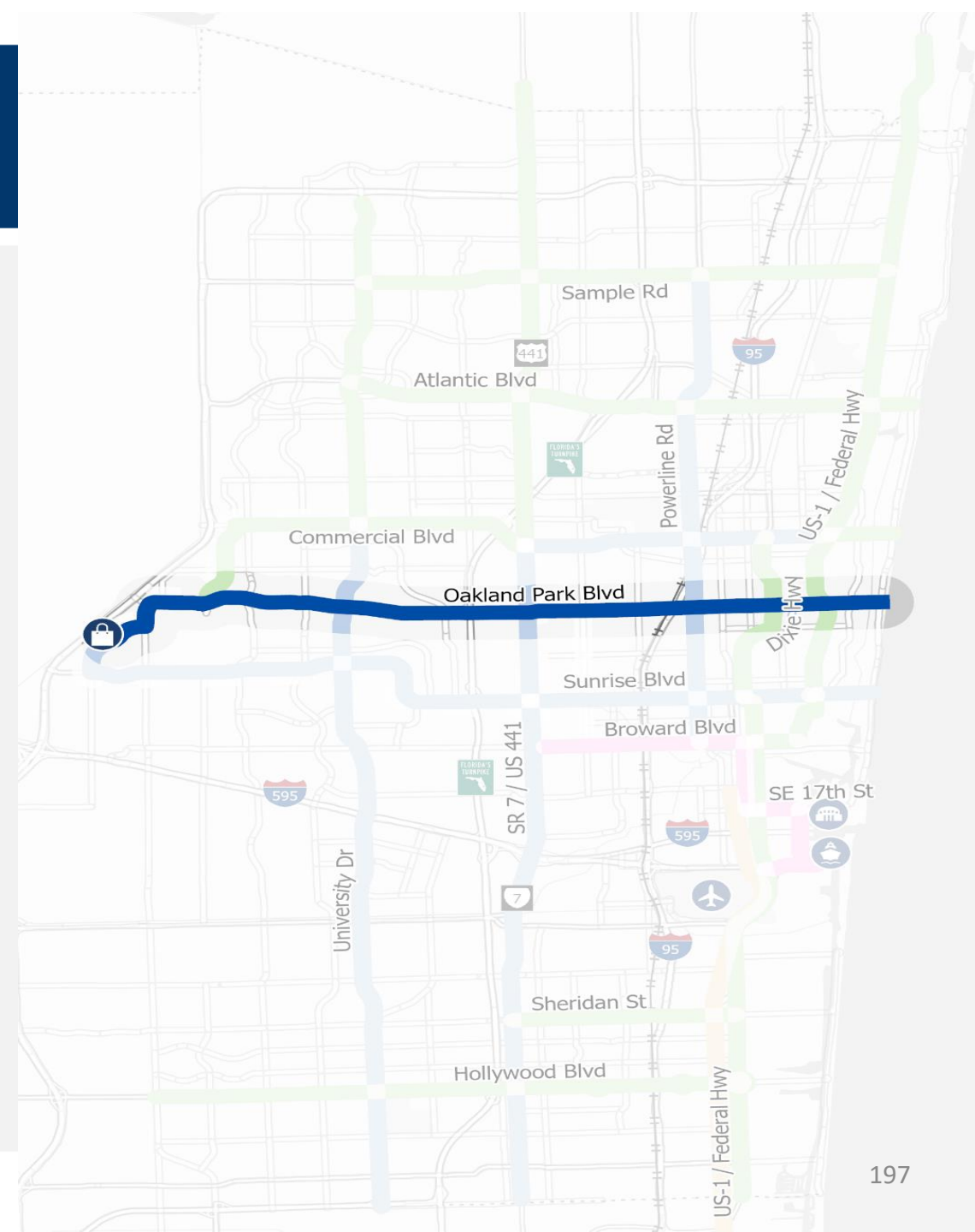
Project Overview: Connects activity centers between A1A and Sawgrass Mills Mall. Includes:

- 15 miles of Bus Rapid Transit (BRT) along Oakland Park Boulevard
- Approximately 16 branded stations
- Exclusive transit lanes where feasible
- Supplemental fixed route local service

Anticipated Annual Ridership: 2.4M - 3.2M

Projected Opening: EOY 2028

Estimated Investment (FY2024-FY2028): \$213.5M



BRT – Oakland Park Blvd Corridor

Project Phase	Date	Surtax Total
Project Planning and Design	FY2024	\$2.0M
Project Management (Design)	FY2024	0.3M
Construction	FY2026	162.5M
Project Management (Construction)	FY2026	9.7M
Vehicles	FY2026	39.0M
Total 5YP		\$213.5M*

**Note: Assumes Oakland Park Blvd Corridor Project will be 100% Funded by the Transportation Surtax*

BRT – US 441/State Road 7 Corridor

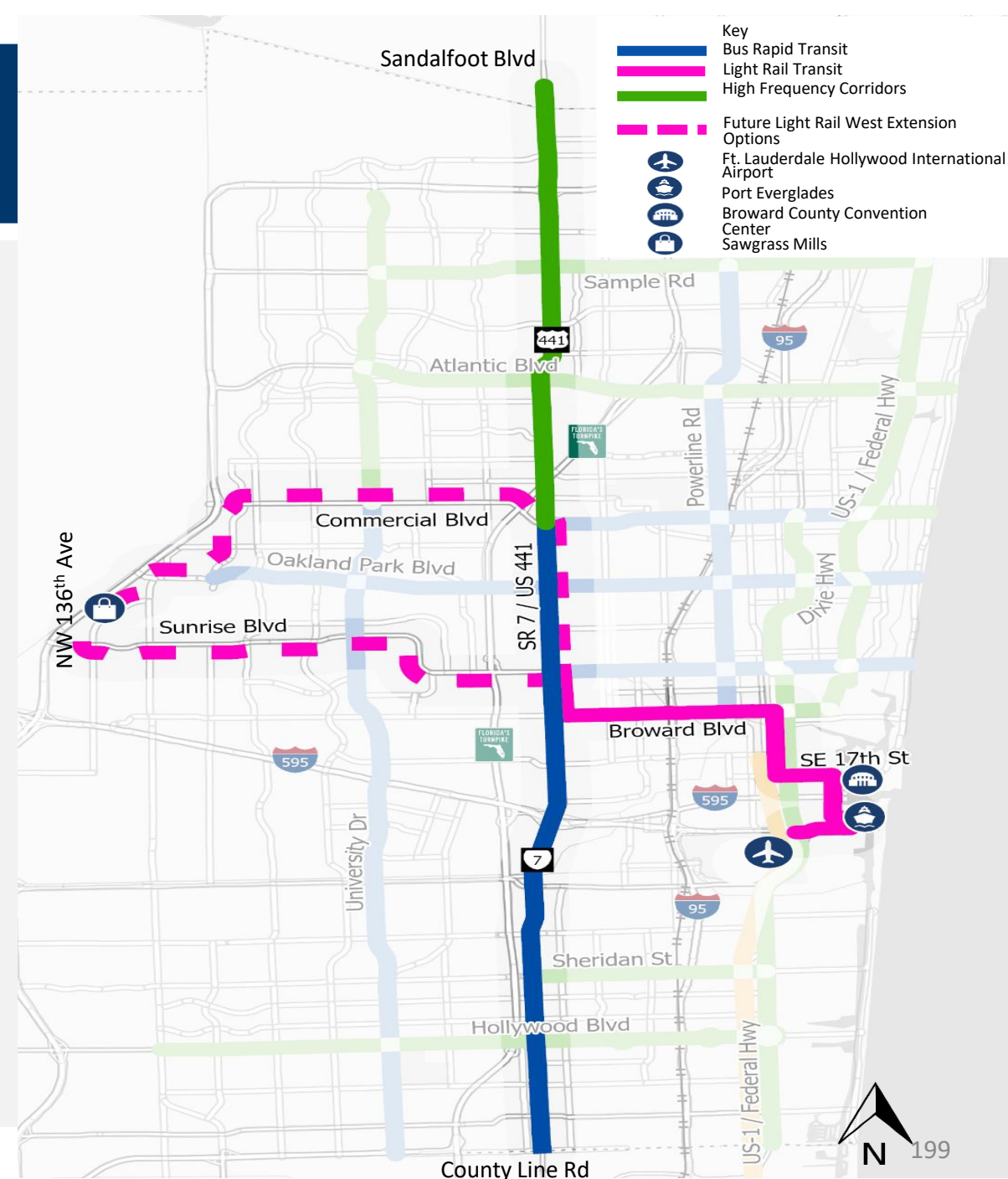
Project Overview: Connects activity centers between Commercial Boulevard and County Line Road. Includes:

- 15 miles of Bus Rapid Transit (BRT) along US441/SR 7 from Commercial Boulevard to County Line Road
- Supplemental High Frequency service from Sample Road to Commercial Boulevard
- Approximately 16 branded stations
- Exclusive transit lanes where feasible
- Potential Light Rail connections

Anticipated Annual Ridership: 1.6M - 3M

Projected Opening: EOY 2030

Estimated Investment (FY2024-FY2028): \$216.5M



BRT – US 441/State Road 7 Corridor

Project Phase	Date	Surtax Total	Non-Local Total	Total
Project Development & Environmental	FY2024	\$0.9M	\$2.8M	\$3.7M
Project Planning and Design	FY2026	3.0M	9.0M	12.0M
Project Management	FY2026	2.3M	7.0M	9.3M
Construction	FY2027	37.5M	112.3M	149.8M
Vehicles	FY2028	10.4M	31.3M	41.7M
Total 5YP		\$54.1M	\$162.4M	\$216.5M*

**Note: Total funding estimated at 25% from MAP/Surtax, 25% from FDOT, and 50% from FTA*

Transit in 5YP

Category	Surtax Total	Non-Local Total	Total
Fixed-Route Buses	\$97.0M	\$0.0M	\$97.0M
High Frequency Buses	60.0M	0.0M	60.0M
Paratransit Vehicles	14.5M	0.0M	14.5M
Planning Studies	10.0M	0.0M	10.0M
Total 5YP - Transit	\$181.5M	\$0.0M	\$181.5M

Fixed-Route and High Frequency Electric Bus

- **\$97.0M** – Purchase 63 Electric Buses for Fixed-Route Service (FY2024, FY2025, FY2027 and FY2028)
- **\$60.0M** – Purchase 45 Electric Buses for High Frequency Service (FY2024)



Paratransit Program

- **\$13.4M** – Purchase 119 vehicles for Paratransit service (FY2024-2028)
- **\$1.1M** - Convert 104 new vehicles to propane (FY2024-2028)



Planning and Studies

- **\$10.0M** – Planning Studies \$2.0M Annually (FY2024-2028), includes:
 - Transit Development Plan Major Update (FY2027)
 - Comprehensive Operational Analysis of Existing Bus System (FY2028)

Transit Infrastructure in 5YP

Category	Surtax Total	Non-Local Total	Total
Design	\$22.5M	\$0.0M	\$22.5M
Construction	196.5M	0.0M	196.5M
Other	74.1M	0.0M	74.1M
Total 5YP - Infrastructure	\$293.1M	\$0.0M	\$293.1M

Transit Infrastructure - Design

Project	Total	Date
West Broward Intermodal Center	\$7.4M	FY2024
Hollywood Transit Transfer Facility	0.1M	FY2024
Electric Bus Charging Infrastructure	5.0M	FY2024-FY2028
Bus Shelters	5.0M	FY2024-FY2028
Transit Facilities Improvements	5.0M	FY2024-FY2028
Total 5YP - Transit Infrastructure Design	\$22.5M	

Transit Infrastructure - Construction

Project	Total	Date
Hollywood Transit Transfer Facility	\$4.8M	FY2024
Electric Bus Charging Infrastructure	40.0M	FY2024-FY2028
Bus Shelters (50 per year)	23.0M	FY2024-FY2028
Bus Stop Improvements	2.5M	FY2024-FY2028
Transit Facilities Improvements	11.5M	FY2024-FY2028
Thomas Street Storage Facility	19.2M	FY2025
West Broward Intermodal Center	95.5M	FY2028
Total 5YP - Transit Infrastructure Construction	\$196.5M	

Transit Infrastructure – Other

Project	Total	Date
Information Technology Enhancements	\$5.0M	FY2024
Land Acquisition	51.0M	FY2024
Security Enhancements	10.1M	FY2024-FY2028
Project Management	8.0M	FY2024-FY2028
Total 5YP - Transit Infrastructure Other	\$74.1M	

Broward Commuter Rail South

Project Overview: Provides a regional connection between Broward and Miami-Dade Counties. Includes:

- 11.5 miles of commuter rail on the Florida East Coast (FEC) Railway corridor
- Three stations in Hollywood, Fort Lauderdale-Hollywood International Airport and Fort Lauderdale.

Anticipated Annual Ridership: 1.2M and up to 4.8M including Miami-Dade

Projected Opening: EOY 2027

Estimated Total Investment: \$297M*

*Does not include PD&E and there are unknown commercial fees for track access.



Commuter Rail - 5YP

Project	Surtax Total	Non-Local Total	Total
Broward Commuter Rail South – Total 5YP	\$0.00M*	\$222.8M	\$222.8M**

**Note: Assumes a Project Cost of \$297.0M. The 25% Local Surtax Funding Match (\$74.25M) was approved in FY2023.*

***Note: The \$222.8M assumes a 50% Federal Share (\$148.5M) and includes the 25% Match by FDOT (\$74.25M) identified in the FDOT 5-year Workplan.*

Transit Operating - 5YP Surtax Funding Request

Category	FY2024	FY2025	FY2026	FY2027	FY2028	5YP Total
BCT Operating	\$113.1M	\$120.7M	\$143.4M	\$181.5M	\$208.8M	\$767.5M
Late Night Shift Connect	2.0M	2.0M	2.0M	0.0M	0.0M	6.0M
Micro-Transit Program	2.8M	2.8M	2.8M	0.0M	0.0M	8.4M
Total 5YP – BCT Operating	\$117.9M	\$125.5M	\$148.2M	\$181.5M	\$208.8M	\$781.9M

Transit Operating Funding FY2020-2028

Category	FY2020	FY2021	FY2022	FY2023	FY2024	FY2025	FY2026	FY2027	FY2028
Transportation Surtax	\$55.6M	\$45.9M	\$20.0M	\$49.2M	\$113.1M	\$120.7M	\$143.4M	\$181.5M	\$208.8M
Farebox Revenue	36.4M	16.1M	21.4M	20.0M	26.2M	30.2M	37.9M	55.7M	64.8M
General Fund Transfer	26.9M	26.9M	26.9M	26.9M	26.9M	26.9M	26.9M	26.9M	26.9M
Gas Tax	57.5M	43.6M	0.0M	30.9M	57.6M	57.6M	57.6M	57.6M	57.6M
Advertising	0.0M	0.0M	2.2M	1.1M	1.3M	1.3M	1.4M	1.5M	1.5M
FDOT Block Grants	9.8M	10.5M	10.7M	11.0M	10.9M	11.2M	11.5M	11.9M	12.2M
Federal COVID-19 Relief	6.9M	22.9M	90.9M	66.3M	---	---	---	----	---
Less 5% Recurring Revenues	---	----	----	(1.0M)	(1.4M)	(1.5M)	(1.9M)	(2.7M)	(3.1M)
Fund Balance	---	----	9.3M	----	----	----	----	----	---
Total 5YP – Operating	\$193.2M	\$165.9M	\$181.4M	\$204.4M	\$234.6M	\$246.4M	\$276.8M	\$332.4M	\$368.7M

Municipal Community Shuttle Program 5YP

Community Shuttle Funding is Attributed to the municipal portion of the program; funding for Existing Service and the Expansion of the Program contributes to the Minimum Annual Guarantee (MAG) of 10% of Surtax Revenues.

Existing Community Shuttle Program		Total
Existing Community Shuttle – Operating		\$60.4M
Community Shuttle Capital – Buses and Equipment		8.0M
Community Shuttle Capital – Bus Stop Improvement Program		23.1M
Total 5YP - Existing Community Shuttle Program		\$91.5M
Expansion Community Shuttle Program		Total
Expansion Community Shuttle Operating	Total 5YP	\$19.7M
Total 5YP – Municipal Community Shuttle Program		\$111.2M

Existing Community Shuttle Program

Category	FY2024	FY2025	FY2026	FY2027	FY2028	5YP Total
Operating	\$11.4M	\$11.7M	\$12.1M	\$12.4M	\$12.8M	\$60.4M
Capital - Buses and Equipment	1.6M	0.9M	1.9M	1.8M	1.8M	8.0M
Capital - Bus Stop Improvements	4.2M	4.4M	4.6M	4.9M	5.0M	23.1M
Total 5YP -Existing Community Shuttle	\$17.2M	\$17.0M	\$18.6M	\$19.1M	\$19.6M	\$91.5M

Existing Community Shuttle Capital Program in 5YP

- **\$8.0M** – Purchase 46 vehicles for the Community Shuttle Program (FY2024 – FY2028)
- **\$23.1M** – Implement approximately 1,000 bus stop enhancements to Community Shuttle routes.




Expansion Community Shuttle Program

Category	FY2024	FY2025	FY2026	FY2027	FY2028	5YP Total
Expansion – Operating	\$3.7M	\$3.8M	\$3.9M	\$4.1M	\$4.2M	\$19.7M
Expansion – Capital	0.0M	0.0M	0.0M	0.0M	0.0M	0.0M
Total 5YP - Expansion Community Shuttle	\$3.7M	\$3.8M	\$3.9M	\$4.1M	\$4.2M	\$19.7M

Let's Take a Break
10 minutes

Municipal Projects

Five-Year Plan Overview



MAP Broward
Mobility Advancement Program
Brought to you by the
Penny For Transportation

Municipal Projects 5YP FY2024-FY2028

RANK	MUNICIPALITY	PROJECT ID	5YP PHASE(S)	FY 2024	FY 2025	FY 2026	FY 2027	FY 2028	Total 5YP	>5YP **
34- 37	Miramar/Pembroke Pines	MIRA-001 (-002,-003,-004)	Construction	\$ 10,000,000	\$ 10,000,000	\$ 11,000,000	\$ 10,000,000		\$ 41,000,000	\$ 10,000,000
38 & 88	Fort Lauderdale	FORT-108 (-113)	Construction		\$ 2,762,500	\$ 2,762,500			\$ 5,525,000	\$ -
40	Coral Springs	CORA-097	Design & Const.		\$ 250,000	\$ 9,450,000			\$ 9,700,000	\$ -
42	Pompano Beach	POMP-002	Construction	\$ 10,938,400					\$ 10,938,400	\$ -
46	Pembroke Pines	PPIN-039	Design & Const.		\$ 531,750	\$ 3,766,563			\$ 4,298,313	\$ -
48	Lauderdale Lakes	LLAK-006	Construction		\$ 722,500				\$ 722,500	\$ -
49	Wilton Manors	WILT-009	Construction		\$ 5,100,000				\$ 5,100,000	\$ -
50	Sunrise	SUNR-055	Construction		\$ 3,960,000				\$ 3,960,000	\$ -
51	Pembroke Park	PPRK-010 (-008,-009)	Construction		\$ 1,909,497				\$ 1,909,497	\$ -
53	Weston	WEST-303	Construction	\$ 4,312,000					\$ 4,312,000	\$ -
56	Tamarac	TAMA-008	Construction		\$ 3,825,000				\$ 3,825,000	\$ -
57	Lighthouse Point	LHP-010 (-008,-009)	Design & Const.	\$ 270,000	\$ 1,912,500				\$ 2,182,500	\$ -
65	Coral Springs	CORA-098	Design & Const.		\$ 250,000	\$ 9,450,000			\$ 9,700,000	\$ 9,700,000
66	Hollywood	HOLL-038	Design & Const.	\$ 600,000	\$ 4,250,000				\$ 4,850,000	\$ -
68	Lauderdale Lakes	LLAK-016	Construction			\$ 425,000			\$ 425,000	\$ -

Legend:

Pursuant to Sec. V.C.2 and V.D. of the 2nd Amendment to the ILA the following actions, requested and approved by municipalities are occurring within the Five-Year Plan :

Programmed in a later year due to readiness
Programmed in an earlier year due to readiness review
Programmed above projected Minimum Annual Guarantee
NEW Cycle 4 Municipal Capital Project Recommendations (FY28)

Municipal Projects 5YP FY2024-FY2028

RANK	MUNICIPALITY	PROJECT ID	5YP PHASE(S)	FY 2024	FY 2025	FY 2026	FY 2027	FY 2028	Total 5YP	>5YP **
69 & 91	Sunrise	SUNR-075 (-061)	Construction			\$ 5,280,000			\$ 5,280,000	\$ -
71	Davie	DAVI-012	Construction	\$ 1,760,000					\$ 1,760,000	\$ -
74	West Park	WPRK-003	Construction	\$ 3,644,366					\$ 3,644,366	\$ -
75 & 98	Weston	WEST-192 (-193)	Construction	\$ 3,091,549					\$ 3,091,549	\$ -
81&103	Cooper City	COOP-024 (-042 + R&M-001)	Construction	\$ 2,112,000	\$ 1,408,000				\$ 3,520,000	\$ -
83	Margate	MARG-047	Construction		\$ 880,000				\$ 880,000	\$ -
89	Coral Springs	CORA-102	Construction			\$ 330,000			\$ 330,000	\$ -
90	Miramar	MIRA-025	Construction	\$ 1,848,000					\$ 1,848,000	\$ -
93	Lauderdale Lakes	LLAK-018	Construction			\$ 880,000			\$ 880,000	\$ -
94	Hallandale Beach	HALL-019	Construction			\$ 1,320,000			\$ 1,320,000	\$ -
95	Davie	DAVI-014	Construction			\$ 2,464,000			\$ 2,464,000	\$ -
96	Coconut Creek	COCO-016	Construction		\$ 2,424,400				\$ 2,424,400	\$ -
97	West Park	WPRK-008	Construction	\$ 1,760,000					\$ 1,760,000	\$ -
99	Pompano Beach	POMP-013	Construction	\$ 5,217,316					\$ 5,217,316	\$ -
106	Parkland	PARK-007	Construction			\$ 600,000			\$ 600,000	\$ -
107	Margate	MARG-033	Construction			\$ 200,000			\$ 200,000	\$ -
109	Hollywood	HOLL-056	Construction	\$ 1,856,697					\$ 1,856,697	\$ -

Legend: Pursuant to Sec. V.C.2 and V.D. of the 2nd Amendment to the ILA the following actions, requested and approved by municipalities are occurring within the Five-Year Plan :

Programmed in a later year due to readiness

Programmed in an earlier year due to readiness review

Programmed above projected Minimum Annual Guarantee

NEW Cycle 4 Municipal Capital Project Recommendations (FY28)

Municipal Projects 5YP FY2024-FY2028

RANK	MUNICIPALITY	PROJECT ID	5YP PHASE(S)	FY 2024	FY 2025	FY 2026	FY 2027	FY 2028	Total 5YP	>5YP **
C3-1	Miramar	MIRA-017	Design				\$ 506,520		\$ 506,520	\$ -
C3-2	West Park	WPRK-001	Design				\$ 115,400		\$ 115,400	\$ -
C3-3/C4-3	Davie	DAVI-019	Design & Const.				\$ 370,416	\$ 5,871,572	\$ 6,241,988	\$ -
C3-4	Weston	WEST-312	Design				\$ 1,181,617		\$ 1,181,617	\$ -
C3-5/C4-9	Davie	DAVI-002	Design & Const.				\$ 367,726	\$ 5,619,520	\$ 5,987,246	\$ -
C3-6	Oakland Park	OAKL-22-004	Construction				\$ 471,137		\$ 471,137	\$ -
C3-7/C4-7	Davie	DAVI-011	Design & Const.				\$ 331,979	\$ 5,796,163	\$ 6,128,142	\$ -
C3-8	Lauderhill	LHIL-518	Design & Const.				\$ 511,563	\$ 10,363,448	\$ 10,875,011	\$ -
C3-R&M-04	Coral Springs	CORA-2020-002	Construction		\$ 1,712,582				\$ 1,712,582	\$ -
C3-R&M-05	North Lauderdale	NLAU-2020-002	Construction				\$ 1,646,365		\$ 1,646,365	\$ -
C3-R&M-06	Lauderdale Lakes	LLAK-2020-002	Construction				\$ 2,000,000		\$ 2,000,000	\$ -

Legend:

Pursuant to Sec. V.C.2 and V.D. of the 2nd Amendment to the ILA the following actions, requested and approved by municipalities are occurring within the Five-Year Plan :

Programmed in a later year due to readiness
Programmed in an earlier year due to readiness review
Programmed above projected Minimum Annual Guarantee
NEW Cycle 4 Municipal Capital Project Recommendations (FY28)

Municipal Projects 5YP FY2024-FY2028

RANK	MUNICIPALITY	PROJECT ID	5YP PHASE(S)	FY 2024	FY 2025	FY 2026	FY 2027	FY 2028	Total 5YP	>5YP **
C4-1	Coconut Creek	COCO-23-007	Design					\$ 1,623,055	\$ 1,623,055	
C4-2	Fort Lauderdale	FORT-23-001	Design					\$ 500,000	\$ 500,000	
C4-4	Coconut Creek	COCO-23-001	Construction					\$ 6,371,882	\$ 6,371,882	
C4-5	Oakland Park	OAKL-22-020	Planning					\$ 552,779	\$ 552,779	
C4-6	Wilton Manors	WILT-22-001	Design					\$ 500,000	\$ 500,000	
C4-8	Oakland Park	OAKL-22-003	Planning					\$ 235,414	\$ 235,414	
C4-10	Fort Lauderdale	FORT-22-001	Design					\$ 223,320	\$ 223,320	
C4-11	Miramar	MIRA-013	Design					\$ 1,527,120	\$ 1,527,120	

FY2024-2028 Total Funding Programmed: \$193,924,116


Legend:

Pursuant to Sec. V.C.2 and V.D. of the 2nd Amendment to the ILA the following actions, requested and approved by municipalities are occurring within the Five-Year Plan :

Programmed in a later year due to readiness
Programmed in an earlier year due to readiness review
Programmed above projected Minimum Annual Guarantee
NEW Cycle 4 Municipal Capital Project Recommendations (FY28)

MAP Administration

Five-Year Plan Overview



MAP Broward
Mobility Advancement Program
Brought to you by the
Penny For Transportation

MAP Administration Five-Year Plan Overview

	Prior	Modified						
	Actuals	FY23	FY24	FY25	FY26	FY27	FY28	Total
Project Revenues								
Capital Revenues	10,611,677	7,679,790	5,674,680	5,844,920	6,020,270	6,200,880	6,386,900	48,419,117
Total Revenues	10,611,677	7,679,790	5,674,680	5,844,920	6,020,270	6,200,880	6,386,900	48,419,117
Project Appropriations								
MAP Admin and Other Operating	163,560	691,187	0	0	0	0	0	854,747
MAP Admin and Other Operating	10,448,117	6,988,603	5,674,680	5,844,920	6,020,270	6,200,880	6,386,900	47,564,370
Total Appropriations	10,611,677	7,679,790	5,674,680	5,844,920	6,020,270	6,200,880	6,386,900	48,419,117

Project Descriptions


- In the five-year program, funds are appropriated for administrative functions to support the surtax program. A recurring budget for operating and personnel services are budgeted over all five years of the program.
- There are 14 positions directly budgeted in the Surtax Fund under Mobility Advancement Program Administration. There are 3 positions budgeted within the Surtax Fund under the Office of Economic and Small Business Development and 3 positions in Public Works. There are 4 positions budgeted within County Attorney and 1 within County Auditor in the general fund that are reimbursed by the Surtax Fund. Recurring operating expenses are budgeted in the five-year program to support these positions as well as support for Broward Metropolitan Planning Organization activities related to surtax.

Discussion?

Q&A?

Oversight Board Eligibility Determination

**Five-Year Plans (5YP)
FY2024-2028**



MAP Broward
Mobility Advancement Program
Brought to you by the
Penny For Transportation

Article V, Section 31 ½ -75, Code of Ordinances

(i) Approval of Proposed Projects and Proposed Expenditures.

(1) County staff assigned to support the Oversight Board shall at least annually compile all County and municipal proposed projects and proposed expenditures that will be considered for funding with Transportation Surtax proceeds, consistent with budgetary recommendations, and present them to the Oversight Board for approval as to statutory eligibility. The Oversight Board shall consider proposed projects and proposed expenditures submitted by the County only for eligibility under Section 212.055(1)(d), Florida Statutes, with due consideration given to the opinion of the Transportation Surtax General Counsel to the extent the applicable eligibility determination involves a question of statutory construction.

Article V, Section 31 ½ -75, Code of Ordinances (cont.)

(2) After the Broward County Administrator receives the Oversight Board's written notice regarding eligibility, the proposed projects and proposed expenditures will be presented by the Broward County Administrator to the County Commission for its consideration.

(3) The County Commission, consistent with the terms, conditions, and restrictions of any then-applicable interlocal agreements, and after considering the recommendations of County staff and Surtax-funded Broward MPO staff, as applicable, will determine which proposed projects and proposed expenditures of Transportation Surtax proceeds are approved by the County Commission, and those projects and expenditures will be included in the County's annual budget.

Eligible Uses Enumerated in Sec. 212.055(1)(d)(1)

“(d) Proceeds from the surtax shall be applied to as many or as few of the uses enumerated below in whatever combination the county commission deems appropriate:

1. Deposited by the county in the trust fund and shall be used for the purposes of development, construction, equipment, maintenance, operation, supportive services, including a countywide bus system, on-demand transportation services, and related costs of a fixed guideway rapid transit system; . . .
4. Used by the county for the planning, development, construction, operation, and maintenance of roads and bridges in the county; for the planning, development, expansion, operation, and maintenance of bus and fixed guideway systems; for the planning, development, construction, operation, and maintenance of on-demand transportation services . . . Pursuant to an interlocal agreement entered into pursuant to chapter 163, the governing body of the county may distribute proceeds from the tax to a municipality. . .”

Action Item 2

Motion to Approve as statutorily eligible the proposed projects and expenditures for Five-Year Plan 2024-2028, consistent with 31 ½ - 75 (h)(3) of the Broward County Code of Ordinances, for:

- A. Broward County Public Works Department
- B. Broward County Transportation Department
- C. Municipal Projects
- D. MAP Administration

Next Steps with Five-Year Plan FY 2024-2028

- Oversight Board actions today will be transmitted formally to the County Administrator who will relay them to the County Commission
- After which, funding levels necessary to implement the proposed plan will be approved through the County Commission's budget process
- The County Commission will conduct a budget workshop on the FY2024 Surtax Budget and Five-Year Plan on **August 29, 2023**
- Public Hearings on the County's Budget are scheduled in September

Discussion?

Q&A?

Non-Agenda

- Reports
 - Chair
 - Members
 - Surtax General Counsel
 - Board Coordinator

Adjourn August 18, 2023

Oversight Board Meeting