

(A)

W11-2
30" x 30"

W16-7P
24" x 12"

(B)

W2-6
30" x 30"

W13-1
18" x 18"

(C)

STREET ID D3

R1-2
36" x 36" x 36"

TO TRAFFIC IN ROUNDABOUT
24" x 18"

(D)

R4-7B
18" x 24"

OR

OM1-3
18" x 18"
(OPTIONAL)

R6-4
30" x 24"

(E)

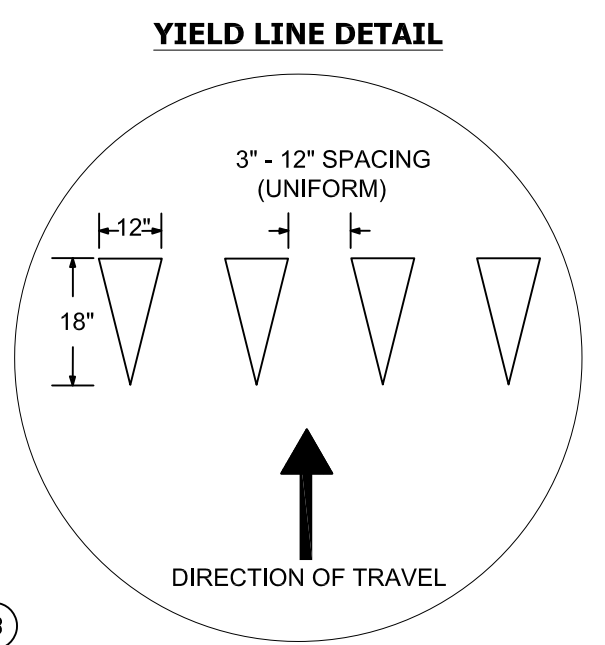
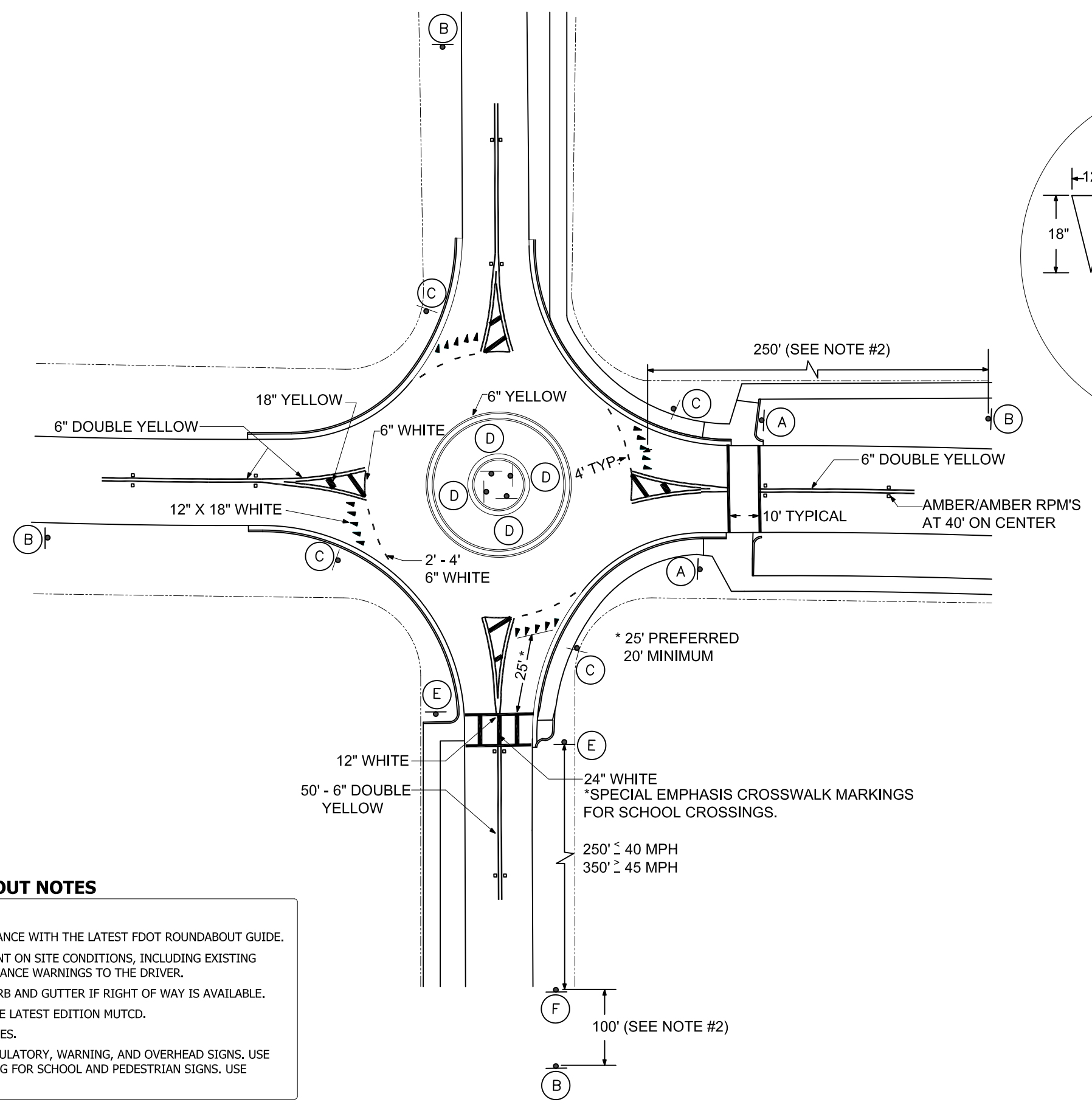
S1-1
36" x 36"

W16-7P
24" x 12"

(F)

S1-1
36" x 36"


W16-9P
24" x 12"



ROUNDBABOUT NOTES

- GENERAL NOTES:**
1. ROUNDBABOUT GEOMETRY SHALL BE IN ACCORDANCE WITH THE LATEST FDOT ROUNDBABOUT GUIDE.
 2. PLACEMENT OF ADVANCE SIGNAGE IS DEPENDENT ON SITE CONDITIONS, INCLUDING EXISTING SIGNAGE, AND SHALL PROVIDE SUFFICIENT ADVANCE WARNINGS TO THE DRIVER.
 3. SIGNS SHALL NOT OVERHANG SIDEWALK OR CURB AND GUTTER IF RIGHT OF WAY IS AVAILABLE.
 4. SIGN SIZES SHALL BE IN ACCORDANCE WITH THE LATEST EDITION MUTCD.
 5. E AND F SIGNS SHALL BE USED IN SCHOOL ZONES.
 6. TYPE XI SHEETING SHALL BE USED FOR ALL REGULATORY, WARNING, AND OVERHEAD SIGNS. USE TYPE IV YELLOW-GREEN FLUORESCENT SHEETING FOR SCHOOL AND PEDESTRIAN SIGNS. USE TYPE IV SHEETING FOR ALL OTHER SIGNS.

REVISIONS	
DATE	DESCRIPTION
01-18-2017	Minor Changes
04-12-2018	Added Sign
04-09-2019	Updated Sign Requirements



**PUBLIC WORKS DEPARTMENT
TRAFFIC ENGINEERING DIVISION**

DESIGN BY: LEI CAI, P.E. SCALE: NTS

DRAWN BY: STEPHON RAMOUTAR

CHECKED BY: CARMELO CARATTOZZOLO, P.E.

PAVEMENT MARKINGS & SIGNING
DETAILS FOR ROUNDBABOUTS
-LOCAL STREETS

SHEET NO.
1 OF 1