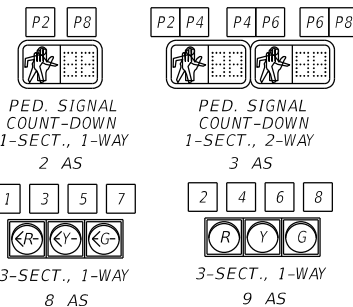
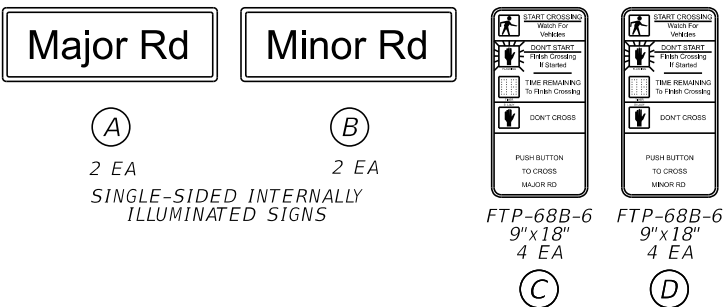


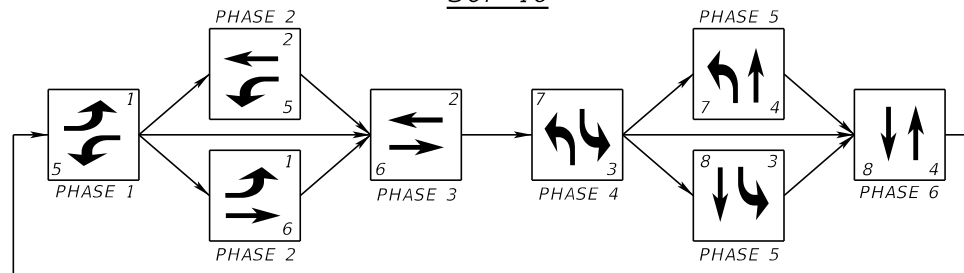
SIGNAL HEAD DETAILS



SIGN DETAILS



SOP 10



VIDEO DETECTION ASSIGNMENTS

VIDEO DETECTOR UNIT #	ASSIGN TO MOVEMENT	ZONE
V1	7	OD-7
V2	4	OD-4
V3	1	OD-1
V4	6	OD-6
V5	3	OD-3
V6	8	OD-8
V7	5	OD-5
V8	2	OD-2

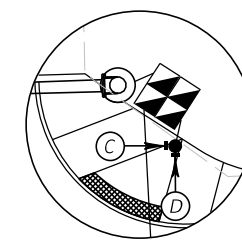
SIGNAL TIMING

CONTROLLER TIMINGS								
CONTROLLER PHASE	1	2	3	4	5	6	7	8
FACE NUMBER	1	2	3	4	5	6	7	8
DIRECTION	EBL	WB	SBL	NB	WBL	EB	NBL	SB
INITIAL GREEN (MIN)								
VEHICLE EXT. GAP								
MAXIMUM GREEN I								
MAXIMUM GREEN II								
YELLOW CLEARANCE								
ALL RED CLEARANCE								
PHASE RECALL								
DIRECTION DELAY								
WALK								
PED. CLEARANCE								
PERMISSIVE								
FLASH OPERATION								
GREEN RETURN								

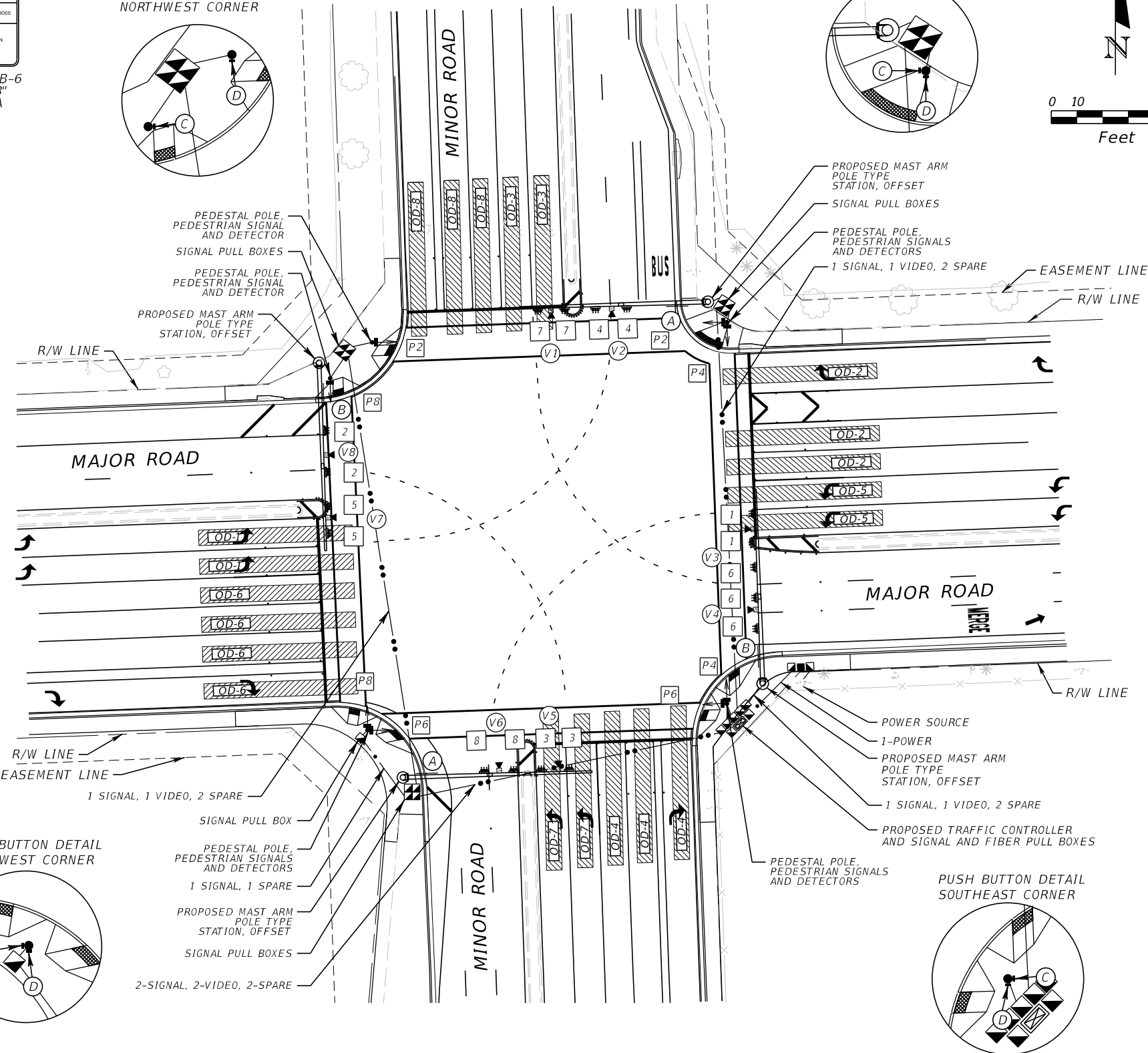
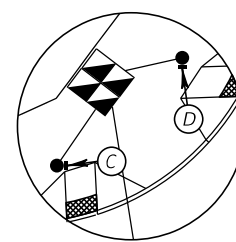
NOTES:

- POSTED SPEED LIMITS ARE AS FOLLOWS
 - MAJOR RD IS XX MPH
 - MINOR RD IS XX MPH
- VIDEO DETECTION ZONES SHALL BE APPROXIMATELY 60' LONG PER LANE, INCLUDING 10 FEET BEYOND THE STOP BAR.
- WHEN IN FLASH MODE ALL SIGNAL HEADS SHALL FLASH RED.
- SIGNAL TIMING WILL BE FINALIZED BY MAINTAINING AGENCY UPON FINAL ACCEPTANCE.

PUSH BUTTON DETAIL NORTHEAST CORNER



PUSH BUTTON DETAIL NORTHWEST CORNER



INTERSECTION NO. XXXX

REVISIONS DATE DESCRIPTION		BROWARD COUNTY TRAFFIC ENGINEERING DIVISION 2300 WEST COMMERCIAL BOULEVARD FORT LAUDERDALE, FL 33309		PUBLIC WORKS DEPARTMENT TRAFFIC ENGINEERING DIVISION			CITY INTERSECTION COUNTY PROJECT NO. MAJOR RD AND MINOR RD	SHEET NO. T-1
				TYPICAL SIGNALIZATION PLAN				